



See a Social Security Number? Say Something!
Report Privacy Problems to <https://public.resource.org/privacy>
Or call the IRS Identity Theft Hotline at 1-800-908-4490



Form **990-PF**

Department of the Treasury
Internal Revenue Service

Return of Private Foundation

or Section 4947(a)(1) Trust Treated as Private Foundation

Do not enter social security numbers on this form as it may be made public.

Information about Form 990-PF and its separate instructions is at www.irs.gov/form990pf

OMB No. 1545-0052

2015

Open to Public Inspection

For calendar year **2015** or tax year beginning , **2015**, and ending , **20**

Name of foundation
DONALD L. HUTT TRUST P64162004

Number and street (or P.O. box number if mail is not delivered to street address) Room/suite
10 S DEARBORN IL1-0117

City or town, state or province, country, and ZIP or foreign postal code
CHICAGO, IL 60603

A Employer identification number
75-6008809

B Telephone number (see instructions)
866-888-5157

C If exemption application is pending, check here

D 1 Foreign organizations, check here
2 Foreign organizations meeting the 85% test, check here and attach computation

E If private foundation status was terminated under section 507(b)(1)(A), check here

F If the foundation is in a 60-month termination under section 507(b)(1)(B), check here

G Check all that apply:

<input type="checkbox"/> Initial return	<input type="checkbox"/> Initial return of a former public charity
<input type="checkbox"/> Final return	<input type="checkbox"/> Amended return
<input type="checkbox"/> Address change	<input type="checkbox"/> Name change

H Check type of organization: Section 501(c)(3) exempt private foundation
 Section 4947(a)(1) nonexempt charitable trust Other taxable private foundation

I Fair market value of all assets at end of year (from Part II, col. (c), line 16) ▶ \$ **32,693,930.**

J Accounting method: Cash Accrual
 Other (specify) _____
(Part I, column (d) must be on cash basis.)

Part I Analysis of Revenue and Expenses (The total of amounts in columns (b), (c), and (d) may not necessarily equal the amounts in column (a) (see instructions))	(a) Revenue and expenses per books	(b) Net investment income	(c) Adjusted net income	(d) Disbursements for charitable purposes (cash basis only)
1 Contributions, gifts, grants, etc., received (attach schedule)				
2 Check <input checked="" type="checkbox"/> if the foundation is not required to attach Sch B.				
3 Interest on savings and temporary cash investments				
4 Dividends and interest from securities	130,406.	130,406.		
5a Gross rents	NONE	NONE	NONE	
b Net rental income or (loss)	NONE			
6a Net gain or (loss) from sale of assets not on line 10	12,634.			
b Gross sales price for all assets on line 6a	1,257,713.			
7 Capital gain net income (from Part IV, line 2)		12,634.		
8 Net short-term capital gain				
9 Income modifications				
10a Gross sales less returns and allowances				
b Less Cost of goods sold				
c Gross profit or (loss) (attach schedule)				
11 Other income (attach schedule)	8,136,554.	8,139,072.		STMT 1
12 Total. Add lines 1 through 11	8,279,594.	8,282,112.	NONE	
13 Compensation of officers, directors, trustees, etc.	531,294.	318,776.		212,518.
14 Other employee salaries and wages		NONE	NONE	
15 Pension plans, employee benefits		NONE	NONE	
16a Legal fees (attach schedule)				
b Accounting fees (attach schedule)				
c Other professional fees (attach schedule)				
17 Interest				
18 Taxes (attach schedule) (see instructions)	127,254.	2,954.		
19 Depreciation (attach schedule) and depletion				
20 Occupancy				
21 Travel, conferences, and meetings		NONE	NONE	
22 Printing and publications		NONE	NONE	
23 Other expenses (attach schedule) STMT 3	724,507.	724,507.		
24 Total operating and administrative expenses. Add lines 13 through 23.	1,383,055.	1,046,237.	NONE	212,518.
25 Contributions, gifts, grants paid	6,787,110.			6,787,110.
26 Total expenses and disbursements Add lines 24 and 25	8,170,165.	1,046,237.	NONE	6,999,628.
27 Subtract line 26 from line 12				
a Excess of revenue over expenses and disbursements	109,429.			
b Net investment income (if negative, enter -0-)		7,235,875.		
c Adjusted net income (if negative, enter -0-)			NONE	

Rec'd in Batch/ MAY 9 7 11 16 SCANNED MAY 16 2016 Revenue Operating and Administrative Expenses

POSTMARK RECEIVED
0 4 2 6 2016 0 4 2 9 2016
CINCINNATI SERVICE CENTER

Part II Balance Sheets	Attached schedules and amounts in the description column should be for end-of-year amounts only (See instructions.)	Beginning of year	End of year	
		(a) Book Value	(b) Book Value	(c) Fair Market Value
Assets	1 Cash - non-interest-bearing	2,242,717.	1,460,336.	1,460,336.
	2 Savings and temporary cash investments	501,579.	846,929.	846,929.
	3 Accounts receivable ▶			
	Less: allowance for doubtful accounts ▶			
	4 Pledges receivable ▶			
	Less allowance for doubtful accounts ▶			
	5 Grants receivable			
	6 Receivables due from officers, directors, trustees, and other disqualified persons (attach schedule) (see instructions)			
	7 Other notes and loans receivable (attach schedule) ▶			
	Less: allowance for doubtful accounts ▶	NONE		
	8 Inventories for sale or use			
	9 Prepaid expenses and deferred charges			
	10a Investments - U.S. and state government obligations (attach schedule)			
	b Investments - corporate stock (attach schedule)	5,079,930.	5,563,946.	5,971,693.
	c Investments - corporate bonds (attach schedule)	412,517.	739,017.	725,944.
	Liabilities	11 Investments - land, buildings, and equipment basis ▶		
Less accumulated depreciation (attach schedule) ▶				
12 Investments - mortgage loans				
13 Investments - other (attach schedule)		1,926,904.	1,662,846.	1,558,868.
14 Land, buildings, and equipment basis ▶				
Less accumulated depreciation (attach schedule) ▶				
15 Other assets (describe ▶ OIL AND GAS WELLS)		33.	33.	22,130,160.
16 Total assets (to be completed by all filers - see the instructions. Also, see page 1, item I)		10,163,680.	10,273,107.	32,693,930.
17 Accounts payable and accrued expenses				
18 Grants payable				
19 Deferred revenue				
20 Loans from officers, directors, trustees, and other disqualified persons				
21 Mortgages and other notes payable (attach schedule)				
22 Other liabilities (describe ▶)				
23 Total liabilities (add lines 17 through 22)			NONE	
Net Assets or Fund Balances	Foundations that follow SFAS 117, check here ▶ <input type="checkbox"/> and complete lines 24 through 26 and lines 30 and 31.			
	24 Unrestricted			
	25 Temporarily restricted			
	26 Permanently restricted			
	Foundations that do not follow SFAS 117, check here and complete lines 27 through 31. ▶ <input checked="" type="checkbox"/>			
	27 Capital stock, trust principal, or current funds	10,163,680.	10,273,107.	
	28 Paid-in or capital surplus, or land, bldg, and equipment fund			
29 Retained earnings, accumulated income, endowment, or other funds				
30 Total net assets or fund balances (see instructions)	10,163,680.	10,273,107.		
31 Total liabilities and net assets/fund balances (see instructions)	10,163,680.	10,273,107.		

Part III Analysis of Changes in Net Assets or Fund Balances

1 Total net assets or fund balances at beginning of year - Part II, column (a), line 30 (must agree with end-of-year figure reported on prior year's return)	1	10,163,680.
2 Enter amount from Part I, line 27a	2	109,429.
3 Other increases not included in line 2 (itemize) ▶	3	
4 Add lines 1, 2, and 3	4	10,273,109.
5 Decreases not included in line 2 (itemize) ▶ PRIOR PERIOD ADJUSTMENT	5	2.
6 Total net assets or fund balances at end of year (line 4 minus line 5) - Part II, column (b), line 30	6	10,273,107.

Part IV Capital Gains and Losses for Tax on Investment Income

(a) List and describe the kind(s) of property sold (e.g., real estate, 2-story brick warehouse, or common stock, 200 shs. MLC Co.)		(b) How acquired P - Purchase D - Donation	(c) Date acquired (mo., day, yr.)	(d) Date sold (mo., day, yr.)
1a PUBLICLY TRADED SECURITIES				
b				
c				
d				
e				
(e) Gross sales price	(f) Depreciation allowed (or allowable)	(g) Cost or other basis plus expense of sale	(h) Gain or (loss) (e) plus (f) minus (g)	
a 1,257,713.		1,245,079.	12,634.	
b				
c				
d				
e				
Complete only for assets showing gain in column (h) and owned by the foundation on 12/31/69			(i) Gains (Col. (h) gain minus col. (k), but not less than -0-) or Losses (from col. (h))	
(ii) F.M.V. as of 12/31/69	(j) Adjusted basis as of 12/31/69	(k) Excess of col. (i) over col. (j), if any		
a			12,634.	
b				
c				
d				
e				
2 Capital gain net income or (net capital loss)		{ If gain, also enter in Part I, line 7 If (loss), enter -0- in Part I, line 7 }	2	12,634.
3 Net short-term capital gain or (loss) as defined in sections 1222(5) and (6): If gain, also enter in Part I, line 8, column (c) (see instructions). If (loss), enter -0- in Part I, line 8			3	

Part V Qualification Under Section 4940(e) for Reduced Tax on Net Investment Income

(For optional use by domestic private foundations subject to the section 4940(a) tax on net investment income.)

If section 4940(d)(2) applies, leave this part blank.

Was the foundation liable for the section 4942 tax on the distributable amount of any year in the base period? Yes No
 If "Yes," the foundation does not qualify under section 4940(e). Do not complete this part.

1 Enter the appropriate amount in each column for each year, see the instructions before making any entries.

(a) Base period years Calendar year (or tax year beginning in)	(b) Adjusted qualifying distributions	(c) Net value of noncharitable-use assets	(d) Distribution ratio (col (b) divided by col (c))
2014	5,100,178.	26,664,835.	0.191270
2013	3,417,808.	19,186,154.	0.178139
2012			
2011			
2010			

2 Total of line 1, column (d)	2	0.369409
3 Average distribution ratio for the 5-year base period - divide the total on line 2 by 5, or by the number of years the foundation has been in existence if less than 5 years	3	0.184705
4 Enter the net value of noncharitable-use assets for 2015 from Part X, line 5	4	32,096,105.
5 Multiply line 4 by line 3	5	5,928,311.
6 Enter 1% of net investment income (1% of Part I, line 27b)	6	72,359.
7 Add lines 5 and 6	7	6,000,670.
8 Enter qualifying distributions from Part XII, line 4 If line 8 is equal to or greater than line 7, check the box in Part VI, line 1b, and complete that part using a 1% tax rate. See the Part VI instructions.	8	6,999,628.

Part VI Excise Tax Based on Investment Income (Section 4940(a), 4940(b), 4940(e), or 4948 - see instructions)

1a Exempt operating foundations described in section 4940(d)(2), check here <input type="checkbox"/> and enter "N/A" on line 1 Date of ruling or determination letter _____ (attach copy of letter if necessary - see instructions)	1	72,359.
b Domestic foundations that meet the section 4940(e) requirements in Part V, check here <input checked="" type="checkbox"/> and enter 1% of Part I, line 27b		
c All other domestic foundations enter 2% of line 27b. Exempt foreign organizations enter 4% of Part I, line 12, col. (b).		
2 Tax under section 511 (domestic section 4947(a)(1) trusts and taxable foundations only. Others enter -0-)	2	
3 Add lines 1 and 2	3	72,359.
4 Subtitle A (income) tax (domestic section 4947(a)(1) trusts and taxable foundations only. Others enter -0-)	4	NONE
5 Tax based on investment income. Subtract line 4 from line 3. If zero or less, enter -0-	5	72,359.
6 Credits/Payments		
a 2015 estimated tax payments and 2014 overpayment credited to 2015	6a	146,156.
b Exempt foreign organizations - tax withheld at source	6b	NONE
c Tax paid with application for extension of time to file (Form 8868)	6c	NONE
d Backup withholding erroneously withheld	6d	
7 Total credits and payments. Add lines 6a through 6d	7	146,156.
8 Enter any penalty for underpayment of estimated tax. Check here <input type="checkbox"/> if Form 2220 is attached	8	
9 Tax due. If the total of lines 5 and 8 is more than line 7, enter amount owed	9	
10 Overpayment. If line 7 is more than the total of lines 5 and 8, enter the amount overpaid	10	73,797.
11 Enter the amount of line 10 to be Credited to 2016 estimated tax <input type="checkbox"/> 73,797. Refunded <input type="checkbox"/>	11	

Part VII-A Statements Regarding Activities

	Yes	No
1a During the tax year, did the foundation attempt to influence any national, state, or local legislation or did it participate or intervene in any political campaign?		X
b Did it spend more than \$100 during the year (either directly or indirectly) for political purposes (see Instructions for the definition)? <i>If the answer is "Yes" to 1a or 1b, attach a detailed description of the activities and copies of any materials published or distributed by the foundation in connection with the activities.</i>		X
c Did the foundation file Form 1120-POL for this year?		X
d Enter the amount (if any) of tax on political expenditures (section 4955) imposed during the year: (1) On the foundation. <input type="checkbox"/> \$ _____ (2) On foundation managers <input type="checkbox"/> \$ _____		
e Enter the reimbursement (if any) paid by the foundation during the year for political expenditure tax imposed on foundation managers. <input type="checkbox"/> \$ _____		
2 Has the foundation engaged in any activities that have not previously been reported to the IRS? <i>If "Yes," attach a detailed description of the activities</i>		X
3 Has the foundation made any changes, not previously reported to the IRS, in its governing instrument, articles of incorporation, or bylaws, or other similar instruments? <i>If "Yes," attach a conformed copy of the changes</i>		X
4a Did the foundation have unrelated business gross income of \$1,000 or more during the year?		X
b If "Yes," has it filed a tax return on Form 990-T for this year?		
5 Was there a liquidation, termination, dissolution, or substantial contraction during the year? <i>If "Yes," attach the statement required by General Instruction T</i>		X
6 Are the requirements of section 508(e) (relating to sections 4941 through 4945) satisfied either: • By language in the governing instrument, or • By state legislation that effectively amends the governing instrument so that no mandatory directions that conflict with the state law remain in the governing instrument?	X	
7 Did the foundation have at least \$5,000 in assets at any time during the year? <i>If "Yes," complete Part II, col (c), and Part XV</i>	X	
8a Enter the states to which the foundation reports or with which it is registered (see instructions) <input type="checkbox"/> TX		
b If the answer is "Yes" to line 7, has the foundation furnished a copy of Form 990-PF to the Attorney General (or designate) of each state as required by General Instruction G? <i>If "No," attach explanation</i>	X	
9 Is the foundation claiming status as a private operating foundation within the meaning of section 4942(j)(3) or 4942(j)(5) for calendar year 2015 or the taxable year beginning in 2015 (see instructions for Part XIV)? <i>If "Yes," complete Part XIV</i>		X
10 Did any persons become substantial contributors during the tax year? <i>If "Yes," attach a schedule listing their names and addresses</i>		X

Part VII-A Statements Regarding Activities (continued)

11 At any time during the year, did the foundation, directly or indirectly, own a controlled entity within the meaning of section 512(b)(13)? If "Yes," attach schedule (see instructions). 11 Yes No X
12 Did the foundation make a distribution to a donor advised fund over which the foundation or a disqualified person had advisory privileges? If "Yes," attach statement (see instructions) 12 Yes No X
13 Did the foundation comply with the public inspection requirements for its annual returns and exemption application? Website address NA 13 Yes No X
14 The books are in care of JP MORGAN CHASE BANK, .N.A. Telephone no. (866) 888-5157 Located at 10 S DEARBORN, ST; MC; IL 1-0117, CHICAGO, IL ZIP+4 60603
15 Section 4947(a)(1) nonexempt charitable trusts filing Form 990-PF in lieu of Form 1041 - Check here X and enter the amount of tax-exempt interest received or accrued during the year 15
16 At any time during calendar year 2015, did the foundation have an interest in or a signature or other authority over a bank, securities, or other financial account in a foreign country? 16 Yes No X See the instructions for exceptions and filing requirements for FinCEN Form 114. If "Yes," enter the name of the foreign country

Part VII-B Statements Regarding Activities for Which Form 4720 May Be Required

File Form 4720 if any item is checked in the "Yes" column, unless an exception applies.

1a During the year did the foundation (either directly or indirectly)
(1) Engage in the sale or exchange, or leasing of property with a disqualified person? Yes X No
(2) Borrow money from, lend money to, or otherwise extend credit to (or accept it from) a disqualified person? Yes X No
(3) Furnish goods, services, or facilities to (or accept them from) a disqualified person? Yes X No
(4) Pay compensation to, or pay or reimburse the expenses of, a disqualified person? X Yes No
(5) Transfer any income or assets to a disqualified person (or make any of either available for the benefit or use of a disqualified person)? Yes X No
(6) Agree to pay money or property to a government official? (Exception. Check "No" if the foundation agreed to make a grant to or to employ the official for a period after termination of government service, if terminating within 90 days.) Yes X No
b If any answer is "Yes" to 1a(1)-(6), did any of the acts fail to qualify under the exceptions described in Regulations section 53.4941(d)-3 or in a current notice regarding disaster assistance (see instructions)? 1b Yes No X Organizations relying on a current notice regarding disaster assistance check here
c Did the foundation engage in a prior year in any of the acts described in 1a, other than excepted acts, that were not corrected before the first day of the tax year beginning in 2015? 1c Yes No X
2 Taxes on failure to distribute income (section 4942) (does not apply for years the foundation was a private operating foundation defined in section 4942(j)(3) or 4942(j)(5))
a At the end of tax year 2015, did the foundation have any undistributed income (lines 6d and 6e, Part XIII) for tax year(s) beginning before 2015? Yes X No If "Yes," list the years
b Are there any years listed in 2a for which the foundation is not applying the provisions of section 4942(a)(2) (relating to incorrect valuation of assets) to the year's undistributed income? (If applying section 4942(a)(2) to all years listed, answer "No" and attach statement - see instructions) 2b Yes No X
c If the provisions of section 4942(a)(2) are being applied to any of the years listed in 2a, list the years here
3a Did the foundation hold more than a 2% direct or indirect interest in any business enterprise at any time during the year? Yes X No
b If "Yes," did it have excess business holdings in 2015 as a result of (1) any purchase by the foundation or disqualified persons after May 26, 1969, (2) the lapse of the 5-year period (or longer period approved by the Commissioner under section 4943(c)(7)) to dispose of holdings acquired by gift or bequest, or (3) the lapse of the 10-, 15-, or 20-year first phase holding period? (Use Schedule C, Form 4720, to determine if the foundation had excess business holdings in 2015) 3b Yes No X
4a Did the foundation invest during the year any amount in a manner that would jeopardize its charitable purposes? 4a Yes No X
b Did the foundation make any investment in a prior year (but after December 31, 1969) that could jeopardize its charitable purpose that had not been removed from jeopardy before the first day of the tax year beginning in 2015? 4b Yes No X

Part VII-B Statements Regarding Activities for Which Form 4720 May Be Required (continued)

5a During the year did the foundation pay or incur any amount to:

(1) Carry on propoganda, or otherwise attempt to influence legislation (section 4945(e))?. Yes No

(2) Influence the outcome of any specific public election (see section 4955); or to carry on, directly or indirectly, any voter registration drive?. Yes No

(3) Provide a grant to an individual for travel, study, or other similar purposes? Yes No

(4) Provide a grant to an organization other than a charitable, etc., organization described in section 4945(d)(4)(A)? (see instructions). Yes No

(5) Provide for any purpose other than religious, charitable, scientific, literary, or educational purposes, or for the prevention of cruelty to children or animals? Yes No

b If any answer is "Yes" to 5a(1)-(5), did any of the transactions fail to qualify under the exceptions described in Regulations section 53.4945 or in a current notice regarding disaster assistance (see instructions)? **5b**

Organizations relying on a current notice regarding disaster assistance check here

c If the answer is "Yes" to question 5a(4), does the foundation claim exemption from the tax because it maintained expenditure responsibility for the grant? Yes No

If "Yes," attach the statement required by Regulations section 53.4945-5(d)

6a Did the foundation, during the year, receive any funds, directly or indirectly, to pay premiums on a personal benefit contract? Yes No

b Did the foundation, during the year, pay premiums, directly or indirectly, on a personal benefit contract? Yes No **6b** X

If "Yes" to 6b, file Form 8870

7a At any time during the tax year, was the foundation a party to a prohibited tax shelter transaction? Yes No

b If "Yes," did the foundation receive any proceeds or have any net income attributable to the transaction? Yes No **7b**

Part VIII Information About Officers, Directors, Trustees, Foundation Managers, Highly Paid Employees, and Contractors

1 List all officers, directors, trustees, foundation managers and their compensation (see instructions).

(a) Name and address	(b) Title, and average hours per week devoted to position	(c) Compensation (If not paid, enter -0-)	(d) Contributions to employee benefit plans and deferred compensation	(e) Expense account, other allowances
JP MORGAN CHASE BANK, N A. 10 S DEARBORN, ST; MC; IL 1-0117, CHICAGO, IL 60603	TRUSTEE 2	531,294.	-0-	-0-

2 Compensation of five highest-paid employees (other than those included on line 1 - see instructions). If none, enter "NONE."

(a) Name and address of each employee paid more than \$50,000	(b) Title, and average hours per week devoted to position	(c) Compensation	(d) Contributions to employee benefit plans and deferred compensation	(e) Expense account, other allowances
NONE		NONE	NONE	NONE

Total number of other employees paid over \$50,000 **NONE**

Part VIII Information About Officers, Directors, Trustees, Foundation Managers, Highly Paid Employees, and Contractors (continued)

3 Five highest-paid independent contractors for professional services (see instructions). If none, enter "NONE."

(a) Name and address of each person paid more than \$50,000	(b) Type of service	(c) Compensation
NONE		NONE
Total number of others receiving over \$50,000 for professional services		NONE

Part IX-A Summary of Direct Charitable Activities

List the foundation's four largest direct charitable activities during the tax year. Include relevant statistical information such as the number of organizations and other beneficiaries served, conferences convened, research papers produced, etc	Expenses
1 NONE	
2	
3	
4	

Part IX-B Summary of Program-Related Investments (see instructions)

Describe the two largest program-related investments made by the foundation during the tax year on lines 1 and 2	Amount
1 NONE	
2	
All other program-related investments See instructions	
3 NONE	
Total. Add lines 1 through 3	

Part X Minimum Investment Return (All domestic foundations must complete this part. Foreign foundations, see instructions.)

1	Fair market value of assets not used (or held for use) directly in carrying out charitable, etc., purposes:		
a	Average monthly fair market value of securities	1a	8,428,816.
b	Average of monthly cash balances	1b	1,678,244.
c	Fair market value of all other assets (see instructions).	1c	22,477,818.
d	Total (add lines 1a, b, and c)	1d	32,584,878.
e	Reduction claimed for blockage or other factors reported on lines 1a and 1c (attach detailed explanation)	1e	
2	Acquisition indebtedness applicable to line 1 assets	2	NONE
3	Subtract line 2 from line 1d	3	32,584,878.
4	Cash deemed held for charitable activities. Enter 1 1/2% of line 3 (for greater amount, see instructions).	4	488,773.
5	Net value of noncharitable-use assets. Subtract line 4 from line 3. Enter here and on Part V, line 4	5	32,096,105.
6	Minimum investment return. Enter 5% of line 5	6	1,604,805.

Part XI Distributable Amount (see instructions) (Section 4942(j)(3) and (j)(5) private operating foundations and certain foreign organizations check here and do not complete this part.)

1	Minimum investment return from Part X, line 6	1	1,604,805.
2a	Tax on investment income for 2015 from Part VI, line 5	2a	72,359.
b	Income tax for 2015. (This does not include the tax from Part VI.)	2b	
c	Add lines 2a and 2b	2c	72,359.
3	Distributable amount before adjustments. Subtract line 2c from line 1	3	1,532,446.
4	Recoveries of amounts treated as qualifying distributions	4	NONE
5	Add lines 3 and 4	5	1,532,446.
6	Deduction from distributable amount (see instructions).	6	NONE
7	Distributable amount as adjusted. Subtract line 6 from line 5. Enter here and on Part XIII, line 1	7	1,532,446.

Part XII Qualifying Distributions (see instructions)

1	Amounts paid (including administrative expenses) to accomplish charitable, etc., purposes:		
a	Expenses, contributions, gifts, etc. - total from Part I, column (d), line 26	1a	6,999,628.
b	Program-related investments - total from Part IX-B	1b	
2	Amounts paid to acquire assets used (or held for use) directly in carrying out charitable, etc., purposes	2	NONE
3	Amounts set aside for specific charitable projects that satisfy the:		
a	Suitability test (prior IRS approval required)	3a	NONE
b	Cash distribution test (attach the required schedule)	3b	NONE
4	Qualifying distributions. Add lines 1a through 3b. Enter here and on Part V, line 8, and Part XIII, line 4	4	6,999,628.
5	Foundations that qualify under section 4940(e) for the reduced rate of tax on net investment income. Enter 1% of Part I, line 27b (see instructions)	5	72,359.
6	Adjusted qualifying distributions. Subtract line 5 from line 4	6	6,927,269.

Note. The amount on line 6 will be used in Part V, column (b), in subsequent years when calculating whether the foundation qualifies for the section 4940(e) reduction of tax in those years.

Part XIII Undistributed Income (see instructions)

	(a) Corpus	(b) Years prior to 2014	(c) 2014	(d) 2015
1 Distributable amount for 2015 from Part XI, line 7				1,532,446.
2 Undistributed income, if any, as of the end of 2015				
a Enter amount for 2014 only.			NONE	
b Total for prior years 20 <u>13</u> , 20 <u> </u> , 20 <u> </u>		NONE		
3 Excess distributions carryover, if any, to 2015				
a From 2010				NONE
b From 2011				NONE
c From 2012				NONE
d From 2013				2,549,545.
e From 2014				3,921,242.
f Total of lines 3a through e	6,470,787.			
4 Qualifying distributions for 2015 from Part XII, line 4 ▶ \$ <u>6,999,628.</u>				
a Applied to 2014, but not more than line 2a			NONE	
b Applied to undistributed income of prior years (Election required - see instructions)		NONE		
c Treated as distributions out of corpus (Election required - see instructions)	NONE			
d Applied to 2015 distributable amount.				1,532,446.
e Remaining amount distributed out of corpus.	5,467,182.			
5 Excess distributions carryover applied to 2015. (If an amount appears in column (d), the same amount must be shown in column (a))	NONE			NONE
6 Enter the net total of each column as indicated below:				
a Corpus. Add lines 3f, 4c, and 4e. Subtract line 5	11,937,969.			
b Prior years' undistributed income. Subtract line 4b from line 2b.		NONE		
c Enter the amount of prior years' undistributed income for which a notice of deficiency has been issued, or on which the section 4942(a) tax has been previously assessed		NONE		
d Subtract line 6c from line 6b Taxable amount - see instructions		NONE		
e Undistributed income for 2014. Subtract line 4a from line 2a. Taxable amount - see instructions			NONE	
f Undistributed income for 2015. Subtract lines 4d and 5 from line 1 This amount must be distributed in 2016.				NONE
7 Amounts treated as distributions out of corpus to satisfy requirements imposed by section 170(b)(1)(F) or 4942(g)(3) (Election may be required - see instructions)	NONE			
8 Excess distributions carryover from 2010 not applied on line 5 or line 7 (see instructions)	NONE			
9 Excess distributions carryover to 2016. Subtract lines 7 and 8 from line 6a	11,937,969.			
10 Analysis of line 9				
a Excess from 2011				NONE
b Excess from 2012				NONE
c Excess from 2013				2,549,545.
d Excess from 2014				3,921,242.
e Excess from 2015				5,467,182.

Part XIV Private Operating Foundations (see instructions and Part VII-A, question 9) NOT APPLICABLE

1a If the foundation has received a ruling or determination letter that it is a private operating foundation, and the ruling is effective for 2015, enter the date of the ruling

b Check box to indicate whether the foundation is a private operating foundation described in section 4942(j)(3) or 4942(j)(5)

Table with 5 columns: (a) 2015, (b) 2014, (c) 2013, (d) 2012, (e) Total. Rows include 2a (Adjusted net income), 2b (85% of line 2a), 2c (Qualifying distributions), 2d (Amounts included in line 2c), 2e (Qualifying distributions made directly), 3 (Alternative tests: Assets, Endowment, Support).

Part XV Supplementary Information (Complete this part only if the foundation had \$5,000 or more in assets at any time during the year - see instructions.)

1 Information Regarding Foundation Managers:

a List any managers of the foundation who have contributed more than 2% of the total contributions received by the foundation before the close of any tax year (but only if they have contributed more than \$5,000). (See section 507(d)(2).)

N/A

b List any managers of the foundation who own 10% or more of the stock of a corporation (or an equally large portion of the ownership of a partnership or other entity) of which the foundation has a 10% or greater interest.

N/A

2 Information Regarding Contribution, Grant, Gift, Loan, Scholarship, etc., Programs:

Check here [X] if the foundation only makes contributions to preselected charitable organizations and does not accept unsolicited requests for funds. If the foundation makes gifts, grants, etc. (see instructions) to individuals or organizations under other conditions, complete items 2a, b, c, and d.

a The name, address, and telephone number or e-mail address of the person to whom applications should be addressed:

b The form in which applications should be submitted and information and materials they should include:

c Any submission deadlines:

d Any restrictions or limitations on awards, such as by geographical areas, charitable fields, kinds of institutions, or other factors.

Part XV Supplementary Information (continued)

3 Grants and Contributions Paid During the Year or Approved for Future Payment

Recipient Name and address (home or business)	If recipient is an individual, show any relationship to any foundation manager or substantial contributor	Foundation status of recipient	Purpose of grant or contribution	Amount
a Paid during the year				
SAN ANTONIO AREA FOUNDATION 303 PEARL PKWY STE 114 SAN ANTONIO TX 78215	NONE	PC	GENERAL	1,357,422.
BOYS & GIRLS CLUBS OF GREATER FORT WORTH FORT WORTH TX 76111	NONE	PC	GENERAL	1,357,422.
CUMBERLAND REST INC C/O SHERRY DRESSLER 1600 TEXAS STREET BOX C FORT WORTH TX 76102	NONE	PC	GENERAL	1,357,422.
COOK-FORT WORTH CHILDREN'S MEDICAL CENTER FORT WORTH TX 76104	NONE	PC	GENERAL	1,357,422.
LENA POPE HOME C/O TED BLEVINS, EXEC DIRECTOR 3131 SANGUINET FORT WORTH TX 76107	NONE	PC	GENERAL	1,357,422.
Total				3a 6,787,110.
b Approved for future payment				
Total				3b

Part XVI-A Analysis of Income-Producing Activities

Enter gross amounts unless otherwise indicated.

Table with 5 columns: (a) Business code, (b) Amount, (c) Exclusion code, (d) Amount, (e) Related or exempt function income. Rows include Program service revenue, Membership dues, Interest on savings, Dividends, Net rental income, Other investment income, Gain or loss from sales, Net income from special events, Gross profit from sales, Other revenue, and Subtotal.

Part XVI-B Relationship of Activities to the Accomplishment of Exempt Purposes

Table with 2 columns: Line No., Explain below how each activity for which income is reported in column (e) of Part XVI-A contributed importantly to the accomplishment of the foundation's exempt purposes (other than by providing funds for such purposes). (See instructions.)

NOT APPLICABLE

Part XVII Information Regarding Transfers To and Transactions and Relationships With Noncharitable Exempt Organizations

- 1 Did the organization directly or indirectly engage in any of the following with any other organization described in section 501(c) of the Code... a Transfers from the reporting foundation to a noncharitable exempt organization of: (1) Cash, (2) Other assets... b Other transactions: (1) Sales of assets to a noncharitable exempt organization, (2) Purchases of assets from a noncharitable exempt organization, (3) Rental of facilities, equipment, or other assets, (4) Reimbursement arrangements, (5) Loans or loan guarantees, (6) Performance of services or membership or fundraising solicitations... c Sharing of facilities, equipment, mailing lists, other assets, or paid employees... d If the answer to any of the above is "Yes," complete the following schedule.

Table with 4 columns: (a) Line no., (b) Amount involved, (c) Name of noncharitable exempt organization, (d) Description of transfers, transactions, and sharing arrangements.

2a Is the foundation directly or indirectly affiliated with, or related to, one or more tax-exempt organizations described in section 501(c) of the Code (other than section 501(c)(3)) or in section 527? Yes No

Table with 3 columns: (a) Name of organization, (b) Type of organization, (c) Description of relationship.

Under penalties of perjury, I declare that I have examined this return, including accompanying schedules and statements, and to the best of my knowledge and belief, it is true, correct, and complete. Declaration of preparer (other than taxpayer) is based on all information of which preparer has any knowledge.

Sign Here Signature of officer or trustee: [Signature] VICE PRESIDENT Date: 04/21/2016 Title:

May the IRS discuss this return with the preparer shown below (see instructions)? Yes No

Paid Preparer Use Only section containing fields for Print/Type preparer's name (CAROLYN J. SECHEL), Preparer's signature, Date (04/21/2016), Firm's name (DELOITTE TAX LLP), Firm's address (127 PUBLIC SQUARE CLEVELAND, OH 44114), Firm's EIN (86-1065772), and Phone no. (312-486-9652).

RENT AND ROYALTY INCOME

Taxpayer's Name DONALD L. HUTT TRUST P64162004	Identifying Number 75-6008809
--	---

DESCRIPTION OF PROPERTY
NW/4 SEC 20 BLK 38 T3S

Yes	No	Did you actively participate in the operation of the activity during the tax year?
-----	----	--

TYPE OF PROPERTY: 4 - COMMERCIAL

RENTAL INCOME	242.	
OTHER INCOME:		
TOTAL GROSS INCOME		242.
OTHER EXPENSES:		
DEPRECIATION (SHOWN BELOW)		
LESS: Beneficiary's Portion		
AMORTIZATION		
LESS: Beneficiary's Portion		
DEPLETION		
LESS: Beneficiary's Portion		
TOTAL EXPENSES		
TOTAL RENT OR ROYALTY INCOME (LOSS)		242.

Less Amount to

Rent or Royalty	_____
Depreciation	_____
Depletion	_____
Investment Interest Expense	_____
Other Expenses	_____
Net Income (Loss) to Others	_____
Net Rent or Royalty Income (Loss)	242.

Deductible Rental Loss (if Applicable)

SCHEDULE FOR DEPRECIATION CLAIMED

(a) Description of property	(b) Cost or unadjusted basis	(c) Date acquired	(d) ACRS des.	(e) Bus. %	(f) Basis for depreciation	(g) Depreciation in prior years	(h) Method	(i) Life or rate	(j) Depreciation for this year
Totals									

RENT AND ROYALTY INCOME

Taxpayer's Name DONALD L. HUTT TRUST P64162004	Identifying Number 75-6008809
--	---

DESCRIPTION OF PROPERTY
 W/2 SEC 40 BLK 38 T3S

<input type="checkbox"/> Yes	<input type="checkbox"/> No	Did you actively participate in the operation of the activity during the tax year?
------------------------------	-----------------------------	--

TYPE OF PROPERTY: 4 - COMMERCIAL

RENTAL INCOME	22,944.	
OTHER INCOME:		
TOTAL GROSS INCOME		22,944.
OTHER EXPENSES:		
DEPRECIATION (SHOWN BELOW)		
LESS: Beneficiary's Portion		
AMORTIZATION		
LESS: Beneficiary's Portion		
DEPLETION		
LESS: Beneficiary's Portion		
TOTAL EXPENSES		
TOTAL RENT OR ROYALTY INCOME (LOSS)		22,944.

Less Amount to

Rent or Royalty	
Depreciation	
Depletion	
Investment Interest Expense	
Other Expenses	
Net Income (Loss) to Others	

Net Rent or Royalty Income (Loss) 22,944.

Deductible Rental Loss (if Applicable)

SCHEDULE FOR DEPRECIATION CLAIMED

(a) Description of property	(b) Cost or unadjusted basis	(c) Date acquired	(d) ACRS des	(e) Bus %	(f) Basis for depreciation	(g) Depreciation in prior years	(h) Method	(i) Life or rate	(j) Depreciation for this year
Totals									

RENT AND ROYALTY INCOME

Taxpayer's Name DONALD L. HUTT TRUST P64162004	Identifying Number 75-6008809
---	----------------------------------

DESCRIPTION OF PROPERTY
E/2 SEC 27 BLK 38 T4S T&P

Yes	No	Did you actively participate in the operation of the activity during the tax year?
-----	----	--

TYPE OF PROPERTY: 4 - COMMERCIAL

RENTAL INCOME	78,102.	
OTHER INCOME:		
TOTAL GROSS INCOME		78,102.

OTHER EXPENSES:		

DEPRECIATION (SHOWN BELOW)					
LESS: Beneficiary's Portion					
AMORTIZATION					
LESS: Beneficiary's Portion					
DEPLETION					
LESS: Beneficiary's Portion					
TOTAL EXPENSES					
TOTAL RENT OR ROYALTY INCOME (LOSS)					78,102.

Less Amount to

Rent or Royalty		
Depreciation		
Depletion		
Investment Interest Expense		
Other Expenses		
Net Income (Loss) to Others		78,102.

Net Rent or Royalty Income (Loss) 78,102.

Deductible Rental Loss (if Applicable)

(a) Description of property	(b) Cost or unadjusted basis	(c) Date acquired	(d) ACRS des.	(e) Bus %	(f) Basis for depreciation	(g) Depreciation in prior years	(h) Method	(i) Life or rate	(j) Depreciation for this year
Totals									

RENT AND ROYALTY INCOME

Taxpayer's Name DONALD L. HUTT TRUST P64162004	Identifying Number 75-6008809
--	---

DESCRIPTION OF PROPERTY
E/2 SEC 40 BLK 38

Yes No Did you actively participate in the operation of the activity during the tax year?

TYPE OF PROPERTY: **4 - COMMERCIAL**

RENTAL INCOME	21,869.	
OTHER INCOME:		
TOTAL GROSS INCOME		21,869.

OTHER EXPENSES.		
DEPRECIATION (SHOWN BELOW)		
LESS: Beneficiary's Portion		
AMORTIZATION		
LESS: Beneficiary's Portion		
DEPLETION		
LESS: Beneficiary's Portion		
TOTAL EXPENSES		
TOTAL RENT OR ROYALTY INCOME (LOSS)		21,869.

Less Amount to

Rent or Royalty	_____
Depreciation	_____
Depletion	_____
Investment Interest Expense	_____
Other Expenses	_____
Net Income (Loss) to Others	_____

Net Rent or Royalty Income (Loss)

	21,869.	
--	----------------	--

Deductible Rental Loss (if Applicable)

(a) Description of property	(b) Cost or unadjusted basis	(c) Date acquired	(d) ACRS des.	(e) Bus %	(f) Basis for depreciation	(g) Depreciation in prior years	(h) Method	(i) Life or rate	(j) Depreciation for this year
Totals									

RENT AND ROYALTY INCOME

Taxpayer's Name DONALD L. HUTT TRUST P64162004	Identifying Number 75-6008809
--	---

DESCRIPTION OF PROPERTY
(HUMBLE LSE) T&P RR CO SURVEY

Yes	No	Did you actively participate in the operation of the activity during the tax year?
-----	----	--

TYPE OF PROPERTY: 4 - COMMERCIAL

RENTAL INCOME	22,958.	
OTHER INCOME:		

TOTAL GROSS INCOME	22,958.
---------------------------------	---------

OTHER EXPENSES:		

DEPRECIATION (SHOWN BELOW)			
LESS Beneficiary's Portion			

AMORTIZATION			
LESS: Beneficiary's Portion			

DEPLETION			
LESS: Beneficiary's Portion			

TOTAL EXPENSES	
-----------------------------	--

TOTAL RENT OR ROYALTY INCOME (LOSS)	22,958.
--	---------

Less Amount to

Rent or Royalty	
Depreciation	
Depletion	
Investment Interest Expense	
Other Expenses	
Net Income (Loss) to Others	

Net Rent or Royalty Income (Loss)	22,958.
--	---------

Deductible Rental Loss (if Applicable)

SCHEDULE FOR DEPRECIATION CLAIMED

(a) Description of property	(b) Cost or unadjusted basis	(c) Date acquired	(d) ACRS des.	(e) Bus. %	(f) Basis for depreciation	(g) Depreciation in prior years	(h) Method	(i) Life or rate	(j) Depreciation for this year
Totals									

RENT AND ROYALTY INCOME

Taxpayer's Name DONALD L. HUTT TRUST P64162004	Identifying Number 75-6008809
--	---

DESCRIPTION OF PROPERTY
 (LOUISE H SHACKELFORD A) T4S

Yes	No	Did you actively participate in the operation of the activity during the tax year?
-----	----	--

TYPE OF PROPERTY: 4 - COMMERCIAL

RENTAL INCOME	8,625.	
OTHER INCOME:		
TOTAL GROSS INCOME		8,625.

OTHER EXPENSES:

DEPRECIATION (SHOWN BELOW)			
LESS: Beneficiary's Portion			
AMORTIZATION			
LESS: Beneficiary's Portion			
DEPLETION			
LESS: Beneficiary's Portion			
TOTAL EXPENSES			
TOTAL RENT OR ROYALTY INCOME (LOSS)			8,625.

Less Amount to

Rent or Royalty	
Depreciation	
Depletion	
Investment Interest Expense	
Other Expenses	
Net Income (Loss) to Others	

Net Rent or Royalty Income (Loss)

	8,625.
--	--------

Deductible Rental Loss (if Applicable)

SCHEDULE FOR DEPRECIATION CLAIMED

(a) Description of property	(b) Cost or unadjusted basis	(c) Date acquired	(d) ACRS des.	(e) Bus %	(f) Basis for depreciation	(g) Depreciation in prior years	(h) Method	(i) Life or rate	(j) Depreciation for this year
Totals									

RENT AND ROYALTY INCOME

Taxpayer's Name DONALD L. HUTT TRUST P64162004	Identifying Number 75-6008809
--	---

DESCRIPTION OF PROPERTY
 N/2 SEC 42 (PHILLIPS HUTT LSE)

Yes No Did you actively participate in the operation of the activity during the tax year?

TYPE OF PROPERTY: 4 - COMMERCIAL

RENTAL INCOME	29,323.	
OTHER INCOME:		
TOTAL GROSS INCOME		29,323.

OTHER EXPENSES:

DEPRECIATION (SHOWN BELOW)			
LESS: Beneficiary's Portion			
AMORTIZATION			
LESS: Beneficiary's Portion			
DEPLETION			
LESS: Beneficiary's Portion			
TOTAL EXPENSES			
TOTAL RENT OR ROYALTY INCOME (LOSS)			29,323.

Less Amount to

Rent or Royalty		
Depreciation		
Depletion		
Investment Interest Expense		
Other Expenses		
Net Income (Loss) to Others		

Net Rent or Royalty Income (Loss)

	29,323.
--	---------

Deductible Rental Loss (if Applicable)

(a) Description of property	(b) Cost or unadjusted basis	(c) Date acquired	(d) ACRS des.	(e) Bus. %	(f) Basis for depreciation	(g) Depreciation in prior years	(h) Method	(i) Life or rate	(j) Depreciation for this year
Totals									

RENT AND ROYALTY INCOME

Taxpayer's Name DONALD L. HUTT TRUST P64162004	Identifying Number 75-6008809
--	---

DESCRIPTION OF PROPERTY
 S/2 SEC 25 BLK 38 T5S

Yes	No	Did you actively participate in the operation of the activity during the tax year?
-----	----	--

TYPE OF PROPERTY: 4 - COMMERCIAL

RENTAL INCOME	10,115.	
OTHER INCOME:		
TOTAL GROSS INCOME		10,115.

OTHER EXPENSES:

DEPRECIATION (SHOWN BELOW)		
LESS: Beneficiary's Portion		
AMORTIZATION		
LESS: Beneficiary's Portion		
DEPLETION		
LESS: Beneficiary's Portion		
TOTAL EXPENSES		
TOTAL RENT OR ROYALTY INCOME (LOSS)		10,115.

Less Amount to

Rent or Royalty		
Depreciation		
Depletion		
Investment Interest Expense		
Other Expenses		
Net Income (Loss) to Others		

Net Rent or Royalty Income (Loss) 10,115.

Deductible Rental Loss (if Applicable)

SCHEDULE FOR DEPRECIATION CLAIMED

(a) Description of property	(b) Cost or unadjusted basis	(c) Date acquired	(d) ACRS des.	(e) Bus %	(f) Basis for depreciation	(g) Depreciation in prior years	(h) Method	(i) Life or rate	(j) Depreciation for this year
Totals									

RENT AND ROYALTY INCOME

Taxpayer's Name DONALD L. HUTT TRUST P64162004	Identifying Number 75-6008809
---	----------------------------------

DESCRIPTION OF PROPERTY
(DL HUTT LSE) T&P RY CO SURVEY

<input type="checkbox"/>	<input type="checkbox"/>	Did you actively participate in the operation of the activity during the tax year?
--------------------------	--------------------------	--

TYPE OF PROPERTY: 4 - COMMERCIAL

RENTAL INCOME	7,321.	
OTHER INCOME:		
TOTAL GROSS INCOME		7,321.

OTHER EXPENSES:		

DEPRECIATION (SHOWN BELOW)			
LESS: Beneficiary's Portion			
AMORTIZATION			
LESS: Beneficiary's Portion			
DEPLETION			
LESS: Beneficiary's Portion			
TOTAL EXPENSES			
TOTAL RENT OR ROYALTY INCOME (LOSS)			7,321.

Less Amount to

Rent or Royalty	_____
Depreciation	_____
Depletion	_____
Investment Interest Expense	_____
Other Expenses	_____
Net Income (Loss) to Others	_____

Net Rent or Royalty Income (Loss) 7,321.

Deductible Rental Loss (if Applicable) _____

(a) Description of property	(b) Cost or unadjusted basis	(c) Date acquired	(d) ACRS des.	(e) Bus. %	(f) Basis for depreciation	(g) Depreciation in prior years	(h) Method	(i) Life or rate	(j) Depreciation for this year
Totals									

RENT AND ROYALTY INCOME

Taxpayer's Name DONALD L. HUTT TRUST P64162004	Identifying Number 75-6008809
---	----------------------------------

DESCRIPTION OF PROPERTY
NE/4 SEC 28 BLK 38 T3S

Yes	No	Did you actively participate in the operation of the activity during the tax year?
-----	----	--

TYPE OF PROPERTY: 4 - COMMERCIAL

RENTAL INCOME	6,100.	
OTHER INCOME:		
TOTAL GROSS INCOME		6,100.
OTHER EXPENSES:		
DEPRECIATION (SHOWN BELOW)		
LESS: Beneficiary's Portion		
AMORTIZATION		
LESS: Beneficiary's Portion		
DEPLETION		
LESS: Beneficiary's Portion		
TOTAL EXPENSES		
TOTAL RENT OR ROYALTY INCOME (LOSS)		6,100.

Less Amount to

Rent or Royalty	
Depreciation	
Depletion	
Investment Interest Expense	
Other Expenses	
Net Income (Loss) to Others	
Net Rent or Royalty Income (Loss)	6,100.

Deductible Rental Loss (if Applicable)

SCHEDULE FOR DEPRECIATION CLAIMED

(a) Description of property	(b) Cost or unadjusted basis	(c) Date acquired	(d) ACRS des.	(e) Bus %	(f) Basis for depreciation	(g) Depreciation in prior years	(h) Method	(i) Life or rate	(j) Depreciation for this year
Totals									

RENT AND ROYALTY INCOME

Taxpayer's Name DONALD L. HUTT TRUST P64162004	Identifying Number 75-6008809
--	---

DESCRIPTION OF PROPERTY
ALL OF SEC 2 BLK 38 T4S

<input type="checkbox"/>	Yes	<input type="checkbox"/>	No	Did you actively participate in the operation of the activity during the tax year?
--------------------------	------------	--------------------------	-----------	--

TYPE OF PROPERTY: 4 - COMMERCIAL

RENTAL INCOME	218.	
OTHER INCOME:		
TOTAL GROSS INCOME		218.
OTHER EXPENSES:		
DEPRECIATION (SHOWN BELOW)		
LESS: Beneficiary's Portion		
AMORTIZATION		
LESS: Beneficiary's Portion		
DEPLETION		
LESS: Beneficiary's Portion		
TOTAL EXPENSES		
TOTAL RENT OR ROYALTY INCOME (LOSS)		218.

Less Amount to

Rent or Royalty	
Depreciation	
Depletion	
Investment Interest Expense	
Other Expenses	
Net Income (Loss) to Others	
Net Rent or Royalty Income (Loss)	218.

Deductible Rental Loss (if Applicable)

SCHEDULE FOR DEPRECIATION CLAIMED

(a) Description of property	(b) Cost or unadjusted basis	(c) Date acquired	(d) ACRS des.	(e) Bus %	(f) Basis for depreciation	(g) Depreciation in prior years	(h) Method	(i) Life or rate	(j) Depreciation for this year
Totals									

RENT AND ROYALTY INCOME

Taxpayer's Name DONALD L. HUTT TRUST P64162004	Identifying Number 75-6008809
--	---

DESCRIPTION OF PROPERTY
 ALL OF NE/4 SEC 26 BELOW A

Yes	No	Did you actively participate in the operation of the activity during the tax year?
-----	----	--

TYPE OF PROPERTY: 4 - COMMERCIAL

RENTAL INCOME	6,651.	
OTHER INCOME:		
TOTAL GROSS INCOME		6,651.

OTHER EXPENSES:

DEPRECIATION (SHOWN BELOW)		
LESS: Beneficiary's Portion		
AMORTIZATION		
LESS: Beneficiary's Portion		
DEPLETION		
LESS: Beneficiary's Portion		
TOTAL EXPENSES		
TOTAL RENT OR ROYALTY INCOME (LOSS)		6,651.

Less Amount to

Rent or Royalty		
Depreciation		
Depletion		
Investment Interest Expense		
Other Expenses		
Net Income (Loss) to Others		6,651.

Net Rent or Royalty Income (Loss) 6,651.

Deductible Rental Loss (if Applicable)

SCHEDULE FOR DEPRECIATION CLAIMED

(a) Description of property	(b) Cost or unadjusted basis	(c) Date acquired	(d) ACRS des.	(e) Bus. %	(f) Basis for depreciation	(g) Depreciation in prior years	(h) Method	(i) Life or rate	(j) Depreciation for this year
Totals									

RENT AND ROYALTY INCOME

Taxpayer's Name DONALD L. HUTT TRUST P64162004	Identifying Number 75-6008809
--	---

DESCRIPTION OF PROPERTY
W/2 SE/4 SEC 20 BLK 38 T35

<input type="checkbox"/> Yes	<input type="checkbox"/> No	Did you actively participate in the operation of the activity during the tax year?
------------------------------	-----------------------------	--

TYPE OF PROPERTY: 4 - COMMERCIAL

RENTAL INCOME	13,820.	
OTHER INCOME:		
TOTAL GROSS INCOME		13,820.
OTHER EXPENSES:		
DEPRECIATION (SHOWN BELOW)		
LESS: Beneficiary's Portion		
AMORTIZATION		
LESS: Beneficiary's Portion		
DEPLETION		
LESS: Beneficiary's Portion		
TOTAL EXPENSES		
TOTAL RENT OR ROYALTY INCOME (LOSS)		13,820.

Less Amount to

Rent or Royalty	_____
Depreciation	_____
Depletion	_____
Investment Interest Expense	_____
Other Expenses	_____
Net Income (Loss) to Others	13,820.

Net Rent or Royalty Income (Loss) 13,820.

Deductible Rental Loss (if Applicable)

SCHEDULE FOR DEPRECIATION CLAIMED

(a) Description of property	(b) Cost or unadjusted basis	(c) Date acquired	(d) ACRS des.	(e) Bus. %	(f) Basis for depreciation	(g) Depreciation in prior years	(h) Method	(i) Life or rate	(j) Depreciation for this year
Totals									

RENT AND ROYALTY INCOME

Taxpayer's Name DONALD L. HUTT TRUST P64162004	Identifying Number 75-6008809
--	---

DESCRIPTION OF PROPERTY
W/2 NW/4 SEC 20 BLK 38 T3S

Yes No Did you actively participate in the operation of the activity during the tax year?

TYPE OF PROPERTY: 4 - COMMERCIAL

RENTAL INCOME	22,296.	
OTHER INCOME:		
TOTAL GROSS INCOME		22,296.
OTHER EXPENSES:		
DEPRECIATION (SHOWN BELOW)		
LESS: Beneficiary's Portion		
AMORTIZATION		
LESS: Beneficiary's Portion		
DEPLETION		
LESS: Beneficiary's Portion		
TOTAL EXPENSES		
TOTAL RENT OR ROYALTY INCOME (LOSS)		22,296.

Less Amount to

Rent or Royalty	_____
Depreciation	_____
Depletion	_____
Investment Interest Expense	_____
Other Expenses	_____
Net Income (Loss) to Others	_____
Net Rent or Royalty Income (Loss)	22,296.

Deductible Rental Loss (if Applicable) _____

SCHEDULE FOR DEPRECIATION CLAIMED

(a) Description of property	(b) Cost or unadjusted basis	(c) Date acquired	(d) ACRS des	(e) Bus. %	(f) Basis for depreciation	(g) Depreciation in prior years	(h) Method	(i) Life or rate	(j) Depreciation for this year
Totals									

RENT AND ROYALTY INCOME

Taxpayer's Name DONALD L. HUTT TRUST P64162004	Identifying Number 75-6008809
--	---

DESCRIPTION OF PROPERTY
ALL OF SEC 22 BLK 38 T45

Yes	No	Did you actively participate in the operation of the activity during the tax year?
-----	----	--

TYPE OF PROPERTY: 4 - COMMERCIAL

RENTAL INCOME	1,997.	
OTHER INCOME:		
TOTAL GROSS INCOME		1,997.

OTHER EXPENSES:

DEPRECIATION (SHOWN BELOW)			
LESS: Beneficiary's Portion			
AMORTIZATION			
LESS: Beneficiary's Portion			
DEPLETION			
LESS: Beneficiary's Portion			
TOTAL EXPENSES			
TOTAL RENT OR ROYALTY INCOME (LOSS)			1,997.

Less Amount to

Rent or Royalty	_____
Depreciation	_____
Depletion	_____
Investment Interest Expense	_____
Other Expenses	_____
Net Income (Loss) to Others	_____

Net Rent or Royalty Income (Loss)

1,997.

Deductible Rental Loss (if Applicable)

(a) Description of property	(b) Cost or unadjusted basis	(c) Date acquired	(d) ACRS des.	(e) Bus. %	(f) Basis for depreciation	(g) Depreciation in prior years	(h) Method	(i) Life or rate	(j) Depreciation for this year
Totals									

RENT AND ROYALTY INCOME

Taxpayer's Name DONALD L. HUTT TRUST P64162004	Identifying Number 75-6008809
--	---

DESCRIPTION OF PROPERTY
 VARMINERA

Yes	No	Did you actively participate in the operation of the activity during the tax year?
-----	----	--

TYPE OF PROPERTY: 4 - COMMERCIAL

RENTAL INCOME	5,831,316.	
OTHER INCOME:		

TOTAL GROSS INCOME 5,831,316.

OTHER EXPENSES:

DEPRECIATION (SHOWN BELOW)

LESS: Beneficiary's Portion			
-----------------------------	--	--	--

AMORTIZATION

LESS: Beneficiary's Portion			
-----------------------------	--	--	--

DEPLETION

LESS: Beneficiary's Portion			
-----------------------------	--	--	--

TOTAL EXPENSES

TOTAL RENT OR ROYALTY INCOME (LOSS) 5,831,316.

Less Amount to

Rent or Royalty		
Depreciation		
Depletion		
Investment Interest Expense		
Other Expenses		
Net Income (Loss) to Others		

Net Rent or Royalty Income (Loss) 5,831,316.

Deductible Rental Loss (if Applicable)

SCHEDULE FOR DEPRECIATION CLAIMED

(a) Description of property	(b) Cost or unadjusted basis	(c) Date acquired	(d) ACRS des.	(e) Bus. %	(f) Basis for depreciation	(g) Depreciation in prior years	(h) Method	(i) Life or rate	(j) Depreciation for this year
Totals									

RENT AND ROYALTY INCOME

Taxpayer's Name DONALD L. HUTT TRUST P64162004	Identifying Number 75-6008809
---	----------------------------------

DESCRIPTION OF PROPERTY
 SEC 29 T&P SVY MIDLAND TX

Yes	No	Did you actively participate in the operation of the activity during the tax year?
-----	----	--

TYPE OF PROPERTY: 4 - COMMERCIAL

RENTAL INCOME	15,768.	
OTHER INCOME:		
TOTAL GROSS INCOME		15,768.

OTHER EXPENSES:

DEPRECIATION (SHOWN BELOW)			
LESS: Beneficiary's Portion			
AMORTIZATION			
LESS: Beneficiary's Portion			
DEPLETION			
LESS: Beneficiary's Portion			
TOTAL EXPENSES			
TOTAL RENT OR ROYALTY INCOME (LOSS)			15,768.

Less Amount to

Rent or Royalty	
Depreciation	
Depletion	
Investment Interest Expense	
Other Expenses	
Net Income (Loss) to Others	

Net Rent or Royalty Income (Loss) 15,768.

Deductible Rental Loss (if Applicable)

(a) Description of property	(b) Cost or unadjusted basis	(c) Date acquired	(d) ACRS des.	(e) Bus. %	(f) Basis for depreciation	(g) Depreciation in prior years	(h) Method	(i) Life or rate	(j) Depreciation for this year
Totals									

DONALD L. HUTT TRUST P64162004

75-6008809

FORM 990PF, PART I - OTHER INCOME

DESCRIPTION	REVENUE AND EXPENSES PER BOOKS	NET INVESTMENT INCOME
DEFERRED INCOME	-2,518.	
MINERAL ROYALTIES	8,101,226.	8,101,226.
PARTNERSHIP INCOME	37,846.	37,846.
TOTALS	8,136,554.	8,139,072.

FORM 990PF, PART I - TAXES
=====

DESCRIPTION -----	REVENUE AND EXPENSES PER BOOKS -----	NET INVESTMENT INCOME -----
FEDERAL TAX PAYMENT - PRIOR YE	55,300.	
FEDERAL ESTIMATES - INCOME	69,000.	
FOREIGN TAXES ON QUALIFIED FOR	2,671.	2,671.
FOREIGN TAXES ON NONQUALIFIED	283.	283.
TOTALS	127,254.	2,954.
	=====	=====

DONALD L. HUTT TRUST P64162004

75-6008809

FORM 990PF, PART I - OTHER EXPENSES

=====

DESCRIPTION	REVENUE AND EXPENSES PER BOOKS	NET INVESTMENT INCOME
-----	-----	-----
ROYALTY-OTHER EXPENSES	53,807.	53,807.
MINERAL INT-PRODUCTION TAX	388,172.	388,172.
MINERAL INT-AD VALOREM TAX	282,528.	282,528.
TOTALS	724,507.	724,507.
	=====	=====

RENT AND ROYALTY SUMMARY

=====

PROPERTY -----	TOTAL INCOME -----	DEPLETION/ DEPRECIATION -----	OTHER EXPENSES -----	ALLOWABLE NET INCOME -----
NW/4 SEC 20 BLK 38 T	242.			242.
W/2 SEC 40 BLK 38 T3	22,944.			22,944.
T & P RR CO SURVEY	61,826.			61,826.
E/2 SEC 27 BLK 38 T4	78,102.			78,102.
E/2 SEC 40 BLK 38	21,869.			21,869.
(HUMBLE LSE) T&P RR	22,958.			22,958.
(LOUISE H SHACKELFOR	5,420.			5,420.
(LOUISE H SHACKELFOR	8,625.			8,625.
N/2 SEC 42 (PHILLIPS	29,323.			29,323.
SEC 30, 17 & 19 T3S	1,934,316.			1,934,316.
S/2 SEC 25 BLK 38 T5	10,115.			10,115.
(DL HUTT LSE) T&P RY	7,321.			7,321.
NE/4 SEC 28 BLK 38 T	6,100.			6,100.
ALL OF SEC 2 BLK 38	218.			218.
ALL OF NE/4 SEC 26 B	6,651.			6,651.
W/2 SE/4 SEC 20 BLK	13,820.			13,820.
W/2 NW/4 SEC 20 BLK	22,296.			22,296.
ALL OF SEC 22 BLK 38	1,997.			1,997.
VARMINERA	5,831,316.			5,831,316.
SEC 29 T&P SVY MIDLA	15,768.			15,768.
	-----	-----	-----	-----
TOTALS	8,101,227.			8,101,227.
	=====	=====	=====	=====



JPMorgan Chase Bank, N.A.
 2200 Ross Ave Fl 10, Dallas TX 75201-2787

DONALD L. HUTT TRUST ACCT. P64162004
 For the Period 1/1/15 to 12/31/15

Fiduciary Account

J.P. Morgan Team

Randal Rose	Banker	817/856-3246
Larry Bothe	T & E Officer	817/884-4022
Melissa Hayes	T & E Administrator	817/884-4793
Brandon Lydick	Portfolio Manager	817/884-4606
Matthew Gonzalez	Client Service Team	877/576-2879
Saeed Bowens	Client Service Team	

Online access www.jpmorganonline.com

Table of Contents

	Page
Account Summary	2
Holdings	
Equity	5
Alternative Assets	9
Cash & Fixed Income	10
Specialty Assets	12
Portfolio Activity	25

Client News

Please review the information about potential conflicts of interest at the end of your statement.

Information on Structured Products Fees in discretionary trust portfolios

Effective September 22, 2015, in connection with acting as discretionary trustee for trust accounts, J.P. Morgan or its affiliates no longer earn a mark-up at the time of purchase, or a product fee for structured products. This change does not affect the fees earned by the issuer that are embedded in the structured product

Please see disclosures located at the end of this statement package for important information relating to each J.P. Morgan account(s)

J.P.Morgan

0000006309 15 0 15 00011 SCHMHA 20160105

Page 1 of 44



DONALD L. HUTT TRUST ACCT. P64162004
For the Period 1/1/15 to 12/31/15

Account Summary

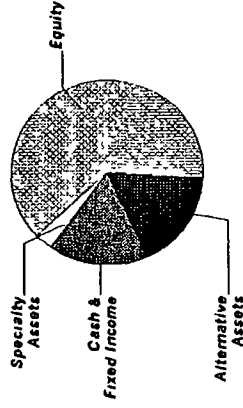
PRINCIPAL

Asset Allocation	Beginning Market Value	Ending Market Value	Change In Value	Estimated Annual Income	Current Allocation
Equity	5,795,239.93	5,971,692.70	176,452.77	111,617.29	65%
Alternative Assets	1,839,074.52	1,558,868.23	(280,206.29)		17%
Cash & Fixed Income	912,608.70	1,572,872.88	660,264.18	16,654.32	17%
Specialty Assets	33.00	33.00	0.00		1%
Market Value	\$8,546,956.15	\$9,103,466.81	\$556,510.66	\$128,271.61	100%

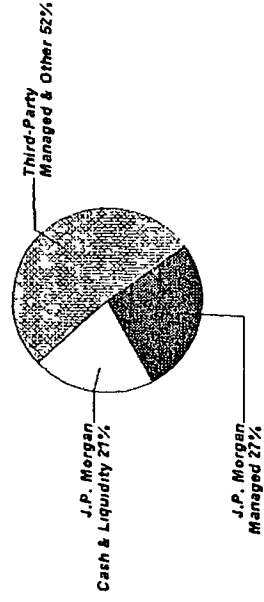
INCOME

Cash Position	Beginning Market Value	Ending Market Value	Change In Value
Cash Balance	2,242,717.15	1,460,336.11	(782,381.04)
Accruals	6,622.79	8,338.39	1,715.60
Market Value	\$2,249,339.94	\$1,468,674.50	(\$780,665.44)

Asset Allocation



Manager Allocation *



* J.P. Morgan Managed includes mutual funds, other registered funds and hedge funds managed by J.P. Morgan and structured products issued by J.P. Morgan. Third-Party Managed & Other includes mutual funds, exchange traded funds, hedge funds, and separately managed accounts managed by parties other than J.P. Morgan; separately managed accounts managed by J.P. Morgan where a party other than J.P. Morgan is the appointed investment advisor, structured products and exchange traded notes issued by parties other than J.P. Morgan; investment conduits investing in non-J.P. Morgan managed hedge funds, where J.P. Morgan is solely administrator to the conduit, and other investments not managed or issued by J.P. Morgan. J.P. Morgan Cash & Liquidity Funds includes cash, J.P. Morgan deposit sweeps and J.P. Morgan money market mutual funds. See important information about investment principles and conflicts in the disclosures section.



DONALD L. HUTT TRUST ACCT. P64162004
For the Period 1/1/15 to 12/31/15



0054073888031017413006
0064073067001001003006

Account Summary CONTINUED

	PRINCIPAL	
Portfolio Activity	Current Period Value	Year-to-Date Value
Beginning Market Value	8,546,956.15	8,546,956.15
Additions		
Withdrawals & Fees	841,096.42	841,096.42
Net Additions/Withdrawals	\$841,096.42	\$841,096.42
Income	37,845.77	37,845.77
Change In Investment Value	(322,431.53)	(322,431.53)
Ending Market Value	\$9,103,466.81	\$9,103,466.81
Accruals	--	--
Market Value with Accruals	--	--

	INCOME	
	Current Period Value	Year-to-Date Value
	2,242,717.15	2,242,717.15
	344,127.44	344,127.44
	(9,352,433.06)	(9,352,433.06)
(Net)	(\$9,008,305.62)	(\$9,008,305.62)
	8,225,924.58	8,225,924.58
	\$1,460,336.11	\$1,460,336.11
	8,338.39	8,338.39
Market Value with Accruals	\$1,468,674.50	\$1,468,674.50

	Current Period Value	Year-to-Date Value
Tax Summary		
Domestic Dividends/Distributions	124,205.65	124,205.65
Interest Income	492.50	492.50
Taxable Income	\$124,698.15	\$124,698.15
Partnership/Alt Asset Distributions	37,845.77	37,845.77
Specialty Asset Income	8,101,226.43	8,101,226.43
Other Income & Receipts	\$8,139,072.20	\$8,139,072.20

	Current Period Value	Year-to-Date Value
LT Capital Gain Distributions	137,373.84	137,373.84
ST Realized Gain/Loss	(51,701.99)	(51,701.99)
LT Realized Gain/Loss	(72,806.70)	(72,806.70)
Realized Gain/Loss	\$12,865.15	\$12,865.15
Unrealized Gain/Loss	\$394,673.72	\$394,673.72

J.P. Morgan



DONALD L. HUTT TRUST ACCT. P64162004
For the Period 1/1/15 to 12/31/15

Account Summary CONTINUED

Cost Summary	Cost
Equity	5,563,946.01
Cash & Fixed Income	1,585,945.85
Total	\$7,149,891.86



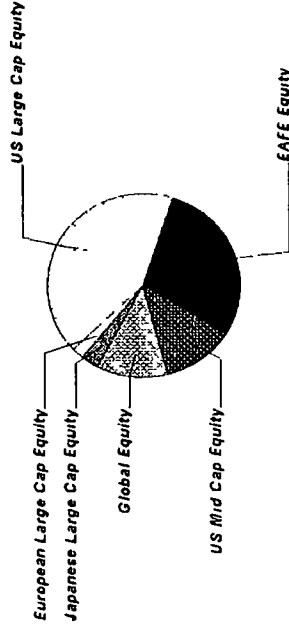
DONALD L. HUTT TRUST ACCT. P64162004
For the Period 1/1/15 to 12/31/15



0054073888031017413007
0064073067001001003007

Equity Summary

Asset Categories	Beginning Market Value	Ending Market Value	Change In Value	Current Allocation
US Large Cap Equity	2,467,225 05	2,569,064 68	101,839 63	27%
US Mid Cap Equity	694,654 26	705,365 90	10,711 64	8%
EAFE Equity	1,796,883 47	1,731,492 81	(65,390 66)	19%
European Large Cap Equity	0 00	83,549 00	83,549 00	1%
Japanese Large Cap Equity	85,512 35	156,033 08	70,520 73	2%
Asia ex-Japan Equity	328,682 04	0 00	(328,682 04)	
Global Equity	422,282 76	726,187 23	303,904 47	8%
Total Value	\$5,795,239.93	\$5,971,692.70	\$176,452.77	65%



Market Value/Cost	Current Period Value
Market Value	5,971,692 70
Tax Cost	5,563,946 01
Unrealized Gain/Loss	407,746 69
Estimated Annual Income	111,617 29
Accrued Dividends	8,287 00
Yield	1.86%

J.P.Morgan



DONALD L. HUNT TRUST ACCT. P64162004
For the Period 1/1/15 to 12/31/15

Equity Detail

	Price	Quantity	Value	Adjusted Tax Cost Original Cost	Unrealized Gain/Loss	Est Annual Inc Accrued Div.	Yield
US Large Cap Equity							
BBH CORE SELECT FD-N 05528X-60-4 BBTE X	20.40	14,537.657	296,568.20	244,462.00	52,106.20		
FMI LARGE CAP FD 302933-20-5 FMIH X	18.61	12,832.264	238,808.43	140,000.00	98,808.43	2,669.11	1.12%
JPM US LARGE CAP CORE PLUS FD - SEL FUND 1002 4812A2-38-9 JLP5 X	26.81	8,168.631	219,001.00	160,922.04	58,078.96	506.45	0.23%
PARNASSUS CORE EQUITY FD-INS 701769-40-8 PRIL X	37.03	11,347.995	420,216.25	400,518.09	19,698.16	10,088.36	2.40%
SPDR S&P 500 ETF TRUST 78462F-10-3 SPY	203.87	6,840.000	1,394,470.80	1,255,986.97	138,483.83	28,769.04 8,287.00	2.06%
Total US Large Cap Equity			\$2,569,064.68	\$2,201,889.10	\$367,175.58	\$42,032.96 \$8,287.00	1.63%
US Mid Cap Equity							
ISHARES CORE S&P MIDCAP ETF 464287-50-7 IJH	139.32	2,835.000	394,972.20	359,976.61	34,995.59	6,166.12	1.56%
PRUDENTIAL JENN M/C GROW-Z 74441C-80-8 PEGZ X	35.92	8,641.250	310,393.70	323,500.00	(13,106.30)		
Total US Mid Cap Equity			\$705,365.90	\$683,476.61	\$21,889.29	\$6,166.12	0.87%



DONALD L. HUNT TRUST ACCT. P64162004
For the Period 1/1/15 to 12/31/15



0054073886031017413008
0064073067001001003008

	Price	Quantity	Value	Adjusted Tax Cost Original Cost	Unrealized Gain/Loss	Est. Annual Inc Accrued Div	Yield
EAFE Equity							
BARC EAFE REN MAT 02/18/16 2X LEV, 10.57% CAP, 21 14% MAX INITIAL LEVEL-01/30/15 SX5E 3351.44 UKX 6749 40 TPX.1415 07 06741U-QC-1	101.25	180,000,000	182,250,000	178,200,000	4,050,000		
CAPITAL GR NON US EQUITY 14042Y-60-1 CNUS X	11.18	31,619,163	353,502,240	364,897,680	(11,395,440)	4,205,340	1.19%
DEUTSCHE X-TRACKERS MSCI EAF 233051-20-0 DBEF	27.16	8,325,000	226,107,000	235,079,150	(8,972,150)	7,367,620	3.26%
ISHARES MSCI EAFE INDEX FUND 464287-46-5 EFA	58.72	6,150,000	361,128,000	346,164,590	14,963,410	9,963,000	2.76%
MFS INTL VALUE-I 55273E-82-2 MINI X	35.72	8,693,680	310,538,250	227,275,180	83,263,070	4,633,730	1.49%
OAKMARK INTERNATIONAL-I 413838-20-2 OAKI X	21.36	13,949,781	297,967,320	350,000,000	(52,032,680)	6,919,090	2.32%
Total EAFE Equity			\$1,731,492.81	\$1,701,616.60	\$29,876.21	\$33,088.78	1.91%
European Large Cap Equity							
VANGUARD FTSE EUROPE ETF 922042-87-4 VGK	49.88	1,675,000	83,549,000	92,809,230	(9,260,230)	2,716,850	3.25%



DONALD L. HUTT TRUST ACCT. P64162004
For the Period 1/1/15 to 12/31/15

	Price	Quantity	Value	Adjusted Tax Cost Original Cost	Unrealized Gain/Loss	Est. Annual Inc. Accrued Div.	Yield
Japanese Large Cap Equity							
BROWN ADV JAPAN ALPHA OPP-IS 115233-57-9 BAFJ X	10.88	14,341.276	156,033.08	162,575.00	(6,541.92)	13,609.87	8.72%
Global Equity							
JPM GLBL RES ENH INDEX FD - SEL FUND 3457 46637K-51-3 JEIT X	17.84	40,705.562	726,187.23	721,579.47	4,607.76	14,002.71	1.93%



DONALD L. HUTT TRUST ACCT. P84162004
For the Period 1/1/15 to 12/31/15



0054073888031017413009
0064073067001001003009

Alternative Assets Summary

Asset Categories	Beginning Estimated Value	Ending Estimated Value	Change In Value	Current Allocation
Hedge Funds	1,626,619.26	1,558,868.23	(67,751.03)	17%
Hard Assets	212,455.26	0.00	(212,455.26)	
Total Value	\$1,839,074.52	\$1,558,868.23	(\$280,206.29)	17%

Alternative Assets Detail

	Price	Quantity	Estimated Value	Cost
Hedge Funds				
JPM ACCESS MULTI-STRATEGY FUND II	15.32	101,734.178	1,558,868.23	1,662,845.77
RIC ENDOWMENTS & FOUNDATIONS & OTHER	11/30/15			
- AUTOMATIC REINVESTMENT				
N/O Client				
HFGAPB-WF-1				

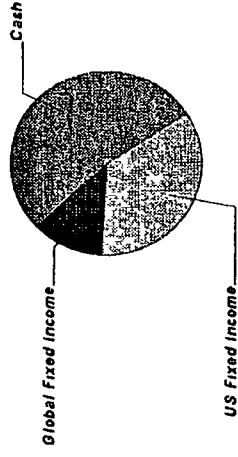
J.P.Morgan



DONALD L. HUTT TRUST ACCT. P64162004
For the Period 1/1/15 to 12/31/15

Cash & Fixed Income Summary

Asset Categories	Beginning Market Value	Ending Market Value	Change In Value	Current Allocation
Cash	501,579.37	846,928.91	345,349.54	9%
US Fixed Income	411,029.33	557,521.90	146,492.57	6%
Global Fixed Income	0.00	168,422.07	168,422.07	2%
Total Value	\$912,608.70	\$1,572,872.88	\$660,264.18	17%



Cash & Fixed Income as a percentage of your portfolio - 17 %

Market Value/Cost	Current Period Value
Market Value	1,572,872.88
Tax Cost	1,585,945.85
Unrealized Gain/Loss	(13,072.97)
Estimated Annual Income	16,654.32
Accrued Interest	51.39
Yield	1.05%

SUMMARY BY MATURITY

Cash & Fixed Income	Market Value	% of Bond Portfolio
0-6 months ¹	1,572,872.88	100%

¹ The years indicate the number of years until the bond is scheduled to mature based on the statement end date. Some bonds may be called, or paid in full, before their stated maturity.

SUMMARY BY TYPE

Cash & Fixed Income	Market Value	% of Bond Portfolio
Cash	846,928.91	54%
Mutual Funds	725,943.97	46%
Total Value	\$1,572,872.88	100%



DONALD L. HUTT TRUST ACCT. P64162004
For the Period 1/1/15 to 12/31/15

Note: ¹ This is the Annual Percentage Yield (APY) which is the rate earned if balances remain on deposit for a full year with compounding, there is no change in the interest rate and all interest is left in the account

Cash & Fixed Income Detail

	Price	Quantity	Value	Adjusted Tax Cost Original Cost	Unrealized Gain/Loss	Est. Annual Income Accrued Interest	Yield
Cash							
US DOLLAR PRINCIPAL	1 00	846,928 91	846,928 91	846,928 91		254.07 51 39	0.03% ¹
US Fixed Income							
JPM SHORT DURATION BD FD - SEL FUND 3133 4812C1-33-0	10 81	34,407 42	371,944 21	369,680 46	2,263 75	3,371 92	0 91%
DOUBLELINE TOTL RET BND-I 258620-10-3	10 78	17,215 00	185,577 69	194,086 48	(8,508 79)	7,712 31	4 16%
Total US Fixed Income			\$557,521.90	\$563,766.94	(\$6,245.04)	\$11,084.23	1.99%
Global Fixed Income							
JOHN HANCOCK II-STR INC-I 47804A-13-0	10 36	16,256.96	168,422 07	175,250 00	(6,827 93)	5,316 02	3 16%

J.P.Morgan



DONALD L. HUTT TRUST ACCT. P64162004
For the Period 1/1/15 to 12/31/15

Specialty Assets Summary

Asset Categories	Beginning Estimated Value	Ending Estimated Value	Change In Value	Current Allocation
Oil & Gas	33.00	33.00	0.00	1%

Specialty Assets Detail

	Estimated Value	Gross Income	Production Tax	Expenses	Net Income	Depletion	Net Income After Depletion
Oil & Gas							
MIDLAND CO TX	1.00						
8550 FT	1.00						
MIDLAND COUNTY, TEXAS							
LOUISE H SHACKELFORD C							
ROYALTY INTEREST							
Bearer							
997546-33-4							
MIDLAND CO TX	1.00						
ROYALTY INTEREST	1.00						
Bearer							
997546-33-5							
SEC 11 ETC T&P RR MIDLAND TX	1.00	5,831,316.27	(277,625.09)	(247,581.06)	5,306,110.12	(795,916.52)	4,510,193.60
T&P RR CO -	1.00						
MIDLAND, TEXAS							
CONTAINING 4240 GROSS ACRES							
ROYALTY INTEREST							
Bearer							
997605-54-6							



DONALD L. HUTT TRUST ACCT. P64162004
For the Period 1/1/15 to 12/31/15



0054073888031017413011
0064073067001001003011

	Estimated Value	Gross	Production	Expenses	Net	Net Income
	Estimated Cost	Income	Tax		Income	After Depletion
Oil & Gas						
530005059 DONALD L HUTT E BLK 38 T3S SEC 32 0 MIDLAND, TEXAS		692,343 05	(31,892 95)	(33,425 50)	627,024 60	(94,053 69) 532,970 91
530005064 DONALD L HUTT C WELLS SEC 14 BLK 38 T3S 0 MIDLAND, TEXAS		5,094,861 47	(243,484 65)	(213,327 51)	4,638,049 31	(695,707 40) 3,942,341 91
530005065 DONALD L HUTT D SEC 8 BLK 38 T4S 0 MIDLAND, TEXAS		24,858 54	(1,271 93)	(458 81)	23,127 80	(3,469 17) 19,658 63
530005066 DONALD L HUTT F 1 SEC 20 T&P RR CO, BLK 38 T4S 0 MIDLAND, TEXAS		3,682 40	(183 84)	(59 48)	3,439 08	(515 86) 2,923 22
530005067 DONALD L HUTT F 3 SEC 20 BLK 38 T4S T&P RR CO 0 MIDLAND, TEXAS		2,969 60	(152 14)	(63 85)	2,753 61	(413 04) 2,340 57
530005068 DONALD L HUTT 5 SEC 20 BLK 38 T4S T&P RR CO SV 0 MIDLAND, TEXAS		2,775 79	(142 81)	(63 19)	2,569 79	(385 47) 2,184 32
530005069 DONALD L HUTT F 6 SEC 20 BLK 38 T4S T&P RR CO SY 0 MIDLAND, TEXAS		3,266 82	(168 57)	(73 20)	3,025 05	(453 76) 2,571 29
530005070 DONALD L HUTT F 7 SEC 20 BLK 38 T4S T&P RR CO 0 MIDLAND, TEXAS		3,944 20	(194 82)	(54 59)	3,694 79	(554 22) 3,140 57
530005071 DONALD L HUTT F 8 SEC 20 BLK 38 T4S T&P RR CO 0 MIDLAND, TEXAS		2,614 40	(133 38)	(54 93)	2,426 09	(363 91) 2,062 18
Total Value		\$5,831,316.27	(\$277,625.09)	(\$247,581.06)	\$5,306,110.12	(\$795,916.52) \$4,510,193.60

J.P. Morgan



DONALD L. HUTT TRUST ACCT. P64162004
For the Period 1/1/15 to 12/31/15

	Estimated Value Estimated Cost	Gross Income	Production Tax	Expenses	Net Income	Depletion	Net Income After Depletion
Oil & Gas							
SEC 157 H&GN SVY DICKENS CO TX MINERAL INTEREST Bearer 997604-54-3	1.00 1.00						
SEC 183 H&GN RR DICKENS TX H&GN RR CO - DICKENS, TEXAS MINERAL INTEREST Bearer 997705-03-2	1.00 1.00						
SEC 2 MIDLAND CO TX BK 38 SHACKELFORD SPRABERRY UT TR 51 MIDLAND COUNTY, TEXAS ROYALTY INTEREST Bearer 997546-34-8	1.00 1.00	217.54	(0.56)	(1.38)	215.60	(32.34)	183.26
440010360 TEX-HARVEY SPARYBERRY UT T		217.54	(0.56)	(1.38)	215.60	(32.34)	183.26
SEC 20 T&P MIDLAND CO TX BK 38 T&P RR CO - MIDLAND, TEXAS HUTT B ROYALTY INTEREST Bearer 997546-32-9	1.00 1.00						



DONALD L. HUTT TRUST ACCT: P64162004
For the Period 1/1/15 to 12/31/15



0054073888031017413012
0064073067001001003012

	Estimated Value	Gross	Production	Expenses	Net	Net Income
	Estimated Cost	Income	Tax		Income	After Depletion
Oil & Gas						
SEC 20 T&P MIDLAND TX BK 38						
T&P RR CO -	1 00					
MIDLAND, TEXAS	1 00					
HUTT C						
ROYALTY INTEREST						
Bearer						
997546-33-0						
SEC 20 T&P MIDLAND TX BK 38		241 77	(11 29)	(1,793 67)	(1,563 19)	(1,563 19)
T&P RR CO -	1 00					
MIDLAND, TEXAS	1 00					
HUTT D						
ROYALTY INTEREST						
Bearer						
997546-33-1						
440006725 HUTT D		241 77	(11 29)	(1,793 67)	(1,563 19)	(1,563 19)
SEC 20 T&P RR MIDLAND TX BK 38						
T&P RR CO -	1 00	13,819.97	(694 83)	(2,522 26)	10,602.88	(1,590.44)
MIDLAND, TEXAS	1 00					
SPRABERRY FORMATION TO A DEPTH						
ROYALTY INTEREST						
Bearer						
997546-35-0						
530001422 DONALD L HUTT F #2		5,951 37	(294 22)	(2,362 91)	3,294 24	(494 14)
T&P RR CO/J C & J P LAMAR 1408						
MIDLAND, TEXAS						
530001425 DONALD L HUTT F #11		4,203 60	(215 82)	(91 91)	3,895 87	(584 38)
T&P RR CO/J C & J P LAMAR 1408						
MIDLAND, TEXAS						



DONALD L. HUTT TRUST ACCT. P64162004
For the Period 1/1/15 to 12/31/15

	Estimated Value Estimated Cost	Gross Income	Production Tax	Expenses	Net Income	Depletion	Net Income After Depletion
Oil & Gas							
530001426 DONALD L HUTT F #15 T&P RR CO/J C & J P LAMAR 1408 MIDLAND, TEXAS		3,665.00	(184.79)	(67.44)	3,412.77	(511.92)	2,900.85
Total Value	\$13,619.97		(\$694.83)	(\$2,522.26)	\$10,602.88	(\$1,590.44)	\$9,012.44
SEC 20 T&P MIDLAND CO TX BK 38 T&P RR CO - MIDLAND, TEXAS HUTT E ROYALTY INTEREST Bearer 997546-35-1	1.00 1.00	22,296.01	(897.71)	(362.60)	21,035.70	(3,155.36)	17,880.34
440008395 HUTT E		22,296.01	(897.71)	(362.60)	21,035.70	(3,155.36)	17,880.34
SEC 207 H&GN RR DICKENS CO TX H&GN RR CO - DICKENS, TEXAS MINERAL INTEREST Bearer 997604-10-9	1.00 1.00						
SEC 22 T&P RR MIDLAND CO TX T&P RR CO - MIDLAND, TEXAS SHACKELFORD SPRABERRY UT TR 23 ROYALTY INTEREST Bearer 997546-35-3	1.00 1.00	1,997.47	(96.18)	(22.44)	1,878.85	(281.83)	1,597.02
440013321 SHACKELFORD SPRAYBERRY TR		1,997.47	(96.18)	(22.44)	1,878.85	(281.83)	1,597.02



DONALD L. HUTT TRUST ACCT. P64162004
For the Period 1/1/15 to 12/31/15



0054073888031017413013
0064073067001001003013

	Estimated Value Estimated Cost	Gross Income	Production Tax	Expenses	Net Income	Depletion	Net Income After Depletion
Oil & Gas							
SEC 25 MIDLAND CO TX BK 38	1 00	10,115 43	(489 58)	(149 62)	9,476 23	(1,421 43)	8,054 80
SHACKELFORD SPRABERRY UT TR 12	1 00						
MIDLAND COUNTY, TEXAS							
ROYALTY INTEREST							
Bearer							
997546-34-5							
440012576 SHACKELFORD SPRABERRY UT T		10,115 43	(489.58)	(149.62)	9,476 23	(1,421 43)	8,054.80
SEC 26 T&P MIDLAND CO TX BK 38	1 00						
T&P RR CO -	1 00						
MIDLAND, TEXAS							
HUTT LEASE							
ROYALTY INTEREST							
Bearer							
997546-32-8							
SEC 26 MIDLAND CO TX	1 00	6,650 87	(345 36)	(611 30)	5,694 21	(854 13)	4,840 08
DEPTH CO SURV	1 00						
MIDLAND COUNTY, TEXAS							
DL HUTT 26							
ROYALTY INTEREST							
Bearer							
997546-34-9							
440012947 DL HUTT 26		6,650.87	(345 36)	(611 30)	5,694.21	(854 13)	4,840 08
SEC 27 T&P RR MIDLAND TX BK 38	1 00	78,102 16	(3,610 71)	(464 54)	74,026 91	(11,104 03)	62,922.88
T&P RR CO -	1 00						
MIDLAND, TEXAS							
LOUISE H SHACKELFORD LSE							
ROYALTY INTEREST							
Bearer							
997546-33-6							

J.P. Morgan



DONALD L. HUTT TRUST ACCT. P64162004
For the Period 1/1/15 to 12/31/15

	Estimated Value Estimated Cost	Gross Income	Production Tax	Expenses	Net Income	Depletion	Net Income After Depletion
Oil & Gas							
440009380 MIDKIFF UNIT TR 3 DEAN SECTION 27, BLK 38, TOWNSHIP 4 SOUTH, T&T SURVEY		2,778.82	(129.97)	(192.22)	2,456.63	(368.49)	2,088.14
440009381 MIDKIFF UNIT TR 7 DEAN		2,754.82	(128.72)	(196.48)	2,429.62	(364.44)	2,065.18
530015721 LHS RANCH 27 #1H SEC 27 BLK 38 T4S T&PRR CO A- 111 MIDLAND, TEXAS		37,475.05	(1,730.07)	(34.01)	35,710.97	(5,356.65)	30,354.32
530016201 LHS RANCH 27 1 AH 0004 22 MIDLAND, TEXAS		35,093.47	(1,621.95)	(41.83)	33,429.69	(5,014.45)	28,415.24
Total Value		\$78,102.16	(\$3,610.71)	(\$464.54)	\$74,026.91	(\$11,104.03)	\$62,922.88
SEC 28 MIDLAND CO TX BK 38 THE SURFACE MIDLAND COUNTY, TEXAS DL HUTT ROYALTY INTEREST Bearer 997546-34-7	1 00 1 00	6,100.31	(282.70)	(448.55)	5,369.06	(805.36)	4,563.70
440008071 DL HUTT							
440008073 MIDKIFF UNIT TR 71 DEAN NE SPRAYBERRY, SEC 28, BLK 38, T4S, T&P DEAN, N/2SW/4, E/2NW/4, SEC. 28, BLK		3,024.94	(141.62)	(199.31)	2,684.11	(402.62)	2,281.49
530005072 D L HUTT 28 SEC 28 BLK 38 T3S T&P RR CO SV 0 MIDLAND, TEXAS		3,075.37	(141.18)	(249.24)	2,684.95	(402.74)	2,282.21
Total Value		\$6,100.31	(\$282.70)	(\$448.55)	\$5,369.06	(\$805.36)	\$4,563.70



DONALD L. HUTT TRUST ACCT. P64162004
For the Period 1/1/15 to 12/31/15



0054073888031017413014
0064073067001001003014

	Estimated Value Estimated Cost	Gross Income	Production Tax	Expenses	Net Income	Depletion	Net Income After Depletion
Oil & Gas							
SEC 29 T&P SVY MIDLAND TX T&P RR CO - MIDLAND, TEXAS MINERAL INTEREST Beater 997734-76-0	1 00 1 00	15,767.98	(807 04)	(1,364.58)	13,596.36	(2,040.43)	11,555.93
530006528 GOLDEN 2901 SEC 29 BLK 38 T4S T&P RR CO A- 112 MIDLAND, TEXAS		3,791.58	(183.42)	(1,144.35)	2,463.81	(370.55)	2,093.26
530006529 GOLDEN 2902 SEC 29 BLK 38 T4S T&P RR CO A- 112 MIDLAND, TEXAS		2,124.63	(105.44)	(92.30)	1,986.89	(298.03)	1,688.86
530006530 GOLDEN 2903 SEC 29 BLK 38 T4S T&P RR CO A- 112 MIDLAND, TEXAS		2,452.01	(142.18)	(95.67)	2,274.16	(341.12)	1,933.04
530012453 GOLDEN 2904 T&P RR CO SVY, A- 112 MIDLAND, TEXAS		1,749.48	(90.37)	(27.25)	1,631.86	(244.78)	1,387.08
530012454 GOLDEN 2905 T&P RR CO SVY, A- 112 MIDLAND, TEXAS		1,192.38	(63.17)	(45.89)	1,083.32	(162.50)	920.82
530012455 GOLDEN 2906 T7P RR CO SVY, A- 112 MIDLAND, TEXAS		2,436.25	(119.27)	(35.56)	2,281.42	(342.21)	1,939.21
530012456 GOLDEN 2908 T&P RR CO SVY, A- 112 MIDLAND, TEXAS		2,021.65	(103.19)	(43.56)	1,874.90	(281.24)	1,593.66
Total Value		\$15,767.98	(\$807.04)	(\$1,364.58)	\$13,596.36	(\$2,040.43)	\$11,555.93

J.P. Morgan



DONALD L. HUTT TRUST ACCT. P64162004
For the Period 1/1/15 to 12/31/15

	Estimated Value Estimated Cost	Gross Income	Production Tax	Expenses	Net Income	Depletion	Net Income After Depletion
Oil & Gas							
SEC 30, 17 & 19 MIDLAND CO TX	1.00	1,934,316.13	(94,607.91)	(67,084.12)	1,772,624.10	(265,893.62)	1,506,730.48
DONALD L HUTT FEE LSE	1.00						
MIDLAND COUNTY, TEXAS							
ROYALTY INTEREST							
Bearer							
997546-34-3							
440007721 DONALD L HUTT FEE LSE		1,934,316.13	(94,607.91)	(67,084.12)	1,772,624.10	(265,893.62)	1,506,730.48
SEC 30 MIDLAND CO TX							
TO 8365 FT	1.00						
MIDLAND COUNTY, TEXAS	1.00						
NATL PETROLEUM DL HUTT							
ROYALTY INTEREST							
Bearer							
997546-34-4							
SEC 30 T&P RR MIDLAND CO TX							
T&P RR CO.	1.00						
MIDLAND, TEXAS	1.00						
ROYALTY INTEREST							
Bearer							
997546-35-2							
SEC 40 T&P MIDLAND TX BK 38							
T&P RR CO.	1.00	22,943.52	(1,106.23)	(2,670.03)	19,167.26	(2,875.09)	16,292.17
MIDLAND, TEXAS	1.00						
SHACKELFORD SPRABERRY UT							
ROYALTY INTEREST							
Bearer							
997546-33-2							
440009074 SHACKELFORD SPRABERRY UT T		22,943.52	(1,106.23)	(2,670.03)	19,167.26	(2,875.09)	16,292.17



DONALD L. HUTT TRUST ACCT. P64162004
For the Period 1/1/15 to 12/31/15



0054073888031017413015
0064073067001001003015

	Estimated Value	Gross	Production	Expenses	Net	Net Income
	Estimated Cost	Income	Tax		Income	After Depletion
Oil & Gas						
SEC 40 T&P MIDLAND CO TX BK 38	1.00	21,868.51	(1,055.07)	(263.45)	20,549.99	17,467.49
T&P RR CO -	1.00					
MIDLAND, TEXAS						
SHACKELFORD SPRABERRY UT TR 37						
ROYALTY INTEREST						
Bearer						
997546-33-8						
440014663 SHACKELFORD SPRABERRY UT T		10,914.98	(527.04)	(135.48)	10,252.46	8,714.59
530005062 SHACKELFORD SPRABERRY UT T		10,953.53	(528.03)	(127.97)	10,297.53	8,752.90
MIDLAND, TEXAS						
Total Value		\$21,868.51	(\$1,055.07)	(\$263.45)	\$20,549.99	\$17,467.49
SEC 42 T&P MIDLAND TX BK 37						
T&P RR CO -	1.00					
MIDLAND, TEXAS	1.00					
PROCTOR LEASE						
ROYALTY INTEREST						
Bearer						
997546-33-7						
SEC 42 MIDLAND CO TX TR 20	1.00	29,323.25	(1,412.77)	(337.23)	27,573.25	23,437.27
ROYALTY INTEREST	1.00					
Bearer						
997546-34-2						
440014953 SHACKELFORD SPRABERRY UT T		15,254.11	(732.16)	(159.12)	14,362.83	12,208.41
530005061 SHACKELFORD SPRABERRY UT T		14,069.14	(680.61)	(178.11)	13,210.42	11,228.86
MIDLAND, TEXAS						
Total Value		\$29,323.25	(\$1,412.77)	(\$337.23)	\$27,573.25	\$23,437.27

J.P. Morgan



DONALD L. HUNT TRUST ACCT. P64162004
For the Period 1/1/15 to 12/31/15

	Estimated Value	Gross	Production	Expenses	Net	Net Income
	Estimated Cost	Income	Tax		Income	After Depletion
Oil & Gas						
SEC 45 MIDLAND CO TX	1 00					
SHACKELFORD, MRS S E 1049	1 00					
MIDLAND, TEXAS						
MINERAL INTEREST						
Bearer						
997730-30-1						
T&P RR MIDLAND TX TR 7	1 00	61,826.12	(2,982.72)	(9,721.39)	49,122.01	(7,368.30) 41,753.71
T&P RR CO -	1 00					
MIDLAND, TEXAS						
ROYALTY INTEREST						
Bearer						
997546-33-3						
440011714 SHACKELFORD SPRABERRY UT T		17,429.30	(841.71)	(9,250.86)	7,336.73	(1,100.51) 6,236.22
530005060 SHACKELFORD SPRABERRY UT T		44,396.82	(2,141.01)	(470.53)	41,785.28	(6,267.79) 35,517.49
MIDLAND, TEXAS						
Total Value		\$61,826.12	(\$2,982.72)	(\$9,721.39)	\$49,122.01	(\$7,368.30) \$41,753.71
T&P RR CO MIDLAND TX TR 41	1 00	22,957.92	(1,109.44)	(281.99)	21,566.49	(3,234.97) 18,331.52
SHACKELFORD SPRABERRY UT TR 41	1 00					
MIDLAND COUNTY, TEXAS						
ROYALTY INTEREST						
Bearer						
997546-33-9						
440007399 SHACKELFORD SPRABERRY UT T		22,957.92	(1,109.44)	(281.99)	21,566.49	(3,234.97) 18,331.52



DONALD L. HUTT TRUST ACCT. P64162004
For the Period 1/1/15 to 12/31/15



0054073888031017413016
0064073067001001003016

	Estimated Value Estimated Cost	Gross Income	Production Tax	Expenses	Net Income	Depletion	Net Income After Depletion
Oil & Gas							
T&P RR MIDLAND TX TR 73 T4S	1 00	8,624 53	(416 71)	(105 61)	8,102 21	(1,215 33)	6,886 88
T&P RR CO - MIDLAND, TEXAS SHACKELFORD SPRABERRY UT TR 73 ROYALTY INTEREST Bearer 997546-34-1	1 00						
440012325 SHACKELFORD SPRABERRY UT T		8,624 53	(416 71)	(105 61)	8,102 21	(1,215 33)	6,886 88
T&P RY CO SVY MIDLAND CO TX	1 00						
T&P RR CO - MIDLAND, TEXAS HUTT A ROYALTY INTEREST Bearer 997546-32-7	1 00						
T&P RY CO SVY MIDLAND TX TR 8	1 00	7,321 21	(353 96)	(472 23)	6,495 02	(974 25)	5,520 77
T&P RR CO - MIDLAND, TEXAS ROYALTY INTEREST Bearer 997546-34-6	1 00						
440015223 SHACKELFORD SPRABERRY UT T		7,321 21	(353 96)	(472 23)	6,495 02	(974 25)	5,520 77
T&P SVY MIDLAND TX TR 75 BK 38	1 00	5,419 54	(265 78)	(77 14)	5,076 62	(761 49)	4,315 13
T&P RR CO - MIDLAND, TEXAS SHACKELFORD SPRABERRY UT TR 75 ROYALTY INTEREST Bearer 997546-34-0	1 00						



DONALD L. HUIT TRUST ACCT. P64162004
For the Period 1/1/15 to 12/31/15

	Estimated Value Estimated Cost	Gross Income	Production Tax	Expenses	Net Income	Depletion	Net Income After Depletion
Oil & Gas							
440009648 SHACKELFORD SPRABERRY UT T		5,419.54	(265.78)	(77.14)	5,076.62	(761.49)	4,315.13
Total Oil & Gas	\$33.00	\$8,101,226.51	(\$388,171.64)	(\$336,335.19)	\$7,376,719.68	(\$1,106,743.40)	\$6,269,976.28



DONALD L. HUIT TRUST ACCT. P64162004
For the Period 1/1/15 to 12/31/15



0054073888031017413017
0064073067001001003017

Portfolio Activity Summary

Transactions	PRINCIPAL		INCOME	
	Current Period Value	Year-To-Date Value*	Current Period Value	Year-To-Date Value*
Beginning Cash Balance	501,579.37	--	2,242,717.15	--
INFLOWS				
Income	37,845.77	37,845.77	8,225,924.58	8,225,924.58
Contributions			344,127.44	344,127.44
Miscellaneous Credits	1,106,743.40	1,106,743.40	(1,106,743.40)	(1,106,743.40)
Total Inflows	\$1,144,589.17	\$1,144,589.17	\$7,463,308.62	\$7,463,308.62
OUTFLOWS **				
Withdrawals	(37,845.77)	(37,845.77)	(7,573,214.70)	(7,573,214.70)
Fees & Commissions	(265,646.98)	(265,646.98)	(265,647.04)	(265,647.04)
Tax Payments			(406,827.92)	(406,827.92)
Total Outflows	(\$303,492.75)	(\$303,492.75)	(\$8,245,689.66)	(\$8,245,689.66)
TRADE ACTIVITY				
Settled Sales/Maturities/Redemptions	1,257,943.07	1,257,943.07		
Settled Securities Purchased	(1,753,689.95)	(1,753,689.95)		
Total Trade Activity	(\$495,746.88)	(\$495,746.88)	\$0.00	\$0.00
Ending Cash Balance	\$846,928.91	--	\$1,460,336.11	--

* Year to date information is calculated on a calendar year basis
** Your account's standing instructions use a HIGH COST method for relieving assets from your position

J.P.Morgan



DONALD L. HUTT TRUST ACCT. P64162004
For the Period 1/1/15 to 12/31/15

Portfolio Activity Detail

INFLOWS & OUTFLOWS

Settle Date	Type	Selection Method	Description	Quantity Cost	Per Unit Amount	PRINCIPAL Amount	INCOME Amount
1/2	Interest Income		DEPOSIT SWEEP INTEREST FOR 12/01/14 - 12/31/14 @ 03% RATE ON AVG COLLECTED BALANCE OF \$2,700,689.79 AS OF 01/01/15				68.63
1/5	Misc Disbursement		LENA POPE HOME TO PROVIDE FUNDS QUARTERLY INCOME DISTRIBUTION TREASURERS CHECK NO 3385638			(448,557.15)	
1/5	Misc Disbursement		PAID SAN ANTONIO AREA FOUNDATION TO PROVIDE FUNDS QUARTERLY INCOME DISTRIBUTION FOR WARM SPRINGS REHABILITATION FOUNDATION TREASURERS CHECK NO. 3385639			(448,557.15)	
1/5	Misc Disbursement		BOYS & GIRLS CLUBS OF GREATER FORT WORTH TO PROVIDE FUNDS QUARTERLY INCOME DISTRIBUTION TREASURERS CHECK NO: 3385640			(448,557.15)	
1/5	Misc Disbursement		CUMBERLAND REST INC TO PROVIDE FUNDS QUARTERLY INCOME DISTRIBUTION TREASURERS CHECK NO: 3385641			(448,557.15)	
1/5	Misc Disbursement		COOK-FORT WORTH CHILDREN'S MEDICAL CENTER TO PROVIDE FUNDS QUARTERLY INCOME DISTRIBUTION TREASURERS CHECK NO: 3385642			(448,557.15)	
1/5	Div Domestic		DOUBLELINE TOTAL RET BD-1 12/31/14 INCOME DIVIDEND @ 0.044 PER SHARE AS OF 12/31/14 (ID: 258620-10-3)	16,271.168	0.044		711.91
1/15	Fees & Commissions		JPMORGAN CHASE TRUST FEE FOR THE PERIOD 12-01-2014 TO 12-31-2014 ON ADJUSTED MV \$6,920,303.89 INC \$21,395.23 PRINC \$21,395.23				(21,395.23)



DONALD L. HUTT TRUST ACCT. P84162004
For the Period 1/1/15 to 12/31/15



0054073888031017413018
0064073067001001003018

INFLOWS & OUTFLOWS

Settle Date	Type	Description	Quantity Cost	Per Unit Amount	PRINCIPAL Amount	INCOME Amount
1/15	Fees & Commissions	JPMORGAN CHASE TRUST FEE FOR THE PERIOD 12-01-2014 TO 12-31-2014 ON ADJUSTED MV \$6,920,303.89 INC \$21,395.23 PRINC \$21,395.23			(21,395.23)	
1/29	Subscription	JPM ACCESS MULTI-STRATEGY FUND II RIC ENDOWMENTS & FOUNDATIONS & OTHER - AUTOMATIC REINVESTMENT 2014 INCOME REINVESTMENT JPMORGAN CHASE BANK TRADE DATE 12/31/14 (ID HFGAPB-WF-1)	2,375.648 37,845.77			
1/29	Misc Receipt	JPM ACCESS MULTI-STRATEGY FUND II RIC ENDOWMENTS & FOUNDATIONS & OTHER - AUTOMATIC REINVESTMENT 2014 INCOME DISTRIBUTION - CREDIT (ID HFGAPB-WF-1)			37,845.77	
1/29	Misc Debit	JPM ACCESS MULTI-STRATEGY FUND II RIC ENDOWMENTS & FOUNDATIONS & OTHER - AUTOMATIC REINVESTMENT 2014 INCOME DISTRIBUTION - DEBIT (ID HFGAPB-WF-1)			(37,845.77)	
1/30	Div Domestic	SPDR S&P 500 ETF TRUST @ 1 13492 PER SHARE (ID 78462F-10-3)	5,775.000	1.135		6,554.16
1/30	Div Domestic	JPM SHORT DURATION BD FD - SEL FUND 3133 @ 0.008 PER SHARE (ID 4812C1-33-0)	21,412.028	0.008		171.30
2/2	Interest Income	DEPOSIT SWEEP INTEREST FOR 01/01/15 - 01/31/15 @ 0.03% RATE ON AVG COLLECTED BALANCE OF \$1,310,217.97 AS OF 02/01/15				33.29
2/3	Div Domestic	DOUBLELINE TOTAL RET BD-I 01/30/15 INCOME DIVIDEND @ 0.036 PER SHARE AS OF 01/30/15 (ID 258620-10-3)	16,271.168	0.036		589.72
2/13	Fees & Commissions	JPMORGAN CHASE TRUST FEE FOR THE PERIOD 01-01-2015 TO 01-31-2015 ON ADJUSTED MV \$6,961,478.57 INC \$30,300.59 PRINC \$30,300.59				(30,300.59)

J.P. Morgan



DONALD L. HUTT TRUST ACCT. PB4162004
For the Period 1/1/15 to 12/31/15

INFLOWS & OUTFLOWS

Settle Date	Type	Selection Method	Description	Quantity Cost	Per Unit Amount	PRINCIPAL Amount	INCOME Amount
2/13	Fees & Commissions		JPMORGAN CHASE TRUST FEE FOR THE PERIOD 01-01-2015 TO 01-31-2015 ON ADJUSTED MV \$6,961,478.57 INC \$30,300 59 PRINC \$30,300 59			(30,300.59)	
2/26	Div Domestic		JPM SHORT DURATION BD FD - SEL FUND 3133 @ 0.007 PER SHARE (ID: 4812C1-33-0)	21,412 028	0.007		149.88
3/2	Interest Income		DEPOSIT SWEEP INTEREST FOR 02/01/15 - 02/28/15 @ .03% RATE ON AVG COLLECTED BALANCE OF \$1,910,424 95 AS OF 03/01/15				43.88
3/3	Div Domestic		DOUBLELINE TOTAL RET BD-I.02/27/15 INCOME DIVIDEND @ 0.033 PER SHARE AS OF 02/27/15 (ID: 258620-10-3)	16,271.168	0.033		532.37
3/13	Fees & Commissions		JPMORGAN CHASE TRUST FEE FOR THE PERIOD 02-01-2015 TO 02-28-2015 ON ADJUSTED MV \$7,369,129.82 INC \$26,070 71 PRINC \$26,070.70			(26,070.71)	
3/13	Fees & Commissions		JPMORGAN CHASE TRUST FEE FOR THE PERIOD 02-01-2015 TO 02-28-2015 ON ADJUSTED MV \$7,369,129.82 INC \$26,070 71 PRINC \$26,070.70			(26,070.70)	
3/24	Div Domestic		ABERDEEN ASIA-PAC XJ-INST EQUITY FUND - INSTITUTIONAL SERVICE SHARES 03/23/15 INCOME DIVIDEND @ 0.009 PER SHARE AS OF 03/23/15 (ID: 003021-69-8)	13,807 380	0.009		127.44
3/30	Div Domestic		JPM SHORT DURATION BD FD - SEL FUND 3133 @ 0.006 PER SHARE (ID: 4812C1-33-0)	21,412.028	0.006		128.47
3/31	Div Domestic		ISHARES CORE S&P MID-CAP ETF @ 0.481275 PER SHARE (ID: 484287-50-7)	2,500 000	0.481		1,203.19
4/1	Interest Income		DEPOSIT SWEEP INTEREST FOR 03/01/15 - 03/31/15 @ .03% RATE ON AVG COLLECTED BALANCE OF \$2,384,742 11 AS OF 04/01/15				60.63



DONALD L. HUTT TRUST ACCT: P64162004
For the Period 1/1/15 to 12/31/15



0054073888031017413019
0064073067001001003019

INFLOWS & OUTFLOWS

Settle Date	Type Selection Method	Description	Quantity Cost	Per Unit Amount	PRINCIPAL Amount	INCOME Amount
4/1	Div Domestic	PARNASSUS EQTY INCOME FD-INS 03/31/15 INCOME DIVIDEND @ 0.104 PER SHARE AS OF 03/31/15 (ID: 701769-40-8)	8,462 189	0.104		879.22
4/2	Div Domestic	DOUBLELINE TOTAL RET BD-1 03/31/15 INCOME DIVIDEND @ 0.039 PER SHARE AS OF 03/31/15 (ID: 258620-10-3)	16,271 168	0.039		629.77
4/6	Misc Disbursement	LENA POPE HOME TO PROVIDE FUNDS QUARTERLY INCOME DISTRIBUTION TREASURERS CHECK NO 3473399			(371,428.04)	
4/6	Misc Disbursement	PAID SAN ANTONIO AREA FOUNDATION TO PROVIDE FUNDS QUARTERLY INCOME DISTRIBUTION FOR WARM SPRINGS REHABILITATION FOUNDATION TREASURERS CHECK NO 3473400			(371,428.04)	
4/6	Misc Disbursement	BOYS & GIRLS CLUBS OF GREATER FORT WORTH TO PROVIDE FUNDS QUARTERLY INCOME DISTRIBUTION TREASURERS CHECK NO: 3473241			(371,428.04)	
4/6	Misc Disbursement	CUMBERLAND REST INC TO PROVIDE FUNDS QUARTERLY INCOME DISTRIBUTION TREASURERS CHECK NO 3473242			(371,428.04)	
4/6	Misc Disbursement	COOK-FORT WORTH CHILDREN'S MEDICAL CENTER TO PROVIDE FUNDS QUARTERLY INCOME DISTRIBUTION TREASURERS CHECK NO 3473243			(371,428.04)	
4/14	Fees & Commissions	JPMORGAN CHASE TRUST FEE FOR THE PERIOD 03-01-2015 TO 03-31-2015 ON ADJUSTED MV \$7,362,613.58 INC \$19,792.78 PRINC \$19,792.78				(19,792.78)
4/14	Fees & Commissions	JPMORGAN CHASE TRUST FEE FOR THE PERIOD 03-01-2015 TO 03-31-2015 ON ADJUSTED MV \$7,362,613.58 INC \$19,792.78 PRINC \$19,792.78				(19,792.78)

J.P.Morgan



DONALD L. HUITT TRUST ACCT. P64162004
For the Period 1/1/15 to 12/31/15

INFLOWS & OUTFLOWS

Settle Date	Type	Selection Method	Description	Quantity Cost	Per Unit Amount	PRINCIPAL Amount	INCOME Amount
4/29	Div Domestic		JPM SHORT DURATION BD FD - SEL FUND 3133 @ 0.009 PER SHARE (ID: 4812C1-33-0)	21,412.028	0.009		192.71
4/30	Div Domestic		SPDR S&P 500 ETF TRUST @ 0.93081 PER SHARE (ID: 78462F-10-3)	6,635.000	0.931		6,175.92
5/1	Interest Income		DEPOSIT SWEEP INTEREST FOR 04/01/15 - 04/30/15 @ 03% RATE ON AVG COLLECTED BALANCE OF \$1,283,509.97 AS OF 05/01/15				31.60
5/4	Div Domestic		DOUBLELINE TOTAL RET BD-I 04/30/15 INCOME DIVIDEND @ 0.037 PER SHARE AS OF 04/30/15 (ID: 258620-10-3)	16,271.168	0.037		605.61
5/7	Federal Excise Tax		INTERNAL TRANSFER OF FUNDS 2014 990PF TAX DUE EXT EFTPS 75-6008809				(55,300.00)
5/14	Fees & Commissions		JPMORGAN CHASE TRUST FEE FOR THE PERIOD 04-01-2015 TO 04-30-2015 ON ADJUSTED MV \$7,512,151.69 INC \$16,198.98 PRINC \$16,198.98				(16,198.98)
5/14	Fees & Commissions		JPMORGAN CHASE TRUST FEE FOR THE PERIOD 04-01-2015 TO 04-30-2015 ON ADJUSTED MV \$7,512,151.69 INC \$16,198.98 PRINC \$16,198.98			(16,198.98)	
5/28	Div Domestic		JPM SHORT DURATION BD FD - SEL FUND 3133 @ 0.007 PER SHARE (ID: 4812C1-33-0)	21,412.028	0.007		149.88
6/1	Interest Income		DEPOSIT SWEEP INTEREST FOR 05/01/15 - 05/31/15 @ 03% RATE ON AVG COLLECTED BALANCE OF \$1,218,677.84 AS OF 06/01/15				31.06
6/2	Div Domestic		DOUBLELINE TOTAL RET BD-I 05/29/15 INCOME DIVIDEND @ 0.039 PER SHARE AS OF 05/29/15 (ID: 258620-10-3)	16,271.168	0.039		633.31
6/10	EstFed Excise Tax		2015 990PF 2ND QTR EST EFTPS 75-6008809 2015 990PF 2ND QTR EST EFTPS 75-6008809				(48,000.00)



DONALD L. HUTT TRUST ACCT. P64162004
For the Period 1/1/15 to 12/31/15



0054073888031017413020
0064073067001001003020

INFLOWS & OUTFLOWS

Settle Date	Type Selection Method	Description	Quantity Cost	Per Unit Amount	PRINCIPAL Amount	INCOME Amount
6/12	Fees & Commissions	JPMORGAN CHASE TRUST FEE FOR THE PERIOD 05-01-2015 TO 05-31-2015 ON ADJUSTED MV \$7,609,064.23 INC \$15,824.45 PRINC \$15,824.44			(15,824.44)	(15,824.45)
6/12	Fees & Commissions	JPMORGAN CHASE TRUST FEE FOR THE PERIOD 05-01-2015 TO 05-31-2015 ON ADJUSTED MV \$7,609,064.23 INC \$15,824.45 PRINC \$15,824.44			(15,824.44)	
6/22	Div Domestic	PIMCO COMMODITYPL STRAT-P 06/18/15 INCOME DIVIDEND @ 0.036 PER SHARE AS OF 06/18/15 (ID 72201P-16-7)	19,680.949	0.037		718.35
6/23	Div Domestic	ABERDEEN ASIA-PAC XJ-INST EQUITY FUND - INSTITUTIONAL SERVICE SHARES 06/22/15 INCOME DIVIDEND @ 0.098 PER SHARE AS OF 06/22/15 (ID 003021-69-8)	13,807.380	0.099		1,360.03
6/29	Div Domestic	JPM SHORT DURATION BD FD - SEL FUND 3133 @ 0.009 PER SHARE (ID 4812C1-33-0)	21,412.028	0.009		192.71
6/30	Div Domestic	ISHARES CORE S&P MID-CAP ETF @ 0.473273 PER SHARE (ID 464287-50-7)	2,500.000	0.473		1,183.18
7/1	Interest Income	DEPOSIT SWEEP INTEREST FOR 06/01/15 - 06/30/15 @ 0.3% RATE ON AVG COLLECTED BALANCE OF \$1,563,198.84 AS OF 07/01/15				38.43
7/1	Div Domestic	ISHARES MSCI LEAFE INDEX FUND @ 1.111288 PER SHARE (ID 464287-46-5)	5,610.000	1.111		6,234.33
7/1	Div Domestic	PARNAUSSUS EQTY INCOME FD-INS 06/30/15 INCOME DIVIDEND @ 0.126 PER SHARE AS OF 06/30/15 (ID 701769-40-8)	11,347.995	0.127		1,435.52
7/2	Div Domestic	DOUBLELINE TOTAL RET BD-I 06/30/15 INCOME DIVIDEND @ 0.038 PER SHARE AS OF 06/30/15 (ID 258620-10-3)	16,271.168	0.038		617.79

J.P. Morgan



DONALD L. HUTT TRUST ACCT. P64162004
For the Period 1/1/15 to 12/31/15

INFLOWS & OUTFLOWS

Settle Date	Type Selection Method	Description	Quantity Cost	Per Unit Amount	PRINCIPAL Amount	INCOME Amount
7/6	Misc Disbursement	COOK-FORT WORTH CHILDREN'S MEDICAL CENTER TO PROVIDE FUNDS QUARTERLY INCOME DISTRIBUTION TREASURERS CHECK NO. 3565950				(193,309.04)
7/6	Misc Disbursement	LENA POPE HOME TO PROVIDE FUNDS QUARTERLY INCOME DISTRIBUTION TREASURERS CHECK NO. 3566106				(193,309.04)
7/6	Misc Disbursement	PAID SAN ANTONIO AREA FOUNDATION TO PROVIDE FUNDS QUARTERLY INCOME DISTRIBUTION FOR WARM SPRINGS REHABILITATION FOUNDATION TREASURERS CHECK NO. 3566107				(193,309.04)
7/6	Misc Disbursement	BOYS & GIRLS CLUBS OF GREATER FORT WORTH TO PROVIDE FUNDS QUARTERLY INCOME DISTRIBUTION TREASURERS CHECK NO. 3566108				(193,309.04)
7/6	Misc Disbursement	CUMBERLAND REST INC TO PROVIDE FUNDS QUARTERLY INCOME DISTRIBUTION TREASURERS CHECK NO. 3566109				(193,309.04)
7/14	Fees & Commissions	JPMORGAN CHASE TRUST FEE FOR THE PERIOD 06-01-2015 TO 06-30-2015 ON ADJUSTED MV \$7,494,095.27 INC \$15,363.68 PRINC \$15,363.67				(15,363.68)
7/14	Fees & Commissions	JPMORGAN CHASE TRUST FEE FOR THE PERIOD 06-01-2015 TO 06-30-2015 ON ADJUSTED MV \$7,494,095.27 INC \$15,363.68 PRINC \$15,363.67			(15,363.67)	
7/30	Div Domestic	JPM SHORT DURATION BD FD - SEL FUND 3133 @ 0.01 PER SHARE (ID: 4812C1-33-0)	21,412.028	0.01		214.12
7/31	Div Domestic	SPDR S&P 500 ETF TRUST @ 1.03007 PER SHARE (ID: 78462F-10-3)	6,635.000	1.03		6,834.51
8/3	Interest Income	DEPOSIT SWEEP INTEREST FOR 07/01/15 - 07/31/15 @ 0.3% RATE ON AVG COLLECTED BALANCE OF \$1,123,948.12 AS OF 08/01/15				28.47



DONALD L. HUTT TRUST ACCT. P64162004
For the Period 1/1/15 to 12/31/15



0054073888031017413021
0064073067001001003021

INFLOWS & OUTFLOWS

Settle Date	Type	Description	Quantity Cost	Per Unit Amount	PRINCIPAL Amount	INCOME Amount
8/4	Div Domestic	DOUBLELINE TOTAL RET BD-1 07/31/15 INCOME DIVIDEND @ 0.040 PER SHARE AS OF 07/31/15 (ID: 258620-10-3)	16,271.168	0.04		642.75
8/14	Fees & Commissions	JPMORGAN CHASE TRUST FEE FOR THE PERIOD 07-01-2015 TO 07-31-2015 ON ADJUSTED MV \$7,608,605.04 INC \$16,312.54 PRINC \$16,312.53			(16,312.54)	
8/14	Fees & Commissions	JPMORGAN CHASE TRUST FEE FOR THE PERIOD 07-01-2015 TO 07-31-2015 ON ADJUSTED MV \$7,608,605.04 INC \$16,312.54 PRINC \$16,312.53			(16,312.53)	
8/28	Div Domestic	JPM SHORT DURATION BD FD - SEL FUND 3133 @ 0.009 PER SHARE (ID: 481201-33-0)	21,412.028	0.009		192.71
9/1	Interest Income	DEPOSIT SWEEP INTEREST FOR 08/01/15 - 08/31/15 @ .03% RATE ON AVG COLLECTED BALANCE OF \$1,337,165.49 AS OF 09/01/15				33.94
9/2	EstFed Excise Tax	2015 990PF FED 3RD QTR EFPTS 75-6008809 2015 990PF FED 3RD QTR EFPTS 75-6008809			(21,000.00)	
9/2	Div Domestic	DOUBLELINE TOTAL RET BD-1 08/31/15 INCOME DIVIDEND @ 0.036 PER SHARE AS OF 08/31/15 (ID: 258620-10-3)	16,271.168	0.036		590.70
9/15	Fees & Commissions	JPMORGAN CHASE TRUST FEE FOR THE PERIOD 08-01-2015 TO 08-31-2015 ON ADJUSTED MV \$7,248,353.53 INC \$19,275.93 PRINC \$19,275.93			(19,275.93)	
9/15	Fees & Commissions	JPMORGAN CHASE TRUST FEE FOR THE PERIOD 08-01-2015 TO 08-31-2015 ON ADJUSTED MV \$7,248,353.53 INC \$19,275.93 PRINC \$19,275.93			(19,275.93)	
9/21	Div Domestic	PIMCO COMMODITYPL STRAT-P 09/17/15 INCOME DIVIDEND @ 0.056 PER SHARE AS OF 09/17/15 (ID: 72201P-16-7)	19,680.949	0.056		1,097.21



DONALD L. HUITT TRUST ACCT. P64162004
For the Period 1/1/15 to 12/31/15

INFLOWS & OUTFLOWS

Settle Date	Type	Selection Method	Description	Quantity Cost	Per Unit Amount	PRINCIPAL Amount	INCOME Amount
9/29	Div Domestic		JPM SHORT DURATION BD FD - SEL FUND 3133 @ 0.009 PER SHARE (ID: 4812C1-33-0)	21,412,028	0.009		192.71
10/1	Interest Income		DEPOSIT SWEEP INTEREST FOR 09/01/15 - 09/30/15 @ 03% RATE ON AVG COLLECTED BALANCE OF \$1,873,959.56 AS OF 10/01/15				46.08
10/1	Div Domestic		ISHARES CORE S&P MID-CAP ETF @ 0.529326 PER SHARE (ID: 464287-50-7)	2,640,000	0.529		1,397.42
10/1	Div Domestic		VANGUARD FTSE EUROPE ETF @ 0.225 PER SHARE (ID: 922042-87-4)	1,675,000	0.225		376.88
10/1	Div Domestic		PARNASSUS EQTY INCOME FD-INS 09/30/15 INCOME DIVIDEND @ 0.138 PER SHARE AS OF 09/30/15 (ID: 701769-40-8)	11,347,995	0.138		1,570.56
10/2	Div Domestic		DOUBLELINE TOTAL RET BD-I 09/30/15 INCOME DIVIDEND @ 0.037 PER SHARE AS OF 09/30/15 (ID: 258620-10-3)	16,271,168	0.037		595.74
10/2	Div Domestic		JOHN HANCOCK FDS II STR INCM OPP I 09/30/15 INCOME DIVIDEND @ 0.026 PER SHARE AS OF 09/30/15 (ID: 47804A-13-0)	16,256,957	0.023		380.54
10/5	Misc Disbursement		LENA POPE HOME TO PROVIDE FUNDS QUARTERLY INCOME DISTRIBUTION TREASURERS CHECK NO 3626519				(344,127.44)
10/5	Misc Disbursement		PAID SAN ANTONIO AREA FOUNDATION TO PROVIDE FUNDS QUARTERLY INCOME DISTRIBUTION FOR WARM SPRINGS REHABILITATION FOUNDATION TREASURERS CHECK NO 3626520				(344,127.44)
10/5	Misc Disbursement		BOYS & GIRLS CLUBS OF GREATER FORT WORTH TO PROVIDE FUNDS QUARTERLY INCOME DISTRIBUTION TREASURERS CHECK NO: 3626521				(344,127.44)



DONALD L. HUTT TRUST ACCT P64162004
For the Period 1/1/15 to 12/31/15



0054073888031017413022
0064073067001001003022

INFLOWS & OUTFLOWS

Settle Date	Type	Description	Quantity Cost	Per Unit Amount	PRINCIPAL Amount	INCOME Amount
10/5	Misc Disbursement	CUMBERLAND REST INC TO PROVIDE FUNDS QUARTERLY INCOME DISTRIBUTION TREASURERS CHECK NO 3626522				(344,127 44)
10/5	Misc Disbursement	COOK-FORT WORTH CHILDREN'S MEDICAL CENTER TO PROVIDE FUNDS QUARTERLY INCOME DISTRIBUTION TREASURERS CHECK NO. 3626523				(344,127 44)
10/14	Misc Receipt	VOID CHK 3626519 DTD 10/05/15 PAYABLE TO LENA POPE HOME WS 108835462			344,127 44	
10/14	Fees & Commissions	JPMORGAN CHASE TRUST FEE FOR THE PERIOD 09-01-2015 TO 09-30-2015 ON ADJUSTED MV \$7,166,650 06 INC \$37,131 83 PRINC \$37,131 82				(37,131 83)
10/14	Fees & Commissions	JPMORGAN CHASE TRUST FEE FOR THE PERIOD 09-01-2015 TO 09-30-2015 ON ADJUSTED MV \$7,166,650 06 INC \$37,131 83 PRINC \$37,131 82			(37,131 82)	
10/15	Misc Disbursement	PAID LENA POPE HOME RPLMNT OF CK #3626519 DTD 10/5/15 PAID LENA POPE HOME REPLACEMENT OF CK #3626519 DATED 10/5/15 TREASURERS CHECK NO 3631406				(344,127 44)
10/29	Div Domestic	JPM SHORT DURATION BD FD - SEL FUND 3133 @ 0 009 PER SHARE (ID 4812C1-33-0)	21,412 028	0 009		192 71
10/30	Div Domestic	SPDR S&P 500 ETF TRUST @ 1 03343 PER SHARE (ID 78462F-10-3)	6,635 000	1 033		6,856 81
11/2	Interest Income	DEPOSIT SWEEP INTEREST FOR 10/01/15 - 10/31/15 @ 03% RATE ON AVG COLLECTED BALANCE OF \$1,310,016 50 AS OF 11/01/15				33 32
11/3	Div Domestic	DOUBLELINE TOTAL RET BD-1 10/30/15 INCOME DIVIDEND @ 0 036 PER SHARE AS OF 10/30/15 (ID 258620-10-3)	16,271 168	0 036		591 82

J.P.Morgan



DONALD L. HUTT TRUST ACCT. P64162004
For the Period 1/1/15 to 12/31/15

INFLOWS & OUTFLOWS

Settle Date	Type	Selection Method	Description	Quantity Cost	Per Unit Amount	PRINCIPAL Amount	INCOME Amount
11/3	Div Domestic		JOHN HANCOCK FDS II STR INCM OPP I 10/30/15 INCOME DIVIDEND @ 0.026 PER SHARE AS OF 10/30/15 (ID: 47804A-13-0)	16,256.957	0.026		424.59
11/16	Fees & Commissions		JPMORGAN CHASE TRUST FEE FOR THE PERIOD 10-01-2015 TO 10-31-2015 ON ADJUSTED MV \$7,666,171.52 INC \$24,598.15 PRINC \$24,598.15			(24,598.15)	(24,598.15)
11/16	Fees & Commissions		JPMORGAN CHASE TRUST FEE FOR THE PERIOD 10-01-2015 TO 10-31-2015 ON ADJUSTED MV \$7,666,171.52 INC \$24,598.15 PRINC \$24,598.15			(24,598.15)	(24,598.15)
11/27	Div Domestic		JPM SHORT DURATION BD FD - SEL FUND 3133 @ 0.007 PER SHARE (ID: 4812C1-33-0)	25,536.452	0.007		178.76
12/1	Interest Income		DEPOSIT SWEEP INTEREST FOR 11/01/15 - 11/30/15 @ 0.03% RATE ON AVG COLLECTED BALANCE OF \$1,748,981.48 AS OF 12/01/15				43.09
12/2	Div Domestic		DOUBLELINE TOTL RET BND-I 11/30/15 INCOME DIVIDEND @ 0.034 PER SHARE AS OF 11/30/15 (ID: 258620-10-3)	16,271.168	0.034		555.31
12/2	Div Domestic		JOHN HANCOCK II-STR INC-I 11/30/15 INCOME DIVIDEND @ 0.026 PER SHARE AS OF 11/30/15 (ID: 47804A-13-0)	16,256.957	0.026		424.55
12/14	Fees & Commissions		JPMORGAN CHASE TRUST FEE FOR THE PERIOD 11-01-2015 TO 11-30-2015 ON ADJUSTED MV \$7,739,757.01 INC \$23,382.17 PRINC \$23,382.16			(23,382.16)	(23,382.17)
12/14	Fees & Commissions		JPMORGAN CHASE TRUST FEE FOR THE PERIOD 11-01-2015 TO 11-30-2015 ON ADJUSTED MV \$7,739,757.01 INC \$23,382.17 PRINC \$23,382.16			(23,382.16)	(23,382.16)
12/14	STCapitalGain Dist		JPM SHORT DURATION BD FD - SEL FUND 3133 SHORT TERM CAPITAL GAINS @ 0.0002 (ID: 4812C1-33-0)	34,407.420			6.88



DONALD L. HUTT TRUST ACCT. P64162004
For the Period 1/1/15 to 12/31/15



0054073888031017413023
0064073067001001003023

INFLOWS & OUTFLOWS

Settle Date	Type	Description	Quantity Cost	Per Unit Amount	PRINCIPAL Amount	INCOME Amount
12/17	STCapitalGain Dist	MFS INTL VALUE-I 12/15/15 SHORT TERM CAPITAL GAINS @ 0.294 PER SHARE AS OF 12/15/15 (ID 55273E-82-2)	8,693 680	0.294		2,554.03
12/17	Div Domestic	BBH CORE SELECT FD-N 12/15/15 INCOME DIVIDEND @ 0.121 PER SHARE AS OF 12/15/15 (ID. 05528X-60-4)	14,537 657	0.121		1,761.96
12/17	Div Domestic	MFS INTL VALUE-I 12/15/15 INCOME DIVIDEND @ 0.533 PER SHARE AS OF 12/15/15 (ID 55273E-82-2)	8,693 680	0.533		4,635.90
12/21	Div Domestic	OAKMARK INTERNATIONAL-I 12/18/15 INCOME DIVIDEND @ 0.496 PER SHARE AS OF 12/18/15 (ID 413838-20-2)	13,949 781	0.496		6,924.67
12/22	Div Domestic	JPM GLBL RES ENH INDEX FD - SEL FUND 3457 @ 0.3444 PER SHARE (ID 46637K-51-3)	40,705 562	0.344		14,020.62
12/22	Div Domestic	JPM US LARGE CAP CORE PLUS FD - SEL FUND 1002 @ 0.06264 PER SHARE (ID 4812A2-38-9)	8,168 631	0.063		511.68
12/22	STCapitalGain Dist	FMI LARGE CAP FD 12/18/15 SHORT TERM CAPITAL GAINS @ 0.149 PER SHARE AS OF 12/18/15 (ID 302933-20-5)	12,832 264	0.165		2,120.27
12/22	Div Domestic	FMI LARGE CAP FD 12/18/15 INCOME DIVIDEND @ 0.187 PER SHARE AS OF 12/18/15 (ID 302933-20-5)	12,832 264	0.208		2,673.69
12/23	STCapitalGain Dist	BROWN ADV JAPAN ALPHA OPP-IS 12/21/15 SHORT TERM CAPITAL GAINS @ 0.179 PER SHARE AS OF 12/21/15 (ID 115233-57-9)	14,341 276	0.179		2,562.79
12/28	STCapitalGain Dist	DEUTSCHE X-TRACKERS MSCI EAF SHORT TERM CAPITAL GAINS @ 0.0378 (ID 233051-20-0)	8,325 000	0.038		314.69
12/28	Div Domestic	DEUTSCHE X-TRACKERS MSCI EAF @ 0.10314 PER SHARE (ID 233051-20-0)	8,325 000	0.103		858.64
12/28	Div Domestic	ISHARES MSCI EAFE INDEX FUND @ 0.508359 PER SHARE (ID 464287-46-5)	5,610 000	0.508		2,851.89

J.P. Morgan



DONALD L. HULT TRUST ACCT. P64162004
For the Period 1/1/15 to 12/31/15

INFLOWS & OUTFLOWS

Settle Date	Type	Selection Method	Description	Quantity Cost	Per Unit Amount	PRINCIPAL Amount	INCOME Amount
12/28	Div Domestic		VANGUARD FTSE EUROPE ETF @ 0.202 PER SHARE (ID 922042-87-4)	1,675,000	0.202		338.35
12/28	STCapitalGain Dist		JOHN HANCOCK II-STR INC-I 12/24/15 SHORT TERM CAPITAL GAINS @ 0.100 PER SHARE AS OF 12/24/15 (ID .47804A-13-0)	16,256,957	0.10		1,631.71
12/30	Div Domestic		JPM SHORT DURATION BD FD - SEL FUND 3133 @ 0.008 PER SHARE (ID 4812C1-33-0)	34,407,420	0.008		275.26
12/30	Div Domestic		CAPITAL GR NON US EQUITY 12/30/15 INCOME DIVIDEND @ 0.133 PER SHARE (ID 14042Y-60-1)	31,619,163	0.133		4,212.94
	Mineral Receipts		GAS SALES - R.I. (ID 997546-33-1)				8,101,226.43
	Mineral Expenses		MISCELLANEOUS (ID 997546-33-1)				(53,807.27)
	MinExp-Prod Tax		PRODUCTION TAXES-GAS - R I (ID 997546-33-1)				(388,171.64)
	Mineral Depletion		TRUST DEPLETION - OTHER (ID 997546-33-1)			1,106,743.40	
	Mineral Depletion		TRUST DEPLETION - OTHER (ID 997546-33-1)			(1,106,743.40)	
	Mine ADValoremTax		SEC 29 T&P SVY MIDLAND TX AD VAL - RENDERING FEES RI (ID 997734-76-0)				(282,527.92)
	Interest Income		INTEREST INCOME (ID 997605-54-6)				0.08
12/31	Div Domestic		ISHARES CORE S&P MIDCAP ETF @ 0.691003 PER SHARE (ID 464287-50-7)	2,835,000	0.691		1,958.99
12/31	Div Domestic		BROWN ADV JAPAN ALPHA OPP-IS 12/29/15 INCOME DIVIDEND @ 0.949 PER SHARE AS OF 12/29/15 (ID 115233-57-9)	14,341,276	0.949		13,603.70
12/31	Div Domestic		PARNASSUS CORE EQUITY FD-INS 12/30/15 INCOME DIVIDEND @ 0.520 PER SHARE AS OF 12/30/15 (ID 701769-40-8)	11,347,995	0.52		5,899.82

Total Inflows & Outflows

\$841,096.42 (\$782,381.04)



DONALD L. HUTT TRUST ACCT. P64162004
For the Period 1/1/15 to 12/31/15



0054073888031017413024
0064073067001001003024

TRADE ACTIVITY

Note L indicates Long Term Realized Gain/Loss S indicates Short Term Realized Gain/Loss

Trade Date	Type	Description	Quantity	Per Unit Amount	Proceeds	Tax Cost	Realized Gain/Loss
Settle Date	Selection Method						
Settled Sales/Maturities/Redemptions							
1/16	Sale	ISHARES MSCI LEAFE INDEX FUND @ 60 7693	(710 000)	60 753	43,134 60	(47,536 86)	(4,402 26) S
1/22	High Cost	43,146.20 BROKERAGE 10.65 TAX &/OR SEC 95 INVESTMENT TECHNOLOGY GROUP (ITG) (ID. 464287-46-5)					
1/30	Sale	CAPITAL PRIVATE CLIENT SVCS CAP NON US EQT (ID. 14042Y-60-1)	(13,957 055)	11 41	159,250 00	(166,602 32)	(7,352 32) S
2/2	High Cost						
1/29	Sale	ISHARES MSCI LEAFE INDEX FUND @ 62 1998	(859 000)	62 183	53,415 56	(55,963 08)	(2,547 52) S
2/3	High Cost	53,429.62 BROKERAGE 12.88 TAX &/OR SEC 1 18 DEUTSCHE BANC ALEX BROWN INC (ID. 464287-46-5)					
1/29	Sale	ISHARES MSCI LEAFE INDEX FUND @ 61 9812	(605 000)	61 965	37,488 73	(39,310 02)	(990 19) L
2/3	High Cost	37,498.62 BROKERAGE 9.07 TAX &/OR SEC 82 UBS SECURITIES LLC (ID. 464287-46-5)					(831 10) S
1/29	Sale	ISHARES MSCI LEAFE INDEX FUND @ 61 9902	(1,237 000)	61 974	76,661 63	(79,926 75)	(3,265 12) L
2/3	High Cost	76,681.87 BROKERAGE 18.55 TAX &/OR SEC 1 69 BARCLAYS CAPITAL LE (ID. 464287-46-5)					
1/30	Sale	ISHARES MSCI LEAFE INDEX FUND @ 61 4523	(225 000)	61 428	13,821 40	(13,799 72)	21 68 L
2/4	High Cost	13,826.76 BROKERAGE 5.06 TAX &/OR SEC 30 JPMORGAN CLEARING CORP (ID. 464287-46-5)					
1/30	Sale	ISHARES MSCI LEAFE INDEX FUND @ 61 2819,437 41	(154 000)	61 266	9,434 90	(9,445.14)	(10 24) L
2/4	High Cost	BROKERAGE 2 31 TAX &/OR SEC 20 UBS SECURITIES LLC (ID. 464287-46-5)					
1/30	Sale	ISHARES MSCI LEAFE INDEX FUND @ 61.5382	(1,195 000)	61 522	73,518.60	(73,291 86)	226.74 L
2/4	High Cost	73,538.14 BROKERAGE 17.92 TAX &/OR SEC 1 62 MERRILL LYNCH PIERCE FENNER & SMIT (ID. 464287-46-5)					

J.P. Morgan



DONALD L. HUTT TRUST ACCT. P64162004
For the Period 1/1/15 to 12/31/15

Trade Date	Type	Selection Method	Description	Quantity	Per Unit Amount	Proceeds	Tax Cost	Realized Gain/Loss
Settled Sales/Maturities/Redemptions								
2/2	Sale		ISHARES MSCI EAFE INDEX FUND @ 61 6219 9,243.28	(150 000)	61 606	9,240 83	(9,199 82)	41.01 L
2/5	High Cost		BROKERAGE 2.25 TAX &/OR SEC.20 KNIGHT EQUITY MARKETS L.P. (ID 464287-46-5)					
2/10	Litigation Proc		SCHERING-PLOUGH CORP REPRESENTS PRO RATA SHARE OF THE NET SETTLEMENT FROM THE SCHERING- PLOUGH CORP CLASS ACTION. DUE P64162004 DONALD L HUTT TRUST FUTURE DISBURSEMENTS MAY OCCUR, PENDING NOTICE FROM PAYING AGENT (ID 806605-10-1)		128.70			128.70 L
2/25	Redemption		CS CYCLICAL SECT REL PERF NT 2/25/15 1 09 XLEV	(80,000 000)	119 156	95,324 80	(79,200 00)	16,124.80 L
2/25	Pro Rata		BASKET UPSIDE- UNCAPPED 1 1 SPX DOWNSIDE 2/7/14 SPX:1797.02 BSKT IXM 212 50 IXI 504.93 IXT:351 01 TO REDEMPTION (ID: 22547Q-HK-5)					
3/27	Sale		BARC MARKET PLUS WT1 06/22/15 LNKD TO CL1 80%	(40,000.000)	48 95	19,560 00	(39,520 00)	(19,940.00) S
4/1	High Cost		BARRIER- 7 20%CPN, UNCAPPED INITIAL LEVEL-04/11/14 CL1 103 74 @ 48 95 JP MORGAN SECURITIES LLC F I (ID 06741U-BY-9)					
7/6	Litigation Proc		BANK OF AMERICA CORP REPRESENTS PRO RATA SHARE OF THE NET SETTLEMENT FROM THE BANK OF AMERICA CORP CLASS ACTION DUE P64162004 DONALD L HUTT TRUST FUTURE DISBURSEMENTS MAY OCCUR, PENDING NOTICE FROM PAYING AGENT (ID 060505-10-4)		209.68			209 68 L
7/6								
8/7	Sale		ABERDEEN ASIA-PAC XJ-INST EQUITY FUND - INSTITUTIONAL SERVICE SHARES (ID 003021-69-8)	(12,250.454)	11 02	135,000 00	(142,079.78)	(4,161.51) L
8/10	High Cost							(2,898 27) S
9/2	Sale		ABERDEEN ASIA-PAC XJ-INST EQUITY FUND - INSTITUTIONAL SERVICE SHARES (ID. 003021-69-8)	(1,556 926)	9 87	15,366.86	(17,920.22)	(2,553.36) S
9/3	High Cost							
9/10	Sale		MATTHEWS PACIFIC TIGER FD-IS (ID 577130-83-4)	(9,665 265)	24.20	233,899 41	(208,898 63)	36,177.94 L
9/11	High Cost							(11,177.16) S
11/20	Sale		PIMCO COMMODITYPL STRAT-P (ID 72201P-16-7)	(19,680 949)	5 80	114,149 50	(222,783 72)	(108,634 22) L
11/23	High Cost							



DONALD L. HUTT TRUST ACCT. P64162004
For the Period 1/1/15 to 12/31/15



0054073888031017413025
0064073067001001003025

Trade Date	Type	Selection Method	Description	Quantity	Per Unit Amount	Proceeds	Tax Cost	Realized Gain/Loss
Settled Sales/Maturities/Redemptions								
11/25	LT Capital Gain Distribution		PARNASSUS CORE EQUITY FD-INS 11/24/15 LONG TERM CAPITAL GAINS @ 2.755 PER SHARE AS OF 11/24/15 (ID 701769-40-8)	11,347,995	2 755	31,260.32		
12/9	Redemption Pro Rata		MS PALLADIUM BREN 12/09/15 LNKD TO PLDMLNPM 116.30% LEVERAGE, 10% BUFFER 11/20/14 INITIAL STRIKE 771 TO REDEMPTION (ID 61762G-CM-4)	(40,000,000)	77.36	30,944.03	(39,600.00)	(8,655.97) L
12/14	LT Capital Gain Distribution		JPM US LARGE CAP CORE PLUS FD - SEL FUND 1002 LONG TERM CAPITAL GAINS @ 2.4152 (ID 4812A2-38-9)	8,168,631	2 415	19,728.88		
12/14	LT Capital Gain Distribution		JPM SHORT DURATION BD FD - SEL FUND 3133 LONG TERM CAPITAL GAINS @ 0.00846 (ID 4812C1-33-0)	34,407,420	0.008	291.09		
12/17	LT Capital Gain Distribution		BBH CORE SELECT FD-N 12/15/15 LONG TERM CAPITAL GAINS @ 1.557 PER SHARE AS OF 12/15/15 (ID 05528X-60-4)	14,537,657	1 557	22,630.77		
12/17	LT Capital Gain Distribution		MFS INTL VALUE-I 12/15/15 LONG TERM CAPITAL GAINS @ 0.314 PER SHARE AS OF 12/15/15 (ID 55273E-82-2)	8,693,680	0.314	2,732.60		
12/17	LT Capital Gain Distribution		PRUDENTIAL JENN M/C GROW-Z 12/16/15 LONG TERM CAPITAL GAINS @ 3.167 PER SHARE AS OF 12/16/15 (ID 74441C-80-8)	8,641,250	3 167	27,369.69		
12/21	LT Capital Gain Distribution		OAKMARK INTERNATIONAL-I 12/18/15 LONG TERM CAPITAL GAINS @ 0.584 PER SHARE AS OF 12/18/15 (ID 413838-20-2)	13,949,781	0 584	8,146.67		
12/22	LT Capital Gain Distribution		FMI LARGE CAP FD 12/18/15 LONG TERM CAPITAL GAINS @ 1.507 PER SHARE AS OF 12/18/15 (ID 302933-20-5)	12,832,264	1 677	21,518.94		
12/23	LT Capital Gain Distribution		BROWN ADV JAPAN ALPHA OPP-IS 12/21/15 LONG TERM CAPITAL GAINS @ 0.020 PER SHARE AS OF 12/21/15 (ID 115233-57-9)	14,341,276	0 02	279.94		

J.P. Morgan



DONALD L. HUTT TRUST ACCT. P64162004
For the Period 1/1/15 to 12/31/15

Trade Date	Type	Selection Method	Description	Quantity	Per Unit Amount	Proceeds	Tax Cost	Realized Gain/Loss
Settled Sales/Maturities/Redemptions								
12/28	LT Capital Gain		JOHN HANCOCK II-STR INC-I 12/24/15 LONG TERM CAPITAL GAINS @ 0.169 PER SHARE AS OF 12/24/15 (ID 47804A-13-0)	16,256.957	0.169	2,739.95		
12/29	LT Capital Gain		DEUTSCHE X-TRACKERS MSCI EAF LONG TERM CAPITAL GAINS @ 0.08108 AS OF 12/28/15 (ID. 233051-20-0)	8,325.000	0.081	674.99		
Total Settled Sales/Maturities/Redemptions						\$1,257,943.07	(\$1,245,077.92)	(\$72,805.70) L (\$51,701.99) S

Trade Date	Type	Description	Quantity	Per Unit Amount	Market Cost
Settled Securities Purchased					
1/16	Purchase	JPM GBL RES ENH INDEX FD - SEL FUND 3457 JP MORGAN CHASE BANK AS SHAREHOLDER SERVICING AGENT @ 18.06 (ID: 46637K-51-3)	2,353.267	18.06	(42,500.00)
1/30	Purchase	ABERDEEN ASIA-PAC XJ-INST EQUITY FUND - INSTITUTIONAL SERVICE SHARES @ 11.51 MUTUAL FUND ISSUER (ID 003021-69-8)	7,471.764	11.51	(86,000.00)
1/29	Purchase	SPDR S&P 500 ETF TRUST @ 201.966 173,690.76 BROKERAGE 12.90 CREDIT SUISSE FIRST BOSTON LLC (ID: 78462F-10-3)	860.000	201.981	(173,703.66)
1/30	Purchase	BARC EAFE REN MAT 02/18/16 2X LEV, 10.57% CAP, UKX 6749.40 TPX 1415.07 @ 99.00 JP MORGAN SECURITIES LLC F.I. (ID 06741U-QC-1)	180,000.000	99.00	(178,200.00)



DONALD L. HUTT TRUST ACCT. P64162004
For the Period 1/1/15 to 12/31/15



0054073888031017413026
0064073067001001003026

Trade Date	Settle Date	Type	Description	Quantity	Per Unit Amount	Market Cost
Settled Securities Purchased						
2/17	2/18	Purchase	JPM GLBL RES ENH INDEX FD - SEL FUND 3457 JP MORGAN CHASE BANK AS SHAREHOLDER SERVICING AGENT @ 18.88 (ID 46637K-51-3)	9,441,208	18.88	(178,250.00)
2/24	2/25	Purchase	JPM GLBL RES ENH INDEX FD - SEL FUND 3457 JP MORGAN CHASE BANK AS SHAREHOLDER SERVICING AGENT @ 19.10 (ID 46637K-51-3)	2,812,160	19.10	(53,712.26)
5/12	5/13	Purchase	JPM GLBL RES ENH INDEX FD - SEL FUND 3457 JP MORGAN CHASE BANK AS SHAREHOLDER SERVICING AGENT @ 19.23 (ID 46637K-51-3)	949,038	19.23	(18,250.00)
5/12	5/13	Purchase	PARNASSUS EQTY INCOME FD-INS (ID 701769-40-8)	2,885,806	40.37	(116,500.00)
5/12	5/13	Purchase	PRUDENTIAL JENN M/C GROW-Z (ID. 74441C-80-8)	331,126	42.28	(14,000.00)
8/7	8/10	Purchase	BROWN ADV JAPAN ALPHA OPP-IS (ID 115233-57-9)	6,408,776	12.99	(83,250.00)
8/7	8/12	Purchase	DEUTSCHE XTRAC MSCI EAFE HEDGE FD @ 29.6585 30,340.64 BROKERAGE 15.34 MORGAN STANLEY & CO LLC (ID 233051-20-0)	1,023,000	29.673	(30,355.98)
8/7	8/12	Purchase	DEUTSCHE XTRAC MSCI EAFE HEDGE FD @ 29.684 118,053.26 BROKERAGE 59.65 CREDIT SUISSE FIRST BOSTON LLC (ID 233051-20-0)	3,977,000	29.699	(118,112.91)
8/7	8/12	Purchase	VANGUARD FTSE EUROPE ETF @ 55.3935 92,784.11 BROKERAGE 25.12 MERRILL LYNCH PIERCE FENNER & SMIT (ID 922042-87-4)	1,675,000	55.409	(92,809.23)
9/2	9/3	Purchase	JOHN HANCOCK FDS II STR INCM OPP I (ID 47804A-13-0)	16,256,957	10.78	(175,250.00)



DONALD L. HUTT TRUST ACCT. P64162004
For the Period 1/1/15 to 12/31/15

Trade Date	Settle Date	Type	Description	Quantity	Per Unit Amount	Market Cost
Settled Securities Purchased						
9/23	9/24	Purchase	JPM GLBL RES ENH INDEX FD - SEL FUND 3457 JP MORGAN CHASE BANK AS SHAREHOLDER SERVICING AGENT @ 17 37 (ID: 46637K-51-3)	2,086 931	17 37	(36,250.00)
9/23	9/28	Purchase	ISHARES CORE S&P MID-CAP ETF @ 139 925 19,589.50 BROKERAGE 2.10 CITIGROUP GLOBAL MKTS INC (ID: 464287-50-7)	140 000	139 94	(19,591 60)
9/23	9/28	Purchase	SPDR S&P 500 ETF TRUST @ 193 74 39,716 70 BROKERAGE 3.07 SANFORD C. BERNSTEIN & CO INC (SCB (ID: 78462F-10-3)	205 000	193 755	(39,719 77)
9/23	9/28	Purchase	DEUTSCHE XTRAC MSCI EAFE HEDGE FD @ 26 0332 86,560.39 BROKERAGE 49 87 MERRILL LYNCH PIERCE FENNER & SMIT (ID: 233051-20-0)	3,325 000	26 048	(86,610 26)
11/19	11/20	Purchase	JPM SHORT DURATION BD FD - SEL FUND 3133 JP MORGAN CHASE BANK AS SHAREHOLDER SERVICING AGENT @ 10 85 (ID: 4812C1-33-0)	4,124 424	10 85	(44,750.00)
11/19	11/24	Purchase	ISHARES CORE S&P MIDCAP ETF @ 144 0946 28,098 44 BROKERAGE 2 93 SANFORD C BERNSTEIN & CO.INC.(SCB (ID 464287-50-7)	195 000	144 11	(28,101 37)
12/1	12/2	Purchase	JPM SHORT DURATION BD FD - SEL FUND 3133 JP MORGAN CHASE BANK AS SHAREHOLDER SERVICING AGENT @ 10 85 (ID 4812C1-33-0)	8,870,968	10 85	(96,250 00)
12/1	12/2	Purchase	DOUBLELINE TOTL RET BND-1 (ID: 258620-10-3)	943,831	10 86	(10,250 00)
12/21	12/24	Purchase	ISHARES MSCI EAFE INDEX FUND @ 57 8978 31,264 81 BROKERAGE 8 10 SANFORD C BERNSTEIN & CO.INC.(SCB (ID: 464287-46-5)	540 000	57 913	(31,272 91)
Total Settled Securities Purchased						(\$1,753,689.95)

J.P. Morgan