



See a Social Security Number? Say Something!
Report Privacy Problems to <https://public.resource.org/privacy>
Or call the IRS Identity Theft Hotline at 1-800-908-4490



Form 990-PF

Department of the Treasury
Internal Revenue Service

Return of Private Foundation

or Section 4947(a)(1) Trust Treated as Private Foundation

Do not enter social security numbers on this form as it may be made public.

Information about Form 990-PF and its instructions is at www.irs.gov/form990pf.

OMB No 1545-0052

2015

Open to Public Inspection

For calendar year 2015, or tax year beginning 01-01-2015, and ending 12-31-2015

Name of foundation THE CALDWELL FOUNDATION		A Employer identification number 75-6004080	
Number and street (or P O box number if mail is not delivered to street address) PO BOX 4280		B Telephone number (see instructions) (903) 592-8191	
City or town, state or province, country, and ZIP or foreign postal code TYLER, TX 75712		C If exemption application is pending, check here <input type="checkbox"/>	
G Check all that apply <input type="checkbox"/> Initial return <input type="checkbox"/> Final return <input type="checkbox"/> Address change		D 1. Foreign organizations, check here <input type="checkbox"/> 2. Foreign organizations meeting the 85% test, check here and attach computation <input type="checkbox"/>	
H Check type of organization <input checked="" type="checkbox"/> Section 501(c)(3) exempt private foundation <input type="checkbox"/> Section 4947(a)(1) nonexempt charitable trust <input type="checkbox"/> Other taxable private foundation		E If private foundation status was terminated under section 507(b)(1)(A), check here <input type="checkbox"/>	
I Fair market value of all assets at end of year (from Part II, col. (c), line 16) \$ 111,455,413		F If the foundation is in a 60-month termination under section 507(b)(1)(B), check here <input type="checkbox"/>	
J Accounting method <input checked="" type="checkbox"/> Cash <input type="checkbox"/> Accrual <input type="checkbox"/> Other (specify) _____ (Part I, column (d) must be on cash basis.)			

Part I Analysis of Revenue and Expenses (The total of amounts in columns (b), (c), and (d) may not necessarily equal the amounts in column (a) (see instructions))		Revenue and expenses per books (a)	Net investment income (b)	Adjusted net income (c)	Disbursements for charitable purposes (d) (cash basis only)
Revenue	1 Contributions, gifts, grants, etc , received (attach schedule)	1,810			
	2 Check <input checked="" type="checkbox"/> if the foundation is not required to attach Sch B				
	3 Interest on savings and temporary cash investments	23,612	23,612	23,612	
	4 Dividends and interest from securities	2,072,618	2,072,618	2,072,618	
	5a Gross rents				
	b Net rental income or (loss) _____				
	6a Net gain or (loss) from sale of assets not on line 10 _____	4,617,077			
	b Gross sales price for all assets on line 6a _____ 22,065,111				
	7 Capital gain net income (from Part IV, line 2)		4,617,077		
	8 Net short-term capital gain				
	9 Income modifications				
	10a Gross sales less returns and allowances _____ 1,082,119				
Operating and Administrative Expenses	b Less Cost of goods sold	427,121			
	c Gross profit or (loss) (attach schedule)	654,998		654,998	
	11 Other income (attach schedule)	2,732,016	649,220	2,732,016	
	12 Total.Add lines 1 through 11	10,102,131	7,362,527	5,483,244	
	13 Compensation of officers, directors, trustees, etc	575,613	201,839	201,839	373,774
	14 Other employee salaries and wages	2,934,398	103,431	103,431	2,830,967
	15 Pension plans, employee benefits	1,148,010	49,715	49,715	1,098,295
	16a Legal fees (attach schedule).	81,272	45,460	45,460	35,812
	b Accounting fees (attach schedule).	26,000	17,550	17,550	8,450
	c Other professional fees (attach schedule)	358,448	321,763	321,763	36,685
	17 Interest				
	18 Taxes (attach schedule) (see instructions)	171,020	92,496	92,496	
	19 Depreciation (attach schedule) and depletion	450,790	19,617	19,617	
	20 Occupancy	498,404	31,199	31,199	467,205
	21 Travel, conferences, and meetings.	31,923	4,653	4,653	27,270
	22 Printing and publications	6,513			6,513
	23 Other expenses (attach schedule).	1,564,690	44,215	963,487	601,203
	24 Total operating and administrative expenses. Add lines 13 through 23	7,847,081	931,938	1,851,210	5,486,174
	25 Contributions, gifts, grants paid	0			0
	26 Total expenses and disbursements.Add lines 24 and 25	7,847,081	931,938	1,851,210	5,486,174
	27 Subtract line 26 from line 12				
	a Excess of revenue over expenses and disbursements	2,255,050			
	b Net investment income (if negative, enter -0-)		6,430,589		
	c Adjusted net income(if negative, enter -0-)			3,632,034	

Part II		Balance Sheets	Attached schedules and amounts in the description column should be for end-of-year amounts only (See instructions)	Beginning of year	End of year	
				(a) Book Value	(b) Book Value	(c) Fair Market Value
Assets	1	Cash—non-interest-bearing		7,675	6,365	6,365
	2	Savings and temporary cash investments		8,246,880	8,343,282	8,342,367
	3	Accounts receivable ▶ _____				
		Less allowance for doubtful accounts ▶ _____				
	4	Pledges receivable ▶ _____				
		Less allowance for doubtful accounts ▶ _____				
	5	Grants receivable				
	6	Receivables due from officers, directors, trustees, and other disqualified persons (attach schedule) (see instructions).				
	7	Other notes and loans receivable (attach schedule) ▶ _____				
		Less allowance for doubtful accounts ▶ _____				
	8	Inventories for sale or use		178,818	163,489	163,489
	9	Prepaid expenses and deferred charges				
	10a	Investments—U S and state government obligations (attach schedule)				
	b	Investments—corporate stock (attach schedule)				
	c	Investments—corporate bonds (attach schedule)				
	11	Investments—land, buildings, and equipment basis ▶ _____				
	Less accumulated depreciation (attach schedule) ▶ _____					
12	Investments—mortgage loans.					
13	Investments—other (attach schedule)		89,128,932	90,025,666	93,887,100	
14	Land, buildings, and equipment basis ▶ 22,801,384					
	Less accumulated depreciation (attach schedule) ▶ 17,405,406		5,448,038	5,395,978	5,395,978	
15	Other assets (describe ▶ _____)		400,782	1,731,351	3,660,114	
16	Total assets(to be completed by all filers—see the instructions Also, see page 1, item I)		103,411,125	105,666,131	111,455,413	
Liabilities	17	Accounts payable and accrued expenses				
	18	Grants payable				
	19	Deferred revenue				
	20	Loans from officers, directors, trustees, and other disqualified persons				
	21	Mortgages and other notes payable (attach schedule).				
	22	Other liabilities (describe ▶ _____)		1,457	1,413	
	23	Total liabilities(add lines 17 through 22)		1,457	1,413	
Net Assets or Fund Balances		Foundations that follow SFAS 117, check here ▶ <input checked="" type="checkbox"/> and complete lines 24 through 26 and lines 30 and 31.				
	24	Unrestricted		103,409,668	105,664,718	
	25	Temporarily restricted				
	26	Permanently restricted				
		Foundations that do not follow SFAS 117, check here ▶ <input type="checkbox"/> and complete lines 27 through 31.				
	27	Capital stock, trust principal, or current funds				
	28	Paid-in or capital surplus, or land, bldg , and equipment fund				
	29	Retained earnings, accumulated income, endowment, or other funds				
	30	Total net assets or fund balances(see instructions)		103,409,668	105,664,718	
	31	Total liabilities and net assets/fund balances(see instructions)		103,411,125	105,666,131	

Part III			Analysis of Changes in Net Assets or Fund Balances	
1	Total net assets or fund balances at beginning of year—Part II, column (a), line 30 (must agree with end-of-year figure reported on prior year’s return)	1	103,409,668	
2	Enter amount from Part I, line 27a	2	2,255,050	
3	Other increases not included in line 2 (itemize) ▶ _____	3		
4	Add lines 1, 2, and 3	4	105,664,718	
5	Decreases not included in line 2 (itemize) ▶ _____	5		
6	Total net assets or fund balances at end of year (line 4 minus line 5)—Part II, column (b), line 30	6	105,664,718	

Part IV

Capital Gains and Losses for Tax on Investment Income

List and describe the kind(s) of property sold (e g , real estate, (a) 2-story brick warehouse, or common stock, 200 shs MLC Co)		How acquired P—Purchase (b) D—Donation	Date acquired (c) (mo , day, yr)	Date sold (d) (mo , day, yr)
1a	See Additional Data Table			
b				
c				
d				
e				

(e) Gross sales price	Depreciation allowed (f) (or allowable)	Cost or other basis (g) plus expense of sale	Gain or (loss) (h) (e) plus (f) minus (g)
a See Additional Data Table			
b			
c			
d			
e			

Complete only for assets showing gain in column (h) and owned by the foundation on 12/31/69			Gains (Col (h) gain minus col (k), but not less than -0-) or (l) Losses (from col (h))
(i) F M V as of 12/31/69	Adjusted basis (j) as of 12/31/69	Excess of col (i) (k) over col (j), if any	
a See Additional Data Table			
b			
c			
d			
e			

2	Capital gain net income or (net capital loss)	{ If gain, also enter in Part I, line 7 If (loss), enter -0- in Part I, line 7 }	2	4,617,077
3	Net short-term capital gain or (loss) as defined in sections 1222(5) and (6) If gain, also enter in Part I, line 8, column (c) (see instructions) If (loss), enter -0- in Part I, line 8	}	3	-115,522

Part V

Qualification Under Section 4940(e) for Reduced Tax on Net Investment Income

(For optional use by domestic private foundations subject to the section 4940(a) tax on net investment income)
If section 4940(d)(2) applies, leave this part blank

Was the foundation liable for the section 4942 tax on the distributable amount of any year in the base period? ☐ Yes ☒ No
If "Yes," the foundation does not qualify under section 4940(e) Do not complete this part

1 Enter the appropriate amount in each column for each year, see instructions before making any entries

(a) Base period years Calendar year (or tax year beginning in)	(b) Adjusted qualifying distributions	(c) Net value of noncharitable-use assets	(d) Distribution ratio (col (b) divided by col (c))
2014	5,814,198	111,829,499	0 05199
2013	5,384,309	103,742,909	0 05190
2012	5,297,710	91,650,063	0 05780
2011	4,935,855	90,704,924	0 05442
2010	5,059,814	84,160,666	0 06012

2	Total of line 1, column (d).	2	0 276235
3	Average distribution ratio for the 5-year base period—divide the total on line 2 by 5, or by the number of years the foundation has been in existence if less than 5 years	3	0 055247
4	Enter the net value of noncharitable-use assets for 2015 from Part X, line 5.	4	108,504,048
5	Multiply line 4 by line 3.	5	5,994,523
6	Enter 1% of net investment income (1% of Part I, line 27b).	6	64,306
7	Add lines 5 and 6.	7	6,058,829
8	Enter qualifying distributions from Part XII, line 4.	8	7,217,407

If line 8 is equal to or greater than line 7, check the box in Part VI, line 1b, and complete that part using a 1% tax rate See
the Part VI instructions

Part VI

Excise Tax Based on Investment Income (Section 4940(a), 4940(b), 4940(e), or 4948—see page 18 of the instructions)

1a

Exempt operating foundations described in section 4940(d)(2), check here ☐ and enter "N/A" on line 1
Date of ruling or determination letter _____
(attach copy of letter if necessary—see instructions)

b

Domestic foundations that meet the section 4940(e) requirements in Part V, check here ☒ and enter 1% of Part I, line 27b

c

All other domestic foundations enter 2% of line 27b. Exempt foreign organizations enter 4% of Part I, line 12, col. (b)

2

Tax under section 511 (domestic section 4947(a)(1) trusts and taxable foundations only. Others enter -0-)

3

Add lines 1 and 2.

4

Subtitle A (income) tax (domestic section 4947(a)(1) trusts and taxable foundations only. Others enter -0-)

5

Tax based on investment income. Subtract line 4 from line 3. If zero or less, enter -0-

6

Credits/Payments

a

2015 estimated tax payments and 2014 overpayment credited to 2015

6a

75,000

b

Exempt foreign organizations—tax withheld at source

6b

c

Tax paid with application for extension of time to file (Form 8868).

6c

d

Backup withholding erroneously withheld

6d

7

Total credits and payments. Add lines 6a through 6d.

8

Enter any **penalty** for underpayment of estimated tax. Check here ☒ if Form 2220 is attached

9

Tax due. If the total of lines 5 and 8 is more than line 7, enter **amount owed**

10

Overpayment. If line 7 is more than the total of lines 5 and 8, enter the **amount overpaid**.

11

Enter the amount of line 10 to be **Credited to 2015 estimated tax** 10,694 **Refunded**

1

64,306

2

3

64,306

4

5

64,306

6a

75,000

6b

6c

6d

7

75,000

8

9

10

10,694

11

Part VII-A

Statements Regarding Activities

1a

During the tax year, did the foundation attempt to influence any national, state, or local legislation or did it participate or intervene in any political campaign?

1a

No

b

Did it spend more than \$100 during the year (either directly or indirectly) for political purposes (see Instructions for definition)?
If the answer is "Yes" to 1a or 1b, attach a detailed description of the activities and copies of any materials published or distributed by the foundation in connection with the activities.

1b

No

c

Did the foundation file **Form 1120-POL** for this year?

1c

No

d

Enter the amount (if any) of tax on political expenditures (section 4955) imposed during the year:
(1) On the foundation \$ _____ (2) On foundation managers \$ _____

e

Enter the reimbursement (if any) paid by the foundation during the year for political expenditure tax imposed on foundation managers \$ _____

2

Has the foundation engaged in any activities that have not previously been reported to the IRS?
If "Yes," attach a detailed description of the activities.

2

No

3

Has the foundation made any changes, not previously reported to the IRS, in its governing instrument, articles of incorporation, or bylaws, or other similar instruments? *If "Yes," attach a conformed copy of the changes*

3

No

4a

Did the foundation have unrelated business gross income of \$1,000 or more during the year?

4a

No

b

If "Yes," has it filed a tax return on **Form 990-T** for this year?

4b

No

5

Was there a liquidation, termination, dissolution, or substantial contraction during the year?
If "Yes," attach the statement required by General Instruction T.

5

No

6

Are the requirements of section 508(e) (relating to sections 4941 through 4945) satisfied either:
• By language in the governing instrument, or
• By state legislation that effectively amends the governing instrument so that no mandatory directions that conflict with the state law remain in the governing instrument?

6

Yes

7

Did the foundation have at least \$5,000 in assets at any time during the year? *If "Yes," complete Part II, col. (c), and Part XV.*

7

Yes

8a

Enter the states to which the foundation reports or with which it is registered (see instructions)
 TX _____

b

If the answer is "Yes" to line 7, has the foundation furnished a copy of Form 990-PF to the Attorney General (or designate) of each state as required by General Instruction G? *If "No," attach explanation.*

8b

Yes

9

Is the foundation claiming status as a private operating foundation within the meaning of section 4942(j)(3) or 4942(j)(5) for calendar year 2015 or the taxable year beginning in 2015 (see instructions for Part XIV)?
If "Yes," complete Part XIV

9

Yes

10









Did any persons become substantial contributors during the tax year? *If "Yes," attach a schedule listing their names and addresses.*

10

No




















Part VII-A

Statements Regarding Activities *(continued)*

11	At any time during the year, did the foundation, directly or indirectly, own a controlled entity within the meaning of section 512(b)(13)? If "Yes," attach schedule (see instructions).	11		No
12	Did the foundation make a distribution to a donor advised fund over which the foundation or a disqualified person had advisory privileges? If "Yes," attach statement (see instructions)	12		No
13	Did the foundation comply with the public inspection requirements for its annual returns and exemption application? Website address  www.caldwellzoo.org	13	Yes	
14	The books are in care of  OUIJAN VINSON Telephone no  (903) 592-8191 Located at  PO BOX 4280 TYLER TX ZIP+4  75712			
15	Section 4947(a)(1) nonexempt charitable trusts filing Form 990-PF in lieu of Form 1041 —Check here  <input type="checkbox"/> and enter the amount of tax-exempt interest received or accrued during the year  15			
16	At any time during calendar year 2015, did the foundation have an interest in or a signature or other authority over a bank, securities, or other financial account in a foreign country? See instructions for exceptions and filing requirements for FinCEN Form 114, Report of Foreign Bank and Financial Accounts (FBAR) If "Yes", enter the name of the foreign country 	16	Yes	No

Part VII-B

Statements Regarding Activities for Which Form 4720 May Be Required

File Form 4720 if any item is checked in the "Yes" column, unless an exception applies.			Yes	No
1a	During the year did the foundation (either directly or indirectly) (1) Engage in the sale or exchange, or leasing of property with a disqualified person?  Yes  No (2) Borrow money from, lend money to, or otherwise extend credit to (or accept it from) a disqualified person?.  Yes  No (3) Furnish goods, services, or facilities to (or accept them from) a disqualified person?  Yes  No (4) Pay compensation to, or pay or reimburse the expenses of, a disqualified person?  Yes  No (5) Transfer any income or assets to a disqualified person (or make any of either available for the benefit or use of a disqualified person)?.  Yes  No (6) Agree to pay money or property to a government official? (Exception. Check "No" if the foundation agreed to make a grant to or to employ the official for a period after termination of government service, if terminating within 90 days).  Yes  No			
b	If any answer is "Yes" to 1a(1)–(6), did any of the acts fail to qualify under the exceptions described in Regulations section 53.4941(d)-3 or in a current notice regarding disaster assistance (see instructions)? 	1b		No
c	Did the foundation engage in a prior year in any of the acts described in 1a, other than excepted acts, that were not corrected before the first day of the tax year beginning in 2015?.	1c		No
2	Taxes on failure to distribute income (section 4942) (does not apply for years the foundation was a private operating foundation defined in section 4942(j)(3) or 4942(j)(5))			
a	At the end of tax year 2015, did the foundation have any undistributed income (lines 6d and 6e, Part XIII) for tax year(s) beginning before 2015?.  Yes  No If "Yes," list the years  20____, 20____, 20____, 20____			
b	Are there any years listed in 2a for which the foundation is not applying the provisions of section 4942(a)(2) (relating to incorrect valuation of assets) to the year's undistributed income? (If applying section 4942(a)(2) to all years listed, answer "No" and attach statement—see instructions).	2b		No
c	If the provisions of section 4942(a)(2) are being applied to any of the years listed in 2a, list the years here  20____, 20____, 20____, 20____			
3a	Did the foundation hold more than a 2% direct or indirect interest in any business enterprise at any time during the year?.  Yes  No			
b	If "Yes," did it have excess business holdings in 2015 as a result of (1) any purchase by the foundation or disqualified persons after May 26, 1969, (2) the lapse of the 5-year period (or longer period approved by the Commissioner under section 4943(c)(7)) to dispose of holdings acquired by gift or bequest, or (3) the lapse of the 10-, 15-, or 20-year first phase holding period?(<i>Use Schedule C, Form 4720, to determine if the foundation had excess business holdings in 2015.</i>)	3b		No
4a	Did the foundation invest during the year any amount in a manner that would jeopardize its charitable purposes?	4a		No
b	Did the foundation make any investment in a prior year (but after December 31, 1969) that could jeopardize its charitable purpose that had not been removed from jeopardy before the first day of the tax year beginning in 2015?	4b		No

Part VII-B

Statements Regarding Activities for Which Form 4720 May Be Required (Continued)

5a

During the year did the foundation pay or incur any amount to

(1)

Carry on propaganda, or otherwise attempt to influence legislation (section 4945(e))?

Yes

No

(2)

Influence the outcome of any specific public election (see section 4955), or to carry on, directly or indirectly, any voter registration drive?

Yes

No

(3)

Provide a grant to an individual for travel, study, or other similar purposes?

Yes

No

(4)

Provide a grant to an organization other than a charitable, etc , organization described in section 4945(d)(4)(A)? (see instructions).

Yes

No

(5)

Provide for any purpose other than religious, charitable, scientific, literary, or educational purposes, or for the prevention of cruelty to children or animals?

Yes

No

b

If any answer is "Yes" to 5a(1)–(5), did **any** of the transactions fail to qualify under the exceptions described in Regulations section 53.4945 or in a current notice regarding disaster assistance (see instructions)?

5b

No

Organizations relying on a current notice regarding disaster assistance check here.

c

If the answer is "Yes" to question 5a(4), does the foundation claim exemption from the tax because it maintained expenditure responsibility for the grant?

Yes

No

If "Yes," attach the statement required by Regulations section 53.4945–5(d).

6a

Did the foundation, during the year, receive any funds, directly or indirectly, to pay premiums on a personal benefit contract?

Yes

No

b

Did the foundation, during the year, pay premiums, directly or indirectly, on a personal benefit contract?

6b

No

If "Yes" to 6b, file Form 8870.

7a

At any time during the tax year, was the foundation a party to a prohibited tax shelter transaction?

Yes

No

b

If yes, did the foundation receive any proceeds or have any net income attributable to the transaction?

7b

No

Part VIII

Information About Officers, Directors, Trustees, Foundation Managers, Highly Paid Employees, and Contractors

1

List all officers, directors, trustees, foundation managers and their compensation (see instructions).

(a) Name and address	Title, and average hours per week (b) devoted to position	(c) Compensation (If not paid, enter -0-)	(d) Contributions to employee benefit plans and deferred compensation	Expense account, (e) other allowances
See Additional Data Table				

2

Compensation of five highest-paid employees (other than those included on line 1—see instructions). If none, enter "NONE."

(a) Name and address of each employee paid more than \$50,000	Title, and average hours per week (b) devoted to position	(c) Compensation	Contributions to employee benefit plans and deferred compensation (d)	Expense account, (e) other allowances
LS MADDOX	ASST DIRECTOR	113,654	18,303	
PO BOX 4785 TYLER,TX 75712	40 00			
O R VINSON	CONTROLLER	79,495	13,501	
PO BOX 4785 TYLER,TX 75712	32 00			
MD TUCKER	DIR VISITOR SVC	75,146	11,803	
PO BOX 4785 TYLER,TX 75712	40 00			
T G CARTER	BLDG MAINT SUPV	71,550	13,147	
PO BOX 4785 TYLER,TX 75712	40 00			
M BOYD	CONTROLLER	74,039	16,801	
PO BOX 4785 TYLER,TX 75712	40 00			
Total number of other employees paid over \$50,000.				9

Part VIII

Information About Officers, Directors, Trustees, Foundation Managers, Highly Paid Employees, and Contractors (continued)

3 Five highest-paid independent contractors for professional services (see instructions). If none, enter "NONE".		
(a) Name and address of each person paid more than \$50,000	(b) Type of service	(c) Compensation
GLENWOOD ANIMAL HOSPITAL	VETERINARY	139,901
221 N GLENWOOD TYLER, TX 75702		
MILLIMAN	INVESTMENT CONSULTNG	103,271
10000 N CENTRAL EXPRESSWAYSTE 1500 DALLAS, TX 75231		
OAK LEAF MEDIA GROUP LLC	MARKETING	84,304
119 UNIVERSITY PLACE TYLER, TX 75702		
CLR DESIGN INC	DESIGN CONSULTING	339,332
833 CHESTNUT STREET STE 1000 PHILADELPHIA, PA 19107		
TWEEDY BROWNE CO LLC	INVESTMENT MGMT	85,376
ONE STATION PLACE STAMFORD, CT 06902		
Total number of others receiving over \$50,000 for professional services.		

Part IX-A

Summary of Direct Charitable Activities

List the foundation's four largest direct charitable activities during the tax year. Include relevant statistical information such as the number of organizations and other beneficiaries served, conferences convened, research papers produced, etc	Expenses
1 THE CALDWELL FOUNDATION WAS FORMED TO SUPPORT CHARITABLE AND EDUCATIONAL PROGRAMS THROUGH MAINTAINING AND OPERATING THE CALDWELL ZOO AND OTHER EDUCATIONAL EXHIBITS APPROXIMATELY 268,279 PEOPLE VISITED THE ZOO IN 2015	7,217,407
2	
3	
4	

Part IX-B

Summary of Program-Related Investments (see instructions)

Describe the two largest program-related investments made by the foundation during the tax year on lines 1 and 2	Amount
1	
2	
All other program-related investments See instructions	
3	
Total. Add lines 1 through 3	

Part X

Minimum Investment Return

(All domestic foundations must complete this part. Foreign foundations,see instructions.)

1	Fair market value of assets not used (or held for use) directly in carrying out charitable, etc , purposes		
a	Average monthly fair market value of securities.	1a	97,322,149
b	Average of monthly cash balances.	1b	9,836,148
c	Fair market value of all other assets (see instructions).	1c	2,998,097
d	Total (add lines 1a, b, and c).	1d	110,156,394
e	Reduction claimed for blockage or other factors reported on lines 1a and 1c (attach detailed explanation).	1e	0
2	Acquisition indebtedness applicable to line 1 assets.	2	
3	Subtract line 2 from line 1d.	3	110,156,394
4	Cash deemed held for charitable activities Enter 1 1/2% of line 3 (for greater amount, see instructions).	4	1,652,346
5	Net value of noncharitable-use assets.Subtract line 4 from line 3 Enter here and on Part V, line 4	5	108,504,048
6	Minimum investment return.Enter 5% of line 5.	6	5,425,202

Part XI

Distributable Amount

(see instructions) (Section 4942(j)(3) and (j)(5) private operating foundations and certain foreign organizations check here ☒ and do not complete this part.)

1	Minimum investment return from Part X, line 6.	1	
2a	Tax on investment income for 2015 from Part VI, line 5.	2a	
b	Income tax for 2015 (This does not include the tax from Part VI).	2b	
c	Add lines 2a and 2b.	2c	
3	Distributable amount before adjustments Subtract line 2c from line 1.	3	
4	Recoveries of amounts treated as qualifying distributions.	4	
5	Add lines 3 and 4.	5	
6	Deduction from distributable amount (see instructions).	6	
7	Distributable amountas adjusted Subtract line 6 from line 5 Enter here and on Part XIII, line 1.	7	

Part XII

Qualifying Distributions (see instructions)

1	Amounts paid (including administrative expenses) to accomplish charitable, etc , purposes		
a	Expenses, contributions, gifts, etc —total from Part I, column (d), line 26.	1a	5,486,174
b	Program-related investments—total from Part IX-B.	1b	
2	Amounts paid to acquire assets used (or held for use) directly in carrying out charitable, etc , purposes.	2	1,731,233
3	Amounts set aside for specific charitable projects that satisfy the		
a	Suitability test (prior IRS approval required).	3a	
b	Cash distribution test (attach the required schedule).	3b	
4	Qualifying distributions.Add lines 1a through 3b Enter here and on Part V, line 8, and Part XIII, line 4	4	7,217,407
5	Foundations that qualify under section 4940(e) for the reduced rate of tax on net investment income Enter 1% of Part I, line 27b (see instructions).	5	64,306
6	Adjusted qualifying distributions.Subtract line 5 from line 4.	6	7,153,101
Note:The amount on line 6 will be used in Part V, column (b), in subsequent years when calculating whether the foundation qualifies for the section 4940(e) reduction of tax in those years			

Part XIII

Undistributed Income (see instructions)

	(a) Corpus	(b) Years prior to 2014	(c) 2014	(d) 2015
1 Distributable amount for 2015 from Part XI, line 7				
2 Undistributed income, if any, as of the end of 2015				
a Enter amount for 2014 only.				
b Total for prior years 20____, 20____, 20____				
3 Excess distributions carryover, if any, to 2015				
a From 2010.				
b From 2011.				
c From 2012.				
d From 2013.				
e From 2014.				
f Total of lines 3a through e.				
4 Qualifying distributions for 2015 from Part XII, line 4 ▶ \$ _____				
a Applied to 2014, but not more than line 2a				
b Applied to undistributed income of prior years (Election required—see instructions).				
c Treated as distributions out of corpus (Election required—see instructions).				
d Applied to 2015 distributable amount.				
e Remaining amount distributed out of corpus				
5 Excess distributions carryover applied to 2015 (If an amount appears in column (d), the same amount must be shown in column (a).)				
6 Enter the net total of each column as indicated below:				
a Corpus Add lines 3f, 4c, and 4e Subtract line 5				
b Prior years' undistributed income Subtract line 4b from line 2b				
c Enter the amount of prior years' undistributed income for which a notice of deficiency has been issued, or on which the section 4942(a) tax has been previously assessed.				
d Subtract line 6c from line 6b Taxable amount—see instructions				
e Undistributed income for 2014 Subtract line 4a from line 2a Taxable amount—see instructions				
f Undistributed income for 2016 Subtract lines 4d and 5 from line 1 This amount must be distributed in 2015				
7 Amounts treated as distributions out of corpus to satisfy requirements imposed by section 170(b)(1)(F) or 4942(g)(3) (Election may be required - see instructions).				
8 Excess distributions carryover from 2010 not applied on line 5 or line 7 (see instructions). . .				
9 Excess distributions carryover to 2016. Subtract lines 7 and 8 from line 6a				
10 Analysis of line 9				
a Excess from 2011.				
b Excess from 2012.				
c Excess from 2013.				
d Excess from 2014.				
e Excess from 2015.				

Part XIV

Private Operating Foundations (see instructions and Part VII-A, question 9)

1a

If the foundation has received a ruling or determination letter that it is a private operating foundation, and the ruling is effective for 2015, enter the date of the ruling.

1998-07-01

b

Check box to indicate whether the organization is a private operating foundation described in section ☒ 4942(j)(3) or ☐ 4942(j)(5)

2a

Enter the lesser of the adjusted net income from Part I or the minimum investment return from Part X for each year listed

Tax year	Prior 3 years				(e) Total
(a) 2015	(b) 2014	(c) 2013	(d) 2012		
3,632,034	4,890,833	4,760,615	4,198,878	17,482,360	
3,087,229	4,157,208	4,046,523	3,569,046	14,860,006	
7,217,407	5,814,198	5,384,309	5,360,008	23,775,922	
	5,000	5,000	5,000	15,000	
7,217,407	5,809,198	5,379,309	5,355,008	23,760,922	

b

85% of line 2a

c

Qualifying distributions from Part XII, line 4 for each year listed

d

Amounts included in line 2c not used directly for active conduct of exempt activities

e

Qualifying distributions made directly for active conduct of exempt activities Subtract line 2d from line 2c

3

Complete 3a, b, or c for the alternative test relied upon

a

"Assets" alternative test—enter

1

Value of all assets

2

Value of assets qualifying under section 4942(j)(3)(B)(i)

b

"Endowment" alternative test— enter 2/3 of minimum investment return shown in Part X, line 6 for each year listed.

c

"Support" alternative test—enter

1

Total support other than gross investment income (interest, dividends, rents, payments on securities loans (section 512(a)(5)), or royalties)

2

Support from general public and 5 or more exempt organizations as provided in section 4942(j)(3)(B)(iii).

3

Largest amount of support from an exempt organization

4

Gross investment income

Part XV

Supplementary Information (Complete this part only if the organization had \$5,000 or more in assets at any time during the year—see instructions.)

1

Information Regarding Foundation Managers:

a

List any managers of the foundation who have contributed more than 2% of the total contributions received by the foundation before the close of any tax year (but only if they have contributed more than \$5,000) (See section 507(d)(2))

b

List any managers of the foundation who own 10% or more of the stock of a corporation (or an equally large portion of the ownership of a partnership or other entity) of which the foundation has a 10% or greater interest

2

Information Regarding Contribution, Grant, Gift, Loan, Scholarship, etc., Programs:

Check here ☒ if the foundation only makes contributions to preselected charitable organizations and does not accept unsolicited requests for funds If the foundation makes gifts, grants, etc (see instructions) to individuals or organizations under other conditions, complete items 2a, b, c, and d

a

The name, address, and telephone number or email address of the person to whom applications should be addressed

b

The form in which applications should be submitted and information and materials they should include

c

Any submission deadlines

d

Any restrictions or limitations on awards, such as by geographical areas, charitable fields, kinds of institutions, or other factors

3 Grants and Contributions Paid During the Year or Approved for Future Payment

Form **990-PF** (2015)

Enter gross amounts unless otherwise indicated		Unrelated business income		Excluded by section 512, 513, or 514		(e) Related or exempt function income (See instructions)
	(a) Business code	(b) Amount	(c) Exclusion code	(d) Amount		
1 Program service revenue						
a <u>ADMISSION INCOME</u>						1,925,675
b _____						
c _____						
d _____						
e _____						
f _____						
g Fees and contracts from government agencies						
2 Membership dues and assessments.						
3 Interest on savings and temporary cash investments			14	23,612		
4 Dividends and interest from securities. . . .			14	2,072,618		
5 Net rental income or (loss) from real estate						
a Debt-financed property.						
b Not debt-financed property.						
6 Net rental income or (loss) from personal property						
7 Other investment income.			15	649,220		
8 Gain or (loss) from sales of assets other than inventory			18	4,610,076		7,001
9 Net income or (loss) from special events						
10 Gross profit or (loss) from sales of inventory			3	349,645		305,353
11 Other revenue a <u>ANIMAL SALES</u>						560
b <u>AVIARY SEED STICK INCOME</u>						66,271
c <u>FISH FEEDER INCOME</u>						21,965
d <u>OTHER MISC INCOME</u>						68,325
e _____						
12 Subtotal Add columns (b), (d), and (e). . .				7,705,171		2,395,150
13 Total. Add line 12, columns (b), (d), and (e).				13 7,705,171		10,100,321
(See worksheet in line 13 instructions to verify calculations)						

[illegible]

d If the answer to any of the above is "Yes," complete the following schedule. Column **(b)** should always show the fair market value of the goods, other assets, or services given by the reporting foundation. If the foundation received less than fair market value in any transaction or sharing arrangement, show in column **(d)** the value of the goods, other assets, or services received.

	Yes	No
1a(1)		No
1a(2)		No
1b(1)		No
1b(2)		No
1b(3)		No
1b(4)		No
1b(5)		No
1b(6)		No
1c		No

[illegible]

b If "Yes," complete the following schedule

(a) Name of organization	(b) Type of organization	(c) Description of relationship

Under penalties of perjury, I declare that I have examined this return, including accompanying schedules and statements, and to the best of my knowledge and belief, it is true, correct, and complete. Declaration of preparer (other than taxpayer) is based on all information of which preparer has any knowledge.

* * * * *

Title

May the IRS discuss this return with the preparer shown below
(see instr)? ☒ Yes ☐ No

Phone no | (903) 597-6311

Form 990PF Part IV - Capital Gains and Losses for Tax on Investment Income - Columns a - d

List and describe the kind(s) of property sold (e g , real estate, (a) 2-story brick warehouse, or common stock, 200 shs MLC Co)	(b) How acquired P—Purchase D—Donation	(c) Date acquired (mo , day, yr)	(d) Date sold (mo , day, yr)
SSGA S&P 500 EQUAL WEIGHTED INDEX CTF	P	2015-12-01	2015-12-31
SSGA S&P 500 EQUAL WEIGHTED INDEX CTF	P	2001-01-01	2015-12-31
SSGA S&P 500 EQUAL WEIGHTED INDEX CTF	P	2015-12-01	2015-12-31
SSGA S&P 500 EQUAL WEIGHTED INDEX CTF	P	2001-01-01	2015-12-31
SHORT TERM SALES	P	2015-12-01	2015-12-31
LONG TERM SALES - SEE SCHEDULE	P	2001-01-01	2015-12-31
OTHER CURRENCY GAINS/LOSSES	P	2015-12-01	2015-12-31
DFA-ALLOCATED LONG TERM GAINS	P	2001-01-01	2015-12-31
VANGUARD-ALLOCATED SHORT TERM GAINS	P	2015-12-01	2015-12-31
VANGUARD-ALLOCATED LONG TERM GAINS	P	2001-01-01	2015-12-31

Form 990PF Part IV - Capital Gains and Losses for Tax on Investment Income - Columns e - h

(e) Gross sales price	(f) Depreciation allowed (or allowable)	(g) Cost or other basis plus expense of sale	(h) Gain or (loss) (e) plus (f) minus (g)
		16,444	-16,444
1,114,867			1,114,867
684			684
1,027			1,027
1,721,560		1,710,885	10,675
10,918,186		8,402,959	2,515,227
		7,007	-7,007
196,069			196,069
13,395			13,395
213,267			213,267

Form 990PF Part IV - Capital Gains and Losses for Tax on Investment Income - Columns i - l

Complete only for assets showing gain in column (h) and owned by the foundation on 12/31/69			(l) Gains (Col (h) gain minus col (k), but not less than -0-) or Losses (from col (h))
(i) F M V as of 12/31/69	(j) Adjusted basis as of 12/31/69	(k) Excess of col (i) over col (j), if any	
			-16,444
			1,114,867
			684
			1,027
			10,675
			2,515,227
			-7,007
			196,069
			13,395
			213,267

Form 990PF Part IV - Capital Gains and Losses for Tax on Investment Income - Columns a - d

List and describe the kind(s) of property sold (e g , real estate, (a) 2-story brick warehouse, or common stock, 200 shs MLC Co)	(b) How acquired P—Purchase D—Donation	(c) Date acquired (mo , day, yr)	(d) Date sold (mo , day, yr)
WESTWOOD-ALLOCATED SHORT TERM GAINS	P	2015-12-01	2015-12-31
WESTWOOD-ALLOCATED LONG TERM GAINS	P	2001-01-01	2015-12-31
GMO-ALLOCATED SHORT TERM GAINS	P	2015-12-01	2015-12-31
GMO-ALLOCATED LONG TERM GAINS	P	2001-01-01	2015-12-31
ST FOREIGN CURRENCY CONTRACTS-SEE SCHED	P	2015-12-01	2015-12-31
LT FOREIGN CURRENCY CONTRACTS-SEE SCHED	P	2001-01-01	2015-12-31
ICE CREAM MACHINE	P	1999-02-11	2015-12-02
TRACTOR - SECURITY CART	P	2004-06-01	2015-10-01
JD GATOR W/CAB-BLDG MAINT	P	2005-10-31	2015-08-01
JD 4X2 GATOR - MAMMALS	P	2007-06-28	2015-08-01

Form 990PF Part IV - Capital Gains and Losses for Tax on Investment Income - Columns e - h

(e) Gross sales price	(f) Depreciation allowed (or allowable)	(g) Cost or other basis plus expense of sale	(h) Gain or (loss) (e) plus (f) minus (g)
		68,274	-68,274
178,044			178,044
7,916			7,916
61,577			61,577
4,137,030		4,193,497	-56,467
3,492,554		3,047,034	445,520
5,000	23,093	23,093	5,000
1,375	8,289	8,289	1,375
1,565	8,556	8,556	1,565
995	8,320	8,320	995

Form 990PF Part IV - Capital Gains and Losses for Tax on Investment Income - Columns i - l

Complete only for assets showing gain in column (h) and owned by the foundation on 12/31/69			(l) Gains (Col (h) gain minus col (k), but not less than -0-) or Losses (from col (h))
(i) F M V as of 12/31/69	(j) Adjusted basis as of 12/31/69	(k) Excess of col (i) over col (j), if any	
			-68,274
			178,044
			7,916
			61,577
			-56,467
			445,520
			5,000
			1,375
			1,565
			995

Form 990PF Part IV - Capital Gains and Losses for Tax on Investment Income - Columns a - d

List and describe the kind(s) of property sold (e g , real estate, (a) 2-story brick warehouse, or common stock, 200 shs MLC Co)	(b) How acquired P—Purchase D—Donation	(c) Date acquired (mo , day, yr)	(d) Date sold (mo , day, yr)
ROOF	P	1990-02-01	2015-04-30
AFRICAN REPTILE A/C UNIT	P	1992-07-01	2015-05-31

Form 990PF Part IV - Capital Gains and Losses for Tax on Investment Income - Columns e - h

(e) Gross sales price	(f) Depreciation allowed (or allowable)	(g) Cost or other basis plus expense of sale	(h) Gain or (loss) (e) plus (f) minus (g)
	10,942	11,766	-824
	2,470	3,580	-1,110

Form 990PF Part IV - Capital Gains and Losses for Tax on Investment Income - Columns i - l

Complete only for assets showing gain in column (h) and owned by the foundation on 12/31/69			(l) Gains (Col (h) gain minus col (k), but not less than -0-) or Losses (from col (h))
(i) F M V as of 12/31/69	(j) Adjusted basis as of 12/31/69	(k) Excess of col (i) over col (j), if any	
			-824
			-1,110

Form 990PF Part VIII Line 1 - List all officers, directors, trustees, foundation managers and their compensation

(a) Name and address	Title, and average hours per week (b) devoted to position	(c) Compensation(If not paid, enter -0-)	(d) Contributions to employee benefit plans and deferred compensation	Expense account, (e) other allowances
MS MCARTHUR	Chairman 40 00	234,408	14,823	
PO BOX 4280 TYLER,TX 75712				
EH CALDWELL	Exec DIRECTOR 40 00	182,224	16,935	
PO BOX 4785 TYLER,TX 75712				
HS MCARTHUR	EXEC V-PRES 40 00	128,981	11,634	
PO BOX 4280 TYLER,TX 75712				
PEYTON M LAKE	BOARD MEMBER 3 00	15,000		
PO BOX 179 TYLER,TX 75710				
DEE DEE BUFE	BOARD MEMBER 3 00	15,000		
3513 FRY AVE TYLER,TX 75701				

TY 2015 Accounting Fees Schedule

Name: THE CALDWELL FOUNDATION

EIN: 75-6004080

Software ID: 15000324

Software Version: 2015v2.0

Category	Amount	Net Investment Income	Adjusted Net Income	Disbursements for Charitable Purposes
ACCOUNTING/AUDITING FEES	26,000	17,550	17,550	8,450

Note: To capture the full content of this document, please select landscape mode (11" x 8.5") when printing.

TY 2015 Depreciation Schedule

Name: THE CALDWELL FOUNDATION

EIN: 75-6004080

Software ID: 15000324

Software Version: 2015v2.0

Description of Property	Date Acquired	Cost or Other Basis	Prior Years' Depreciation	Computation Method	Rate / Life (# of years)	Current Year's Depreciation Expense	Net Investment Income	Adjusted Net Income	Cost of Goods Sold Not Included
AFRICAN THEME PHASE II	1992-07-01	3,128,722	2,112,593	SL	31 5000	98,267			
MAINTENANCE BLDG	1992-10-31	225,480	154,033	SL	31 5000	7,794			
PERIMETER FENCE	1993-04-30	33,796	22,427	SL	31 5000	1,073			
MAINTENANCE GARAGE	1994-07-01	369,334	193,754	SL	39 0000	9,470			
ADM OFFICE BLDG	1989-05-01	644,430	514,613	SL	28 9600	22,255			
PURCHASING BLDG	1990-02-01	622,538	562,541	SL	3 64 %	22,474			
3037 W GENTRY	1993-07-31	59,309	48,416	SL	3 64 %	2,156			
3043 W GENTRY	1993-07-31	58,479	47,747	SL	3 64 %	2,126			
3025 W GENTRY	1994-07-01	19,138	14,239	SL	3 64 %	696			
GENERAL BLDG & IMPROVEMEN	1997-07-01	11,500	6,388	SL	31 5000	365			
PERIMETER FENCE	2000-10-31	2,822	2,713	SL	15 0000	109			
FENCING - ZONE C	2001-10-01	20,193	17,837	SL	15 0000	1,346			
RESTROOM - ZONE C	2001-10-01	321,865	142,157	SL	30 0000	10,729			
FLAMINGO HOLDING	2002-04-01	322,837	136,309	SL	30 0000	10,761			
MAMMAL HOLDING	2002-04-01	201,184	84,944	SL	30 0000	6,706			
HORTICULTURE BLDG	2002-04-01	325,356	137,372	SL	30 0000	10,846			
ZONE D - FENCING	2002-06-01	21,284	17,737	SL	15 0000	1,419			
ZONE A - ANIMAL HEALTH	2002-06-01	664,832	277,013	SL	30 0000	22,161			
BUS PARKING FENCING	2003-06-15	4,818	3,721	SL	15 0000	321			
MAIN ENTRY - RESTROOM	2003-10-31	110,000	40,944	SL	30 0000	3,667			

Description of Property	Date Acquired	Cost or Other Basis	Prior Years' Depreciation	Computation Method	Rate / Life (# of years)	Current Year's Depreciation Expense	Net Investment Income	Adjusted Net Income	Cost of Goods Sold Not Included
MAIN ENTRY - VISITOR SVCS	2003-10-31	207,561	77,259	SL	30 0000	6,919			
GIFT SHOP #2	2003-10-31	171,220	63,732	SL	30 0000	5,707			
AVIARY-WILDBIRD WALKABOUT	2005-07-31	15,179	14,294	SL	10 0000	885			
UPPER BOX CULVERT	2005-08-01	298,442	281,032	SL	10 0000	17,410			
EDUCATION HUTS PROJECT	2006-05-01	33,032	28,014	SL	10 0000	3,170			
MAIN ENTRY/PLAZA UPGRADE	2006-06-01	370,617	315,024	SL	10 0000	37,062			
GREENHOUSE	2006-08-01	49,827	41,523	SL	10 0000	4,982			
CONC FREEZER	2007-12-01	5,105	5,043	SL	7 0000	62			
GATE OPENERS-SVC ENTRANCE	2008-03-27	9,200	8,870	SL	7 0000	330			
HI TEMP DISHWASHER (COMM)	2008-07-31	6,228	5,709	SL	7 0000	519			
WATERFOWL BREEDING LINE	2008-05-01	11,232	7,394	SL	10 0000	1,124			
ANIMAL HOLDING/QUARANTINE	2008-12-31	187,821	37,564	SL	31 5000	6,261			
TEXAS REPTILE ROOF	2009-03-06	21,725	12,492	SL	10 0000	2,172			
PRAIRIE CHICKEN EXHIBIT	2009-04-16	2,540	1,439	SL	10 0000	254			
RHINO HOUSE BOILER	2009-12-31	13,840	9,886	SL	7 0000	1,977			
AIR CONDITIONER	2010-08-25	11,850	7,336	SL	7 0000	1,693			
AFRICAN HS BARN - HEATER	2010-05-01	8,985	5,990	SL	7 0000	1,284			
REPEATER-RADIO COMMUNICAT	2010-05-27	2,951	2,705	SL	5 0000	246			
COPIER-ANIMAL SERVIES	2010-11-18	5,260	4,296	SL	5 0000	964			
2009 GMC VAN	2010-02-18	19,999	19,332	SL	5 0000	667			

Description of Property	Date Acquired	Cost or Other Basis	Prior Years' Depreciation	Computation Method	Rate / Life (# of years)	Current Year's Depreciation Expense	Net Investment Income	Adjusted Net Income	Cost of Goods Sold Not Included
TX HOOFSTOCK BARN-OUTDR	2010-05-06	6,344	2,908	SL	10 0000	634			
GYNA'S COMPUTER	2011-05-19	1,983	1,777	SL	4 0000	206			
VS-A/C UNIT REPLACEMENT	2011-05-26	10,150	7,274	SL	5 0000	2,030			
GS-A/C UNIT REPLACEMENT	2011-05-30	10,560	7,568	SL	5 0000	2,112			
TEXAS TANK - FILTER SYSTE	2011-06-02	4,135	2,068	SL	7 0000	591			
OPTICON WITH SOFTWARE	2011-07-28	2,067	1,766	SL	4 0000	301			
ADP - TIMECOCK	2011-07-15	4,463	3,050	SL	5 0000	893			
RHINO HOUSE WATER HEATER	2011-08-11	4,139	2,760	SL	5 0000	828			
ALLIGATOR POND REPAIR	2011-05-01	38,283	13,718	SL	10 0000	3,828			
SOUTH AMERICA SEWER LINE	2011-06-01	1,852	648	SL	10 0000	185			
BEAR EXHIBIT	2011-06-01	165,600	57,960	SL	10 0000	16,560			
TORTOISE HOLDING	2011-07-01	6,051	2,067	SL	10 0000	605			
SERVER	2012-06-01	5,925	3,703	SL	4 0000	1,481			
MAS90 UPGRADE	2012-07-01	3,383	2,725	SL	3 0000	658			
TORO WORKMAN - GROUNDS	2012-01-19	21,171	12,349	SL	5 0000	4,234			
CAT HOLDING - HEAT & A/C	2012-02-08	22,930	9,282	SL	7 0000	3,276			
VIS SVCX COPIER	2012-02-08	3,995	2,263	SL	5 0000	799			
PHOTOPASS PRINTER	2012-02-08	2,223	1,260	SL	5 0000	445			
TX HOOFSTOCK WELL PUMP	2012-03-08	2,000	786	SL	7 0000	286			
ENTRY RESTROOM A/C	2012-03-22	12,295	4,829	SL	7 0000	1,756			

Description of Property	Date Acquired	Cost or Other Basis	Prior Years' Depreciation	Computation Method	Rate / Life (# of years)	Current Year's Depreciation Expense	Net Investment Income	Adjusted Net Income	Cost of Goods Sold Not Included
KUBOTO MOWER	2012-07-12	10,845	5,242	SL	5 0000	2,169			
ZOO ADMIN A/C	2012-07-26	11,750	5,679	SL	5 0000	2,350			
CONC #3 A/C UNIT (12 TON)	2012-09-06	16,952	5,651	SL	7 0000	2,422			
GRAPHICS (ANIMAL SIGN)	2012-09-20	4,942	2,305	SL	5 0000	988			
ZOO ADMIN A/C CONTROLS	2012-10-04	24,070	8,024	SL	7 0000	3,439			
CAT HOLDING ROOF	2012-02-08	20,812	5,897	SL	10 0000	2,081			
TIGER EXHIBIT RENO	2012-03-15	40,478	11,131	SL	10 0000	4,048			
TX RESTROOM MODIFICATIONS	2012-04-19	6,915	1,844	SL	10 0000	692			
SO AMERICA BEAUTIFICATION	2012-04-26	52,731	14,062	SL	10 0000	5,273			
OVERLOOK TRELLIS	2012-05-03	20,339	5,254	SL	10 0000	2,034			
CULVERT UNDER SVC RD REPA	2012-05-31	7,485	1,934	SL	10 0000	748			
EDUC HUTS ROOF - THATCH	2012-07-26	3,354	2,608	SL	3 0000	746			
COPIER	2013-01-23	12,020	4,608	SL	5 0000	2,404			
TRACTOR	2013-02-21	38,175	6,999	SL	10 0000	3,818			
ISIS - ZIMS ANIMAL SOFTWR	2013-03-04	15,000	6,562	SL	4 0000	3,750			
TEXAS REPTILE AIR PUMP	2013-06-13	5,467	1,172	SL	7 0000	781			
KUBOTA CART - GARAGE	2013-06-20	12,200	3,660	SL	5 0000	2,440			
COMMISSARY REFRIGERATION	2013-09-19	29,679	5,300	SL	7 0000	4,240			
ICE MACHINE - BLDG MAINT	2013-10-17	2,690	448	SL	7 0000	384			
BEAR EXHIBIT FAN	2013-12-31	2,600	371	SL	7 0000	371			

Description of Property	Date Acquired	Cost or Other Basis	Prior Years' Depreciation	Computation Method	Rate / Life (# of years)	Current Year's Depreciation Expense	Net Investment Income	Adjusted Net Income	Cost of Goods Sold Not Included
CRANE HLDG BARN & PENS	2013-06-27	14,504	2,176	SL	10 0000	1,450			
PRAIRIE CHICKEN PEN EXT	2013-11-14	3,494	379	SL	10 0000	349			
EMER BACKUP HYDRAULIC PUM	2014-02-13	6,062	722	SL	7 0000	866			
PURCH BLDG A/C UNIT REPLA	2014-05-08	4,975	415	SL	7 0000	711			
CONC#2 ICE MACHINE REPLAC	2014-05-15	5,276	440	SL	7 0000	754			
FLAMINGO OZONE SYSTEM	2014-05-15	15,123	1,260	SL	7 0000	2,160			
LEMUR OZONE SYSTEM	2014-05-15	21,200	1,767	SL	7 0000	3,029			
CONC #3 ICE MACHINE	2014-09-18	8,040	287	SL	7 0000	1,149			
AT&T PHONE SYSTEM	2014-10-02	27,991	933	SL	5 0000	5,598			
BONGO WATERFALL PUMP	2014-10-30	2,950	70	SL	7 0000	421			
AFRICAN REPTILE CHARCOAL	2014-12-04	2,607		SL	7 0000	372			
GALAXY SERVER REPLACEMENT	2014-12-30	14,754		SL	4 0000	3,689			
CAT HOUSE - CAGING	2014-06-30	5,301	265	SL	10 0000	530			
OTTER HOUSE ROOF REPLACEM	2014-12-18	3,200		SL	10 0000	320			
UPPER PARKING LOT LANDSCA	2014-12-18	6,557		SL	5 0000	1,311			
KUBOTA CART REPLACEMENT	2015-01-15	8,440		SL	5 0000	1,547			
CONC MAKE TABLE	2015-02-26	2,524		SL	7 0000	300			
AFRICAN REPTILE AC UNIT	2015-04-30	5,990		SL	7 0000	570			
KUBOTA CART	2015-07-09	8,440		SL	5 0000	703			
FLAMINGO MOAT CLA-VALVE	2015-09-03	2,824		SL	7 0000	101			

Description of Property	Date Acquired	Cost or Other Basis	Prior Years' Depreciation	Computation Method	Rate / Life (# of years)	Current Year's Depreciation Expense	Net Investment Income	Adjusted Net Income	Cost of Goods Sold Not Included
FLAMINGO FILTRATION SYSTE	2015-09-03	3,500		SL	7 0000	125			
VIS SCVS KAWASAKI CART	2015-09-03	10,400		SL	5 0000	520			
VERIPHONE CHIP CC TERMINA	2015-10-31	5,388		SL	4 0000	225			
GALAXY POS SOFTWARE UPGRA	2015-11-19	8,716		SL	4 0000	182			
2015 GMC SIERRA 2500	2015-11-19	35,254		SL	5 0000	588			
ROOF REPLACEMENT	2015-03-19	21,130		SL	10 0000	1,585			
WATER UTILITY IMPROVEMENT	2015-09-01	245,921		SL	10 0000	6,148			
PURCHASING BUILDING	1990-02-01	11,766	10,817	SL	3 64 %	125			
AFRICAN THEME PHASE II	1992-07-01	3,580	2,423	SL	31 5000	47			

**TY 2015 Land, Etc.
Schedule****Name:** THE CALDWELL FOUNDATION**EIN:** 75-6004080**Software ID:** 15000324**Software Version:** 2015v2.0

Category / Item	Cost / Other Basis	Accumulated Depreciation	Book Value	End of Year Fair Market Value
Auto./Transportation Equip.	143,195	108,529	34,666	34,666
Furniture and Fixtures	1,139,132	825,304	313,828	313,828
Buildings	19,769,108	16,471,573	3,297,535	3,297,535
Land	1,749,949		1,749,949	1,749,949

TY 2015 Legal Fees Schedule

Name: THE CALDWELL FOUNDATION

EIN: 75-6004080

Software ID: 15000324

Software Version: 2015v2.0

Category	Amount	Net Investment Income	Adjusted Net Income	Disbursements for Charitable Purposes
LEGAL	81,272	45,460	45,460	35,812

TY 2015 Other Assets Schedule**Name:** THE CALDWELL FOUNDATION**EIN:** 75-6004080**Software ID:** 15000324**Software Version:** 2015v2.0

Description	Beginning of Year - Book Value	End of Year - Book Value	End of Year - Fair Market Value
CONSTRUCTION IN PROGRESS	380,782	1,711,351	1,711,351
Net Intangible Assets	20,000	20,000	1,948,763

TY 2015 Other Expenses Schedule**Name:** THE CALDWELL FOUNDATION**EIN:** 75-6004080**Software ID:** 15000324**Software Version:** 2015v2.0

Description	Revenue and Expenses per Books	Net Investment Income	Adjusted Net Income	Disbursements for Charitable Purposes
ANIMAL EXPENSE	553,375			553,375
COMMUNICATIONS	36,171	5,055	5,055	31,116
CONTRACT LABOR	256,399			256,399
MAINTENANCE & REPAIR	263,672	11,350	11,350	252,322
OTHER EMPLOYEE EXPENSES	69,085	15,697	15,697	53,388
OTHER EXPENSES	203,585	8,460	8,460	195,125
PUBLIC RELATIONS	90			90
SUPPLIES	138,086	3,653	3,653	134,433
VEHICLE EXPENSE	44,227			44,227
X-EXPENSES ALLOC TO CHARITABLE INCOME			919,272	-919,272

TY 2015 Other Income Schedule

Name: THE CALDWELL FOUNDATION

EIN: 75-6004080

Software ID: 15000324

Software Version: 2015v2.0

Description	Revenue And Expenses Per Books	Net Investment Income	Adjusted Net Income
ADMISSION INCOME	1,925,675		1,925,675
ANIMAL SALES	560		560
AVIARY SEED STICK INCOME	66,271		66,271
FISH FEEDER INCOME	21,965		21,965
Other Investment Income	649,220	649,220	649,220
OTHER MISC INCOME	68,325		68,325

TY 2015 Other Liabilities Schedule**Name:** THE CALDWELL FOUNDATION**EIN:** 75-6004080**Software ID:** 15000324**Software Version:** 2015v2.0

Description	Beginning of Year - Book Value	End of Year - Book Value
SALES TAX PAYABLE	1,457	1,413

TY 2015 Other Professional Fees Schedule**Name:** THE CALDWELL FOUNDATION**EIN:** 75-6004080**Software ID:** 15000324**Software Version:** 2015v2.0

Category	Amount	Net Investment Income	Adjusted Net Income	Disbursements for Charitable Purposes
CONSULTING FEES	178,630	141,945	141,945	36,685
INVESTMENT MGMT FEES	179,818	179,818	179,818	0

TY 2015 Sales Of Inventory Schedule**Name:** THE CALDWELL FOUNDATION**EIN:** 75-6004080**Software ID:** 15000324**Software Version:** 2015v2.0

Category	Gross Sales	Cost of Goods Sold	Net (Gross Sales Minus Cost of Goods Sold)
GIFT SHOP SALES	609,053	303,700	305,353
CONCESSION SALES	473,066	123,421	349,645

TY 2015 Taxes Schedule**Name:** THE CALDWELL FOUNDATION**EIN:** 75-6004080**Software ID:** 15000324**Software Version:** 2015v2.0

Category	Amount	Net Investment Income	Adjusted Net Income	Disbursements for Charitable Purposes
AD VALOREM TAXES	92,496	92,496	92,496	
EXCISE TAX	78,524			

THE CALDWELL FOUNDATION
75-6004080
SCHEDULE OF FOREIGN CURRENCY CONTRACT GAINS/LOSSES
2015

PAYABLE	RECEIVABLE	DATE ACQUIRED	DATE SOLD	PROCEEDS	COST	GAIN/(LOSS)
U S DOLLAR	CANADIAN DOLLAR	11/20/2014	7/24/2015	19,134	21,999	(2,865)
U S DOLLAR	CANADIAN DOLLAR	12/1/2014	7/24/2015	13,777	15,794	(2,017)
U S DOLLAR	CANADIAN DOLLAR	12/8/2014	7/24/2015	17,604	19,948	(2,344)
U S DOLLAR	CANADIAN DOLLAR	12/16/2014	7/24/2015	11,481	12,845	(1,364)
U S DOLLAR	JAPANESE YEN	10/31/2014	5/7/2015	81,182	86,576	(5,394)
U S DOLLAR	CANADIAN DOLLAR	1/30/2015	7/24/2015	12,246	12,583	(337)
U S DOLLAR	BRAZIL REAL	7/28/2014	1/5/2015	34,948	41,037	(6,088)
U S DOLLAR	JAPANESE YEN	12/2/2014	5/7/2015	21,046	21,146	(100)
U S DOLLAR	EURO CURRENCY UNIT	12/2/2014	4/15/2015	84,872	99,203	(14,331)
U S DOLLAR	EURO CURRENCY UNIT	12/2/2014	3/18/2015	115,158	134,136	(18,977)
U S DOLLAR	BRAZIL REAL	9/30/2014	1/5/2015	74,010	79,866	(5,856)
U S DOLLAR	EURO CURRENCY UNIT	12/2/2014	2/13/2015	84,170	91,489	(7,319)
U S DOLLAR	POUND STERLING	12/2/2014	1/29/2015	67,842	70,363	(2,521)
U S DOLLAR	POUND STERLING	12/16/2014	1/29/2015	90,456	94,487	(4,031)
U S DOLLAR	POUND STERLING	4/24/2015	4/30/2015	110,385	109,024	1,361
U S DOLLAR	EURO CURRENCY UNIT	4/24/2015	4/30/2015	178,522	173,193	5,329
U S DOLLAR	BRAZIL REAL	12/31/2014	1/5/2015	108,959	111,506	(2,547)
BRAZIL REAL	U S DOLLAR	12/31/2014	1/5/2015	75,741	74,010	1,730
BRAZIL REAL	U S DOLLAR	12/31/2014	1/5/2015	35,765	34,948	817
U S DOLLAR	SWISS FRANC	4/10/2015	4/15/2015	136,394	135,441	954
U S DOLLAR	EURO CURRENCY UNIT	4/10/2015	4/15/2015	85,014	85,022	(8)
U S DOLLAR	JAPANESE YEN	9/24/2015	9/29/2015	33,359	33,521	(161)
POUND STERLING	U S DOLLAR	5/14/2015	5/18/2015	97,018	96,474	544
U S DOLLAR	POUND STERLING	7/10/2015	7/14/2015	71,736	71,370	366
CANADIAN DOLLAR	U S DOLLAR	8/7/2015	8/11/2015	18,627	18,656	(29)
U S DOLLAR	POUND STERLING	1/26/2015	1/29/2015	170,259	170,462	(203)
U S DOLLAR	SWISS FRANC	9/8/2015	9/11/2015	93,651	93,331	320
U S DOLLAR	EURO CURRENCY UNIT	9/8/2015	9/11/2015	582,157	578,289	3,868
EURO CURRENCY UNIT	U S DOLLAR	10/2/2015	10/5/2015	1,527	1,527	(1)
EURO CURRENCY UNIT	U S DOLLAR	10/2/2015	10/5/2015	952	953	(0)
EURO CURRENCY UNIT	U S DOLLAR	10/2/2015	10/5/2015	3,181	3,182	(2)
EURO CURRENCY UNIT	U S DOLLAR	10/16/2015	10/19/2015	1	1	0
U S DOLLAR	SWISS FRANC	2/11/2015	2/13/2015	135,307	135,569	(262)
EURO CURRENCY UNIT	U S DOLLAR	3/4/2015	3/6/2015	39,967	39,235	732
EURO CURRENCY UNIT	U S DOLLAR	6/23/2015	6/25/2015	116,863	117,081	(218)
U S DOLLAR	SOUTH KOREAN WON	7/1/2015	7/3/2015	70,803	70,876	(74)
U S DOLLAR	SOUTH KOREAN WON	7/6/2015	7/8/2015	14,635	14,761	(126)
U S DOLLAR	POUND STERLING	7/7/2015	7/9/2015	11,429	11,475	(46)
U S DOLLAR	CANADIAN DOLLAR	7/22/2015	7/24/2015	12,858	12,896	(38)
EURO CURRENCY UNIT	U S DOLLAR	8/3/2015	8/5/2015	52,703	52,330	372
EURO CURRENCY UNIT	U S DOLLAR	8/3/2015	8/5/2015	64,480	64,012	468
U S DOLLAR	EURO CURRENCY UNIT	8/10/2015	8/12/2015	116,495	114,761	1,733
EURO CURRENCY UNIT	U S DOLLAR	8/18/2015	8/20/2015	23,384	23,755	(372)
U S DOLLAR	POUND STERLING	9/29/2015	10/1/2015	106,830	106,879	(49)
EURO CURRENCY UNIT	U S DOLLAR	11/17/2015	11/19/2015	32,268	32,542	(274)
U S DOLLAR	SWISS FRANC	11/17/2015	11/19/2015	94,779	94,644	135
U S DOLLAR	EURO CURRENCY UNIT	11/17/2015	11/19/2015	327,057	324,361	2,696
POUND STERLING	U S DOLLAR	11/25/2015	11/27/2015	9,456	9,413	43
U S DOLLAR	SWISS FRANC	12/28/2015	12/30/2015	142,350	142,732	(382)
POUND STERLING	U S DOLLAR	2/18/2015	2/19/2015	5,789	5,750	39
EURO CURRENCY UNIT	U S DOLLAR	3/2/2015	3/3/2015	193	196	(3)
EURO CURRENCY UNIT	U S DOLLAR	3/2/2015	3/3/2015	395	402	(7)

EURO CURRENCY UNIT	U S DOLLAR	3/2/2015	3/3/2015	586	596	(10)
EURO CURRENCY UNIT	U S DOLLAR	3/12/2015	3/13/2015	1,438	1,444	(6)
EURO CURRENCY UNIT	U S DOLLAR	3/23/2015	3/24/2015	3,384	3,331	53
EURO CURRENCY UNIT	U S DOLLAR	4/1/2015	4/2/2015	379	380	(0)
EURO CURRENCY UNIT	U S DOLLAR	4/1/2015	4/2/2015	593	593	(0)
POUND STERLING	U S DOLLAR	4/8/2015	4/9/2015	2,398	2,402	(4)
EURO CURRENCY UNIT	U S DOLLAR	4/16/2015	4/17/2015	495	491	4
EURO CURRENCY UNIT	U S DOLLAR	4/16/2015	4/17/2015	378	375	3
EURO CURRENCY UNIT	U S DOLLAR	4/16/2015	4/17/2015	392	389	3
U S DOLLAR	SOUTH KOREAN WON	5/14/2015	5/15/2015	96,588	96,097	491
U S DOLLAR	SOUTH KOREAN WON	5/14/2015	5/15/2015	38,993	38,794	198
EURO CURRENCY UNIT	U S DOLLAR	5/14/2015	5/15/2015	335	335	0
SWISS FRANC	U S DOLLAR	5/20/2015	5/21/2015	2,724	2,790	(66)
SWISS FRANC	U S DOLLAR	5/20/2015	5/21/2015	2,491	2,552	(61)
SWISS FRANC	U S DOLLAR	5/20/2015	5/21/2015	2,855	2,924	(69)
EURO CURRENCY UNIT	U S DOLLAR	6/3/2015	6/4/2015	18	18	(0)
EURO CURRENCY UNIT	U S DOLLAR	6/4/2015	6/5/2015	1,615	1,622	(7)
POUND STERLING	U S DOLLAR	6/15/2015	6/16/2015	3,207	3,199	8
POUND STERLING	U S DOLLAR	7/1/2015	7/2/2015	761	766	(5)
EURO CURRENCY UNIT	U S DOLLAR	7/2/2015	7/3/2015	3,268	3,285	(17)
SOUTH KOREAN WON	U S DOLLAR	8/12/2015	8/13/2015	416	417	(1)
EURO CURRENCY UNIT	U S DOLLAR	9/10/2015	9/11/2015	1,276	1,287	(11)
POUND STERLING	U S DOLLAR	10/1/2015	10/2/2015	738	739	(1)
EURO CURRENCY UNIT	U S DOLLAR	11/18/2015	11/19/2015	2,353	2,379	(25)
EURO CURRENCY UNIT	U S DOLLAR	11/18/2015	11/19/2015	2,858	2,888	(31)
EURO CURRENCY UNIT	U S DOLLAR	11/18/2015	11/19/2015	846	855	(9)
EURO CURRENCY UNIT	U S DOLLAR	12/10/2015	12/11/2015	1,246	1,242	4
EURO CURRENCY UNIT	U S DOLLAR	12/21/2015	12/22/2015	3,442	3,437	4
SWISS FRANC	U S DOLLAR	3/5/2015	3/5/2015	4,854	4,868	(14)
SWISS FRANC	U S DOLLAR	3/10/2015	3/10/2015	4,681	4,682	(0)
EURO CURRENCY UNIT	U S DOLLAR	3/25/2015	3/25/2015	3,239	3,240	(1)
SWISS FRANC	U S DOLLAR	4/9/2015	4/9/2015	14,675	14,725	(50)
EURO CURRENCY UNIT	U S DOLLAR	4/14/2015	4/14/2015	1,155	1,170	(15)
EURO CURRENCY UNIT	U S DOLLAR	4/15/2015	4/15/2015	5,003	4,970	33
SWISS FRANC	U S DOLLAR	4/22/2015	4/22/2015	5,159	5,183	(24)
EURO CURRENCY UNIT	U S DOLLAR	4/24/2015	4/24/2015	2,202	2,192	9
EURO CURRENCY UNIT	U S DOLLAR	4/29/2015	4/29/2015	1,377	1,385	(8)
EURO CURRENCY UNIT	U S DOLLAR	5/6/2015	5/6/2015	2,277	2,273	3
EURO CURRENCY UNIT	U S DOLLAR	5/13/2015	5/13/2015	4,529	4,532	(3)
EURO CURRENCY UNIT	U S DOLLAR	8/12/2015	8/12/2015	959	963	(4)
JAPANESE YEN	U S DOLLAR	12/7/2015	12/7/2015	362	363	(1)
EURO CURRENCY UNIT	U S DOLLAR	12/23/2015	12/23/2015	1,276	1,275	0

SHORT TERM

4,137,030

4,193,497

(56,468)

JAPANESE YEN	U S DOLLAR	11/4/2013	5/7/2015	140,000	114,782	25,218
U S DOLLAR	JAPANESE YEN	1/22/2014	5/7/2015	12,554	14,433	(1,880)
BRAZIL REAL	U S DOLLAR	12/19/2013	1/5/2015	115,000	108,959	6,041
EURO CURRENCY UNIT	U S DOLLAR	3/10/2014	3/18/2015	150,000	115,158	34,842
EURO CURRENCY UNIT	U S DOLLAR	4/7/2014	4/15/2015	220,000	169,912	50,088
SWISS FRANC	U S DOLLAR	4/7/2014	4/15/2015	150,000	136,394	13,606
EURO CURRENCY UNIT	U S DOLLAR	8/4/2014	8/12/2015	140,000	116,481	23,519
EURO CURRENCY UNIT	U S DOLLAR	9/3/2014	9/11/2015	680,000	582,140	97,860
SWISS FRANC	U S DOLLAR	9/3/2014	9/11/2015	100,000	93,651	6,349
POUND STERLING	U S DOLLAR	9/23/2014	10/1/2015	115,000	106,833	8,167
SWISS FRANC	U S DOLLAR	12/22/2014	12/30/2015	145,000	142,350	2,650
SWISS FRANC	U S DOLLAR	2/5/2014	2/13/2015	140,000	135,307	4,693
EURO CURRENCY UNIT	U S DOLLAR	2/5/2014	2/13/2015	100,000	84,202	15,798
POUND STERLING	U S DOLLAR	4/23/2014	4/30/2015	120,000	110,382	9,618
EURO CURRENCY UNIT	U S DOLLAR	4/23/2014	4/30/2015	220,000	178,516	41,484
CANADIAN DOLLAR	U S DOLLAR	7/17/2014	7/24/2015	105,000	87,099	17,901

EURO CURRENCY UNIT	U S DOLLAR	11/12/2014	11/19/2015	380,000	327,096	52,904
SWISS FRANC	U S DOLLAR	11/12/2014	11/19/2015	100,000	94,779	5,221
POUND STERLING	U S DOLLAR	1/22/2014	1/29/2015	360,000	328,560	31,440
LONG TERM				3,492,554	3,047,034	445,520
GRAND TOTAL				7,629,584	7,240,531	389,053

THE CALDWELL FOUNDATION
75-6004080
SCHEDULE OF GAINS /LOSSES
2015

Name	Quantity	Date Acquired	Date Sold	Proceeds	Total Cost	Realized
DOUBLE BLACK DIAMOND SERIES C	25,358	Various	03/31/15	4,918,516	2,963,568	1,954,948
S&P(R) Equal Weighted Indx SL CTF (CM88) (CM88)	3,974	Various	11/30/15	275,000	178,898	96,102
S&P(R) Equal Weighted Indx SL CTF (CM88) (CM88)	45	Various	11/12/15	3,023	2,011	1,012
S&P(R) Equal Weighted Indx SL CTF (CM88) (CM88)	49	Various	08/21/15	3,246	2,192	1,054
S&P(R) Equal Weighted Indx SL CTF (CM88) (CM88)	46	Various	06/12/15	3,229	2,049	1,179
S&P(R) Equal Weighted Indx SL CTF (CM88) (CM88)	3,808	Various	06/04/15	270,000	171,414	98,586
S&P(R) Equal Weighted Indx SL CTF (CM88) (CM88)	35	Various	03/24/15	2,500	1,587	913
Income Opportunity - PT	1,399	Various	11/24/15	220,761	208,074	12,687
LONG TERM				5,696,275	3,529,793	2,166,481