



See a Social Security Number? Say Something!
Report Privacy Problems to <https://public.resource.org/privacy>
Or call the IRS Identity Theft Hotline at 1-800-908-4490



Form **990-PF**Department of the Treasury
Internal Revenue Service**Return of Private Foundation**

or Section 4947(a)(1) Trust Treated as Private Foundation

Do not enter social security numbers on this form as it may be made public.

Information about Form 990-PF and its separate instructions is at www.irs.gov/form990pf

OMB No. 1545-0052

2015

Open to Public Inspection

For calendar year 2015 or tax year beginning

, 2015, and ending

, 20

Name of foundation

TULSA FDN GEN FD R75618000

Number and street (or P.O. box number if mail is not delivered to street address)

Room/suite

10 S DEARBORN IL1-0117

City or town, state or province, country, and ZIP or foreign postal code

CHICAGO, IL 60603

A Employer identification number

73-6090617

B Telephone number (see instructions)

866-888-5157

C If exemption application is pending, check here

D 1 Foreign organizations, check here

2 Foreign organizations meeting the 85% test, check here and attach computation

E If private foundation status was terminated under section 507(b)(1)(A), check here

F If the foundation is in a 60-month termination under section 507(b)(1)(B), check here

G Check all that apply:

Initial return

Initial return of a former public charity

Final return

Amended return

Address change

Name change

H Check type of organization:

☒ Section 501(c)(3) exempt private foundation☐ Section 4947(a)(1) nonexempt charitable trust☐ Other taxable private foundation

I Fair market value of all assets at

end of year (from Part II, col. (c), line

16) \$ 19,369,541.

J Accounting method: ☒ Cash ☐ Accrual☐ Other (specify)

(Part I, column (d) must be on cash basis)

Part I Analysis of Revenue and Expenses (The total of amounts in columns (b), (c), and (d) may not necessarily equal the amounts in column (a) (see instructions).)

	(a) Revenue and expenses per books	(b) Net investment income	(c) Adjusted net income	(d) Disbursements for charitable purposes (cash basis only)
1 Contributions, gifts, grants, etc., received (attach schedule)	67,508.			
2 Check <input checked="" type="checkbox"/> if the foundation is not required to attach Sch. B.				
3 Interest on savings and temporary cash investments				
4 Dividends and interest from securities	456,908.	456,223.		STMT 1
5a Gross rents	NONE	NONE	NONE	
b Net rental income or (loss)	NONE			
6a Net gain or (loss) from sale of assets not on line 10	135,579.			
b Gross sales price for all assets on line 6a	5,349,446.			
7 Capital gain net income (from Part IV, line 2)		135,579.		
8 Net short-term capital gain				
9 Income modifications				
10a Gross sales less returns and allowances				
b Less Cost of goods sold				
c Gross profit or (loss) (attach schedule)				
11 Other income (attach schedule)	1,462.	2,737.		STMT 2
12 Total. Add lines 1 through 11	661,457.	594,539.	NONE	
13 Compensation of officers, directors, trustees, etc.	97,458.	58,475.		38,983.
14 Other employee salaries and wages		NONE	NONE	
15 Pension plans, employee benefits		NONE	NONE	
16a Legal fees (attach schedule)	1,599.	NONE	NONE	1,599.
b Accounting fees (attach schedule)				
c Other professional fees (attach schedule)				
17 Interest				
18 Taxes (attach schedule) (see instructions)	28,126.	7,126.		
19 Depreciation (attach schedule) and depletion				
20 Occupancy				
21 Travel, conferences, and meetings	330.	NONE	NONE	330.
22 Printing and publications		NONE	NONE	
23 Other expenses (attach schedule)	402.			402.
24 Total operating and administrative expenses. Add lines 13 through 23.	127,915.	65,601.	NONE	41,314.
25 Contributions, gifts, grants paid	944,893.			944,893.
26 Total expenses and disbursements. Add lines 24 and 25	1,072,808.	65,601.	NONE	986,207.
27 Subtract line 26 from line 12:				
a Excess of revenue over expenses and disbursements	-411,351.			
b Net investment income (if negative, enter -0-)		528,938.		
c Adjusted net income (if negative, enter -0-)			NONE	

Part II Balance Sheets		Attached schedules and amounts in the description column should be for end-of-year amounts only (See instructions.)	Beginning of year	End of year	
			(a) Book Value	(b) Book Value	(c) Fair Market Value
Assets	1	Cash - non-interest-bearing		305,615.	305,615.
	2	Savings and temporary cash investments	1,529,648.	518,739.	518,739.
	3	Accounts receivable ▶			
		Less: allowance for doubtful accounts ▶			
	4	Pledges receivable ▶			
		Less: allowance for doubtful accounts ▶			
	5	Grants receivable			
	6	Receivables due from officers, directors, trustees, and other disqualified persons (attach schedule) (see instructions)			
	7	Other notes and loans receivable (attach schedule) ▶			
		Less: allowance for doubtful accounts ▶ NONE			
	8	Inventories for sale or use			
	9	Prepaid expenses and deferred charges			
	10a	Investments - U.S. and state government obligations (attach schedule)			
	b	Investments - corporate stock (attach schedule)	9,745,844.	10,202,419.	10,448,233.
	c	Investments - corporate bonds (attach schedule)	2,989,675.	3,254,125.	3,082,095.
	11	Investments - land, buildings, and equipment basis ▶			
		Less: accumulated depreciation (attach schedule) ▶			
	12	Investments - mortgage loans			
	13	Investments - other (attach schedule)	4,218,913.	3,782,161.	3,608,996.
	14	Land, buildings, and equipment basis ▶			
		Less: accumulated depreciation (attach schedule) ▶			
	15	Other assets (describe ▶ STMT 6)	1,366,280.	1,423,925.	1,405,863.
	16	Total assets (to be completed by all filers - see the instructions. Also, see page 1, item I)	19,850,360.	19,486,984.	19,369,541.
Liabilities	17	Accounts payable and accrued expenses			
	18	Grants payable			
	19	Deferred revenue			
	20	Loans from officers, directors, trustees, and other disqualified persons			
	21	Mortgages and other notes payable (attach schedule)			
	22	Other liabilities (describe ▶)			
	23	Total liabilities (add lines 17 through 22)		NONE	
Net Assets or Fund Balances		Foundations that follow SFAS 117, check here ▶ <input type="checkbox"/> and complete lines 24 through 26 and lines 30 and 31.			
	24	Unrestricted			
	25	Temporarily restricted			
	26	Permanently restricted			
		Foundations that do not follow SFAS 117, check here ▶ <input checked="" type="checkbox"/> check here and complete lines 27 through 31.			
	27	Capital stock, trust principal, or current funds	19,850,360.	19,486,984.	
	28	Paid-in or capital surplus, or land, bldg, and equipment fund			
	29	Retained earnings, accumulated income, endowment, or other funds			
	30	Total net assets or fund balances (see instructions)	19,850,360.	19,486,984.	
	31	Total liabilities and net assets/fund balances (see instructions)	19,850,360.	19,486,984.	

Part III Analysis of Changes in Net Assets or Fund Balances

1	Total net assets or fund balances at beginning of year - Part II, column (a), line 30 (must agree with end-of-year figure reported on prior year's return)	1	19,850,360.
2	Enter amount from Part I, line 27a	2	-411,351.
3	Other increases not included in line 2 (itemize) ▶ SEE STATEMENT 7	3	58,464.
4	Add lines 1, 2, and 3	4	19,497,473.
5	Decreases not included in line 2 (itemize) ▶ PREMIUM PAYMENTS	5	10,489.
6	Total net assets or fund balances at end of year (line 4 minus line 5) - Part II, column (b), line 30	6	19,486,984.

Form **990-PF** (2015)

Part IV Capital Gains and Losses for Tax on Investment Income

(a) List and describe the kind(s) of property sold (e.g., real estate, 2-story brick warehouse; or common stock, 200 shs. MLC Co.)			(b) How acquired P - Purchase D - Donation	(c) Date acquired (mo., day, yr.)	(d) Date sold (mo., day, yr.)
1a PUBLICLY TRADED SECURITIES					
b					
c					
d					
e					
(e) Gross sales price	(f) Depreciation allowed (or allowable)	(g) Cost or other basis plus expense of sale	(h) Gain or (loss) (e) plus (f) minus (g)		
a 5,349,446.		5,213,867.	135,579.		
b					
c					
d					
e					
Complete only for assets showing gain in column (h) and owned by the foundation on 12/31/69					
(i) F.M.V. as of 12/31/69	(j) Adjusted basis as of 12/31/69	(k) Excess of col. (i) over col. (j), if any	(l) Gains (Col. (h) gain minus col (k), but not less than -0- or Losses (from col (h))		
a			135,579.		
b					
c					
d					
e					
2 Capital gain net income or (net capital loss) { If gain, also enter in Part I, line 7 If (loss), enter -0- in Part I, line 7 }			2	135,579.	
3 Net short-term capital gain or (loss) as defined in sections 1222(5) and (6). If gain, also enter in Part I, line 8, column (c) (see instructions). If (loss), enter -0- in Part I, line 8			3		

Part V Qualification Under Section 4940(e) for Reduced Tax on Net Investment Income

(For optional use by domestic private foundations subject to the section 4940(a) tax on net investment income.)

If section 4940(d)(2) applies, leave this part blank.

Was the foundation liable for the section 4942 tax on the distributable amount of any year in the base period?

☐ Yes ☒ No

If "Yes," the foundation does not qualify under section 4940(e). Do not complete this part.

1 Enter the appropriate amount in each column for each year; see the instructions before making any entries.

(a) Base period years Calendar year (or tax year beginning in)	(b) Adjusted qualifying distributions	(c) Net value of noncharitable-use assets	(d) Distribution ratio (col (b) divided by col (c))
2014	901,277.	21,009,608.	0.042898
2013	960,320.	20,690,549.	0.046413
2012	888,847.	20,223,261.	0.043952
2011	879,195.	20,457,201.	0.042977
2010			

2 Total of line 1, column (d)	2	0.176240
3 Average distribution ratio for the 5-year base period - divide the total on line 2 by 5, or by the number of years the foundation has been in existence if less than 5 years	3	0.044060
4 Enter the net value of noncharitable-use assets for 2015 from Part X, line 5	4	20,357,021.
5 Multiply line 4 by line 3	5	896,930.
6 Enter 1% of net investment income (1% of Part I, line 27b)	6	5,289.
7 Add lines 5 and 6	7	902,219.
8 Enter qualifying distributions from Part XII, line 4 If line 8 is equal to or greater than line 7, check the box in Part VI, line 1b, and complete that part using a 1% tax rate. See the Part VI instructions.	8	986,207.

Part VI Excise Tax Based on Investment Income (Section 4940(a), 4940(b), 4940(e), or 4948 - see instructions)

1a Exempt operating foundations described in section 4940(d)(2), check here <input type="checkbox"/> and enter "N/A" on line 1 Date of ruling or determination letter: _____ (attach copy of letter if necessary - see instructions)		1	5,289.
b Domestic foundations that meet the section 4940(e) requirements in Part V, check here <input checked="" type="checkbox"/> and enter 1% of Part I, line 27b			
c All other domestic foundations enter 2% of line 27b. Exempt foreign organizations enter 4% of Part I, line 12, col. (b).			
2 Tax under section 511 (domestic section 4947(a)(1) trusts and taxable foundations only. Others enter -0-)		2	
3 Add lines 1 and 2		3	5,289.
4 Subtitle A (income) tax (domestic section 4947(a)(1) trusts and taxable foundations only. Others enter -0-)		4	NONE
5 Tax based on investment income. Subtract line 4 from line 3. If zero or less, enter -0-		5	5,289.
6 Credits/Payments			
a 2015 estimated tax payments and 2014 overpayment credited to 2015	6a	7,984.	
b Exempt foreign organizations - tax withheld at source	6b	NONE	
c Tax paid with application for extension of time to file (Form 8868)	6c	6,000.	
d Backup withholding erroneously withheld	6d		
7 Total credits and payments. Add lines 6a through 6d	7	13,984.	
8 Enter any penalty for underpayment of estimated tax. Check here <input type="checkbox"/> if Form 2220 is attached	8		
9 Tax due. If the total of lines 5 and 8 is more than line 7, enter amount owed	9		
10 Overpayment. If line 7 is more than the total of lines 5 and 8, enter the amount overpaid	10	8,695.	
11 Enter the amount of line 10 to be. Credited to 2016 estimated tax <input checked="" type="checkbox"/> 5,292. Refunded <input checked="" type="checkbox"/> 3,403.	11		

Part VII-A Statements Regarding Activities

	Yes	No
1a During the tax year, did the foundation attempt to influence any national, state, or local legislation or did it participate or intervene in any political campaign?		X
b Did it spend more than \$100 during the year (either directly or indirectly) for political purposes (see Instructions for the definition)? If the answer is "Yes" to 1a or 1b, attach a detailed description of the activities and copies of any materials published or distributed by the foundation in connection with the activities.		X
c Did the foundation file Form 1120-POL for this year?		X
d Enter the amount (if any) of tax on political expenditures (section 4955) imposed during the year. (1) On the foundation. <input checked="" type="checkbox"/> \$ _____ (2) On foundation managers. <input checked="" type="checkbox"/> \$ _____		
e Enter the reimbursement (if any) paid by the foundation during the year for political expenditure tax imposed on foundation managers. <input checked="" type="checkbox"/> \$ _____		
2 Has the foundation engaged in any activities that have not previously been reported to the IRS? If "Yes," attach a detailed description of the activities.		X
3 Has the foundation made any changes, not previously reported to the IRS, in its governing instrument, articles of incorporation, or bylaws, or other similar instruments? If "Yes," attach a conformed copy of the changes		X
4a Did the foundation have unrelated business gross income of \$1,000 or more during the year?		X
b If "Yes," has it filed a tax return on Form 990-T for this year?		
5 Was there a liquidation, termination, dissolution, or substantial contraction during the year? If "Yes," attach the statement required by General Instruction T.		X
6 Are the requirements of section 508(e) (relating to sections 4941 through 4945) satisfied either. • By language in the governing instrument, or • By state legislation that effectively amends the governing instrument so that no mandatory directions that conflict with the state law remain in the governing instrument?	X	
7 Did the foundation have at least \$5,000 in assets at any time during the year? If "Yes," complete Part II, col. (c), and Part XV	X	
8a Enter the states to which the foundation reports or with which it is registered (see instructions) <input checked="" type="checkbox"/> OK		
b If the answer is "Yes" to line 7, has the foundation furnished a copy of Form 990-PF to the Attorney General (or designate) of each state as required by General Instruction G? If "No," attach explanation	X	
9 Is the foundation claiming status as a private operating foundation within the meaning of section 4942(j)(3) or 4942(j)(5) for calendar year 2015 or the taxable year beginning in 2015 (see instructions for Part XIV)? If "Yes," complete Part XIV		X
10 Did any persons become substantial contributors during the tax year? If "Yes," attach a schedule listing their names and addresses		X

Part VII-A Statements Regarding Activities (continued)

	Yes	No
11 At any time during the year, did the foundation, directly or indirectly, own a controlled entity within the meaning of section 512(b)(13)? If "Yes," attach schedule (see instructions)		X
12 Did the foundation make a distribution to a donor advised fund over which the foundation or a disqualified person had advisory privileges? If "Yes," attach statement (see instructions)		X
13 Did the foundation comply with the public inspection requirements for its annual returns and exemption application? Website address ▶ <u>N/A</u>	X	
14 The books are in care of ▶ <u>JP Morgan Chase Bank, N.A.</u> Telephone no. ▶ <u>(866) 888-5157</u> Located at ▶ <u>10 S DEARBORN ST; MC; IL 1-0117, CHICAGO, IL</u> ZIP+4 ▶ <u>60603</u>		
15 Section 4947(a)(1) nonexempt charitable trusts filing Form 990-PF in lieu of Form 1041 - Check here and enter the amount of tax-exempt interest received or accrued during the year ▶ 15		
16 At any time during calendar year 2015, did the foundation have an interest in or a signature or other authority over a bank, securities, or other financial account in a foreign country? See the instructions for exceptions and filing requirements for FinCEN Form 114 If "Yes," enter the name of the foreign country ▶		X

Part VII-B Statements Regarding Activities for Which Form 4720 May Be Required

File Form 4720 if any item is checked in the "Yes" column, unless an exception applies.

	Yes	No
1a During the year did the foundation (either directly or indirectly)		
(1) Engage in the sale or exchange, or leasing of property with a disqualified person?	<input type="checkbox"/> Yes <input checked="" type="checkbox"/> No	
(2) Borrow money from, lend money to, or otherwise extend credit to (or accept it from) a disqualified person?	<input type="checkbox"/> Yes <input checked="" type="checkbox"/> No	
(3) Furnish goods, services, or facilities to (or accept them from) a disqualified person?	<input type="checkbox"/> Yes <input checked="" type="checkbox"/> No	
(4) Pay compensation to, or pay or reimburse the expenses of, a disqualified person?	<input checked="" type="checkbox"/> Yes <input type="checkbox"/> No	
(5) Transfer any income or assets to a disqualified person (or make any of either available for the benefit or use of a disqualified person)?	<input type="checkbox"/> Yes <input checked="" type="checkbox"/> No	
(6) Agree to pay money or property to a government official? (Exception. Check "No" if the foundation agreed to make a grant to or to employ the official for a period after termination of government service, if terminating within 90 days.)	<input type="checkbox"/> Yes <input checked="" type="checkbox"/> No	
b If any answer is "Yes" to 1a(1)-(6), did any of the acts fail to qualify under the exceptions described in Regulations section 53.4941(d)-3 or in a current notice regarding disaster assistance (see instructions)? Organizations relying on a current notice regarding disaster assistance check here ▶ <input type="checkbox"/>	1b	X
c Did the foundation engage in a prior year in any of the acts described in 1a, other than excepted acts, that were not corrected before the first day of the tax year beginning in 2015?	1c	X
2 Taxes on failure to distribute income (section 4942) (does not apply for years the foundation was a private operating foundation defined in section 4942(j)(3) or 4942(j)(5)).		
a At the end of tax year 2015, did the foundation have any undistributed income (lines 6d and 6e, Part XIII) for tax year(s) beginning before 2015? If "Yes," list the years ▶	<input type="checkbox"/> Yes <input checked="" type="checkbox"/> No	
b Are there any years listed in 2a for which the foundation is not applying the provisions of section 4942(a)(2) (relating to incorrect valuation of assets) to the year's undistributed income? (If applying section 4942(a)(2) to all years listed, answer "No" and attach statement - see instructions.)	2b	X
c If the provisions of section 4942(a)(2) are being applied to any of the years listed in 2a, list the years here. ▶		
3a Did the foundation hold more than a 2% direct or indirect interest in any business enterprise at any time during the year?	<input type="checkbox"/> Yes <input checked="" type="checkbox"/> No	
b If "Yes," did it have excess business holdings in 2015 as a result of (1) any purchase by the foundation or disqualified persons after May 26, 1969; (2) the lapse of the 5-year period (or longer period approved by the Commissioner under section 4943(c)(7)) to dispose of holdings acquired by gift or bequest; or (3) the lapse of the 10-, 15-, or 20-year first phase holding period? (Use Schedule C, Form 4720, to determine if the foundation had excess business holdings in 2015)	3b	
4a Did the foundation invest during the year any amount in a manner that would jeopardize its charitable purposes?	4a	X
b Did the foundation make any investment in a prior year (but after December 31, 1969) that could jeopardize its charitable purpose that had not been removed from jeopardy before the first day of the tax year beginning in 2015?	4b	X

Form 990-PF (2015)

Part VII-B Statements Regarding Activities for Which Form 4720 May Be Required (continued)**5a** During the year did the foundation pay or incur any amount to:

- (1) Carry on propaganda, or otherwise attempt to influence legislation (section 4945(e))? ☐ Yes ☒ No
- (2) Influence the outcome of any specific public election (see section 4955), or to carry on, directly or indirectly, any voter registration drive? ☐ Yes ☒ No
- (3) Provide a grant to an individual for travel, study, or other similar purposes? ☐ Yes ☒ No
- (4) Provide a grant to an organization other than a charitable, etc., organization described in section 4945(d)(4)(A)? (see instructions). ☐ Yes ☒ No
- (5) Provide for any purpose other than religious, charitable, scientific, literary, or educational purposes, or for the prevention of cruelty to children or animals? ☐ Yes ☒ No

b If any answer is "Yes" to 5a(1)-(5), did any of the transactions fail to qualify under the exceptions described in Regulations section 53.4945 or in a current notice regarding disaster assistance (see instructions)? ☐ **5b**Organizations relying on a current notice regarding disaster assistance check here ☐**c** If the answer is "Yes" to question 5a(4), does the foundation claim exemption from the tax because it maintained expenditure responsibility for the grant? ☐ Yes ☐ No
If "Yes," attach the statement required by Regulations section 53.4945-5(d).**6a** Did the foundation, during the year, receive any funds, directly or indirectly, to pay premiums on a personal benefit contract? ☐ Yes ☒ No**b** Did the foundation, during the year, pay premiums, directly or indirectly, on a personal benefit contract? ☐ **6b** ☒
If "Yes" to 6b, file Form 8870.**7a** At any time during the tax year, was the foundation a party to a prohibited tax shelter transaction? ☐ Yes ☒ No**b** If "Yes," did the foundation receive any proceeds or have any net income attributable to the transaction? ☐ **7b****Part VIII Information About Officers, Directors, Trustees, Foundation Managers, Highly Paid Employees, and Contractors****1** List all officers, directors, trustees, foundation managers and their compensation (see instructions).

(a) Name and address	(b) Title, and average hours per week devoted to position	(c) Compensation (if not paid, enter -0-)	(d) Contributions to employee benefit plans and deferred compensation	(e) Expense account, other allowances
JP Morgan Chase Bank, N.A. 10 S Dearborn ST; MC; IL 1-0117, Chicago, IL 60603	trustee 8	97,458.	-0-	-0-

2 Compensation of five highest-paid employees (other than those included on line 1 - see instructions). If none, enter "NONE."

(a) Name and address of each employee paid more than \$50,000	(b) Title, and average hours per week devoted to position	(c) Compensation	(d) Contributions to employee benefit plans and deferred compensation	(e) Expense account, other allowances
NONE		NONE	NONE	NONE

Total number of other employees paid over \$50,000 ☐ **NONE**

Form 990-PF (2015)

Part VIII Information About Officers, Directors, Trustees, Foundation Managers, Highly Paid Employees, and Contractors (continued)**3 Five highest-paid independent contractors for professional services** (see instructions). If none, enter "NONE."

(a) Name and address of each person paid more than \$50,000	(b) Type of service	(c) Compensation
NONE		NONE
Total number of others receiving over \$50,000 for professional services		NONE

Part IX-A Summary of Direct Charitable Activities

List the foundation's four largest direct charitable activities during the tax year. Include relevant statistical information such as the number of organizations and other beneficiaries served, conferences convened, research papers produced, etc.

Expenses

1 NONE

2

3

4

Part IX-B Summary of Program-Related Investments (see instructions)

Describe the two largest program-related investments made by the foundation during the tax year on lines 1 and 2.

Amount

1 NONE

2

All other program-related investments See instructions.

3 NONE

Total. Add lines 1 through 3

Form **990-PF** (2015)

Part X Minimum Investment Return (All domestic foundations must complete this part. Foreign foundations, see instructions.)

1	Fair market value of assets not used (or held for use) directly in carrying out charitable, etc., purposes:		
a	Average monthly fair market value of securities	1a	19,668,462.
b	Average of monthly cash balances	1b	993,426.
c	Fair market value of all other assets (see instructions).	1c	5,138.
d	Total (add lines 1a, b, and c)	1d	20,667,026.
e	Reduction claimed for blockage or other factors reported on lines 1a and 1c (attach detailed explanation) 1e		
2	Acquisition indebtedness applicable to line 1 assets	2	NONE
3	Subtract line 2 from line 1d	3	20,667,026.
4	Cash deemed held for charitable activities. Enter 1 1/2% of line 3 (for greater amount, see instructions).	4	310,005.
5	Net value of noncharitable-use assets. Subtract line 4 from line 3. Enter here and on Part V, line 4	5	20,357,021.
6	Minimum investment return. Enter 5% of line 5	6	1,017,851.

Part XI Distributable Amount (see instructions) (Section 4942(j)(3) and (j)(5) private operating foundations and certain foreign organizations check here ☐ and do not complete this part.)

1	Minimum investment return from Part X, line 6	1	1,017,851.
2a	Tax on investment income for 2015 from Part VI, line 5 2a	5,289.	
b	Income tax for 2015. (This does not include the tax from Part VI.) 2b		
c	Add lines 2a and 2b	2c	5,289.
3	Distributable amount before adjustments. Subtract line 2c from line 1	3	1,012,562.
4	Recoveries of amounts treated as qualifying distributions	4	77,998.
5	Add lines 3 and 4	5	1,090,560.
6	Deduction from distributable amount (see instructions).	6	NONE
7	Distributable amount as adjusted. Subtract line 6 from line 5. Enter here and on Part XIII, line 1	7	1,090,560.

Part XII Qualifying Distributions (see instructions)

1	Amounts paid (including administrative expenses) to accomplish charitable, etc., purposes:		
a	Expenses, contributions, gifts, etc. - total from Part I, column (d), line 26	1a	986,207.
b	Program-related investments - total from Part IX-B	1b	
2	Amounts paid to acquire assets used (or held for use) directly in carrying out charitable, etc., purposes	2	NONE
3	Amounts set aside for specific charitable projects that satisfy the:		
a	Suitability test (prior IRS approval required)	3a	NONE
b	Cash distribution test (attach the required schedule)	3b	NONE
4	Qualifying distributions. Add lines 1a through 3b. Enter here and on Part V, line 8, and Part XIII, line 4	4	986,207.
5	Foundations that qualify under section 4940(e) for the reduced rate of tax on net investment income. Enter 1% of Part I, line 27b (see instructions)	5	5,289.
6	Adjusted qualifying distributions. Subtract line 5 from line 4	6	980,918.

Note. The amount on line 6 will be used in Part V, column (b), in subsequent years when calculating whether the foundation qualifies for the section 4940(e) reduction of tax in those years.

Part XIII Undistributed Income (see instructions)

	(a) Corpus	(b) Years prior to 2014	(c) 2014	(d) 2015
1 Distributable amount for 2015 from Part XI, line 7				1,090,560.
2 Undistributed income, if any, as of the end of 2015				
a Enter amount for 2014 only.			415,929.	
b Total for prior years 20 <u>13</u> , 20 <u> </u> , 20 <u> </u>		NONE		
3 Excess distributions carryover, if any, to 2015:				
a From 2010	NONE			
b From 2011	NONE			
c From 2012	NONE			
d From 2013	NONE			
e From 2014	NONE			
f Total of lines 3a through e	NONE			
4 Qualifying distributions for 2015 from Part XII, line 4 ▶ \$ <u>986,207.</u>				
a Applied to 2014, but not more than line 2a			415,929.	
b Applied to undistributed income of prior years (Election required - see instructions)		NONE		
c Treated as distributions out of corpus (Election required - see instructions)	NONE			
d Applied to 2015 distributable amount.				570,278.
e Remaining amount distributed out of corpus.	NONE			
5 Excess distributions carryover applied to 2015. (If an amount appears in column (d), the same amount must be shown in column (a).)	NONE			NONE
6 Enter the net total of each column as indicated below:				
a Corpus. Add lines 3f, 4c, and 4e. Subtract line 5	NONE			
b Prior years' undistributed income. Subtract line 4b from line 2b.		NONE		
c Enter the amount of prior years' undistributed income for which a notice of deficiency has been issued, or on which the section 4942(a) tax has been previously assessed		NONE		
d Subtract line 6c from line 6b. Taxable amount - see instructions		NONE		
e Undistributed income for 2014. Subtract line 4a from line 2a. Taxable amount - see instructions				
f Undistributed income for 2015. Subtract lines 4d and 5 from line 1. This amount must be distributed in 2016.				520,282.
7 Amounts treated as distributions out of corpus to satisfy requirements imposed by section 170(b)(1)(F) or 4942(g)(3) (Election may be required - see instructions)	NONE			
8 Excess distributions carryover from 2010 not applied on line 5 or line 7 (see instructions)	NONE			
9 Excess distributions carryover to 2016. Subtract lines 7 and 8 from line 6a	NONE			
10 Analysis of line 9:				
a Excess from 2011	NONE			
b Excess from 2012	NONE			
c Excess from 2013	NONE			
d Excess from 2014	NONE			
e Excess from 2015	NONE			

Part XIV Private Operating Foundations (see instructions and Part VII-A, question 9)**NOT APPLICABLE**

1a If the foundation has received a ruling or determination letter that it is a private operating foundation, and the ruling is effective for 2015, enter the date of the ruling

b Check box to indicate whether the foundation is a private operating foundation described in section 4942(j)(3) or 4942(j)(5)

2a Enter the lesser of the adjusted net income from Part I or the minimum investment return from Part X for each year listed

Tax year	Prior 3 years				(e) Total
(a) 2015	(b) 2014	(c) 2013	(d) 2012		

b 85% of line 2a

c Qualifying distributions from Part XII, line 4 for each year listed

d Amounts included in line 2c not used directly for active conduct of exempt activities

e Qualifying distributions made directly for active conduct of exempt activities. Subtract line 2d from line 2c

3 Complete 3a, b, or c for the alternative test relied upon

a "Assets" alternative test - enter

(1) Value of all assets

(2) Value of assets qualifying under section 4942(j)(3)(B)(i)

b "Endowment" alternative test - enter 2/3 of minimum investment return shown in Part X, line 6 for each year listed

c "Support" alternative test - enter

(1) Total support other than gross investment income (interest, dividends, rents, payments on securities loans (section 512(a)(5)), or royalties)

(2) Support from general public and 5 or more exempt organizations as provided in section 4942(j)(3)(B)(iii)

(3) Largest amount of support from an exempt organization

(4) Gross investment income

Part XV Supplementary Information (Complete this part only if the foundation had \$5,000 or more in assets at any time during the year - see instructions.)**1 Information Regarding Foundation Managers:**

a List any managers of the foundation who have contributed more than 2% of the total contributions received by the foundation before the close of any tax year (but only if they have contributed more than \$5,000). (See section 507(d)(2).)

NONE

b List any managers of the foundation who own 10% or more of the stock of a corporation (or an equally large portion of the ownership of a partnership or other entity) of which the foundation has a 10% or greater interest.

NONE

2 Information Regarding Contribution, Grant, Gift, Loan, Scholarship, etc., Programs:

Check here ☒ if the foundation only makes contributions to preselected charitable organizations and does not accept unsolicited requests for funds. If the foundation makes gifts, grants, etc. (see instructions) to individuals or organizations under other conditions, complete items 2a, b, c, and d.

a The name, address, and telephone number or e-mail address of the person to whom applications should be addressed:

b The form in which applications should be submitted and information and materials they should include:

c Any submission deadlines:

d Any restrictions or limitations on awards, such as by geographical areas, charitable fields, kinds of institutions, or other factors:

Part XV Supplementary Information (continued)**3 Grants and Contributions Paid During the Year or Approved for Future Payment**

Recipient Name and address (home or business)	If recipient is an individual, show any relationship to any foundation manager or substantial contributor	Foundation status of recipient	Purpose of grant or contribution	Amount
a Paid during the year				
SEE STATEMENT 15				944,893.
Total			3a	944,893.
b Approved for future payment				
Total			3b	

<p>1 Did the organization directly or indirectly engage in any of the following with any other organization described in section 501(c) of the Code (other than section 501(c)(3) organizations) or in section 527, relating to political organizations?</p> <p>a Transfers from the reporting foundation to a noncharitable exempt organization of:</p> <p>(1) Cash</p> <p>(2) Other assets</p> <p>b Other transactions:</p> <p>(1) Sales of assets to a noncharitable exempt organization</p> <p>(2) Purchases of assets from a noncharitable exempt organization</p> <p>(3) Rental of facilities, equipment, or other assets</p> <p>(4) Reimbursement arrangements</p> <p>(5) Loans or loan guarantees</p> <p>(6) Performance of services or membership or fundraising solicitations</p> <p>c Sharing of facilities, equipment, mailing lists, other assets, or paid employees</p> <p>d If the answer to any of the above is "Yes," complete the following schedule. Column (b) should always show the fair market value of the goods, other assets, or services given by the reporting foundation. If the foundation received less than fair market value in any transaction or sharing arrangement, show in column (d) the value of the goods, other assets, or services received.</p>		Yes	No
1a(1)			X
1a(2)			X
1b(1)			X
1b(2)			X
1b(3)			X
1b(4)			X
1b(5)			X
1b(6)			X
1c			X

[illegible]

2a Is the foundation directly or indirectly affiliated with, or related to, one or more tax-exempt organizations described in section 501(c) of the Code (other than section 501(c)(3)) or in section 527? ☐ Yes ☒ No

b If "Yes," complete the following schedule.

(a) Name of organization	(b) Type of organization	(c) Description of relationship

Under penalties of perjury, I declare that I have examined this return, including accompanying schedules and statements, and to the best of my knowledge and belief, it is true, correct, and complete. Declaration of preparer (other than taxpayer) is based on all information of which preparer has any knowledge.

**Sign
Here**

Kristen Baxter
Signature of officer or trustee

11/03/2016
Date

▶
Title

May the IRS discuss this return with the preparer shown below (see instructions)? ☒ Yes ☐ No

**Paid
Preparer
Use Only**

Print/Type preparer's name

CHRISTOPHER CHIZMAR

Preparer's signature

Preparer's signature
Christopher S. Chizmar

Date

11/03/2016

Check ☐ if self-employed

PTIN

P01220103

Firm's name ► DELOITTE TAX LLP

Firm's address ► 127 PUBLIC SQUARE
CLEVELAND, OH

44114

Firm's EIN ▶ 86-1065772

Phone no. 216-589-5461

Form **990-PF** (2015)

Schedule B(Form 990, 990-EZ,
or 990-PF)Department of the Treasury
Internal Revenue Service**Schedule of Contributors**

▶ Attach to Form 990, Form 990-EZ, or Form 990-PF.

▶ Information about Schedule B (Form 990, 990-EZ, or 990-PF) and its instructions is at www.irs.gov/form990

OMB No. 1545-0047

2015

Name of the organization

Employer identification number

TULSA FDN GEN FD R75618000

73-6090617

Organization type (check one):

Filers of:

Section:

Form 990 or 990-EZ

☐ 501(c)() (enter number) organization☐ 4947(a)(1) nonexempt charitable trust **not** treated as a private foundation☐ 527 political organization

Form 990-PF

☒ 501(c)(3) exempt private foundation☐ 4947(a)(1) nonexempt charitable trust treated as a private foundation☐ 501(c)(3) taxable private foundationCheck if your organization is covered by the **General Rule** or a **Special Rule**.**Note.** Only a section 501(c)(7), (8), or (10) organization can check boxes for both the General Rule and a Special Rule. See instructions.**General Rule**

- ☒ For an organization filing Form 990, 990-EZ, or 990-PF that received, during the year, contributions totaling \$5,000 or more (in money or property) from any one contributor. Complete Parts I and II. See instructions for determining a contributor's total contributions.

Special Rules

- ☐ For an organization described in section 501(c)(3) filing Form 990 or 990-EZ that met the 33 1/3 % support test of the regulations under sections 509(a)(1) and 170(b)(1)(A)(vi), that checked Schedule A (Form 990 or 990-EZ), Part II, line 13, 16a, or 16b, and that received from any one contributor, during the year, total contributions of the greater of (1) \$5,000 or (2) 2% of the amount on (i) Form 990, Part VIII, line 1h, or (ii) Form 990-EZ, line 1. Complete Parts I and II.
- ☐ For an organization described in section 501(c)(7), (8), or (10) filing Form 990 or 990-EZ that received from any one contributor, during the year, total contributions of more than \$1,000 *exclusively* for religious, charitable, scientific, literary, or educational purposes, or for the prevention of cruelty to children or animals. Complete Parts I, II, and III.
- ☐ For an organization described in section 501(c)(7), (8), or (10) filing Form 990 or 990-EZ that received from any one contributor, during the year, contributions *exclusively* for religious, charitable, etc., purposes, but no such contributions totaled more than \$1,000. If this box is checked, enter here the total contributions that were received during the year for an *exclusively* religious, charitable, etc., purpose. Do not complete any of the parts unless the **General Rule** applies to this organization because it received *nonexclusively* religious, charitable, etc., contributions totaling \$5,000 or more during the year ▶ \$ _____

Caution. An organization that is not covered by the General Rule and/or the Special Rules does not file Schedule B (Form 990, 990-EZ, or 990-PF), but it **must** answer "No" on Part IV, line 2, of its Form 990; or check the box on line H of its Form 990-EZ or on its Form 990-PF, Part I, line 2, to certify that it does not meet the filing requirements of Schedule B (Form 990, 990-EZ, or 990-PF).

Name of organization TULSA FDN GEN FD R75618000	Employer identification number 73-6090617
---	---

Part I Contributors (see instructions). Use duplicate copies of Part I if additional space is needed.

(a) No.	(b) Name, address, and ZIP + 4	(c) Total contributions	(d) Type of contribution
1	AGNES SHORT JPM CHASE BANK N.A. DALLAS, TX 75201	\$ 67,508.	Person <input checked="checked" type="checkbox"/> Payroll <input type="checkbox"/> Noncash <input type="checkbox"/> (Complete Part II for noncash contributions.)
		\$	Person <input type="checkbox"/> Payroll <input type="checkbox"/> Noncash <input type="checkbox"/> (Complete Part II for noncash contributions.)
		\$	Person <input type="checkbox"/> Payroll <input type="checkbox"/> Noncash <input type="checkbox"/> (Complete Part II for noncash contributions.)
		\$	Person <input type="checkbox"/> Payroll <input type="checkbox"/> Noncash <input type="checkbox"/> (Complete Part II for noncash contributions.)
		\$	Person <input type="checkbox"/> Payroll <input type="checkbox"/> Noncash <input type="checkbox"/> (Complete Part II for noncash contributions.)
		\$	Person <input type="checkbox"/> Payroll <input type="checkbox"/> Noncash <input type="checkbox"/> (Complete Part II for noncash contributions.)
		\$	Person <input type="checkbox"/> Payroll <input type="checkbox"/> Noncash <input type="checkbox"/> (Complete Part II for noncash contributions.)

TULSA FDN GEN FD R75618000

73-6090617

FORM 990PF, PART I - DIVIDENDS AND INTEREST FROM SECURITIES
=====

DESCRIPTION -----	REVENUE AND EXPENSES PER BOOKS -----	NET INVESTMENT INCOME -----
DIVIDEND AND INTEREST FROM SECURITIES	456,908.	456,223.
	-----	-----
TOTAL	456,908.	456,223.
	=====	=====

TULSA FDN GEN FD R75618000

73-6090617

FORM 990PF, PART I - OTHER INCOME
=====

DESCRIPTION -----	REVENUE AND EXPENSES PER BOOKS -----	NET INVESTMENT INCOME -----
TAX REFUND	2.	
OTHER INCOME	1,680.	1,680.
DEFERRED INCOME	-1,277.	
INCOME - ROYALTY	1,057.	1,057.
	-----	-----
TOTALS	1,462.	2,737.
	=====	=====

TULSA FDN GEN FD R75618000

73-6090617

FORM 990PF, PART I - LEGAL FEES
=====

DESCRIPTION -----	REVENUE AND EXPENSES PER BOOKS -----	NET INVESTMENT INCOME -----	ADJUSTED NET INCOME -----	CHARITABLE PURPOSES -----
LEGAL FEES - PRINCIPAL (ALLOCA	585.			585.
LEGAL FEES - INCOME (ALLOCABLE	1,014.			1,014.
	-----	-----	-----	-----
TOTALS	1,599.	NONE	NONE	1,599.
	=====	=====	=====	=====

TULSA FDN GEN FD R75618000

73-6090617

FORM 990PF, PART I - TAXES
=====

DESCRIPTION -----	REVENUE AND EXPENSES PER BOOKS -----	NET INVESTMENT INCOME -----
EXCISE TAX	21,000.	
FOREIGN TAX	7,126.	7,126.
	-----	-----
TOTALS	28,126.	7,126.
	=====	=====

TULSA FDN GEN FD R75618000

73-6090617

FORM 990PF, PART I - OTHER EXPENSES
=====

DESCRIPTION -----	REVENUE AND EXPENSES PER BOOKS -----	CHARITABLE PURPOSES -----
OTHER CHARITABLE EXPENSES	273.	273.
OTHER TAXES-MINERAL INTEREST	53.	53.
MINERAL INT-PRODUCTION TAX	76.	76.
 TOTALS	 ----- 402. =====	 ----- 402. =====

TULSA FDN GEN FD R75618000

73-6090617

FORM 990PF, PART II - OTHER ASSETS
=====

DESCRIPTION

LIFE INSURANCE POLICIES
OIL AND GAS ROYALTIES
DIVERSIFIED STRATEGIES

TOTALS

FORM 990PF, PART III - OTHER INCREASES IN NET WORTH OR FUND BALANCES
=====

DESCRIPTION -----	AMOUNT -----
TAX COST ADJUSTMENT	47,974.
PREMIUM RECEIPTS	10,490.

TOTAL	58,464.
	=====

=====

RECIPIENT NAME:

The Salvation Army

ADDRESS:

924 E HUDSON AVE

Tulsa, OK 74112

RELATIONSHIP:

NONE

PURPOSE OF GRANT:

GENERAL

FOUNDATION STATUS OF RECIPIENT:

PC

AMOUNT OF GRANT PAID 191,712.

RECIPIENT NAME:

Family Safety Center

ADDRESS:

3010 S HARVARD STREET STE 200

Tulsa, OK 74114

RELATIONSHIP:

NONE

PURPOSE OF GRANT:

GENERAL

FOUNDATION STATUS OF RECIPIENT:

PC

AMOUNT OF GRANT PAID 15,000.

RECIPIENT NAME:

Boy Scouts of America

Indian Nations Council

ADDRESS:

4295 S GARNETT ROAD

Tulsa, OK 74146

RELATIONSHIP:

NONE

PURPOSE OF GRANT:

GENERAL

FOUNDATION STATUS OF RECIPIENT:

PC

AMOUNT OF GRANT PAID 7,000.

FORM 990PF, PART XV, LINE 3a - CONTRIBUTIONS, GIFTS, GRANTS PAID

=====

RECIPIENT NAME:

Camp Fire USA

ADDRESS:

706 S BOSTON AVE

Tulsa, OK 74119

RELATIONSHIP:

NONE

PURPOSE OF GRANT:

GENERAL

FOUNDATION STATUS OF RECIPIENT:

PC

AMOUNT OF GRANT PAID 7,769.

RECIPIENT NAME:

Tulsa Boys Home

ADDRESS:

P.O. BOX 1101

Tulsa, OK 74101

RELATIONSHIP:

NONE

PURPOSE OF GRANT:

GENERAL

FOUNDATION STATUS OF RECIPIENT:

PC

AMOUNT OF GRANT PAID 191,712.

RECIPIENT NAME:

Young Womens Christian Association

ADDRESS:

1503 S DENVER AVE.

Tulsa, OK 74119

RELATIONSHIP:

NONE

PURPOSE OF GRANT:

GENERAL

FOUNDATION STATUS OF RECIPIENT:

PC

AMOUNT OF GRANT PAID 7,000.

=====

RECIPIENT NAME:

Goodwill Industries of Tulsa

ADDRESS:

2800 SOUTHWEST BOULEVARD

Tulsa, OK 74107

RELATIONSHIP:

NONE

PURPOSE OF GRANT:

GENERAL

FOUNDATION STATUS OF RECIPIENT:

PC

AMOUNT OF GRANT PAID 191,712.

RECIPIENT NAME:

Life Senior Services Inc

ADDRESS:

5950 EAST 31ST STREET

Tulsa, OK 74135

RELATIONSHIP:

NONE

PURPOSE OF GRANT:

GENERAL

FOUNDATION STATUS OF RECIPIENT:

PC

AMOUNT OF GRANT PAID 5,000.

RECIPIENT NAME:

Young Mens Christian Association

Ocmulgee County

ADDRESS:

420 S MAIN STREET

Tulsa, OK 74103

RELATIONSHIP:

NONE

PURPOSE OF GRANT:

GENERAL

FOUNDATION STATUS OF RECIPIENT:

PC

AMOUNT OF GRANT PAID 191,712.

=====

RECIPIENT NAME:

Oklahoma Baptist Homes for Children

ADDRESS:

3800 N MAY AVENUE

Oklahoma City, OK 73112

RELATIONSHIP:

NONE

PURPOSE OF GRANT:

GENERAL

FOUNDATION STATUS OF RECIPIENT:

PC

AMOUNT OF GRANT PAID 4,635.

RECIPIENT NAME:

Lollipops and Rainbows Inc

ADDRESS:

5103 S SHERIDAN STE 670

Tulsa, OK 74145

RELATIONSHIP:

NONE

PURPOSE OF GRANT:

GENERAL

FOUNDATION STATUS OF RECIPIENT:

PC

AMOUNT OF GRANT PAID 2,500.

RECIPIENT NAME:

Tulsa Advocates for the Protection
of Children

ADDRESS:

P.O. BOX 14044

Tulsa, OK 74159

RELATIONSHIP:

NONE

PURPOSE OF GRANT:

GENERAL

FOUNDATION STATUS OF RECIPIENT:

PC

AMOUNT OF GRANT PAID 7,500.

=====

RECIPIENT NAME:

THE LITTLE LIGHT HOUSE, INC.

ADDRESS:

5120 EAST 36TH STREET

Tulsa, OK 74135

RELATIONSHIP:

NONE

PURPOSE OF GRANT:

GENERAL

FOUNDATION STATUS OF RECIPIENT:

PC

AMOUNT OF GRANT PAID 5,000.

RECIPIENT NAME:

Child Abuse Network, Inc

ADDRESS:

2829 S. SHERIDAN ROAD

Tulsa, OK 74129

RELATIONSHIP:

NONE

PURPOSE OF GRANT:

GENERAL

FOUNDATION STATUS OF RECIPIENT:

PC

AMOUNT OF GRANT PAID 10,000.

RECIPIENT NAME:

SPECIAL OLYMPICS OKLAHOMA

ADDRESS:

6835 S CANTON AVE

TULSA, OK 74136

RELATIONSHIP:

NONE

PURPOSE OF GRANT:

GENERAL

FOUNDATION STATUS OF RECIPIENT:

PC

AMOUNT OF GRANT PAID 3,133.

=====

RECIPIENT NAME:

Longwalk Oklahoma, Inc

ADDRESS:

5147 S. HARVARD

Tulsa, OK 74135

RELATIONSHIP:

NONE

PURPOSE OF GRANT:

GENERAL

FOUNDATION STATUS OF RECIPIENT:

PC

AMOUNT OF GRANT PAID 5,000.

RECIPIENT NAME:

TULSA COMMUNITY FOUNDATION

ADDRESS:

7030 S YALE AVE, STE 600

TULSA, OK 74136

RELATIONSHIP:

NONE

PURPOSE OF GRANT:

GENERAL

FOUNDATION STATUS OF RECIPIENT:

PC

AMOUNT OF GRANT PAID 7,000.

RECIPIENT NAME:

DOMESTIC VIOLENCE INTERVENTION SERVICES

ADDRESS:

4300 S HARVARD AVE

TULSA, OK 74135

RELATIONSHIP:

NONE

PURPOSE OF GRANT:

GENERAL

FOUNDATION STATUS OF RECIPIENT:

PC

AMOUNT OF GRANT PAID 10,000.

=====

RECIPIENT NAME:

PHILBROOK MUSEUM OF ART

ADDRESS:

2727 S ROCKFORD RD

TULSA, OK 74114

RELATIONSHIP:

NONE

PURPOSE OF GRANT:

GENERAL

FOUNDATION STATUS OF RECIPIENT:

PC

AMOUNT OF GRANT PAID 5,000.

RECIPIENT NAME:

IRON GATE AT TRINITY, INC

ADDRESS:

501 S CINCINNATI

TULSA, OK 74103

RELATIONSHIP:

NONE

PURPOSE OF GRANT:

GENERAL

FOUNDATION STATUS OF RECIPIENT:

PC

AMOUNT OF GRANT PAID 7,000.

RECIPIENT NAME:

TULSA GIRLS ART SCHOOL

ADDRESS:

2202 E ADMIRAL BLVD

Tulsa, OK 74110

RELATIONSHIP:

NONE

PURPOSE OF GRANT:

GENERAL

FOUNDATION STATUS OF RECIPIENT:

PC

AMOUNT OF GRANT PAID 2,000.

TULSA FDN GEN FD R75618000

73-6090617

FORM 990PF, PART XV, LINE 3a - CONTRIBUTIONS, GIFTS, GRANTS PAID

=====

RECIPIENT NAME:

Watchtower Bible & Tract Society of NY

ADDRESS:

25 COLUMBIA HTS

Brooklyn, NY 11201

RELATIONSHIP:

NONE

PURPOSE OF GRANT:

GENERAL

FOUNDATION STATUS OF RECIPIENT:

PC

AMOUNT OF GRANT PAID 67,508.

TOTAL GRANTS PAID:

944,893.

=====

STATEMENT 15



JPMorgan Chase Bank, N.A.
270 Park Avenue, New York, NY 10017-2014

TULSA FDN GEN FD ACCT. R75618000
For the Period 1/1/15 to 12/31/15

Fiduciary Account

J.P. Morgan Team

Whitney Staufer	Banker	918/586-5525
Gary Ward	T & E Officer	214/965-3457
Melody Melton	T & E Administrator	918/586-5362
Richard Kohlbacher	Portfolio Manager	918/586-5556
Vicki Lynch	Client Service Team	877/576-2869
Lane Moore	Client Service Team	
Eric Wilkerson	Client Service Team	
Online access	www.jpmorganonline.com	

Table of Contents

	Page
Account Summary	2
Holdings	
Equity	5
Alternative Assets	9
Cash & Fixed Income	11
Portfolio Activity	13

Client News

Please review the information about potential conflicts of interest at the end of your statement.

Information on Structured Products Fees in discretionary trust portfolios

Effective September 22, 2015, in connection with acting as discretionary trustee for trust accounts, J P Morgan or its affiliates no longer earn a mark-up at the time of purchase, or a product fee for structured products. This change does not affect the fees earned by the issuer that are embedded in the structured product.

Please see disclosures located at the end of this statement package for important information relating to each J P Morgan account(s)

J.P.Morgan

0000006312 15 0 15 00002 SCHMID 20160105

Page 1 of 39

001744 2299 of 4267 NSP00006 XL K0000000

00540738803101744289
0064073068001000012239



TULSA FDN GEN FD ACC7 R75618000
For the Period 1/1/15 to 12/31/15

Account Summary

PRINCIPAL

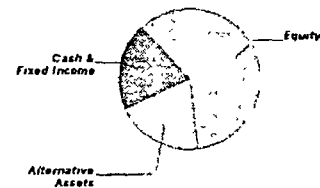
Asset Allocation	Beginning Market Value	Ending Market Value	Change in Value	Estimated Annual Income	Current Allocation
Equity	1,069,520.22	1,001,344.57	(68,175.65)	16,522.13	60%
Alternative Assets	437,878.37	348,452.03	(89,426.34)	864.36	20%
Cash & Fixed Income	372,634.87	345,129.74	(27,505.13)	10,091.46	20%
Market Value	\$1,880,033.46	\$1,694,926.34	(\$185,107.12)	\$27,577.95	100%

INCOME

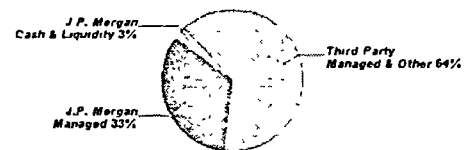
Cash Position	Beginning Market Value	Ending Market Value	Change in Value
Cash Balance	14,451.94	15,222.88	770.94
Accruals	851.19	895.31	44.12
Market Value	\$15,303.13	\$16,118.19	\$815.06

* J.P. Morgan Managed includes mutual funds, other registered funds and hedge funds managed by J.P. Morgan and structured products issued by J.P. Morgan. Third-Party Managed & Other includes mutual funds, exchange traded funds, hedge funds, and separately managed accounts managed by parties other than J.P. Morgan, separately managed accounts managed by J.P. Morgan where a party other than J.P. Morgan is the appointed investment advisor, structured products and exchange traded notes issued by parties other than J.P. Morgan, investment conduits investing in non-J.P. Morgan managed hedge funds, where J.P. Morgan is solely administrator to the conduit, and other investments not managed or issued by J.P. Morgan. J.P. Morgan Cash & Liquidity Funds includes cash, J.P. Morgan deposit sweeps and J.P. Morgan money market mutual funds. See important information about investment principles and conflicts in the disclosures section.

Asset Allocation



Manager Allocation *





TULSA FDN GEN FD ACCT R75618000
For the Period 1/1/15 to 12/31/15

Account Summary CONTINUED

PRINCIPAL

Portfolio Activity	Current Period Value	Year-to-Date Value
Beginning Market Value	1,880,033.46	1,880,033.46
Additions	1,763.63	1,763.63
Withdrawals & Fees	(113,824.76)	(113,824.76)
Net Additions/Withdrawals	(\$112,061.13)	(\$112,061.13)
Income	10,869.37	10,869.37
Change in Investment Value	(83,915.36)	(83,915.36)
Ending Market Value	\$1,694,926.34	\$1,694,926.34
Accruals	--	--
Market Value with Accruals	--	--

INCOME

	Current Period Value	Year-to-Date Value
	14,451.94	14,451.94
	104,372.80	104,372.80
	(139,599.71)	(139,599.71)
	(\$35,226.91)	(\$35,226.91)
	35,997.85	35,997.85
	\$15,222.88	\$15,222.88
	895.31	895.31
	\$16,118.19	\$16,118.19

Tax Summary	Current Period Value	Year-to-Date Value
Domestic Dividends/Distributions	31,290.16	31,290.16
Interest Income	4,707.69	4,707.69
Taxable Income	\$35,997.85	\$35,997.85
Cash Receipts	1,679.52	1,679.52
Partnership/Alt Asset Distributions	9,189.85	9,189.85
Other Income & Receipts	\$10,869.37	\$10,869.37

	Current Period Value	Year-to-Date Value
LT Capital Gain Distributions	31,169.38	31,169.38
ST Realized Gain/Loss	(15,609.28)	(15,609.28)
LT Realized Gain/Loss	30,109.27	30,109.27
Realized Gain/Loss	\$45,669.37	\$45,669.37

	To-Date Value
Unrealized Gain/Loss	\$291.03

J.P.Morgan



TULSA FDN GEN FD ACCT. R75618000
For the Period 1/1/15 to 12/31/15

Account Summary CONTINUED

Cost Summary		Cost
Equity		979,060.86
Cash & Fixed Income		361,253.94
Total		\$1,340,314.80

J.P.Morgan

Page 4 of 39




TULSA FDN GEN FD ACCT. R75618000
For the Period 1/1/15 to 12/31/15

Equity Summary

Asset Categories	Beginning Market Value	Ending Market Value	Change In Value	Current Allocation
US Large Cap Equity	492,755 72	428,604 76	(64,150 96)	26%
US Mid Cap Equity	145,390 49	128 799 59	(16,590 90)	8%
US Small Cap Equity	0 00	18 085 90	18,085 90	1%
EAFE Equity	252,518 44	176,295 81	(76,222 63)	10%
European Large Cap Equity	0 00	76,826 20	76,826 20	5%
Japanese Large Cap Equity	22,885 94	22,683 79	(202 15)	1%
Asia ex-Japan Equity	92,310 39	64,933 34	(27,377 05)	4%
Emerging Market Equity	63,659 24	85,115 18	21,455 94	5%
Total Value	\$1,069,520.22	\$1,001,344.57	(\$68,175.65)	60%

Market Value/Cost	Current Period Value
Market Value	1,001,344 57
Tax Cost	979,060 86
Unrealized Gain/Loss	22,283 71
Estimated Annual Income	16,622 13
Accrued Dividends	872 32
Yield	1 65 %

Asset Categories



Equity as a percentage of your portfolio - 60 %

J.P.Morgan



TULSA FDN GEN FD ACCT R75618000
For the Period 1/1/15 to 12/31/15

Equity Detail

	Price	Quantity	Value	Adjusted Tax Cost Original Cost	Unrealized Gain/Loss	Est Annual Inc Accrued Div	Yield
US Large Cap Equity							
BBH CORE SELECT FD-N 05528X-60-4 BBTE X	20 40	3,222 159	65,732 04	57,000 00	8,732 04		
JPM US LARGE CAP CORE PLUS FD - SEL FUND 1002 4812A2-38-9 JLPS X	26 81	2,382 294	63,869 30	72,254 96	(8,385 66)	147 70	0 23%
PARNASSUS CORE EQUITY FD-INS 701769-40-8 PRIL X	37 03	2,161 513	80,040 83	85,336 54	(5,295 71)	1,921 58	2 40%
PRIMECAP ODYSSEY STOCK FD 74160Q-30-1 POSK X	23 61	3,057 018	72,176 19	72,757 02	(580 83)	742 85	1 03%
SPDR S&P 500 ETF TRUST 78462F-10-3 SPY	203 87	720 000	146,786 40	118,644 05	28,142 35	3,028 32 872 32	2 06%
Total US Large Cap Equity			\$428,604.76	\$405,992.57	\$22,612 19	\$5,840.45 \$872.32	1.36%
US Mid Cap Equity							
ISHARES CORE S&P MIDCAP ETF 464287-50-7 IJH	139 32	594 000	82,756 08	74,675 09	8,080 99	1,231 95	1 56%
PRUDENTIAL JENN M/C GROW-Z 74441C-80-8 PEGZ X	35 92	1,281 835	46,043 51	44,612 61	1,430 90		
Total US Mid Cap Equity			\$128,799.59	\$119,287.70	\$9,511.89	\$1,231.95	1 00%



TULSA FDN GEN FD ACCT R75618000
For the Period 1/1/15 to 12/31/15

	Price	Quantity	Value	Adjusted Tax Cost Original Cost	Unrealized Gain/Loss	Est. Annual Inc Accrued Div	Yield
US Small Cap Equity							
TRIBUTARY SMALL CO-INST PLUS 89609H-70-4 FOSS X	22.49	804.175	18,085.90	18,952.44	(876.54)	86.85	0.48%
EAFE Equity							
ARTISAN INTL VALUE FD-ADV 04314H-66-7 APDK X	31.70	2,640.272	83,696.62	73,792.01	9,904.61		
DODGE & COX INTL STOCK FD 256206-10-3 DODF X	36.48	2,538.355	92,599.19	104,981.51	(12,382.32)	2,132.21	2.30%
Total EAFE Equity			\$176,295.81	\$178,773.52	(\$2,477.71)	\$2,132.21	1.21%
European Large Cap Equity							
DEUTSCHE X-TRACKERS MSCI EUR 233051-85-3 DBEU	25.85	2,972.000	76,826.20	75,271.55	1,554.65	3,795.24	4.94%
Japanese Large Cap Equity							
BROWN ADV JAPAN ALPHA OPP-IS 115233-57-9 BAFJ X	10.88	2,084.907	22,683.79	21,452.45	1,231.34	1,978.57	8.72%

J.P.Morgan

Page 7 of 39

001744 2302 of 4267 NSP00006 XI NYNYNRM



TULSA FDN GEN FD ACC# R75618000
For the Period 1/1/15 to 12/31/15

	Price	Quantity	Value	Adjusted Tax Cost Original Cost	Unrealized Gain/Loss	Est Annual Inc Accrued Div	Yield
Asia ex-Japan Equity							
ISHARES MSCI ALL COUNTRY ASI 464288-18-2 AAXJ	53.41	634,000	33,861.94	34,115.28	(253.34)	8.27.37	2.44%
MATTHEWS PACIFIC TIGER-INST 577130-83-4 MIPTX	23.52	1,321,063	31,071.40	25,891.36	5,180.04		
Total Asia ex-Japan Equity			\$64,933.34	\$60,006.64	\$4,926.70	\$8,77.37	1.27%
Emerging Market Equity							
DELAWARE EMERGING MARKETS-I 245914-81-7 DEMIX	12.46	2,732,881	34,051.70	40,883.90	(6,832.20)	103.84	0.30%
ISHARES MSCI INDIA ETF 464298-59-8 INDA	27.50	1,303,000	35,832.50	41,220.72	(5,388.22)	426.08	1.19%
NEUBERGER BERGR CHINA EQ-LS 64122Q-46-5 NCEIX	11.24	1,355,069	15,230.98	17,209.37	(1,978.39)	119.57	0.92%
Total Emerging Market Equity			\$85,115.18	\$99,313.99	(\$14,198.81)	\$619.49	0.79%

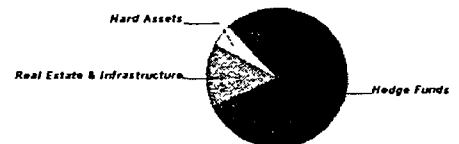


TULSA FDN GEN FD ACCT. R75618000
For the Period 1/1/15 to 12/31/15

Alternative Assets Summary

Asset Categories	Beginning Estimated Value	Ending Estimated Value	Change In Value	Current Allocation
Hedge Funds	394,981.56	276,618.32	(118,363.24)	16%
Real Estate & Infrastructure	0.00	55,397.19	55,397.19	3%
Hard Assets	42,896.81	16,436.52	(26,460.29)	1%
Total Value	\$437,878.37	\$348,452.03	(\$89,426.34)	20%

Asset Categories



Alternative Assets Detail

Alternative Assets as a percentage of your portfolio - 20 %

	Price	Quantity	Estimated Value	Cost
Hedge Funds				
JPM ACCESS MULTI-STRATEGY FUND II	15.32	18,052.544	276,618.32	287,411.92
RIC ENDOWMENTS & FOUNDATIONS & OTHER	11/30/15			
- AUTOMATIC REINVESTMENT				
N/O Client				
HFGAPB-WF-1				

J.P.Morgan



00540718803101744203
00640718803101744203



TULSA FDN CEN FD ACC# R75618000
For the Period 1/1/15 to 12/31/15

	Quantity/Original Commitment Amount	Cost/Net Capital Called Since Inception	Net Distributions Since Inception	Estimated Value	Est. Annual Inc. Accrued Div	Yield
Real Estate & Infrastructure						
JPM REALTY INC FD - INSTL FUND 1372 904504-50-3 URTL X	2,828.21	39,821.12		37,897.95	610.89	1.61%
PRUDENTIAL GLOBAL REAL EST-Z 744336-50-4 PURZ X	738.99	18,962.44		17,499.24	233.47	1.45%
Total Real Estate & Infrastructure		\$58,783.56	\$0.00	\$55,397.19	\$844.36	

Amounts shown above under "Estimated Value" for private equity funds are estimates based on the latest fund values received from each underlying fund, which value may be as of a date (underlying fund value date) prior to the period covered by this statement. The values provided by the underlying fund have been adjusted for any cash flows between your account and such fund that have occurred subsequent to the underlying fund value date to derive the "Estimated Value". Therefore, such "Estimated Value" may not reflect the value of your interest shown on any fund's actual books and records as of the date of this statement. For additional information, please contact your J.P. Morgan representative.

For private equity funds, Estimated Values are based on estimates provided by the underlying funds that are generally presented on a US GAAP basis, which records investments at fair value, or "marked-to-market". Most of these underlying funds also present their audited financial statements on a US GAAP basis (i.e., "marked-to-market"). However, some of these underlying funds present their audited financial statements using the Income Tax Basis of Accounting, which records investments "at cost" based on the accrual basis of accounting for Federal income taxes. Where the underlying fund provides periodic estimates on a "marked-to-market" basis but reflects investments "at cost" in its audited financial statements, the marked-to-market Estimated Value shown herein for a private equity fund may be materially different from the value reflected on such fund's audited financial statements (which are also based on the audited financial statements of the underlying fund).

	Price	Quantity	Estimated Value	Cost	Est. Annual Income Accrued income
Hard Assets					
SPDR GOLD SHARES 78463V-10-7 GLD	101.46	162.000	16,436.52	18,918.63	



TULSA FDN GEN FD ACCT. R75618000
For the Period 1/1/15 to 12/31/15

Cash & Fixed Income Summary

Asset Categories	Beginning Market Value	Ending Market Value	Change In Value	Current Allocation
Cash	110,065.22	49,804.60	(60,260.62)	3%
US Fixed Income	262,569.65	295,325.14	32,755.49	17%
Total Value	\$372,634.87	\$345,129.74	(\$27,505.13)	20%

Market Value/Cost	Current Period Value
Market Value	345,129.74
Tax Cost	361,253.94
Unrealized Gain/Loss	(16,124.20)
Estimated Annual Income	10,091.46
Accrued Interest	22.99
Yield	2.92%

SUMMARY BY MATURITY

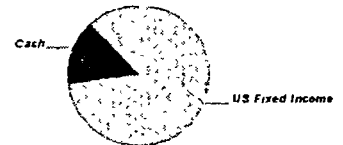
Cash & Fixed Income	Market Value	% of Bond Portfolio
0-6 months ¹	345,129.74	100%

¹ The years indicate the number of years until the bond is scheduled to mature based on the statement end date. Some bonds may be called, or paid in full, before their stated maturity.

SUMMARY BY TYPE

Cash & Fixed Income	Market Value	% of Bond Portfolio
Cash	49,804.60	14%
Mutual Funds	295,325.14	86%
Total Value	\$345,129.74	100%

Cash & Fixed Income as a percentage of your portfolio - 20 %



J.P.Morgan



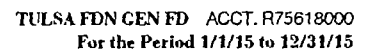
TULSA FDN GEN FD ACCT R75618000
For the Period 1/1/13 to 12/31/15

Note ¹ This is the Annual Percentage Yield (APY) which is the rate earned if balances remain on deposit for a full year with compounding, there is no change in the interest rate and all interest is left in the account

Cash & Fixed Income Detail

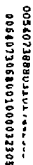
	Price	Quantity	Value	Adjusted Tax Cost Original Cost	Unrealized Gain/Loss	Est Annual Income Accrued Interest	Yield
Cash							
US DOLLAR PRINCIPAL	1.00	49,804.60	49,804.60	49,804.60		14.94	0.03% ¹
US Fixed Income							
JPM MANAGED INC FD - INSTL FUND 2119 48121A-41-5	10.00	4,541.90	45,419.01	45,471.69	(52.68)	181.67 22.99	0.40%
DODGE & COX INCOME FD 256210-10-5	13.29	2,687.87	35,721.81	36,985.11	(1,263.30)	1,083.21	3.03%
JPM CORE BD FD - SEL FUND 3720 4812C0-38-1	11.54	6,938.40	80,069.14	81,595.59	(1,526.45)	1,873.36	2.34%
JPM HIGH YIELD FD - SEL FUND 3580 4812C0-80-3	6.84	9,907.54	67,767.59	79,777.11	(12,009.52)	4,180.98	6.17%
DOUBLELINE TOTL RET BND-I 258620-10-3	10.78	6,154.69	66,347.59	67,619.84	(1,272.25)	2,757.30	4.16%
Total US Fixed Income			\$295,325.14	\$311,449.34	(\$16,124.20)	\$10,076.52 \$22.99	3.41%

J.P.Morgan



	PRINCIPAL		INCOME	
Transactions	Current Period Value	Year-To-Date Value*	Current Period Value	Year-To-Date Value*
Beginning Cash Balance	110,065.22	--	14,451.94	--
INFLOWS				
Income	10,869.37	10,869.37	35,997.85	35,997.85
Contributions	1,763.63	1,763.63	104,372.80	104,372.80
Total Inflows	\$12,633.00	\$12,633.00	\$140,370.65	\$140,370.65
OUTFLOWS **				
Withdrawals	(115,653.61)	(115,653.61)	(110,809.67)	(110,809.67)
Fees & Commissions	(7,361.00)	(7,361.00)	(7,790.04)	(7,790.04)
Tax Payments			(21,000.00)	(21,000.00)
Total Outflows	(\$123,014.61)	(\$123,014.61)	(\$139,599.71)	(\$139,599.71)
TRADE ACTIVITY				
Settled Sales/Maturities/Redemptions	593,589.39	593,589.39		
Settled Securities Purchased	(543,468.40)	(543,468.40)		
Total Trade Activity	\$50,120.99	\$50,120.99	\$0.00	\$0.00
Ending Cash Balance	\$49,804.60	--	\$15,222.88	--

** Your account's standing instructions use a HIGH COST method for relieving assets from your position





JPMorgan Chase Bank, N.A.
270 Park Avenue, New York, NY 10017-2014

TUL FDN DOAN FI ACCT. R75618315
For the Period 1/1/15 to 12/31/15

Fiduciary Account

J.P. Morgan Team

Whitney Stauffer	Banker	918/586-5525
Gary Ward	T & E Officer	214/965-3457
Melody Melton	T & E Administrator	918/586-5362
Richard Kohlbacher	Portfolio Manager	918/586-5556
Vicki Lynch	Client Service Team	877/576-2869
Lane Moore	Client Service Team	
Enc Wilkerson	Client Service Team	
Online access	www.jpmorganonline.com	

Table of Contents

Page

Account Summary	2
Portfolio Activity	4

Client News

Please review the information about potential conflicts of interest at the end of your statement.

Please see disclosures located at the end of this statement package for important information relating to each J P Morgan account(s)

J.P.Morgan

0000006312 15 0 15 03002 SCHMMD 20160105

Page 1 of 26

001744 2338 of 4267 NSPOOM6 JI NYNYNDON

005407388031017442318
006407388031017442318



TUL FDN DOAN FI ACCT R75618315
For the Period 1/1/15 to 12/31/15

Account Summary

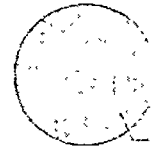
PRINCIPAL

Asset Allocation	Beginning Market Value	Ending Market Value	Change In Value	Estimated Annual Income	Current Allocation
Cash & Fixed Income	827,204.00	0.00	(827,204.00)		
Market Value	\$827,204.00	\$0.00	(\$827,204.00)	\$0.00	

Manager Allocation *

INCOME

Cash Position	Beginning Market Value	Ending Market Value	Change In Value
Cash Balance	1,316.59	1.86	(1,314.73)
Accruals	2,083.15	0.00	(2,083.15)
Market Value	\$3,399.74	\$1.86	(\$3,397.88)



J.P. Morgan
Cash & Liquidity 100%

* J.P. Morgan Cash & Liquidity Funds includes cash, J.P. Morgan deposit sweeps and J.P. Morgan money market mutual funds. See important information about investment principles and conflicts in the disclosures section.

J.P.Morgan



TUL FDN DOAN FI ACCT R75618315
For the Period 1/1/15 to 12/31/15

Account Summary CONTINUED

Portfolio Activity	PRINCIPAL		INCOME	
	Current Period Value	Year-to-Date Value	Current Period Value	Year-to-Date Value
Beginning Market Value	827,204 00	827,204 00	1,316.59	1,316 59
Additions	1,605 54	1,605 54		
Withdrawals & Fees	(823,883 13)	(823,883 13)	(4,833 06)	(4,833 06)
Securities Transferred Out	(3,106 10)	(3,106 10)	--	--
Net Additions/Withdrawals	(\$825,383 69)	(\$825,383.69)	(\$4,833.06)	(\$4,833 06)
Income			3,518 33	3,518 33
Change In Investment Value	(1,820 31)	(1,820 31)		
Ending Market Value	\$0.00	\$0.00	\$1.86	\$1.86

Tax Summary	PRINCIPAL		INCOME	
	Current Period Value	Year-to-Date Value	Current Period Value	Year-to-Date Value
Interest Income	3,518 33	3,518 33		
Taxable Income	\$3,518 33	\$3,518 33		
			LT Realized Gain/Loss	11,668 56
			Realized Gain/Loss	\$11,668.56

J.P.Morgan

Page 3 of 26

001744 2339 of 4267 NSFOCM06 XL NYNY0000

005407388801017442339
006407366800100003339



TUL FDN DOAN FI ACCT: R75618315
For the Period 1/1/15 to 12/31/15

Portfolio Activity Summary

Transactions	PRINCIPAL		INCOME	
	Current Period Value	Year-To-Date Value*	Current Period Value	Year-To-Date Value*
Beginning Cash Balance	349,556.94	--	1,316.59	--
INFLOWS				
Income			3,518.33	3,518.33
Contributions	1,605.54	1,605.54		
Total Inflows	\$1,605.54	\$1,605.54	\$3,518.33	\$3,518.33
OUTFLOWS **				
Withdrawals	(823,883.13)	(823,883.13)	(4,833.06)	(4,833.06)
Total Outflows	(\$823,883.13)	(\$823,883.13)	(\$4,833.06)	(\$4,833.06)
TRADE ACTIVITY				
Settled Sales/Maturities/Redemptions	472,720.65	472,720.65		
Total Trade Activity	\$472,720.65	\$472,720.65	\$0.00	\$0.00
Ending Cash Balance	\$0.00	--	\$1.86	--

Securities Transferred In/Out	Current Period Value	Year-To-Date Value*
Securities Transferred Out	(3,106.10)	(3,106.10)

* Year to date information is calculated on a calendar year basis

** Your account's standing Instructions use a HIGH COST method for relieving assets from your position

J.P.Morgan



JPMorgan Chase Bank, N.A.
270 Park Avenue, New York, NY 10017-2014

TUL FDN DOAN ACCT R75618307
For the Period 1/1/15 to 12/31/15

Fiduciary Account

J.P. Morgan Team

Whitney Stauffer	Banker	918/586-5525
Gary Ward	T & E Officer	214/965-3457
Melody Melton	T & E Administrator	918/586-5362
Richard Kohlbacher	Portfolio Manager	918/586-5556
Vicki Lynch	Client Service Team	877/576-2869
Lane Moore	Client Service Team	
Eric Wilkerson	Client Service Team	
Online access	www.jpmorganonline.com	

Table of Contents

	Page
Account Summary	2
Holdings	
Equity	5
Alternative Assets	9
Cash & Fixed Income	11
Specialty Assets	13
Portfolio Activity	14

Client News

Please review the information about potential conflicts of interest at the end of your statement.

Information on Structured Products Fees in discretionary trust portfolios

Effective September 22, 2015, in connection with acting as discretionary trustee for trust accounts, J P Morgan or its affiliates no longer earn a mark-up at the time of purchase, or a product fee for structured products. This change does not affect the fees earned by the issuer that are embedded in the structured product.

Please see disclosures located at the end of this statement package for important information relating to each J P Morgan account(s)

J.P.Morgan

0000006312 15.0 15 00012 SCHMID 20160105

Page 1 of 38

001744 2319 of 4267 88700466 XL NYNY0000

0054073880101742319
00640738800100002319



TUL EDN DOAN ACCT R75618307
For the Period 1/1/15 to 12/31/15

Account Summary

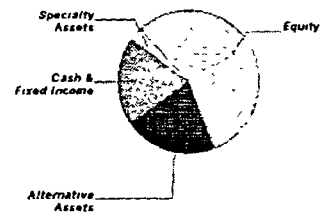
PRINCIPAL

Asset Allocation	Beginning Market Value	Ending Market Value	Change In Value	Estimated Annual Income	Current Allocation
Equity	9,719,875.98	9,446,888.55	(272,987.43)	157,687.80	58%
Alternative Assets	3,779,706.18	3,260,543.40	(519,162.78)	9,184.21	21%
Cash & Fixed Income	2,744,134.77	3,248,888.65	504,753.88	93,317.31	20%
Specialty Assets	1.00	1.00	0.00		1%
Market Value	\$16,243,717.93	\$15,956,321.60	(\$287,396.33)	\$260,189.32	100%

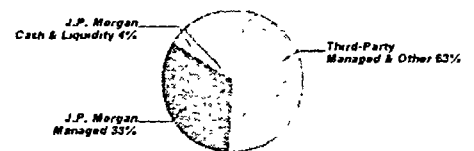
INCOME

Cash Position	Beginning Market Value	Ending Market Value	Change In Value
Cash Balance	432,254.42	252,943.14	(179,311.28)
Accruals	8,967.00	9,579.58	612.58
Market Value	\$441,221.42	\$262,522.72	(\$178,698.70)

Asset Allocation



Manager Allocation *



* J.P. Morgan Managed includes mutual funds, other registered funds and hedge funds managed by J.P. Morgan and structured products issued by J.P. Morgan. Third-Party Managed & Other includes mutual funds, exchange traded funds, hedge funds, and separately managed accounts managed by parties other than J.P. Morgan, separately managed accounts managed by J.P. Morgan where a party other than J.P. Morgan is the appointed investment advisor, structured products and exchange traded notes issued by parties other than J.P. Morgan, investment conduits investing in non-J.P. Morgan managed hedge funds, where J.P. Morgan is solely administrator to the conduit, and other investments not managed or issued by J.P. Morgan. J.P. Morgan Cash & Liquidity Funds includes cash, J.P. Morgan deposit sweeps and J.P. Morgan money market mutual funds. See important information about investment principles and conflicts in the disclosures section.

J.P.Morgan



TUL FDN DOAN ACCT R75618307
For the Period 1/1/15 to 12/31/15

Account Summary CONTINUED

Portfolio Activity	PRINCIPAL	
	Current Period Value	Year-to-Date Value
Beginning Market Value	16,243,717.93	16,243,717.93
Additions	882,883.13	882,883.13
Withdrawals & Fees	(424,362.22)	(424,362.22)
Net Additions/Withdrawals	\$458,520.91	\$458,520.91
Income	81,321.69	81,321.69
Change In Investment Value	(827,238.93)	(827,238.93)
Ending Market Value	\$15,956,321.60	\$15,956,321.60
Accruals	--	--
Market Value with Accruals	--	--

Tax Summary	Current Period Value	Year-to-Date Value
Domestic Dividends/Distributions	296,699.79	296,699.79
Interest Income	278.56	278.56
Taxable Income	\$296,978.35	\$296,978.35
Partnership/Alt Asset Distributions	81,321.69	81,321.69
Specialty Asset Income	1,057.41	1,057.41
Other Income & Receipts	\$82,379.10	\$82,379.10

	INCOME	
	Current Period Value	Year-to-Date Value
	432,254.42	432,254.42
	4,833.06	4,833.06
	(482,180.10)	(482,180.10)
	(\$477,347.04)	(\$477,347.04)
	298,035.76	298,035.76
	\$252,943.14	\$252,943.14
	9,579.58	9,579.58
	\$262,522.72	\$262,522.72

	Current Period Value	Year-to-Date Value
LT Capital Gain Distributions	282,623.12	282,623.12
ST Realized Gain/Loss	(173,463.63)	(173,463.63)
LT Realized Gain/Loss	(20,339.48)	(20,339.48)
Realized Gain/Loss	\$88,820.01	\$88,820.01

	To-Date Value
Unrealized Gain/Loss	\$9,268.85

J.P.Morgan



TUL FDN DOAN ACC# R75618307
For the Period 1/1/13 to 12/31/15

Account Summary CONTINUED

Cost Summary		Cost
Equity		9,223,358.12
Cash & Fixed Income		3,404,794.95
Total		\$12,628,153.07




TUL FDN DOAN ACCT. R75618307
For the Period 1/1/15 to 12/31/15

Equity Summary

Asset Categories	Beginning Market Value	Ending Market Value	Change In Value	Current Allocation
US Large Cap Equity	4,490,514.84	4,030,653.22	(459,861.62)	24%
US Mid Cap Equity	1,322,076.13	1,233,924.78	(88,151.35)	8%
US Small Cap Equity	0.00	169,369.15	169,369.15	1%
EAFE Equity	2,298,987.46	1,661,458.74	(637,528.72)	10%
European Large Cap Equity	0.00	723,670.75	723,670.75	5%
Japanese Large Cap Equity	185,002.05	213,233.03	28,230.98	1%
Asia ex-Japan Equity	844,562.49	612,633.09	(231,929.40)	4%
Emerging Market Equity	578,733.01	801,945.79	223,212.78	5%
Total Value	\$9,719,875.98	\$9,446,888.55	(\$272,987.43)	58%

Market Value/Cost	Current Period Value
Market Value	9,446,888.55
Tax Cost	9,223,358.12
Unrealized Gain/Loss	223,530.43
Estimated Annual Income	157,687.80
Accrued Dividends	9,337.42
Yield	1.66%

Asset Categories



J.P.Morgan



TUL FDN DOAN ACC'T. R75618307
For the Period 1/1/15 to 12/31/15

Equity Detail

	Price	Quantity	Value	Adjusted Tax Cost Original Cost	Unrealized Gain/Loss	Est Annu. Inc. Accrued Div	Yield
US Large Cap Equity							
BBH CORE SELECT FD-N 05528X-60-4 BBTE X	20 40	28,957 708	590,737 24	512,261 86	78,475 38		
JPM US LARGE CAP CORE PLUS FD - SEL FUND 1002 4812A2-38-9 JLPS X	26 81	21,744 149	582,960 63	624,830 14	(41,869 51)	1,318 13	0 23%
PARNASSUS CORE EQUITY FD-INS 701769-40-8 PRIL X	37 03	17,296 421	640,486 47	682,862 72	(42,376 25)	15,376 51	2 40%
PRIMECAP ODYSSEY STOCK FD 74160Q-30-1 POSK X	23 61	27,329 216	645,242 79	650,435 34	(5,192 55)	6,640 99	1 03%
SPDR S&P 500 ETF TRUST 78462F-10-3 SPY	203 87	7,707 000	1,571,226 09	1,388,680 21	182,545 88	32,456 64 9,337 42	2 06%
Total US Large Cap Equity			\$4,030,653.22	\$3,859,070.27	\$171,582.95	\$55,731.27 \$9,317.42	1.38%
US Mid Cap Equity							
ISHARES CORE S&P MIDCAP ETF 464287-50-7 IJH	139 32	5,755 000	801,786 60	740,663 91	61,122 69	12,517 12	1 56%
PRUDENTIAL JENN M/C GROW-Z 74441C-80-8 PEGZ X	35 92	12,030 573	432,138 18	424,378 89	7,759 29		
Total US Mid Cap Equity			\$1,233,924.78	\$1,165,042.80	\$68,881.98	\$12,517.12	1 01%



TUL FDN DO AN ACCT. R75618307
For the Period 1/1/15 to 12/31/15

	Price	Quantity	Value	Adjusted Tax Cost Original Cost	Unrealized Gain/Loss	Est Annual Inc Accrued Div	Yield
US Small Cap Equity							
TRIBUTARY SMALL CO-INST PLUS 89609H-70-4 FOSB X	22.49	7,530,865	169,369.15	177,577.80	(8,208.65)	813.33	0.48%
EAFE Equity							
ARTISAN INTL VALUE FD-ADV 04314H-66-7 APDK X	31.70	24,843,143	787,527.63	617,634.46	169,893.17		
DODGE & COX INTL STOCK FD 256206-10-3 DODF X	36.48	23,956,445	873,931.11	990,112.52	(116,181.41)	20,123.41	2.30%
Total EAFE Equity			\$1,661,458.74	\$1,607,746.98	\$53,711.76	\$20,123.41	1.21%
European Large Cap Equity							
DEUTSCHE X-TRACKERS MSCI EUR 233051-85-3 DBEU	25.85	27,995,000	723,670.75	708,194.64	15,476.11	35,749.61	4.94%
Japanese Large Cap Equity							
BROWN ADV JAPAN ALPHA OPP-IS 115233-57-9 BAFJ X	10.88	19,598,624	213,233.03	201,724.00	11,509.03	18,599.09	8.72%

J.P.Morgan

Page 7 of 38

001744 2322 of 4267 NSFO00016 XI NYNYNYNY

005407388031017442322
006407306800100031312



TUL FDN DOAN ACCT R75618307
For the Period 1/1/15 to 12/31/15

	Price	Quantity	Value	Adjusted Tax Cost Original Cost	Unrealized Gain/Loss	Est. Annual Inc Accrued Div	Yield
Asia ex-Japan Equity							
ISHARES MSCI ALL COUNTRY ASI 464288-18-2 AAXJ	53.41	5,974,000	319,071.34	321,458.55	(2,387.21)	7,796.07	2.44%
MATTHEWS PACIFIC TIGER-INST 577130-83-4 MIPTX	23.52	12,481,367	293,561.75	247,635.33	45,926.42		
Total Asia ex-Japan Equity			\$612,633.09	\$569,093.88	\$43,539.21	\$7,796.07	1.27%
Emerging Market Equity							
DELAWARE EMERGING MARKETS-I 245914-81-7 DEMIX	12.46	25,749,913	320,843.92	385,218.70	(64,374.78)	978.49	0.30%
ISHARES MSCI INDIA ETF 464298-59-8 INDA	27.50	12,277,000	337,617.50	387,567.04	(49,949.54)	4,044.57	1.19%
NEUBERGER BERGR CHINA EQ-IS 64122Q-46-5 NCEIX	11.24	12,765,513	143,484.37	162,122.01	(18,637.64)	1,344.84	0.92%
Total Emerging Market Equity			\$801,945.79	\$934,907.75	(\$132,961.96)	\$6,307.90	0.79%

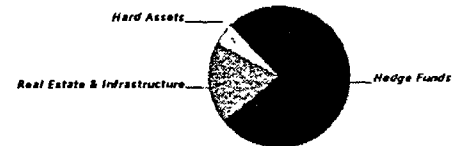


TUL FDN DOAN ACCT R75618307
For the Period 1/1/15 to 12/31/15

Alternative Assets Summary

Asset Categories	Beginning Estimated Value	Ending Estimated Value	Change In Value	Current Allocation
Hedge Funds	3,495,223.85	2,520,452.11	(974,771.74)	16%
Real Estate & Infrastructure	0.00	586,379.39	586,379.39	4%
Hard Assets	284,482.33	153,711.90	(130,770.43)	1%
Total Value	\$3,779,706.18	\$3,260,543.40	(\$519,162.78)	21%

Asset Categories



Alternative Assets Detail

Alternative Assets as a percentage of your portfolio - 21 %

	Price	Quantity	Estimated Value	Cost
Hedge Funds				
JPM ACCESS MULTI-STRATEGY FUND II	15.32	164,488.645	2,520,452.11	2,618,600.41
RIC ENDOWMENTS & FOUNDATIONS & OTHER	11/30/15			
- AUTOMATIC REINVESTMENT				
N/O Client				
HFGAPB-WF-1				

J.P.Morgan



TULFONDON ACCT R75618307
For the Period 1/1/15 to 12/31/15

	Quantity/Original Commitment Amount	Cost/Net Capital Called Since Inception	Net Distributions Since Inception	Estimated Value	Est. Annual Inc Accrued Div	Yield
Real Estate & Infrastructure						
JPM REALTY INC FD - INSTL FUND 1372 904504-50-3 URTL X	31,530.15	443,944.51		422,504.01	6,800.51	1.61%
PRUDENTIAL GLOBAL REAL EST-Z 744336-50-4 PURZ X	6,920.41	177,577.80		163,875.38	2,373.70	1.45%
Total Real Estate & Infrastructure		\$621,522.31	\$0.00	\$586,379.39	\$9,174.21	

Amounts shown above under "Estimated Value" for private equity funds are estimates based on the latest fund values received from each underlying fund, which value may be as of a date (underlying fund value date) prior to the period covered by this statement. The values provided by the underlying fund have been adjusted for any cash flows between your account and such fund that have occurred subsequent to the underlying fund value date to derive the "Estimated Value". Therefore, such "Estimated Value" may not reflect the value of your interest shown on any fund's actual books and records as of the date of this statement. For additional information, please contact your J.P. Morgan representative.

For private equity funds, Estimated Values are based on estimates provided by the underlying funds that are generally presented on a US GAAP basis, which records investments at fair value, or "marked-to-market". Most of these underlying funds also present their audited financial statements on a US GAAP basis (i.e., "marked-to-market"). However, some of these underlying funds present their audited financial statements using the Income Tax Basis of Accounting, which records investments "at cost" based on the accrual basis of accounting for Federal income taxes. Where the underlying fund provides periodic estimates on a "marked-to-market" basis but reflects investments "at cost" in its audited financial statements, the marked-to-market Estimated Value shown herein for a private equity fund may be materially different from the value reflected on such fund's audited financial statements (which are also based on the audited financial statements of the underlying fund).

	Price	Quantity	Estimated Value	Cost	Est. Annual Income Accrued Income
Hard Assets					
SPDR GOLD SHARES 78463V-10-7 GLD	101.46	1,515.000	153,711.90	176,924.26	



TUL FDN DO AN ACCT. R75618307
For the Period 1/1/15 to 12/31/15

Cash & Fixed Income Summary

Asset Categories	Beginning Market Value	Ending Market Value	Change In Value	Current Allocation
Cash	539,781.87	462,118.83	(77,663.04)	3%
US Fixed Income	2,204,352.90	2,786,769.82	582,416.92	17%
Total Value	\$2,744,134.77	\$3,248,888.65	\$504,753.88	20%

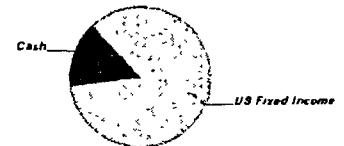
Market Value/Cost	Current Period Value
Market Value	3,248,888.65
Tax Cost	3,404,794.95
Unrealized Gain/Loss	(155,906.30)
Estimated Annual Income	93,317.31
Accrued Interest	242.16
Yield	2.87%

SUMMARY BY MATURITY

Cash & Fixed Income	Market Value	% of Bond Portfolio
0-6 months ¹	3,248,888.65	100%

¹ The years indicate the number of years until the bond is scheduled to mature based on the statement end date. Some bonds may be called, or paid in full, before their stated maturity.

Asset Categories



Cash & Fixed Income as a percentage of your portfolio - 20 %

SUMMARY BY TYPE

Cash & Fixed Income	Market Value	% of Bond Portfolio
Cash	462,118.83	14%
Mutual Funds	2,786,769.82	86%
Total Value	\$3,248,888.65	100%

J.P.Morgan



TUL FDN DOAN ACCT. R75618307
For the Period 1/1/15 to 12/31/15

Note ¹ This is the Annual Percentage Yield (APY) which is the rate earned if balances remain on deposit for a full year with compounding, there is no change in the interest rate and all interest is left in the account

Cash & Fixed Income Detail

	Price	Quantity	Value	Adjusted Tax Cost Original Cost	Unrealized Gain/Loss	Est. Annual Income Accrued Interest	Yield
Cash							
US DOLLAR PRINCIPAL	1 00	462,118 83	462,118 83	462,118 83		138 63	0 03 % ¹
US Fixed Income							
JPM MANAGED INC FD - INSTL FUND 2119 48121A-41-5	10 00	47,850 31	478,503 06	479,113 55	(610 49)	1,914 01 242 16	0 40 %
DODGE & COX INCOME FD 256210-10-5	13 29	25,749 56	342,211 71	354,424 60	(12 212 89)	10,377 07	3 03 %
JPM CORE BD FD - SEL FUND 3720 4812C0-38-1	11 54	63,119 04	728,393 66	742,279 85	(13,886 19)	17,042 13	2 34 %
JPM HIGH YIELD FD - SEL FUND 3580 4812C0-80-3	6 84	90,098 57	616,274 25	733,016 71	(116,742 46)	38,021 59	6 17 %
DOUBLELINE TOTL RET BND-I 258620-10-3	10 78	57,642 59	621,387 14	633,841 41	(12,454 27)	25,823 88	4 16 %
Total US Fixed Income			\$2,786,769.82	\$2,942,676.12	(\$155,906.30)	\$13,178.68 \$242.16	3.34 %

J.P.Morgan



TUL FDN DOAN ACCT R75618307
For the Period 1/1/15 to 12/31/15

Specialty Assets Summary

Asset Categories	Beginning Estimated Value	Ending Estimated Value	Change In Value	Current Allocation
Oil & Gas	1 00	1 00	0 00	1%

Specialty Assets Detail

	Estimated Value Estimated Cost	Gross Income	Production Tax	Expenses	Net Income	Depletion	Net Income After Depletion
Oil & Gas							
SEC 16 14N 7E CREEK CO OK	1 00	1,057 41	(76 19)	(18 74)	962 48	(147 18)	815 30
14N 7E 16	1 00						
CREEK, OKLAHOMA							
CREEK CO OK							
MINERAL INTEREST							
Bearer							
997730-34-9							
370031133 STROUD PRUE DOAN UNIT		1,057 41	(76 19)	(18 74)	962 48	(147 18)	815 30
5/16 MI IN S/2 NW/4							
SEC 16-14N-7E							
US DOLLAR INCOME							
Total Oil & Gas	\$1 00	\$1,057.41	(\$76 19)	(\$18.74)	\$962.48	(\$147.18)	\$815.30
	\$1.00						

J.P.Morgan

Page 13 of 38

001744 2325 of 4267 RESPONSE XL RTN000001



0054073888031017642325
0064673680015000000000



TUL FDN DOAN ACC# R75618307
For the Period 1/1/15 to 12/31/15

Portfolio Activity Summary

Transactions	PRINCIPAL		INCOME	
	Current Period Value	Year-To-Date Value*	Current Period Value	Year-To-Date Value*
Beginning Cash Balance	539,781.87	--	432,254.42	--
INFLOWS				
Income	81,321.69	81,321.69	298,035.76	298,035.76
Contributions	882,883.13	882,883.13	4,833.06	4,833.06
Miscellaneous Credits	147.18	147.18	(147.18)	(147.18)
Total Inflows	\$964,352.00	\$964,352.00	\$302,721.64	\$302,721.64
OUTFLOWS **				
Withdrawals	(466,351.23)	(466,351.23)	(442,500.19)	(442,500.19)
Fees & Commissions	(39,479.86)	(39,479.86)	(39,479.93)	(39,479.93)
Tax Payments			(52.80)	(52.80)
Total Outflows	(\$505,831.09)	(\$505,831.09)	(\$482,032.92)	(\$482,032.92)
TRADE ACTIVITY				
Settled Sales/Maturities/Redemptions	4,268,542.74	4,268,542.74		
Settled Securities Purchased	(4,804,726.69)	(4,804,726.69)		
Total Trade Activity	(\$536,183.95)	(\$536,183.95)	\$0.00	\$0.00
Ending Cash Balance	\$462,118.83	--	\$252,943.14	--

* Year to date information is calculated on a calendar year basis

** Your account's standing instructions use a HIGH COST method for relieving assets from your position

JPMorgan Chase Bank, N.A.
270 Park Avenue, New York, NY 10017-2014



TUL FDN REED ACCT. R75618406
For the Period 1/1/15 to 12/31/15

Fiduciary Account

J.P. Morgan Team

Whitney Stauffer	Banker	918/586-5525
Gary Ward	T & E Officer	214/965-3457
Melody Melton	T & E Administrator	918/586-5362
Richard Kohlbacher	Portfolio Manager	918/586-5556
Vicki Lynch	Client Service Team	877/576-2869
Lane Moore	Client Service Team	
Eric Wilkerson	Client Service Team	
Online access	www.jpmorganonline.com	

Table of Contents

Page

Account Summary	2
Holdings	
Cash & Fixed Income	5
Diversified Strategies	7
Portfolio Activity	10

Client News

Please review the information about potential conflicts of interest at the end of your statement.

Investment Products Not FDIC Insured - No Bank Guarantee - May Lose Value

Please see disclosures located at the end of this statement package for important information relating to each J P Morgan account(s)

J.P.Morgan

000005911 15 0 15 00002 SCHMID 20160107

Page 1 of 14

000083 0108 of 0173 NSPOC#6 XI NYNYJ0000

00740730100100003108
00740730100100003108



TUL FDN REED ACCT. R75618406
For the Period 1/1/15 to 12/31/15

Account Summary

PRINCIPAL

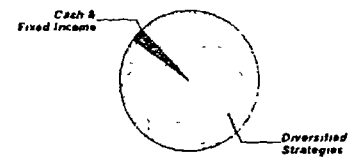
Asset Allocation	Beginning Market Value	Ending Market Value	Change in Value	Estimated Annual Income	Current Allocation
Cash & Fixed Income	31,917.51	3.82	(31,913.69)		1%
Diversified Strategies	407,074.91	418,318.59	11,243.68	6,944.19	99%
Market Value	\$438,992.42	\$418,322.41	(\$20,670.01)	\$6,944.19	100%

INCOME

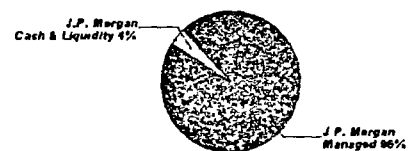
Cash Position	Beginning Market Value	Ending Market Value	Change in Value
Cash Balance	9,936.36	19,078.48	9,142.12
Accruals	2,536.47	3,425.16	888.69
Market Value	\$12,472.83	\$22,503.64	\$10,030.81

* J.P. Morgan Managed includes mutual funds, other registered funds and hedge funds managed by J.P. Morgan and structured products issued by J.P. Morgan. J.P. Morgan Cash & Liquidity Funds includes cash, J.P. Morgan deposit sweeps and J.P. Morgan money market mutual funds. See important information about investment principles and conflicts in the disclosures section.

Asset Allocation



Manager Allocation *



J.P.Morgan



TUL FDN REED ACCT R75618406
For the Period 1/1/15 to 12/31/15

Account Summary CONTINUED

Portfolio Activity	PRINCIPAL		INCOME	
	Current Period Value	Year-to-Date Value	Current Period Value	Year-to-Date Value
Beginning Market Value	438,992.42	438,992.42	9,936.36	9,936.36
Additions	567.97	567.97		
Withdrawals & Fees	(1,137.48)	(1,137.48)	(1,705.49)	(1,705.49)
Net Additions/Withdrawals	(\$569.51)	(\$569.51)	(\$1,705.49)	(\$1,705.49)
Income			10,847.61	10,847.61
Change in Investment Value	(20,100.50)	(20,100.50)		
Ending Market Value	\$418,322.41	\$418,322.41	\$19,078.48	\$19,078.48
Accruals	--	--	3,425.16	3,425.16
Market Value with Accruals	--	--	\$22,503.64	\$22,503.64

Tax Summary	Current Period Value	Year-to-Date Value
Domestic Dividends/Distributions	10,842.77	10,842.77
Interest Income	4.84	4.84
Taxable Income	\$10,847.61	\$10,847.61

	Current Period Value	Year-to-Date Value
LT Capital Gain Distributions	9,578.08	9,578.08
LT Realized Gain/Loss	(45.04)	(45.04)
Realized Gain/Loss	\$9,533.04	\$9,533.04

		To-Date Value
Unrealized Gain/Loss		(\$13,390.68)

J.P.Morgan

Page 3 of 14

000083 0109 of 0173 RESPONSE XL HYPERTEXT

00740730180310001109
00740730180310001109



TUL FDN REED ACCT. R75618406
For the Period 1/1/15 to 12/31/15

Account Summary CONTINUED

Cost Summary	Cost
Cash & Fixed Income	3 82
Diversified Strategies	431,709 27
Total	\$431,713.09

J.P.Morgan

Page 4 of 14



TUL FDN REED ACCT R75618406
For the Period 1/1/15 to 12/31/15

Cash & Fixed Income Summary

Asset Categories	Beginning Market Value	Ending Market Value	Change In Value	Current Allocation
Cash	31,917.51	3.82	(31,913.69)	1%

Market Value/Cost	Current Period Value
Market Value	3.82
Tax Cost	3.82
Yield	0.03%

SUMMARY BY MATURITY

Cash & Fixed Income	Market Value	% of Bond Portfolio
0-6 months ¹	3.82	100%

SUMMARY BY TYPE

Cash & Fixed Income	Market Value	% of Bond Portfolio
Cash	3.82	100%

¹ The years indicate the number of years until the bond is scheduled to mature based on the statement end date. Some bonds may be called, or paid in full, before their stated maturity.

J.P.Morgan



TUL FDN REED ACCT. R75618406
For the Period 1/1/15 to 12/31/15

Note ¹ This is the Annual Percentage Yield (APY) which is the rate earned if balances remain on deposit for a full year with compounding, there is no change in the interest rate and all interest is left in the account

Cash & Fixed Income Detail

	Price	Quantity	Value	<u>Adjusted Tax Cost</u> Original Cost	Unrealized Gain/Loss	<u>Est Annual Income</u> Accrued Interest	Yield
Cash							
US DOLLAR PRINCIPAL	1.00	3.82	3.82	3.82			0.03% ¹



TUL FDN REED ACCT. R75618406
For the Period 1/1/15 to 12/31/15

Diversified Strategies Summary

Asset Categories	Beginning Market Value	Ending Market Value	Change In Value	Current Allocation
Diversified Strategies	407,074 91	418,318 59	11,243 68	99%

Market Value/Cost	Current Period Value
Market Value	418,318 59
Tax Cost	431,709 27
Unrealized Gain/Loss	(13,390 68)
Estimated Annual Income	6,944 19
Accrued Dividends	3,425 16
Yield	1.66%

Diversified Strategies Detail

	Price	Quantity	Value	Adjusted Tax Cost Original Cost	Unrealized Gain/Loss	Est. Annual Inc Accrued Div	Yield
Diversified Strategies							
JPM ACCESS BALANCED FD - INSTL FUND 3231 48121A-76-1 JXB1 X	15.06	27,776.799	418,318.59	431,709.27	(13,390.68)	6,944.19 3,425.16	1.66%

J.P.Morgan

Page 7 of 14

000083 0111 of 0173 MSPOC0006 XI 00000000

0074070100100083111
0074070100100083111



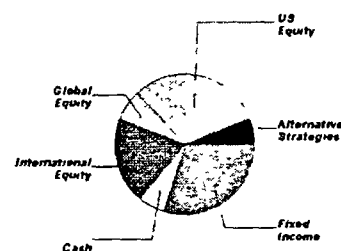
TULFDN REED ACCT. R75618406
For the Period 1/1/15 to 12/31/15

JPMorgan Access Balanced Fund

Current asset allocation as a percentage of total net assets as of December 31, 2015

Asset Class	Implementation Vehicle	Allocation (%)*
EQUITY		58.2
Global		7.3
	JPM Global Research Enhanced Index Fund	7.3
US		31.2
Large Cap		24.7
	Core SPDR S&P 500 ETF Trust (SPY)	16.6
	JPM US Large Cap Core Plus Fund	8.1
Mid Cap		6.5
	iShares S&P MidCap 400 Index Fund (IJH)	3.9
	TimesSquare Mid Cap Growth Portfolio	2.6
International		19.7
EAFE		19.7
	Capital Guardian International Equity Portfolio	4.2
	T. Rowe Price Overseas Stock Portfolio	4.1
	iShares MSCI EAFE Index Fund (EFA)	3.3
	Oakmark International Fund	2.9
	Delta One Note (MXEU)	2.4
	iShares MSCI Japan Index Fund (EWJ)	1.6
	WisdomTree Japan Hedged Equity Index Fund (DXJ)	1.2

Asset Class	Implementation Vehicle	Allocation (%)*
ALTERNATIVE ASSETS		5.5
Alternative Strategies		5.5
	Marshall Wace Developed Europe TOPS Fund	3.3
	AQR Managed Futures Strategy Fund	1.1
	John Hancock Absolute Return Currency Fund	1.1
FIXED INCOME & CASH		37.0
Fixed Income		30.4
Core		19.8
	JPM Core Bond Fund	11.5
	JPM Core Plus Bond Fund	8.3
Inflation		2.2
	JPM Inflation Managed Bond Fund	2.2
Credit		8.4
	JPM High Yield Fund	5.4
	JPM Unconstrained Debt Fund	3.0
Cash		6.6
	JPM Prime Money Market Fund	6.6
Total Market Value		100.7
Other Assets (Liabilities) Net		(0.7)
Total Net Assets		100.0



*"Other" contains asset classes with less than 3% of the fund's estimated total assets



TUL FDN REED ACCT. R75618406
For the Period 1/1/15 to 12/31/15

* Allocation percentage represents the Implementation Vehicle market value as a percentage of the Fund's estimated total assets. Trades done on the last business day of the month are not included.

Bank products and services are offered by JPMorgan Chase Bank, N.A. and its affiliates. Securities products and services are offered by J.P. Morgan Securities LLC.

NOT FDIC INSURED - NO BANK GUARANTEE - MAY LOSE VALUE



007407010010000112
007407010010000112

J.P.Morgan

Page 9 of 14

000001 0112 of 0171 1120000000 11 11111111



TUL FDN REED ACCT. R75618406
For the Period 1/1/15 to 12/31/15

Portfolio Activity Summary

Transactions	PRINCIPAL		INCOME	
	Current Period Value	Year-To-Date Value*	Current Period Value	Year-To-Date Value*
Beginning Cash Balance	31,917.51	--	9,936.36	--
INFLOWS				
Income			10,847.61	10,847.61
Contributions	567.97	567.97		
Total Inflows	\$567.97	\$567.97	\$10,847.61	\$10,847.61
OUTFLOWS **				
Withdrawals			(567.97)	(567.97)
Fees & Commissions	(1,137.48)	(1,137.48)	(1,137.52)	(1,137.52)
Total Outflows	(\$1,137.48)	(\$1,137.48)	(\$1,705.49)	(\$1,705.49)
TRADE ACTIVITY				
Settled Sales/Maturities/Redemptions	10,146.82	10,146.82		
Settled Securities Purchased	(41,491.00)	(41,491.00)		
Total Trade Activity	(\$31,344.18)	(\$31,344.18)	\$0.00	\$0.00
Ending Cash Balance	\$3.82	--	\$19,078.48	--

* Year to date information is calculated on a calendar year basis.

** Your account's standing instructions use a HIGH COST method for relieving assets from your position

J.P.Morgan

JPMorgan Chase Bank, N.A.
270 Park Avenue, New York, NY 10017-2014

J.P. Morgan
TUL FDN NAZARENE ACCT R75618604
For the Period 1/1/15 to 12/31/15

Fiduciary Account

J.P. Morgan Team		
Whitney Stauffer	Banker	918/586 5525
Gary Ward	T & E Officer	214/965-3457
Melody Mellon	T & E Administrator	918/586-5362
Richard Kohlbacher	Portfolio Manager	918/586-5555
Vicki Lynch	Client Service Team	877/576-2869
Lane Moore	Client Service Team	
Eric Wilkerson	Client Service Team	
Online access	www.jpmorganonline.com	

Table of Contents	Page
Account Summary	2
Holdings	
Cash & Fixed Income	5
Diversified Strategies	7
Portfolio Activity	10

Client News

Please review the information about potential conflicts of interest at the end of your statement.

Investment Products Not FDIC Insured - No Bank Guarantee - May Lose Value

Please see disclosures located at the end of this statement package for important information relating to each J P Morgan account(s)

J.P.Morgan

0000005911 15 0 15 00002 SCHWAB 20160107

Page 1 of 14

000083 0122 of 0173 NSPOC606 31 000000000

00740710160110081122
00740710160110081122



TUL FDN NAZARENE ACCT. R75618604
For the Period 1/1/15 to 12/31/15

Account Summary

PRINCIPAL

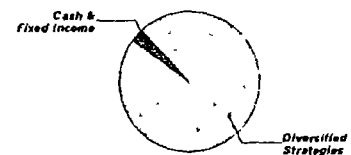
Asset Allocation	Beginning Market Value	Ending Market Value	Change In Value	Estimated Annual Income	Current Allocation
Cash & Fixed Income	24,764.16	6,616.49	(18,147.67)	1.98	2%
Diversified Strategies	318,518.28	320,176.76	1,658.48	5,315.01	98%
Market Value	\$343,282.44	\$326,793.25	(\$16,489.19)	\$5,316.99	100%

INCOME

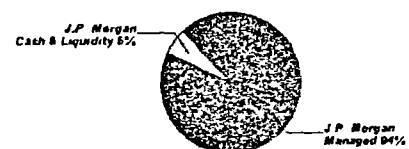
Cash Position	Beginning Market Value	Ending Market Value	Change In Value
Cash Balance	7,563.83	14,852.22	7,288.39
Accruals	1,984.67	2,621.58	636.91
Market Value	\$9,548.50	\$17,473.80	\$7,925.30

* J.P. Morgan Managed includes mutual funds, other registered funds and hedge funds managed by J.P. Morgan and structured products issued by J.P. Morgan. J.P. Morgan Cash & Liquidity Funds includes cash, J.P. Morgan deposit sweeps and J.P. Morgan money market mutual funds. See important information about investment principles and conflicts in the disclosures section.

Asset Allocation



Manager Allocation *



J.P.Morgan



TUL FDN NAZARENE ACCT. R75618604
For the Period 1/1/15 to 12/31/15

Account Summary CONTINUED

Portfolio Activity	PRINCIPAL	
	Current Period Value	Year-to-Date Value
Beginning Market Value	343,282.44	343,282.44
Withdrawals & Fees	(1,072.37)	(1,072.37)
Net Additions/Withdrawals	(\$1,072.37)	(\$1,072.37)
Income		
Change In Investment Value	(15,416.82)	(15,416.82)
Ending Market Value	\$326,793.25	\$326,793.25
Accruals	--	--
Market Value with Accruals	--	--

Tax Summary	Current Period Value	Year-to-Date Value
Domestic Dividends/Distributions	8,355.73	8,355.73
Interest Income	5.04	5.04
Taxable Income	\$8,360.77	\$8,360.77

	INCOME	
	Current Period Value	Year-to-Date Value
	7,563.83	7,563.83
	(1,072.38)	(1,072.38)
	(\$1,072.38)	(\$1,072.38)
	8,360.77	8,360.77
	\$14,852.22	\$14,852.22
	2,621.58	2,621.58
	\$17,473.80	\$17,473.80

	Current Period Value	Year-to-Date Value
LT Capital Gain Distributions	7,349.70	7,349.70
Realized Gain/Loss	\$7,349.70	\$7,349.70

		To-Date Value
Unrealized Gain/Loss		(\$6,174.55)

J.P.Morgan



TUL FDN NAZARENE ACCT. R75618604
For the Period 1/1/15 to 12/31/15

Account Summary CONTINUED

Cost Summary	Cost
Cash & Fixed Income	6,616.49
Diversified Strategies	326,351.31
Total	\$332,967.80

J.P.Morgan



TUL FDN NAZARENE ACCT. R75618604
For the Period 1/1/15 to 12/31/15

Cash & Fixed Income Summary

Asset Categories	Beginning Market Value	Ending Market Value	Change In Value	Current Allocation
Cash	24,764.16	6,616.49	(18,147.67)	2%

Market Value/Cost	Current Period Value
Market Value	6,616.49
Tax Cost	6,616.49
Estimated Annual Income	1.98
Yield	0.03%

SUMMARY BY MATURITY

Cash & Fixed Income	Market Value	% of Bond Portfolio
0-6 months ¹	6,616.49	100%

SUMMARY BY TYPE

Cash & Fixed Income	Market Value	% of Bond Portfolio
Cash	6,616.49	100%

¹ The years indicate the number of years until the bond is scheduled to mature based on the statement end date. Some bonds may be called, or paid in full, before their stated maturity.

J.P.Morgan

Page 5 of 14

000083 0124 of 0173 REPORTS XL PRINTED



00740730180100081124
00740730180100081124



TUL FDN NAZARENE ACCT. R75818604
For the Period 1/1/15 to 12/31/15

Note ¹ This is the Annual Percentage Yield (APY) which is the rate earned if balances remain on deposit for a full year with compounding, there is no change in the interest rate and all interest is left in the account

Cash & Fixed Income Detail

	Price	Quantity	Value	Adjusted Tax Cost Original Cost	Unrealized Gain/Loss	Est Annual Income Accrued Interest	Yield
Cash							
US DOLLAR PRINCIPAL	1.00	6,616.49	6,616.49	6,616.49		1.98	0.03% ¹

J.P.Morgan
)

Page 6 of 14
)



TUL FDN NAZARENE ACCT. R75618604
For the Period 1/1/15 to 12/31/15

Diversified Strategies Summary

Asset Categories	Beginning Market Value	Ending Market Value	Change in Value	Current Allocation
Diversified Strategies	318,518.28	320,176.76	1,658.48	98%

Market Value/Cost	Current Period Value
Market Value	320,176.76
Tax Cost	326,351.31
Unrealized Gain/Loss	(6,174.55)
Estimated Annual Income	5,315.01
Accrued Dividends	2,621.58
Yield	1.66%

Diversified Strategies Detail

	Price	Quantity	Value	Adjusted Tax Cost Original Cost	Unrealized Gain/Loss	Est. Annual Inc. Accrued Div	Yield
Diversified Strategies							
JPM ACCESS BALANCED FD - INSTL	15.06	21,260.077	320,176.76	326,351.31	(6,174.55)	5,315.01	1.66%
FUND 3231						2,621.58	
48121A-76-1 JXBI X							

J.P.Morgan

Page 7 of 14

000083 0125 of 0173 XSP0CHN6 XI HYNTNRBN

00740710180110083125
00740710180110083125



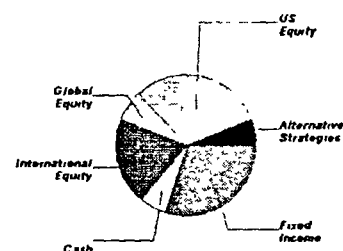
TULFDN NAZARENE ACCT R75618604
For the Period 1/1/15 to 12/31/15

JPMorgan Access Balanced Fund

Current asset allocation as a percentage of total net assets as of December 31, 2015

Asset Class	Implementation Vehicle	Allocation (%) [*]
EQUITY		58.2
Global		7.3
	JPM Global Research Enhanced Index Fund	7.3
US		31.2
Large Cap		24.7
	Core SPDR S&P 500 ETF Trust (SPY)	16.6
	JPM US Large Cap Core Plus Fund	8.1
Mid Cap		6.5
	iShares S&P MidCap 400 Index Fund (IJH)	3.9
	TimesSquare Mid Cap Growth Portfolio	2.6
International		19.7
EAFE		19.7
	Capital Guardian International Equity Portfolio	4.2
	T Rowe Price Overseas Stock Portfolio	4.1
	iShares MSCI EAFE Index Fund (EFA)	3.3
	Oakmark International Fund	2.9
	Delta One Note (MXEU)	2.4
	iShares MSCI Japan Index Fund (EWJ)	1.6
	WisdomTree Japan Hedged Equity Index Fund (DXJ)	1.2

Asset Class	Implementation Vehicle	Allocation (%) [*]
ALTERNATIVE ASSETS		5.5
Alternative Strategies		5.5
	Marshall Wace Developed Europe TOPS Fund	3.3
	AQR Managed Futures Strategy Fund	1.1
	John Hancock Absolute Return Currency Fund	1.1
FIXED INCOME & CASH		37.0
Fixed Income		30.4
Core		19.8
	JPM Core Bond Fund	11.5
	JPM Core Plus Bond Fund	8.3
Inflation		2.2
	JPM Inflation Managed Bond Fund	2.2
Credit		8.4
	JPM High Yield Fund	5.4
	JPM Unconstrained Debt Fund	3.0
Cash		6.6
	JPM Prime Money Market Fund	6.6
Total Market Value		100.7
Other Assets (Liabilities) Net		(0.7)
Total Net Assets		100.0



Other contains asset classes with less than 3% of the fund's estimated total assets



TUL FDN NAZARENE ACCT. R75618604
For the Period 1/1/15 to 12/31/15

*Allocation percentage represents the Implementation Vehicle market value as a percentage of the Fund's estimated total assets. Trades done on the last business day of the month are not included.

Bank products and services are offered by JPMorgan Chase Bank, N.A. and its affiliates. Securities products and services are offered by J.P. Morgan Securities LLC.

NOT FDIC INSURED - NO BANK GUARANTEE - MAY LOSE VALUE



0074073020100001126
0074073020100001126

J.P.Morgan

Page 9 of 14

000003 0126 of 0173 NSP000006 11 10/11/2008



TUL FDN NAZARENE ACCT. R75618604
For the Period 1/1/15 to 12/31/15

Portfolio Activity Summary

Transactions	PRINCIPAL		INCOME	
	Current Period Value	Year-To-Date Value*	Current Period Value	Year-To-Date Value*
Beginning Cash Balance	24,764.16	—	7,563.83	—
INFLOWS				
Income			8,360.77	8,360.77
Total Inflows	\$0.00	\$0.00	\$8,360.77	\$8,360.77
OUTFLOWS **				
Fees & Commissions	(1,072.37)	(1,072.37)	(1,072.38)	(1,072.38)
Total Outflows	(\$1,072.37)	(\$1,072.37)	(\$1,072.38)	(\$1,072.38)
TRADE ACTIVITY				
Settled Sales/Maturities/Redemptions	7,349.70	7,349.70		
Settled Securities Purchased	(24,425.00)	(24,425.00)		
Total Trade Activity	(\$17,075.30)	(\$17,075.30)	\$0.00	\$0.00
Ending Cash Balance	\$6,616.49	—	\$14,852.22	—

* Year to date information is calculated on a calendar year basis

** Your account's standing instructions use a HIGH COST method for relieving assets from your position

J.P. Morgan



JPMorgan Chase Bank, N.A.
270 Park Avenue, New York, NY 10017-2014

TUL FDN PARKS ACCT, R75618505
For the Period 1/1/15 to 12/31/15

Fiduciary Account

J.P. Morgan Team		
Whitney Stauffer	Banker	918/586-5525
Gary Ward	T & E Officer	214/965-3457
Melody Melton	T & E Administrator	918/586-5362
Richard Kohlbacher	Portfolio Manager	918/586-5556
Vicki Lynch	Client Service Team	877/576-2869
Lane Moore	Client Service Team	
Eric Wilkerson	Client Service Team	
Online access	www.jpmorganonline.com	

Table of Contents	Page
Account Summary	2
Holdings	
Cash & Fixed Income	5
Diversified Strategies	7
Portfolio Activity	10

Client News

Please review the information about potential conflicts of interest at the end of your statement.

Investment Products Not FDIC Insured - No Bank Guarantee - May Lose Value

Please see disclosures located at the end of this statement package for important information relating to each J P Morgan account(s)

J.P.Morgan

0000005917 15 0 15 00002 SCHMID 20160107

Page 1 of 13

000083 0115 of 0173 RESPONSES XL INTERVIEW



00740701001008115
80467307010008115



TUL FDN PARKS ACCT. R75618505
For the Period 1/1/15 to 12/31/15

Account Summary

PRINCIPAL


Asset Allocation	Beginning Market Value	Ending Market Value	Change In Value	Estimated Annual Income	Current Allocation
Cash & Fixed Income	5,984.75	1.11	(5,983.64)		1%
Diversified Strategies	76,976.18	79,031.16	2,054.98	1,311.93	99%
Market Value	\$82,960.93	\$79,032.27	(\$3,928.66)	\$1,311.93	100%

INCOME

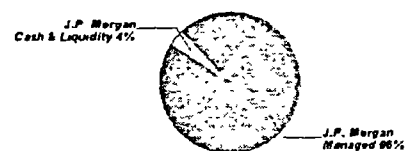
Cash Position	Beginning Market Value	Ending Market Value	Change In Value
Cash Balance	1,827.18	3,482.10	1,654.92
Accruals	479.64	647.10	167.46
Market Value	\$2,306.82	\$4,129.20	\$1,822.38

* J.P. Morgan Managed includes mutual funds, other registered funds and hedge funds managed by J.P. Morgan and structured products issued by J.P. Morgan. J.P. Morgan Cash & Liquidity Funds includes cash, J.P. Morgan deposit sweeps and J.P. Morgan money market mutual funds. See Important information about investment principles and conflicts in the disclosures section.

Asset Allocation



Manager Allocation *



J.P.Morgan



TUL FDN PARKS ACCT. R75618505
For the Period 1/1/15 to 12/31/15

Account Summary CONTINUED

Cost Summary	Cost
Cash & Fixed Income	1 11
Diversified Strategies	80,311 06
Total	\$80,312.17

J.P.Morgan



TUL FDN PARKS ACCT. R75618505
For the Period 1/1/15 to 12/31/15

Cash & Fixed Income Summary

Asset Categories	Beginning Market Value	Ending Market Value	Change In Value	Current Allocation
Cash	5,984.75	1.11	(5,983.64)	1%

Market Value/Cost	Current Period Value
Market Value	1.11
Tax Cost	1.11
Yield	0.03%

SUMMARY BY MATURITY

Cash & Fixed Income	Market Value	% of Bond Portfolio
0-6 months ¹	1.11	100%

SUMMARY BY TYPE

Cash & Fixed Income	Market Value	% of Bond Portfolio
Cash	1.11	100%

¹ The years indicate the number of years until the bond is scheduled to mature based on the statement end date. Some bonds may be called, or paid in full, before their stated maturity.

J.P.Morgan

Page 5 of 13

000083 0117 of 0173 RESPONSE TO INQUIRY

00740730180100083117
007407301700180083117



TUL FDN PARKS ACCT R75618505
For the Period 1/1/15 to 12/31/15

Note ¹ This is the Annual Percentage Yield (APY) which is the rate earned if balances remain on deposit for a full year with compounding, there is no change in the interest rate and all interest is left in the account

Cash & Fixed Income Detail

	Price	Quantity	Value	Adjusted Tax Cost Original Cost	Unrealized Gain/Loss	Est Annual Income Accrued Interest	Yield
Cash							
US DOLLAR PRINCIPAL	1.00	1.11	1.11	1.11			0.03% ¹



TUL FDN PARKS ACCT. R75618505
For the Period 1/1/15 to 12/31/15

Diversified Strategies Summary

Asset Categories	Beginning Market Value	Ending Market Value	Change In Value	Current Allocation
Diversified Strategies	76,976 18	79,031 16	2,054 98	99%

Market Value/Cost	Current Period Value
Market Value	79,031 16
Tax Cost	80,311 06
Unrealized Gain/Loss	(1,279 90)
Estimated Annual Income	1,311 93
Accrued Dividends	647 10
Yield	1 66%

Diversified Strategies Detail

	Price	Quantity	Value	Adjusted Tax Cost Original Cost	Unrealized Gain/Loss	Est. Annual Inc. Accrued Div	Yield
Diversified Strategies							
JPM ACCESS BALANCED FD - INSTL FUND 3231 48121A-76-1 JXBI X	15 06	5 247 753	79,031 16	80,311 06	(1,279 90)	1,311 93 647 10	1 66%

J.P.Morgan

Page 7 of 13

000083 0118 of 0173 HSP000016 XL PRT00000



007407010010000118
00740701070100000118



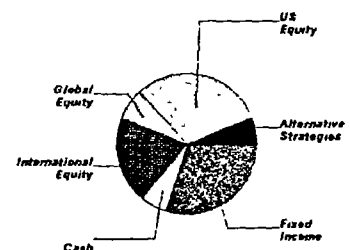
TUL FDN PARKS ACCT. R75618505
For the Period 1/1/15 to 12/31/15

JPMorgan Access Balanced Fund

Current asset allocation as a percentage of total net assets as of December 31, 2015

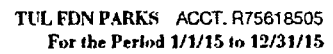
Asset Class	Implementation Vehicle	Allocation (%)
EQUITY		58.2
Global		7.3
	JPM Global Research Enhanced Index Fund	7.3
US		31.2
Large Cap		24.7
	SPDR S&P 500 ETF Trust (SPY)	16.6
	JPM US Large Cap Core Plus Fund	8.1
Mid Cap		6.5
	iShares S&P MidCap 400 Index Fund (IJH)	3.9
	TimesSquare Mid Cap Growth Portfolio	2.6
International		19.7
EAFE		19.7
	Capital Guardian International Equity Portfolio	4.2
	T Rowe Price Overseas Stock Portfolio	4.1
	iShares MSCI EAFE Index Fund (EFA)	3.3
	Oakmark International Fund	2.9
	Delta One Note (MXEU)	2.4
	iShares MSCI Japan Index Fund (EWJ)	1.6
	WisdomTree Japan Hedged Equity Index Fund (DXJ)	1.2

Asset Class	Implementation Vehicle	Allocation (%)
ALTERNATIVE ASSETS		5.5
Alternative Strategies		5.5
	Marshall Wace Developed Europe TOPS Fund	3.3
	AQR Managed Futures Strategy Fund	1.1
	John Hancock Absolute Return Currency Fund	1.1
FIXED INCOME & CASH		37.0
Fixed Income		30.4
Core		19.8
	JPM Core Bond Fund	11.5
	JPM Core Plus Bond Fund	8.3
Inflation		2.2
	JPM Inflation Managed Bond Fund	2.2
Credit		8.4
	JPM High Yield Fund	5.4
	JPM Unconstrained Debt Fund	3.0
Cash		6.6
	JPM Prime Money Market Fund	6.6
Total Market Value		100.7
Other Assets (Liabilities) Net		(0.7)
Total Net Assets		100.0



"Other" contains asset classes with less than 3% of the fund's estimated total assets.

J.P.Morgan



Bank products and services are offered by JPMorgan Chase Bank, N.A. and its affiliates. Securities products and services are offered by J.P. Morgan Securities LLC.

1. The first step in the process is to identify the problem or issue that needs to be addressed. This involves gathering information and understanding the context of the problem.

2. Once the problem is identified, the next step is to define the objectives and goals of the project. This helps to clarify what needs to be achieved and provides a clear direction for the team.

3. The third step is to develop a plan or strategy to address the problem. This involves breaking down the problem into smaller, manageable tasks and determining the resources needed to complete each task.

4. The fourth step is to implement the plan. This involves putting the strategy into action and monitoring progress regularly to ensure that the project is on track.

5. The final step is to evaluate the results of the project. This involves comparing the actual outcomes against the objectives and goals to determine the effectiveness of the project.

Page 9 of 13

000083 0119 02 0173 NSPOOMN6 XI NYNYHGW

007407301803100083119
007407303700100083119



TUL FDN PARKS ACCT. R75618505
For the Period 1/1/15 to 12/31/15

Portfolio Activity Summary

Transactions	PRINCIPAL		INCOME	
	Current Period Value	Year-To-Date Value*	Current Period Value	Year-To-Date Value*
Beginning Cash Balance	5,984.75	--	1,827.18	--
INFLOWS				
Income			2,049.25	2,049.25
Contributions	131.28	131.28		
Total Inflows	\$131.28	\$131.28	\$2,049.25	\$2,049.25
OUTFLOWS **				
Withdrawals			(131.28)	(131.28)
Fees & Commissions	(263.03)	(263.03)	(263.05)	(263.05)
Total Outflows	(\$263.03)	(\$263.03)	(\$394.33)	(\$394.33)
TRADE ACTIVITY				
Settled Sales/Maturities/Redemptions	1,941.11	1,941.11		
Settled Securities Purchased	(7,793.00)	(7,793.00)		
Total Trade Activity	(\$5,851.89)	(\$5,851.89)	\$0.00	\$0.00
Ending Cash Balance	\$1.11	--	\$3,482.10	--

* Year to date information is calculated on a calendar year basis.

** Your account's standing instructions use a HIGH COST method for relieving assets from your position

J.P.Morgan



JPMorgan Chase Bank, N.A.
270 Park Avenue, New York, NY 10017-2014

TULSA FDN GEN FD FI ACCT R75618901
For the Period 1/1/15 to 12/31/15

Fiduciary Account

J.P. Morgan Team		
Whittney Stauffer	Banker	918/586-5525
Deborah Ottinger	T & E Administrator	214/965-2914
Steven Remchuk	Portfolio Manager	918/586-5274
Vicki Lynch	Client Service Team	877/576-2869
Lane Moore	Client Service Team	
Enc Wilkerson	Client Service Team	
Online access	www.jpmorganonline.com	

Table of Contents	Page
Account Summary	2
Portfolio Activity	3

Client News

Please review the information about potential conflicts of interest at the end of your statement.

Please see disclosures located at the end of this statement package for important information relating to each J P Morgan account(s)

J.P.Morgan

0000006312 15 0 15 00002 SCHM#D 20160105

Page 1 of 3

001744 2359 of 4267 LSP00066 XL SYNTAX

00540738803101742359
006407306805100032359



TULSA FDN GEN FD FI ACCT R75618901
For the Period 1/1/15 to 12/31/15

Account Summary

PRINCIPAL

Asset Allocation	Beginning Market Value	Ending Market Value	Change In Value	Estimated Annual Income	Current Allocation
Cash & Fixed Income	0 00	0 00	0 00		



	PRINCIPAL		INCOME	
Transactions	Current Period Value	Year-To-Date Value*	Current Period Value	Year-To-Date Value*
Beginning Cash Balance	0.00	--	0.64	--
OUTFLOWS **				
Withdrawals			(0.64)	(0.64)
Total Outflows	\$0.00	\$0.00	(\$0.64)	(\$0.64)
Ending Cash Balance	\$0.00	--	\$0.00	--

Portfolio Activity Detail

Settle Date	Type Selection Method	Description	Quantity Cost	Per Unit Amount	PRINCIPAL Amount	INCOME Amount
1/5	Memo Entry	FEE CHARGED TO ACCOUNT R75618000 JPMORGAN CHASE TRUST FEE FOR THE PERIOD 12-02-2014 TO 01-01-2015 ON ADJUSTED MV \$327,919 75 INC \$187 77 PRINC \$187 77				
1/13	Misc Disbursement	TO ANOTHER ACCOUNT TRANSFER ACCUMULATED INCOME				(0 64)
Total Inflows & Outflows						(\$0 64)


Page 3 of 3

0054073888031017442360
006407386800100003236

J.P. Morgan

THIS PAGE INTENTIONALLY LEFT BLANK

J.P.Morgan



TULSA FDN GENERAL FD NP LIFE INS ACCT. R75618802
For the Period 1/1/15 to 12/31/15

J.P. Morgan Team		
Whitney Stauffer	Banker	918/586-5525
Gary Ward	T & E Officer	214/965-3457
Meenu Aggarwal	T & E Administrator	614/213-2794
Richard Kohlbacher	Portfolio Manager	918/586-5556
Vicki Lynch	Client Service Team	877/576-2869
Lane Moore	Client Service Team	
Enc Wilkerson	Client Service Team	
Online access	www.jpmmorganonline.com	

Table of Contents	Page
Account Summary	2
Holdings	
Cash & Fixed Income	4
Other Assets	6
Portfolio Activity	12

Please review the information about potential conflicts of interest at the end of your statement.

Please see disclosures located at the end of this statement package for important information relating to each J P Morgan account(s)



0000006312 15 0 15 00007 SCHMIDT 20160105

001744 2351 of 4267 NSP000M06 XI NYNYND00N

0054073888031017442351
0064073068001000032351



TULSA FDN GENERAL FD NP LIFE INS ACC1 R75618802
For the Period 1/1/15 to 12/31/15

Account Summary

PRINCIPAL

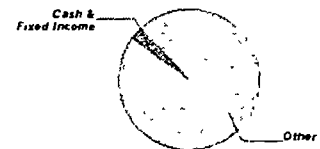
Asset Allocation	Beginning Market Value	Ending Market Value	Change In Value	Estimated Annual Income	Current Allocation
Cash & Fixed Income	193.08	193.68	0.60	0.05	1%
Other	600,860.99	585,552.38	(15,308.61)		99%
Market Value	\$601,054.07	\$585,746.06	(\$15,308.01)	\$0.05	100%

INCOME

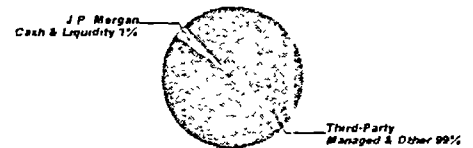
Cash Position	Beginning Market Value	Ending Market Value	Change In Value
Cash Balance	33.11	34.79	1.68
Market Value	\$33.11	\$34.79	\$1.68

* Third-Party Managed & Other includes mutual funds, exchange traded funds, hedge funds, and separately managed accounts managed by parties other than J.P. Morgan, separately managed accounts managed by J.P. Morgan where a party other than J.P. Morgan is the appointed investment advisor, structured products and exchange traded notes issued by parties other than J.P. Morgan, investment conduits investing in non-J.P. Morgan managed hedge funds, where J.P. Morgan is solely administrator to the conduit, and other investments not managed or issued by J.P. Morgan. J.P. Morgan Cash & Liquidity Funds includes cash, J.P. Morgan deposit sweeps and J.P. Morgan money market mutual funds. See important information about investment principles and conflicts in the disclosures section.

Asset Allocation



Manager Allocation *



J.P.Morgan



TULSA FDN GENERAL FD NP LIFE INS ACCT R75618802
For the Period 1/1/15 to 12/31/15

Account Summary CONTINUED

Portfolio Activity	PRINCIPAL		INCOME	
	Current Period Value	Year-to-Date Value	Current Period Value	Year-to-Date Value
Beginning Market Value	601,054.07	601,054.07	33.11	33.11
Additions	77,876.24	77,876.24		
Withdrawals & Fees	(77,875.64)	(77,875.64)		
Securities Transferred Out	(39,583.19)	(39,583.19)		
Net Additions/Withdrawals	(\$39,582.59)	(\$39,582.59)	\$0.00	\$0.00
Income			1.68	1.68
Change In Investment Value	24,274.58	24,274.58		
Ending Market Value	\$585,746.06	\$585,746.06	\$34.79	\$34.79

Tax Summary	Current Period Value	Year-to-Date Value
Interest Income	1.68	1.68
Taxable Income	\$1.68	\$1.68

Cost Summary	Cost
Cash & Fixed Income	193.68
Total	\$193.68

J.P.Morgan



TULSA FDN GENERAL FD NP LIFE INS ACCTM R75618802
For the Period 1/1/15 to 12/31/15

Cash & Fixed Income Summary

Asset Categories	Beginning Market Value	Ending Market Value	Change In Value	Current Allocation
Cash	193.08	193.68	0.60	1%

Market Value/Cost	Current Period Value
Market Value	193.68
Tax Cost	193.68
Estimated Annual Income	0.05
Yield	0.03%

SUMMARY BY MATURITY

Cash & Fixed Income	Market Value	% of Bond Portfolio
0-6 months ¹	193.68	100%

SUMMARY BY TYPE

Cash & Fixed Income	Market Value	% of Bond Portfolio
Cash	193.68	100%

¹ The years indicate the number of years until the bond is scheduled to mature based on the statement end date. Some bonds may be called, or paid in full, before their stated maturity.



TULSA FDN GENERAL FD NP LIFE INS ACCT. R75618802
For the Period 1/1/15 to 12/31/15

Note ¹ This is the Annual Percentage Yield (APY) which is the rate earned if balances remain on deposit for a full year with compounding, there is no change in the interest rate and all interest is left in the account

Cash & Fixed Income Detail

	Pnce	Quantity	Value	Adjusted Tax Cost Original Cost	Unrealized Gain/Loss	Est Annual Income Accrued Interest	Yield
Cash							
US DOLLAR PRINCIPAL	1.00	193.68	193.68	193.68		0.05	0.03% ¹



0054073880031017442353
006467306800100003353

J.P.Morgan

Page 5 of 16

001744 2353 of 4267 NSFOCM6 X1 NYNYNNNN



TULSA FDN GENERAL FD NP LIFE INS ACCT R75618802
For the Period 1/1/15 to 12/31/15

Other Summary

Asset Categories	Beginning Estimated Value	Ending Estimated Value	Change In Value	Current Allocation
Other	600,860.99	585,552.38	(15,308.61)	99%

Market Value/Cost	Current Period Value
Estimated Value	585,552.38

Note ** Unrealized Gain/Loss is shown as "N/A" in cases where we do not have appropriate cost information for all tax lots comprising the position. Please contact your J.P. Morgan team for additional information.

Other Detail

	Price	Quantity	Value	Adjusted Cost Original Cost	Unrealized Gain/Loss	Accruals
Other						
MASS MUTUAL #6895938	49,534.69	1.000	49,534.69	N/A **	N/A	
WL	7/26/14					
INS AGNES M SHORT						
DB \$50,000						
ISSUE 07/26/1984						
Z02623-00-9						



TULSA FDN GENERAL FD NP LIFE INS ACCT R75618802
For the Period 1/1/15 to 12/31/15

	Price	Quantity	Value	Adjusted Cost Original Cost	Unrealized Gain/Loss	Accruals
Other						
INDIANAPOLIS LIFE 2011044 WL JEAN B SEIBERT DB \$25,000 ISSUE 04/19/1985 Z02615-00-5	9,803 90 4/19/14	1 000	9,803 90	N/A **	N/A	
MASS MUTUAL #11101314 WL INS NEAL W ZAHN DB \$100,000 ISSUE 10/16/2000 Z02617-00-1	15,350 19 10/16/15	1 000	15,350 19	N/A **	N/A	
MASS MUTUAL #11154031 WL INS ROBERT B WAGNER DB \$200,000 ISSUE 09/24/2001 Z02618-00-9	44,478 05 9/24/15	1 000	44,478 05	N/A **	N/A	
MASS MUTUAL #11173991 WL INS WESLEY B SMITH DB \$100,000 ISSUE 12/18/2001 Z02619-00-7	22,780 44 12/18/13	1 000	22,780 44	N/A **	N/A	
MASS MUTUAL #11184614 WL INS WILLIAM P ROLLER DB \$50,000 ISSUE 05/01/2002 Z02620-00-5	15,918 29 5/1/15	1 000	15,918 29	N/A **	N/A	

J.P.Morgan

Page 7 of 16

001744 2354 of 4267 NSP00006 XL NYNY188001



005407288031017442354
0666072068801000003354



TULSA FDN GENERAL FDN LIFE INS ACCT. R75618802
For the Period 1/1/15 to 12/31/15

	Price	Quantity	Value	Adjusted Cost Original Cost	Unrealized Gain/Loss	Accruals
Other						
MASS MUTUAL #11539254 WL INS LEMT L ZWAYER DB \$58,688 ISSUE 02/05/1998 Z02621-00-3	19,271 17 2/5/15	1 000	19,271 17	N/A **	N/A	
MASS MUTUAL #11565348 WL JOHN K CROUCH DB \$100,000 ISSUE 01/20/1999 Z02622-00-1	12,488 18 1/20/15	1 000	12,488 18	N/A **	N/A	
MASS MUTUAL #7193026 WL INS KATHI A GRAVES DB \$25,000 ISSUE 09/06/1986 Z02624-00-7	6,390 25 9/6/14	1 000	6,390 25	N/A **	N/A	
MASS MUTUAL #7208453 WL INS JAMES N MORELLA DB \$100,000 ISSUE 10/14/1986 Z02625-00-4	42,094 50 10/14/15	1 000	42,094 50	N/A **	N/A	
MASS MUTUAL #7519267 WL INS JAMES C HARRIS DB \$47,884 ISSUE 12/15/1988 Z02626-00-2	23,221 30 12/15/14	1 000	23,221 30	N/A **	N/A	



TULSA FDN GENERAL FD NP LIFE INS ACCT. R75618802
For the Period 1/1/15 to 12/31/15

	Price	Quantity	Value	Adjusted Cost Original Cost	Unrealized Gain/Loss	Accruals
Other						
MASS MUTUAL #8680291 WL ROBERT F CARPENTER DB \$100,000 ISSUE 04/25/1991 Z02627-00-0	42,689 95 4/25/15	1 000	42,689 95	N/A **	N/A	
MASS MUTUAL #8695490 WL INS JANCICE S GREEN DB \$100,000 ISSUE 06/07/1991 Z02628-00-8	27,357 26 6/7/15	1 000	27,357 26	N/A **	N/A	
MASS MUTUAL #8826279 WL INS JONATHON P HARRIS DB \$50,000 ISSUE 08/01/1992 Z02629-00-6	15,919 01 8/1/15	1 000	15,919 01	N/A **	N/A	
MASS MUTUAL #8826293 WL INS ELANINE K HARRIS DB \$50,000 ISSUE 08/01/1992 Z02630-00-4	10,899 45 8/1/15	1 000	10,899 45	N/A **	N/A	
MASS MUTUAL #8931310 WL STEPHEN W BLAZER DB \$100,000 ISSUE 02/23/1993 Z02633-00-8	100 00	1 000	24,487 71	N/A **	N/A	

J.P.Morgan

Page 9 of 16

001744 2355 of 4267 MSP0CH016 XL MNY00000

005407388031017442355
006407308001000032355



TULSA FDN GENERAL FD NP LIFE INS ACC7 R75618802
For the Period 1/1/15 to 12/31/15

	Price	Quantity	Value	Adjusted Cost Original Cost	Unrealized Gain/Loss	Accruals
Other						
MASS MUTUAL #8955775 WL GINA L COVINGTON DB \$100,001 ISSUE 04/28/1993 Z02635-00-3	33,173.31 4/28/15	1.000	33,173.31	N/A **	N/A	
MASS MUTUAL #8957972 WL CHRISTOPHER G COVINGTON DB \$100,000 ISSUE 06/10/1993 Z02637-00-9	43,863.67 6/10/15	1.000	43,863.67	N/A **	N/A	
MASS MUTUAL #8976916 WL INS THOMAS M MAHER DB \$50,000 ISSUE 09/23/1993 Z02638-00-7	18,294.88 9/23/14	1.000	18,294.88	N/A **	N/A	
MASS MUTUAL #9601318 WL INS CYNTHIA J FULLER DB \$50,000 ISSUE 11/08/1993 Z02639-00-5	10,283.99 11/8/14	1.000	10,283.99	N/A **	N/A	
MASS MUTUAL #9601330 WL INS LONNIE W FULLER DB \$50,000 ISSUE 11/08/1993 Z02640-00-3	12,331.56 11/8/14	1.000	12,331.56	N/A **	N/A	



TULSA FDN GENERAL FD NP LIFE INS ACCT R75618802
For the Period 1/1/15 to 12/31/15

	Price	Quantity	Value	Adjusted Cost Original Cost	Unrealized Gain/Loss	Accruals
Other						
MASS MUTUAL #9603665 WL INS DARYL R MCCOLLOUGH DB \$100,000 ISSUE 11/11/1993 Z02641-00-1	16,695 77 11/11/14	1 000	16,695 77	N/A **	N/A	
MASS MUTUAL #9858357 WL INS MARK A LOBO DB \$50,000 ISSUE 01/16/1996 Z02643-00-7	20,785 22 1/16/15	1 000	20,785 22	N/A **	N/A	
MASS MUTUAL #9894431 WL INS RICHARD D QUARLES DB \$25,000 ISSUE 11/4/1996 Z02644-00-5	7,052 74 11/4/14	1 000	7,052 74	N/A **	N/A	
NORTHWESTERN MUTUAL POLICY #19568256 WHOLE LIFE DEATH BENEFIT \$101,027 00 INSURED DR JONATHAN FRIEND ,II ISSUED 10/25/2011- 999363-00-5	40,386 90 10/25/14	1 000	40,386 90	N/A **	N/A	
Total Other			\$585,552.38	\$0 00	\$0 00	

J.P.Morgan

Page 11 of 16

001744 2356 of 4267 NSP000006 XL NSP000007

0054073888031017442356
0044073888031000032356



TULSA FDN GENERAL FD NP LIFE INS ACCT R75618802
For the Period 1/1/15 to 12/31/15

Portfolio Activity Summary

Transactions	PRINCIPAL		INCOME	
	Current Period Value	Year-To-Date Value*	Current Period Value	Year-To-Date Value*
Beginning Cash Balance	193.08	--	33.11	--
INFLOWS				
Income			1.68	1.68
Contributions	77,876.24	77,876.24		
Total Inflows	\$77,876.24	\$77,876.24	\$1.68	\$1.68
OUTFLOWS **				
Withdrawals	(77,875.64)	(77,875.64)		
Total Outflows	(\$77,875.64)	(\$77,875.64)	\$0.00	\$0.00
Ending Cash Balance	\$193.68	--	\$34.79	--

Securities Transferred In/Out	Current Period Value	Year-To-Date Value*
Securities Transferred Out	(39,583.19)	(39,583.19)

* Year to date information is calculated on a calendar year basis

** Your account's standing instructions use a FIRST IN, FIRST OUT method for relieving assets from your position