



See a Social Security Number? Say Something!
Report Privacy Problems to <https://public.resource.org/privacy>
Or call the IRS Identity Theft Hotline at 1-800-908-4490



Form **990-PF**Department of the Treasury
Internal Revenue Service**Return of Private Foundation**

or Section 4947(a)(1) Trust Treated as Private Foundation

▶ Do not enter social security numbers on this form as it may be made public.

▶ Information about Form 990-PF and its separate instructions is at www.irs.gov/form990pf

OMB No. 1545-0052

2015**Open to Public Inspection**

For calendar year 2015 or tax year beginning

, 2015, and ending

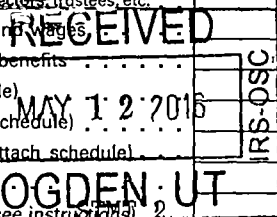
, 20

Name of foundation F B PARRIOTT TRUST R75594003		A Employer identification number 73-6089890
Number and street (or P.O. box number if mail is not delivered to street address)	Room/suite	B Telephone number (see instructions) 866-888-5157
City or town, state or province, country, and ZIP or foreign postal code CHICAGO, IL 60603		C If exemption application is pending, check here <input type="checkbox"/>
G Check all that apply:		D 1 Foreign organizations, check here <input type="checkbox"/>
<input type="checkbox"/> Initial return	<input type="checkbox"/> Initial return of a former public charity	2 Foreign organizations meeting the 85% test, check here and attach computation <input type="checkbox"/>
<input type="checkbox"/> Final return	<input type="checkbox"/> Amended return	E If private foundation status was terminated under section 507(b)(1)(A), check here <input type="checkbox"/>
<input type="checkbox"/> Address change	<input type="checkbox"/> Name change	F If the foundation is in a 60-month termination under section 507(b)(1)(B), check here <input type="checkbox"/>
H Check type of organization: <input checked="" type="checkbox"/> Section 501(c)(3) exempt private foundation <input type="checkbox"/> Section 4947(a)(1) nonexempt charitable trust <input type="checkbox"/> Other taxable private foundation		
I Fair market value of all assets at end of year (from Part II, col. (c), line 16) ▶ \$ 722,165.		
J Accounting method: <input checked="" type="checkbox"/> Cash <input type="checkbox"/> Accrual <input type="checkbox"/> Other (specify) _____ (Part I, column (d) must be on cash basis.)		

Part I Analysis of Revenue and Expenses (The total of amounts in columns (b), (c), and (d) may not necessarily equal the amounts in column (a) (see instructions))		(a) Revenue and expenses per books	(b) Net investment income	(c) Adjusted net income	(d) Disbursements for charitable purposes (cash basis only)
1	Contributions, gifts, grants, etc., received (attach schedule)				
2	Check <input checked="" type="checkbox"/> if the foundation is not required to attach Sch. B.				
3	Interest on savings and temporary cash investments.				
4	Dividends and interest from securities	20,829.	20,637.		
5a	Gross rents				
b	Net rental income or (loss)				
6a	Net gain or (loss) from sale of assets not on line 10	16,600.			
b	Gross sales price for all assets on line 6a 334,309.				
7	Capital gain net income (from Part IV, line 2)		16,600.		
8	Net short-term capital gain				
9	Income modifications				
10a	Gross sales less returns and allowances				
b	Less Cost of goods sold				
c	Gross profit or (loss) (attach schedule)				
11	Other income (attach schedule)	246.			STMT 1
12	Total. Add lines 1 through 11	37,675.	37,237.		
13	Compensation of officers, directors, trustees, etc.	8,306.	4,983.		3,322.
14	Other employee salaries and wages		NONE	NONE	
15	Pension plans, employee benefits		NONE	NONE	
16a	Legal fees (attach schedule)				
b	Accounting fees (attach schedule)				
c	Other professional fees (attach schedule)				
17	Interest				
18	Taxes (attach schedule) (see instructions)	2,571.	1,228.		
19	Depreciation (attach schedule) and depletion				
20	Occupancy				
21	Travel, conferences, and meetings		NONE	NONE	
22	Printing and publications		NONE	NONE	
23	Other expenses (attach schedule)				
24	Total operating and administrative expenses. Add lines 13 through 23.	10,877.	6,211.	NONE	3,322.
25	Contributions, gifts, grants paid	30,000.			30,000.
26	Total expenses and disbursements. Add lines 24 and 25	40,877.	6,211.	NONE	33,322.
27	Subtract line 26 from line 12				
a	Excess of revenue over expenses and disbursements	-3,202.			
b	Net investment income (if negative, enter -0-)		31,026.		
c	Adjusted net income (if negative, enter -0-)				

ENVELOPE
POSTMARK DATE MAY 09 2016

3102 51 AM



Part II Balance Sheets		Attached schedules and amounts in the description column should be for end-of-year amounts only (See instructions)	Beginning of year	End of year	
			(a) Book Value	(b) Book Value	(c) Fair Market Value
Assets	1	Cash - non-interest-bearing	13,329.	13,338.	13,338.
	2	Savings and temporary cash investments	37,980.	61,667.	61,667.
	3	Accounts receivable ▶			
		Less: allowance for doubtful accounts ▶			
	4	Pledges receivable ▶			
		Less: allowance for doubtful accounts ▶			
	5	Grants receivable			
	6	Receivables due from officers, directors, trustees, and other disqualified persons (attach schedule) (see instructions)			
	7	Other notes and loans receivable (attach schedule) ▶			
		Less: allowance for doubtful accounts ▶ NONE			
	8	Inventories for sale or use			
	9	Prepaid expenses and deferred charges			
	10a	Investments - U.S. and state government obligations (attach schedule)			
	b	Investments - corporate stock (attach schedule)	484,112.	348,116.	408,840.
	c	Investments - corporate bonds (attach schedule)	34,083.	163,167.	159,223.
	11	Investments - land, buildings, and equipment: basis ▶			
		Less: accumulated depreciation (attach schedule) ▶			
	12	Investments - mortgage loans			
	13	Investments - other (attach schedule)	100,726.	80,734.	79,097.
	14	Land, buildings, and equipment: basis ▶			
		Less: accumulated depreciation (attach schedule) ▶			
	15	Other assets (describe ▶)			
	16	Total assets (to be completed by all filers - see the instructions. Also, see page 1, item I)	670,230.	667,022.	722,165.
Liabilities	17	Accounts payable and accrued expenses			
	18	Grants payable			
	19	Deferred revenue			
	20	Loans from officers, directors, trustees, and other disqualified persons			
	21	Mortgages and other notes payable (attach schedule)			
	22	Other liabilities (describe ▶)			
	23	Total liabilities (add lines 17 through 22)		NONE	
Net Assets or Fund Balances		Foundations that follow SFAS 117, check here ▶ <input type="checkbox"/> and complete lines 24 through 26 and lines 30 and 31.			
	24	Unrestricted			
	25	Temporarily restricted			
	26	Permanently restricted			
		Foundations that do not follow SFAS 117, check here and complete lines 27 through 31. ▶ <input checked="" type="checkbox"/>			
	27	Capital stock, trust principal, or current funds	670,230.	667,022.	
	28	Paid-in or capital surplus, or land, bldg, and equipment fund			
	29	Retained earnings, accumulated income, endowment, or other funds			
	30	Total net assets or fund balances (see instructions)	670,230.	667,022.	
	31	Total liabilities and net assets/fund balances (see instructions)	670,230.	667,022.	

Part III Analysis of Changes in Net Assets or Fund Balances

1	Total net assets or fund balances at beginning of year - Part II, column (a), line 30 (must agree with end-of-year figure reported on prior year's return)	1	670,230.
2	Enter amount from Part I, line 27a	2	-3,202.
3	Other increases not included in line 2 (itemize) ▶	3	
4	Add lines 1, 2, and 3	4	667,028.
5	Decreases not included in line 2 (itemize) ▶ ADJUSTMENT TO BASIS	5	6.
6	Total net assets or fund balances at end of year (line 4 minus line 5) - Part II, column (b), line 30	6	667,022.

Part IV Capital Gains and Losses for Tax on Investment Income

(a) List and describe the kind(s) of property sold (e.g., real estate, 2-story brick warehouse; or common stock, 200 shs. MLC Co.)			(b) How acquired P - Purchase D - Donation	(c) Date acquired (mo., day, yr.)	(d) Date sold (mo., day, yr.)
1a PUBLICLY TRADED SECURITIES					
b					
c					
d					
e					
(e) Gross sales price	(f) Depreciation allowed (or allowable)	(g) Cost or other basis plus expense of sale	(h) Gain or (loss) (e) plus (f) minus (g)		
a 334,309.		317,709.	16,600.		
b					
c					
d					
e					
Complete only for assets showing gain in column (h) and owned by the foundation on 12/31/69			(i) Gains (Col. (h) gain minus col. (k), but not less than -0- or Losses (from col. (h))		
(i) F.M.V. as of 12/31/69	(j) Adjusted basis as of 12/31/69	(k) Excess of col. (i) over col. (j), if any			
a			16,600.		
b					
c					
d					
e					
2 Capital gain net income or (net capital loss) { If gain, also enter in Part I, line 7 If (loss), enter -0- in Part I, line 7 }			2	16,600.	
3 Net short-term capital gain or (loss) as defined in sections 1222(5) and (6) If gain, also enter in Part I, line 8, column (c) (see instructions). If (loss), enter -0- in Part I, line 8			3		

Part V Qualification Under Section 4940(e) for Reduced Tax on Net Investment Income

(For optional use by domestic private foundations subject to the section 4940(a) tax on net investment income.)

If section 4940(d)(2) applies, leave this part blank.

Was the foundation liable for the section 4942 tax on the distributable amount of any year in the base period?

☐ Yes ☒ No

If "Yes," the foundation does not qualify under section 4940(e). Do not complete this part.

(a) Base period years Calendar year (or tax year beginning in)	(b) Adjusted qualifying distributions	(c) Net value of noncharitable-use assets	(d) Distribution ratio (col. (b) divided by col. (c))
2014	23,085.	772,434.	0.029886
2013	23,230.	715,491.	0.032467
2012			
2011			
2010			
2 Total of line 1, column (d)			2 0.062353
3 Average distribution ratio for the 5-year base period - divide the total on line 2 by 5, or by the number of years the foundation has been in existence if less than 5 years			3 0.031177
4 Enter the net value of noncharitable-use assets for 2015 from Part X, line 5			4 749,525.
5 Multiply line 4 by line 3			5 23,368.
6 Enter 1% of net investment income (1% of Part I, line 27b)			6 310.
7 Add lines 5 and 6			7 23,678.
8 Enter qualifying distributions from Part XII, line 4 If line 8 is equal to or greater than line 7, check the box in Part VI, line 1b, and complete that part using a 1% tax rate. See the Part VI instructions.			8 33,322.

Part VI Excise Tax Based on Investment Income (Section 4940(a), 4940(b), 4940(e), or 4948 - see instructions)

1a Exempt operating foundations described in section 4940(d)(2), check here <input type="checkbox"/> and enter "N/A" on line 1. Date of ruling or determination letter: _____ (attach copy of letter if necessary - see instructions)		1	310.
b Domestic foundations that meet the section 4940(e) requirements in Part V, check here <input checked="" type="checkbox"/> and enter 1% of Part I, line 27b			
c All other domestic foundations enter 2% of line 27b. Exempt foreign organizations enter 4% of Part I, line 12, col. (b).			
2 Tax under section 511 (domestic section 4947(a)(1) trusts and taxable foundations only. Others enter -0-)		2	
3 Add lines 1 and 2		3	310.
4 Subtitle A (income) tax (domestic section 4947(a)(1) trusts and taxable foundations only. Others enter -0-)		4	NONE
5 Tax based on investment income. Subtract line 4 from line 3. If zero or less, enter -0-		5	310.
6 Credits/Payments:			
a 2015 estimated tax payments and 2014 overpayment credited to 2015	6a	1,200.	
b Exempt foreign organizations - tax withheld at source	6b	NONE	
c Tax paid with application for extension of time to file (Form 8868)	6c	NONE	
d Backup withholding erroneously withheld	6d		
7 Total credits and payments. Add lines 6a through 6d	7	1,200.	
8 Enter any penalty for underpayment of estimated tax. Check here <input type="checkbox"/> if Form 2220 is attached	8		
9 Tax due. If the total of lines 5 and 8 is more than line 7, enter amount owed	9		
10 Overpayment. If line 7 is more than the total of lines 5 and 8, enter the amount overpaid	10	890.	
11 Enter the amount of line 10 to be: Credited to 2016 estimated tax <input checked="" type="checkbox"/> 890. Refunded <input type="checkbox"/>	11		

Part VII-A Statements Regarding Activities

	Yes	No
1a During the tax year, did the foundation attempt to influence any national, state, or local legislation or did it participate or intervene in any political campaign?		X
b Did it spend more than \$100 during the year (either directly or indirectly) for political purposes (see Instructions for the definition)? If the answer is "Yes" to 1a or 1b, attach a detailed description of the activities and copies of any materials published or distributed by the foundation in connection with the activities.		X
c Did the foundation file Form 1120-POL for this year?		X
d Enter the amount (if any) of tax on political expenditures (section 4955) imposed during the year (1) On the foundation <input checked="" type="checkbox"/> \$ _____ (2) On foundation managers <input checked="" type="checkbox"/> \$ _____		
e Enter the reimbursement (if any) paid by the foundation during the year for political expenditure tax imposed on foundation managers <input checked="" type="checkbox"/> \$ _____		
2 Has the foundation engaged in any activities that have not previously been reported to the IRS? If "Yes," attach a detailed description of the activities	2	X
3 Has the foundation made any changes, not previously reported to the IRS, in its governing instrument, articles of incorporation, or bylaws, or other similar instruments? If "Yes," attach a conformed copy of the changes	3	X
4a Did the foundation have unrelated business gross income of \$1,000 or more during the year?	4a	X
b If "Yes," has it filed a tax return on Form 990-T for this year?	4b	
5 Was there a liquidation, termination, dissolution, or substantial contraction during the year? If "Yes," attach the statement required by General Instruction T.	5	X
6 Are the requirements of section 508(e) (relating to sections 4941 through 4945) satisfied either: • By language in the governing instrument, or • By state legislation that effectively amends the governing instrument so that no mandatory directions that conflict with the state law remain in the governing instrument?	6	X
7 Did the foundation have at least \$5,000 in assets at any time during the year? If "Yes," complete Part II, col. (c), and Part XV	7	X
8a Enter the states to which the foundation reports or with which it is registered (see instructions) <input checked="" type="checkbox"/> OK		
b If the answer is "Yes" to line 7, has the foundation furnished a copy of Form 990-PF to the Attorney General (or designate) of each state as required by General Instruction G? If "No," attach explanation	8b	X
9 Is the foundation claiming status as a private operating foundation within the meaning of section 4942(j)(3) or 4942(j)(5) for calendar year 2015 or the taxable year beginning in 2015 (see instructions for Part XIV)? If "Yes," complete Part XIV.	9	X
10 Did any persons become substantial contributors during the tax year? If "Yes," attach a schedule listing their names and addresses	10	X

Part VII-A Statements Regarding Activities (continued)

	Yes	No
11 At any time during the year, did the foundation, directly or indirectly, own a controlled entity within the meaning of section 512(b)(13)? If "Yes," attach schedule (see instructions)		X
12 Did the foundation make a distribution to a donor advised fund over which the foundation or a disqualified person had advisory privileges? If "Yes," attach statement (see instructions)		X
13 Did the foundation comply with the public inspection requirements for its annual returns and exemption application? Website address ► <u>n/a</u>	X	
14 The books are in care of ► <u>JPMorgan Chase Bank, N.A.</u> Telephone no. ► <u>(866) 888-5157</u> Located at ► <u>10 S DEARBORN ST; MC; IL; 1-0117, CHICAGO, IL</u> ZIP+4 ► <u>60603</u>		
15 Section 4947(a)(1) nonexempt charitable trusts filing Form 990-PF in lieu of Form 1041 - Check here		
and enter the amount of tax-exempt interest received or accrued during the year		
16 At any time during calendar year 2015, did the foundation have an interest in or a signature or other authority over a bank, securities, or other financial account in a foreign country?		
See the instructions for exceptions and filing requirements for FinCEN Form 114. If "Yes," enter the name of the foreign country ►		

Part VII-B Statements Regarding Activities for Which Form 4720 May Be Required

File Form 4720 if any item is checked in the "Yes" column, unless an exception applies.

	Yes	No
1a During the year did the foundation (either directly or indirectly)		
(1) Engage in the sale or exchange, or leasing of property with a disqualified person?	<input type="checkbox"/> Yes	<input checked="" type="checkbox"/> No
(2) Borrow money from, lend money to, or otherwise extend credit to (or accept it from) a disqualified person?	<input type="checkbox"/> Yes	<input checked="" type="checkbox"/> No
(3) Furnish goods, services, or facilities to (or accept them from) a disqualified person?	<input type="checkbox"/> Yes	<input checked="" type="checkbox"/> No
(4) Pay compensation to, or pay or reimburse the expenses of, a disqualified person?	<input checked="" type="checkbox"/> Yes	<input type="checkbox"/> No
(5) Transfer any income or assets to a disqualified person (or make any of either available for the benefit or use of a disqualified person)?	<input type="checkbox"/> Yes	<input checked="" type="checkbox"/> No
(6) Agree to pay money or property to a government official? (Exception. Check "No" if the foundation agreed to make a grant to or to employ the official for a period after termination of government service, if terminating within 90 days.)	<input type="checkbox"/> Yes	<input checked="" type="checkbox"/> No
b If any answer is "Yes" to 1a(1)-(6), did any of the acts fail to qualify under the exceptions described in Regulations section 53.4941(d)-3 or in a current notice regarding disaster assistance (see instructions)?		X
Organizations relying on a current notice regarding disaster assistance check here		
c Did the foundation engage in a prior year in any of the acts described in 1a, other than excepted acts, that were not corrected before the first day of the tax year beginning in 2015?		X
2 Taxes on failure to distribute income (section 4942) (does not apply for years the foundation was a private operating foundation defined in section 4942(j)(3) or 4942(j)(5)):		
a At the end of tax year 2015, did the foundation have any undistributed income (lines 6d and 6e, Part XIII) for tax year(s) beginning before 2015?	<input type="checkbox"/> Yes	<input checked="" type="checkbox"/> No
If "Yes," list the years ►		
b Are there any years listed in 2a for which the foundation is not applying the provisions of section 4942(a)(2) (relating to incorrect valuation of assets) to the year's undistributed income? (If applying section 4942(a)(2) to all years listed, answer "No" and attach statement - see instructions.)		X
c If the provisions of section 4942(a)(2) are being applied to any of the years listed in 2a, list the years here. ►		
3a Did the foundation hold more than a 2% direct or indirect interest in any business enterprise at any time during the year?	<input type="checkbox"/> Yes	<input checked="" type="checkbox"/> No
b If "Yes," did it have excess business holdings in 2015 as a result of (1) any purchase by the foundation or disqualified persons after May 26, 1969; (2) the lapse of the 5-year period (or longer period approved by the Commissioner under section 4943(c)(7)) to dispose of holdings acquired by gift or bequest, or (3) the lapse of the 10-, 15-, or 20-year first phase holding period? (Use Schedule C, Form 4720, to determine if the foundation had excess business holdings in 2015)		
4a Did the foundation invest during the year any amount in a manner that would jeopardize its charitable purposes?		X
b Did the foundation make any investment in a prior year (but after December 31, 1969) that could jeopardize its charitable purpose that had not been removed from jeopardy before the first day of the tax year beginning in 2015?		X

Form 990-PF (2015)

Part VII-B Statements Regarding Activities for Which Form 4720 May Be Required (continued)**5a** During the year did the foundation pay or incur any amount to:

- (1) Carry on propaganda, or otherwise attempt to influence legislation (section 4945(e))? ☐ Yes ☒ No
- (2) Influence the outcome of any specific public election (see section 4955); or to carry on, directly or indirectly, any voter registration drive? ☐ Yes ☒ No
- (3) Provide a grant to an individual for travel, study, or other similar purposes? ☐ Yes ☒ No
- (4) Provide a grant to an organization other than a charitable, etc., organization described in section 4945(d)(4)(A)? (see instructions). ☐ Yes ☒ No
- (5) Provide for any purpose other than religious, charitable, scientific, literary, or educational purposes, or for the prevention of cruelty to children or animals? ☐ Yes ☒ No

b If any answer is "Yes" to 5a(1)-(5), did any of the transactions fail to qualify under the exceptions described in Regulations section 53.4945 or in a current notice regarding disaster assistance (see instructions)? ☐ Yes ☒ NoOrganizations relying on a current notice regarding disaster assistance check here ☐**c** If the answer is "Yes" to question 5a(4), does the foundation claim exemption from the tax because it maintained expenditure responsibility for the grant? ☐ Yes ☐ No
If "Yes," attach the statement required by Regulations section 53.4945-5(d).**6a** Did the foundation, during the year, receive any funds, directly or indirectly, to pay premiums on a personal benefit contract? ☐ Yes ☒ No**b** Did the foundation, during the year, pay premiums, directly or indirectly, on a personal benefit contract? ☐ Yes ☒ No
If "Yes" to 6b, file Form 8870.**7a** At any time during the tax year, was the foundation a party to a prohibited tax shelter transaction? ☐ Yes ☒ No**b** If "Yes," did the foundation receive any proceeds or have any net income attributable to the transaction? ☐ Yes ☒ No

5b

6b

7b

Part VIII Information About Officers, Directors, Trustees, Foundation Managers, Highly Paid Employees, and Contractors**1** List all officers, directors, trustees, foundation managers and their compensation (see instructions).

(a) Name and address	(b) Title, and average hours per week devoted to position	(c) Compensation (If not paid, enter -0-)	(d) Contributions to employee benefit plans and deferred compensation	(e) Expense account, other allowances
JP MORGAN CHASE BANK, N.A. 10 S DEARBORN ST; MC; IL 1-0117, CHICAGO, IL 60603	TRUSTEE 2	8,306.	-0-	-0-

2 Compensation of five highest-paid employees (other than those included on line 1 - see instructions). If none, enter "NONE."

(a) Name and address of each employee paid more than \$50,000	(b) Title, and average hours per week devoted to position	(c) Compensation	(d) Contributions to employee benefit plans and deferred compensation	(e) Expense account, other allowances
NONE		NONE	NONE	NONE

Total number of other employees paid over \$50,000 ☐ NONE

Form 990-PF (2015)

Part VIII Information About Officers, Directors, Trustees, Foundation Managers, Highly Paid Employees, and Contractors (continued)**3 Five highest-paid independent contractors for professional services (see instructions). If none, enter "NONE."**

(a) Name and address of each person paid more than \$50,000	(b) Type of service	(c) Compensation
NONE		NONE
Total number of others receiving over \$50,000 for professional services		NONE

Part IX-A Summary of Direct Charitable Activities

List the foundation's four largest direct charitable activities during the tax year. Include relevant statistical information such as the number of organizations and other beneficiaries served, conferences convened, research papers produced, etc.

Expenses

1	NONE	
2		
3		
4		

Part IX-B Summary of Program-Related Investments (see instructions)

Describe the two largest program-related investments made by the foundation during the tax year on lines 1 and 2.

Amount

1	NONE	
2		
All other program-related investments. See instructions.		
3	NONE	
Total. Add lines 1 through 3		

Form **990-PF** (2015)

Part X Minimum Investment Return (All domestic foundations must complete this part. Foreign foundations, see instructions.)

1	Fair market value of assets not used (or held for use) directly in carrying out charitable, etc., purposes:		
a	Average monthly fair market value of securities	1a	708,646.
b	Average of monthly cash balances	1b	52,293.
c	Fair market value of all other assets (see instructions).	1c	NONE
d	Total (add lines 1a, b, and c)	1d	760,939.
e	Reduction claimed for blockage or other factors reported on lines 1a and 1c (attach detailed explanation)	1e	
2	Acquisition indebtedness applicable to line 1 assets	2	NONE
3	Subtract line 2 from line 1d	3	760,939.
4	Cash deemed held for charitable activities. Enter 1 1/2% of line 3 (for greater amount, see instructions).	4	11,414.
5	Net value of noncharitable-use assets. Subtract line 4 from line 3. Enter here and on Part V, line 4	5	749,525.
6	Minimum investment return. Enter 5% of line 5	6	37,476.

Part XI Distributable Amount (see instructions) (Section 4942(j)(3) and (j)(5) private operating foundations and certain foreign organizations check here ☐ and do not complete this part.)

1	Minimum investment return from Part X, line 6	1	37,476.
2a	Tax on investment income for 2015 from Part VI, line 5	2a	310.
b	Income tax for 2015. (This does not include the tax from Part VI.)	2b	
c	Add lines 2a and 2b	2c	310.
3	Distributable amount before adjustments. Subtract line 2c from line 1	3	37,166.
4	Recoveries of amounts treated as qualifying distributions	4	NONE
5	Add lines 3 and 4	5	37,166.
6	Deduction from distributable amount (see instructions).	6	NONE
7	Distributable amount as adjusted. Subtract line 6 from line 5. Enter here and on Part XIII, line 1	7	37,166.

Part XII Qualifying Distributions (see instructions)

1	Amounts paid (including administrative expenses) to accomplish charitable, etc., purposes:		
a	Expenses, contributions, gifts, etc. - total from Part I, column (d), line 26	1a	33,322.
b	Program-related investments - total from Part IX-B	1b	
2	Amounts paid to acquire assets used (or held for use) directly in carrying out charitable, etc., purposes	2	NONE
3	Amounts set aside for specific charitable projects that satisfy the:		
a	Suitability test (prior IRS approval required)	3a	NONE
b	Cash distribution test (attach the required schedule)	3b	NONE
4	Qualifying distributions. Add lines 1a through 3b. Enter here and on Part V, line 8, and Part XIII, line 4	4	33,322.
5	Foundations that qualify under section 4940(e) for the reduced rate of tax on net investment income. Enter 1% of Part I, line 27b (see instructions)	5	310.
6	Adjusted qualifying distributions. Subtract line 5 from line 4	6	33,012.

Note. The amount on line 6 will be used in Part V, column (b), in subsequent years when calculating whether the foundation qualifies for the section 4940(e) reduction of tax in those years.

Part XIII Undistributed Income (see instructions)

	(a) Corpus	(b) Years prior to 2014	(c) 2014	(d) 2015
1 Distributable amount for 2015 from Part XI, line 7				37,166.
2 Undistributed income, if any, as of the end of 2015				
a Enter amount for 2014 only.			26,258.	
b Total for prior years 20 <u>13</u> , 20 <u> </u> , 20 <u> </u>		NONE		
3 Excess distributions carryover, if any, to 2015:				
a From 2010	NONE			
b From 2011	NONE			
c From 2012	NONE			
d From 2013	NONE			
e From 2014	NONE			
f Total of lines 3a through e	NONE			
4 Qualifying distributions for 2015 from Part XII, line 4 ► \$ <u>33,322.</u>				
a Applied to 2014, but not more than line 2a . . .			26,258.	
b Applied to undistributed income of prior years (Election required - see instructions)		NONE		
c Treated as distributions out of corpus (Election required - see instructions)	NONE			
d Applied to 2015 distributable amount.				7,064.
e Remaining amount distributed out of corpus. . .	NONE			
5 Excess distributions carryover applied to 2015 . (If an amount appears in column (d), the same amount must be shown in column (a).)	NONE			NONE
6 Enter the net total of each column as indicated below:				
a Corpus. Add lines 3f, 4c, and 4e. Subtract line 5	NONE			
b Prior years' undistributed income. Subtract line 4b from line 2b.		NONE		
c Enter the amount of prior years' undistributed income for which a notice of deficiency has been issued, or on which the section 4942(a) tax has been previously assessed		NONE		
d Subtract line 6c from line 6b. Taxable amount - see instructions		NONE		
e Undistributed income for 2014. Subtract line 4a from line 2a. Taxable amount - see instructions				
f Undistributed income for 2015. Subtract lines 4d and 5 from line 1. This amount must be distributed in 2016.				30,102.
7 Amounts treated as distributions out of corpus to satisfy requirements imposed by section 170(b)(1)(F) or 4942(g)(3) (Election may be required - see instructions)	NONE			
8 Excess distributions carryover from 2010 not applied on line 5 or line 7 (see instructions) . . .	NONE			
9 Excess distributions carryover to 2016. Subtract lines 7 and 8 from line 6a	NONE			
10 Analysis of line 9:				
a Excess from 2011 . . .	NONE			
b Excess from 2012 . . .	NONE			
c Excess from 2013 . . .	NONE			
d Excess from 2014 . . .	NONE			
e Excess from 2015 . . .	NONE			

Part XIV Private Operating Foundations (see instructions and Part VII-A, question 9)

1a If the foundation has received a ruling or determination letter that it is a private operating foundation, and the ruling is effective for 2015, enter the date of the ruling

b Check box to indicate whether the foundation is a private operating foundation described in section	4942(j)(3) or	4942(j)(5)
--	---------------	------------

	Tax year	Prior 3 years			(e) Total
	(a) 2015	(b) 2014	(c) 2013	(d) 2012	
2a Enter the lesser of the adjusted net income from Part I or the minimum investment return from Part X for each year listed					
b 85% of line 2a					
c Qualifying distributions from Part XII, line 4 for each year listed .					
d Amounts included in line 2c not used directly for active conduct of exempt activities					
e Qualifying distributions made directly for active conduct of exempt activities Subtract line 2d from line 2c					
3 Complete 3a, b, or c for the alternative test relied upon					
a "Assets" alternative test - enter:					
(1) Value of all assets . . .					
(2) Value of assets qualifying under section 4942(j)(3)(B)(i).					
b "Endowment" alternative test - enter 2/3 of minimum investment return shown in Part X, line 6 for each year listed . . .					
c "Support" alternative test - enter:					
(1) Total support other than gross investment income (interest, dividends, rents, payments on securities loans (section 512(a)(5)), or royalties).					
(2) Support from general public and 5 or more exempt organizations as provided in section 4942(j)(3)(B)(ii)					
(3) Largest amount of support from an exempt organization.					
(4) Gross investment income .					

Part XV **Supplementary Information (Complete this part only if the foundation had \$5,000 or more in assets at any time during the year - see instructions.)**

1 Information Regarding Foundation Managers:

a List any managers of the foundation who have contributed more than 2% of the total contributions received by the foundation before the close of any tax year (but only if they have contributed more than \$5,000). (See section 507(d)(2).)

N/A

b List any managers of the foundation who own 10% or more of the stock of a corporation (or an equally large portion of the ownership of a partnership or other entity) of which the foundation has a 10% or greater interest.

N/A

2 Information Regarding Contribution, Grant, Gift, Loan, Scholarship, etc., Programs:

Check here ☒ if the foundation only makes contributions to preselected charitable organizations and does not accept unsolicited requests for funds. If the foundation makes gifts, grants, etc. (see instructions) to individuals or organizations under other conditions, complete items 2a, b, c, and d.

a The name, address, and telephone number or e-mail address of the person to whom applications should be addressed:

b The form in which applications should be submitted and information and materials they should include:

c Any submission deadlines:

d Any restrictions or limitations on awards, such as by geographical areas, charitable fields, kinds of institutions, or other factors:

Part XV Supplementary Information *(continued)***3 Grants and Contributions Paid During the Year or Approved for Future Payment**

Recipient Name and address (home or business)	If recipient is an individual, show any relationship to any foundation manager or substantial contributor	Foundation status of recipient	Purpose of grant or contribution	Amount
a Paid during the year				
FIRST UNITED METHODIST CHURCH 1115 S BOULDER AVE TULSA OK 74119-2418	N/A	PC	GENERAL	30,000.
Total			3a	30,000.
b Approved for future payment				
Total			3b	

Part XVII Information Regarding Transfers To and Transactions and Relationships With Noncharitable Exempt Organizations

		Yes	No
1	Did the organization directly or indirectly engage in any of the following with any other organization described in section 501(c) of the Code (other than section 501(c)(3) organizations) or in section 527, relating to political organizations?		
a	Transfers from the reporting foundation to a noncharitable exempt organization of:		
	(1) Cash	1a(1)	X
	(2) Other assets	1a(2)	X
b	Other transactions:		
	(1) Sales of assets to a noncharitable exempt organization	1b(1)	X
	(2) Purchases of assets from a noncharitable exempt organization	1b(2)	X
	(3) Rental of facilities, equipment, or other assets	1b(3)	X
	(4) Reimbursement arrangements	1b(4)	X
	(5) Loans or loan guarantees	1b(5)	X
	(6) Performance of services or membership or fundraising solicitations	1b(6)	X
c	Sharing of facilities, equipment, mailing lists, other assets, or paid employees	1c	X
d	If the answer to any of the above is "Yes," complete the following schedule. Column (b) should always show the fair market value of the goods, other assets, or services given by the reporting foundation. If the foundation received less than fair market value in any transaction or sharing arrangement, show in column (d) the value of the goods, other assets, or services received.		

[illegible]

2a Is the foundation directly or indirectly affiliated with, or related to, one or more tax-exempt organizations described in section 501(c) of the Code (other than section 501(c)(3)) or in section 527? ☐ Yes ☒ No

b If "Yes," complete the following schedule.

[illegible]

**Sign
Here**

Under penalties of perjury, I declare that I have examined this return, including accompanying schedules and statements, and to the best of my knowledge and belief, it is true, correct, and complete. Declaration of preparer (other than taxpayer) is based on all information of which preparer has any knowledge.

Steve Bieri VICE PRESIDENT
Signature of officer or trustee

05/01/2016
Date

 Title

May the IRS discuss this return with the preparer shown below (see instructions)? ☒ Yes ☐ No

**Paid
Preparer
Use Only**

Print/Type preparer's name

CAROLYN J. SECHEL

Preparer's signature _____

Preparer's signature Carolyn J. Seckel
LLP
MADE

Date

05/01/2018

Check ☐ if
self-employed

PTIN	
------	--

P01256399

Firm's name ► DELOITTE TAX LLP

Firm's address ► 127 PUBLIC SQUARE
CLEVELAND, OH

44114

Firm's EIN

Phone no. 312-486-9652

Form **990-PF** (2015)

FORM 990PF, PART I - OTHER INCOME
=====

DESCRIPTION -----	REVENUE AND EXPENSES PER BOOKS -----
DEFERRED INCOME	246.

TOTALS	246.
	=====

F B PARRIOTT TRUST R75594003

73-6089890

FORM 990PF, PART I - TAXES
=====

DESCRIPTION -----	REVENUE AND EXPENSES PER BOOKS -----	NET INVESTMENT INCOME -----
FEDERAL TAX PAYMENT - PRIOR YE	143.	
FEDERAL ESTIMATES - INCOME	1,200.	
FOREIGN TAXES ON QUALIFIED FOR	1,198.	1,198.
FOREIGN TAXES ON NONQUALIFIED	30.	30.
	-----	-----
TOTALS	2,571.	1,228.
	=====	=====



JPMorgan Chase Bank, N.A.
270 Park Avenue, New York, NY 10017-2014

F B PARRIOTT TRUST ACCT. R75594003
For the Period 1/1/15 to 12/31/15

Fiduciary Account

J.P. Morgan Team

Ellen Sembe	T & E Officer	214/965-2768
Sharon Fontenot	T & E Administrator	214/965-2730
Ellen Sembe	Client Service Team	214/965-2768
Sharon Fontenot	Client Service Team	

Online access www.jpmorganonline.com

Table of Contents

	Page
Account Summary	2
Holdings	
Equity	5
Alternative Assets	9
Cash & Fixed Income	10
Portfolio Activity	13

Client News

Please review the information about potential conflicts of interest at the end of your statement.

Information on Structured Products Fees in discretionary trust portfolios

Effective September 22, 2015, in connection with acting as discretionary trustee for trust accounts, J P Morgan or its affiliates no longer earn a mark-up at the time of purchase, or a product fee for structured products. This change does not affect the fees earned by the issuer that are embedded in the structured product.

Please see disclosures located at the end of this statement package for important information relating to each J P Morgan account(s)

J.P.Morgan

0000006312 15 0 15 00008 SCHMIDT 20160105

Page 1 of 34

001744 2255 of 4167 HSP000016 XL 3/1/20160000

00540738801017462255
01640736480160022255



FB PARRIOTT TRUST ACCT. R75594003
For the Period 1/1/15 to 12/31/15

Account Summary

PRINCIPAL

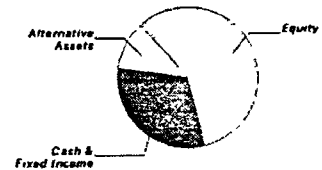
Asset Allocation	Beginning Market Value	Ending Market Value	Change In Value	Estimated Annual Income	Current Allocation
Equity	590,567.55	408,840.18	(181,727.37)	13,503.85	58%
Alternative Assets	99,480.14	79,097.20	(20,382.94)	1,336.78	11%
Cash & Fixed Income	72,076.03	220,889.83	148,813.80	4,631.76	31%
Market Value	\$762,123.72	\$708,827.21	(\$53,296.51)	\$19,472.39	100%

INCOME

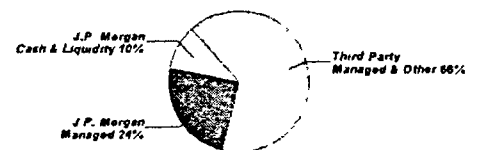
Cash Position	Beginning Market Value	Ending Market Value	Change In Value
Cash Balance	13,328.96	13,337.74	8.78
Accruals	867.08	\$95.43	(171.65)
Market Value	\$14,196.04	\$14,033.17	(\$162.87)

* J.P. Morgan Managed includes mutual funds, other registered funds and hedge funds managed by J.P. Morgan and structured products issued by J.P. Morgan. Third-Party Managed & Other includes mutual funds, exchange traded funds, hedge funds, and separately managed accounts managed by parties other than J.P. Morgan, separately managed accounts managed by J.P. Morgan where a party other than J.P. Morgan is the appointed investment advisor, structured products and exchange traded notes issued by parties other than J.P. Morgan; investment conduits investing in non-J.P. Morgan managed hedge funds, where J.P. Morgan is solely administrator to the conduit, and other investments not managed or issued by J.P. Morgan. J.P. Morgan Cash & Liquidity Funds includes cash, J.P. Morgan deposit sweeps and J.P. Morgan money market mutual funds. See important information about investment principles and conflicts in the disclosures section.

Asset Allocation



Manager Allocation *



J.P.Morgan



F B PARRIOTT TRUST ACCT. R75594003
For the Period 1/1/15 to 12/31/15

Account Summary CONTINUED

Portfolio Activity	PRINCIPAL	
	Current Period Value	Year-to-Date Value
Beginning Market Value	762,123.72	762,123.72
Additions	14,300.00	14,300.00
Withdrawals & Fees	(34,152.86)	(34,152.86)
Net Additions/Withdrawals	(\$19,852.86)	(\$19,852.86)
Income		
Change In Investment Value	(33,443.65)	(33,443.65)
Ending Market Value	\$708,827.21	\$708,827.21
Accruals	-	-
Market Value with Accruals	-	-

Tax Summary	PRINCIPAL	
	Current Period Value	Year-to-Date Value
Domestic Dividends/Distributions	19,597.09	19,597.09
Interest Income	15.61	15.61
Taxable Income	\$19,612.70	\$19,612.70
Tax-Exempt Income	191.98	191.98
Tax-Exempt Income	\$191.98	\$191.98

INCOME	INCOME	
	Current Period Value	Year-to-Date Value
	13,328.96	13,328.96
	(19,795.90)	(19,795.90)
	(\$19,795.90)	(\$19,795.90)
	19,804.68	19,804.68
	\$13,337.74	\$13,337.74
	695.43	695.43
	\$14,033.17	\$14,033.17

	INCOME	
	Current Period Value	Year-to-Date Value
LT Capital Gain Distributions	8,052.51	8,052.51
ST Realized Gain/Loss	(8,158.01)	(8,158.01)
LT Realized Gain/Loss	16,748.41	16,748.41
Realized Gain/Loss	\$16,642.91	\$16,642.91

		To-Date Value
Unrealized Gain/Loss		\$55,143.07

J.P.Morgan



0054078801017442256
0164673048101809032256



F B PARRIOTT TRUST ACCT. R75594003
For the Period 1/1/15 to 12/31/15

Account Summary CONTINUED

Cost Summary		Cost
Equity		348,116.01
Cash & Fixed Income		224,833.93
Total		\$572,949.94




F B PARRIOTT TRUST ACCT R75594003
For the Period 1/1/15 to 12/31/15

Equity Summary

Asset Categories	Beginning Market Value	Ending Market Value	Change in Value	Current Allocation
US Large Cap Equity	240,869.41	179,351.48	(61,517.93)	25%
US Mid Cap Equity	57,026.07	40,004.54	(17,021.53)	6%
EAFE Equity	171,227.03	110,597.21	(60,629.82)	16%
European Large Cap Equity	0.00	7,033.08	7,033.08	1%
Japanese Large Cap Equity	8,506.50	13,163.57	4,657.07	2%
Asia ex-Japan Equity	36,771.10	16,571.45	(20,199.65)	2%
Emerging Market Equity	6,864.09	0.00	(6,864.09)	
Global Equity	69,303.35	42,118.85	(27,184.50)	6%
Total Value	\$590,567.55	\$408,840.18	(\$181,727.37)	58%

Market Value/Cost	Current Period Value
Market Value	408,840.18
Tax Cost	348,116.01
Unrealized Gain/Loss	60,724.17
Estimated Annual Income	13,503.85
Accrued Dividends	695.43
Yield	3.30%

Asset Categories



Equity as a percentage of your portfolio - 58 %

J.P.Morgan



F B PARRIOTT TRUST ACCT. R75594003
For the Period 1/1/15 to 12/31/15

Equity Detail

	Price	Quantity	Value	Adjusted Tax Cost Original Cost	Unrealized Gain/Loss	Est. Annual Inc. Accrued Div.	Yield
US Large Cap Equity							
HARTFORD CAPITAL APPREC-I 416649-30-9 ITHI X	34.37	575,362	19,775.19	14,050.34	5,724.85	134.05	0.68%
JPM US EQ FD - INSTL FUND 1382 4812A1-14-2 JMUE X	13.80	1,491,843	20,587.43	15,551.44	5,035.99	229.74	1.12%
NEUBERGER BER MU'C OPP-INS 64122Q-30-9 NMUL X	15.04	1,460,604	21,967.48	15,590.01	6,377.47	198.64	0.90%
SPDR S&P 500 ETF TRUST 78462F-10-3 SPY	203.87	574,000	117,021.38	86,796.65	30,224.73	2,414.24 695.43	2.06%
Total US Large Cap Equity			\$179,351.48	\$131,988.44	\$47,363.04	\$2,976.67 \$695.43	1.66%
US Mid Cap Equity							
ISHARES CORE S&P MIDCAP ETF 464287-50-7 IJH	139.32	201,000	28,003.32	22,833.73	5,169.59	437.17	1.56%
JPM MKT EXP ENH INDEX FD - SEL FUND 3708 4812C1-63-7 PGMI X	10.19	1,177,745	12,001.22	7,985.11	4,016.11	143.68	1.20%
Total US Mid Cap Equity			\$40,004.54	\$30,818.84	\$9,185.70	\$580.85	1.45%

J.P.Morgan



FB PARRIOTT TRUST ACCT. R75594003
For the Period 1/1/15 to 12/31/15

	Price	Quantity	Value	Adjusted Tax Cost Original Cost	Unrealized Gain/Loss	Est Annual Inc Accrued Div	Yield
EAFE Equity							
DEUTSCHE X-TRACKERS MSCI EAF 233051-20-0 DBEF	27 16	1,055 000	28,653 80	31,483 41	(2,829 61)	933 67	3 26%
DODGE & COX INTL STOCK FD 256206-10-3 DODF X	36 48	538 071	19,628 83	13,441 02	6,187 81	451 97	2 30%
ISHARES MSCI EAFE INDEX FUND 464287-46-5 EFA	58 72	357 000	20,963 04	21,975 50	(1,012 46)	578 34	2 76%
MFS INTL VALUE-I 55273E-82-2 MINI X	35 72	599 571	21,416 68	15,281 46	6,135 22	319 57	1 49%
OAKMARK INTERNATIONAL-I 413838-20-2 OAKI X	21 36	933 280	19,934 86	22,996 03	(3,061 17)	462 90	2 32%
Total EAFE Equity			\$110,597.21	\$105,177 42	\$5,419.79	\$2,746.45	2 48%
European Large Cap Equity							
VANGUARD FTSE EUROPE ETF 922042-87-4 VGK	49 88	141 000	7 033 08	7,748 69	(715 61)	228 70	3 25%
Japanese Large Cap Equity							
BROWN ADV JAPAN ALPHA OPP-IS 115233-57-9 BAFJ X	10 88	1,209 887	13,163 57	13,235 00	(71 43)	1,148 18	8 72%

J.P.Morgan

Page 7 of 34

001744 2258 of 4267 NSPOCR16 XL NYNEXNN

00547388031017642258
NSP4073068801000032358



F B PARRIOTT TRUST ACCT. R75594003
For the Period 1/1/15 to 12/31/15

	Price	Quantity	Value	Adjusted Tax Cost Original Cost	Unrealized Gain/Loss	Est. Annual Inc Accrued Div	Yield
Asia ex-Japan Equity							
COLUMBIA ASIA PAX X-JPN-R5 19763P-57-2 TAPR X	9.67	1,713.697	16,571.45	20,885.82	(4,314.37)	5,010.85	30.24%
Global Equity							
JPM GLBL RES ENH INDEX FD - SEL FUND 3457 46637K-51-3 JEIT X	17.84	2,360.922	42,118.85	38,261.80	3,857.05	812.15	1.93%



F B PARRIOTT TRUST ACCT. R75594003
For the Period 1/1/15 to 12/31/15

Alternative Assets Summary

Asset Categories	Beginning Estimated Value	Ending Estimated Value	Change In Value	Current Allocation
Hedge Funds	78,985.60	79,097.20	111.60	11%
Hard Assets	20,494.54	0.00	(20,494.54)	
Total Value	\$99,480.14	\$79,097.20	(\$20,382.94)	11%

Alternative Assets Detail

	Price	Quantity	Estimated Value	Cost
Hedge Funds				
EQUINOX CAMPBELL STRATEGY-I 29446A-81-9 EBSI X	11.00	2,002.240	22,024.64	21,695.85
GATEWAY FD-Y 367829-88-4 GTEY X	29.71	499.379	14,836.55	14,286.24
NEUBERGER BERMAN LONG SH-INS 64128R-60-8 NLSI X	12.46	1,743.786	21,727.57	22,425.09
PIMCO UNCONSTRAINED BOND-P 72201M-45-3 PUCP X	10.31	1,989.179	20,508.44	22,327.02
Total Hedge Funds			\$79,097.20	\$80,734.20

J.P.Morgan

Page 9 of 34

001744 2359 of 4267 RESPONSE XL REPORT



0054073800210744239
00640738002100052259



F B PARRIOTT TRUST ACCT R75594003
For the Period 1/1/15 to 12/31/15

Cash & Fixed Income Summary

Asset Categories	Beginning Market Value	Ending Market Value	Change in Value	Current Allocation
Cash	37,979.55	61,666.71	23,687.16	9%
US Fixed Income	34,096.48	130,634.97	96,538.49	18%
Global Fixed Income	0.00	28,588.15	28,588.15	4%
Total Value	\$72,076.03	\$220,889.83	\$148,813.80	31%

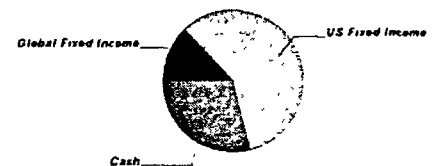
Market Value/Cost	Current Period Value
Market Value	220,889.83
Tax Cost	224,833.93
Unrealized Gain/Loss	(3,944.10)
Estimated Annual Income	4,631.76
Yield	2.09%

SUMMARY BY MATURITY

Cash & Fixed Income	Market Value	% of Bond Portfolio
0-6 months ¹	220,889.83	100%

¹ The years indicate the number of years until the bond is scheduled to mature based on the statement end date. Some bonds may be called, or paid in full, before their stated maturity.

Asset Categories



Cash & Fixed Income as a percentage of your portfolio - 31%

SUMMARY BY TYPE

Cash & Fixed Income	Market Value	% of Bond Portfolio
Cash	61,666.71	27%
Mutual Funds	144,147.16	67%
Other	15,075.96	6%
Total Value	\$220,889.83	100%

J.P.Morgan



FB PARRIOTT TRUST ACCT. R75594003
For the Period 1/1/15 to 12/31/15

Note ¹ This is the Annual Percentage Yield (APY) which is the rate earned if balances remain on deposit for a full year with compounding, there is no change in the interest rate and all interest is left in the account

Cash & Fixed Income Detail

	Price	Quantity	Value	Adjusted Tax Cost Original Cost	Unrealized Gain/Loss	Est. Annual Income Accrued Interest	Yield
Cash							
US DOLLAR PRINCIPAL	1 00	61,666 71	61,666 71	61,666 71		18 50	0 03 % ¹
US Fixed Income							
DODGE & COX INCOME FD 256210-10-5	13 29	1,098 46	14,598 55	14,950 06	(351 51)	442 67	3 03 %
JPM CORE BD FD - SEL FUND 3720 4812C0-38-1	11 54	4,456 67	51,429 99	52,162 44	(732 45)	1,203.30	2 34 %
JPM HIGH YIELD FD - SEL FUND 3580 4812C0-80-3	6 84	2,031 26	13,893 80	14,950 06	(1,056 26)	857.19	6 17 %
JPM SHORT DURATION BD FD - SEL FUND 3133 4812C1-33-0	10 81	2,059 24	22,260 35	22,425 09	(164 74)	201 80	0 91 %
JPM TAX AWARE R/R FD - INSTL FUND 993 4812A2-53-8	9 58	1,573 69	15,075 96	14,950 06	125 90	450 07	2 99 %
DOUBLELINE TOTL RET BND-I 258620-10-3	10 78	1,240.85	13,376 32	13,801 00	(424 68)	555 89	4.16 %
Total US Fixed Income			\$130,634.97	\$133,238.71	(\$2,603.74)	\$3,710.92	2.84 %

J.P.Morgan

Page 11 of 34

001744 2260 of 4247 REPORTS XL REPORTING



00510186801017442360
60407106801009032366



F B PARRIOTT TRUST ACCT. R75594003
For the Period 1/1/15 to 12/31/15

	Price	Quantity	Value	Adjusted Tax Cost Original Cost	Unrealized Gain/Loss	Est Annual Income Accrued Interest	Yield
Global Fixed Income							
JOHN HANCOCK II-STR INC-I 47804A-13-0	10.36	2,759.47	28,588.15	29,928.51	(1,340.36)	902.34	3.16%



F B PARRIOTT TRUST ACCT. R75594003
For the Period 1/1/15 to 12/31/15

Portfolio Activity Summary

Transactions	PRINCIPAL		INCOME	
	Current Period Value	Year-To-Date Value*	Current Period Value	Year-To-Date Value*
Beginning Cash Balance	37,979.55	--	13,328.96	--
INFLOWS				
Income			19,804.68	19,804.68
Total Inflows	\$0.00	\$0.00	\$19,804.68	\$19,804.68
OUTFLOWS **				
Withdrawals	(30,000.00)	(30,000.00)		
Fees & Commissions	(4,152.86)	(4,152.86)	(4,152.90)	(4,152.90)
Tax Payments			(1,343.00)	(1,343.00)
Miscellaneous Debits	14,300.00	14,300.00	(14,300.00)	(14,300.00)
Total Outflows	(\$19,852.86)	(\$19,852.86)	(\$19,795.90)	(\$19,795.90)
TRADE ACTIVITY				
Settled Sales/Maturities/Redemptions	334,351.07	334,351.07		
Settled Securities Purchased	(290,811.05)	(290,811.05)		
Total Trade Activity	\$43,540.02	\$43,540.02	\$0.00	\$0.00
Ending Cash Balance	\$61,666.71	--	\$13,337.74	--

Cost Adjustments	Current Period Value	Year-To-Date Value*
Cost Adjustments	(6.35)	(6.35)
Total Cost Adjustments	(\$6.35)	(\$6.35)

J.P.Morgan

Page 13 of 34

001744 2261 of 4267 RESPONSE TO INQUIRY



003407188921077442361
006407188921077442361



F B PARRIOTT TRUST ACCT R75594003
For the Period 1/1/15 to 12/31/15

Portfolio Activity Summary

* Year to date information is calculated on a calendar year basis
** Your account's standing instructions use a HIGH COST method for relieving assets from your position

Portfolio Activity Detail

INFLOWS & OUTFLOWS

Settle Date	Type Selection Method	Description	Quantity Cost	Per Unit Amount	PRINCIPAL Amount	INCOME Amount
1/2	Interest Income	DEPOSIT SWEEP INTEREST FOR 12/01/14 - 12/31/14 @ 03% RATE ON AVG COLLECTED BALANCE OF \$38,906.58 AS OF 01/01/15				1.06
1/2	Div Domestic	HARTFORD CAPITAL APPREC-I 12/30/14 INCOME DIVIDEND @ 0.254 PER SHARE AS OF 12/30/14 (ID 416649-30-9)	825.009	0.254		209.17
1/5	Div Domestic	DOUBLELINE TOTAL RET BD-I 12/31/14 INCOME DIVIDEND @ 0.044 PER SHARE AS OF 12/31/14 (ID 258620-10-3)	1,240.846	0.044		54.29
1/5	Div Domestic	PIMCO UNCONSTRAINED BOND-P 12/31/14 INCOME DIVIDEND @ 0.025 PER SHARE AS OF 12/31/14 (ID 72201M-45-3)	2,158.110	0.025		53.44
1/16	Fees & Commissions	JPMORGAN CHASE TRUST FEE FOR THE PERIOD 12-17-2014 TO 01-16-2015 ON ADJUSTED MV \$724,144.17 INC \$349.14 PRINC \$349.14				(349.14)
1/16	Fees & Commissions	JPMORGAN CHASE TRUST FEE FOR THE PERIOD 12-17-2014 TO 01-16-2015 ON ADJUSTED MV \$724,144.17 INC \$349.14 PRINC \$349.14			(349.14)	
1/30	Div Domestic	SPDR S&P 500 ETF TRUST @ 1.13492 PER SHARE (ID 78462F-10-3)	764.000	1.135		867.08

J.P.Morgan



FB PARRIOTT TRUST ACCT. R75594003
For the Period 1/1/15 to 12/31/15


INFLOWS & OUTFLOWS

Settle Date	Type Selection Method	Description	Quantity Cost	Per Unit Amount	PRINCIPAL Amount	INCOME Amount
1/30	Div Domestic	JPM SHORT DURATION BD FD - SEL FUND 3133 @ 0 008 PER SHARE (ID 4812C1-33-0)	1,886 225	0 008		15 09
2/2	Interest Income	DEPOSIT SWEEP INTEREST FOR 01/01/15 - 01/31/15 @ .03% RATE ON AVG COLLECTED BALANCE OF \$51 690 14 AS OF 02/01/15				1 26
2/3	Div Domestic	DOUBLELINE TOTAL RET BD-I 01/30/15 INCOME DIVIDEND @ 0 036 PER SHARE AS OF 01/30/15 (ID 258620-10-3)	1,240 846	0 036		44 97
2/3	Div Domestic	PIMCO UNCONSTRAINED BOND-P 01/30/15 INCOME DIVIDEND @ 0 013 PER SHARE AS OF 01/30/15 (ID 72201M-45-3)	2,158 110	0 013		28 68
2/17	Fees & Commissions	JPMORGAN CHASE TRUST FEE FOR THE PERIOD 01-17-2015 TO 02-16-2015 ON ADJUSTED MV \$711,378 98 INC \$344 09 PRINC \$344 09				(344 09)
2/17	Fees & Commissions	JPMORGAN CHASE TRUST FEE FOR THE PERIOD 01-17-2015 TO 02-16-2015 ON ADJUSTED MV \$711,378 98 INC \$344 09 PRINC \$344 09			(344 09)	
2/26	Div Domestic	JPM SHORT DURATION BD FD - SEL FUND 3133 @ 0 007 PER SHARE (ID 4812C1-33-0)	1,886 225	0 007		13 20
3/2	Interest Income	DEPOSIT SWEEP INTEREST FOR 02/01/15 - 02/28/15 @ .03% RATE ON AVG COLLECTED BALANCE OF \$58,836 10 AS OF 03/01/15				1 42
3/3	Div Domestic	DOUBLELINE TOTAL RET BD-I 02/27/15 INCOME DIVIDEND @ 0 033 PER SHARE AS OF 02/27/15 (ID 258620-10-3)	1,240 846	0 033		40 60
3/3	Div Domestic	PIMCO UNCONSTRAINED BOND-P 02/27/15 INCOME DIVIDEND @ 0 008 PER SHARE AS OF 02/27/15 (ID: 72201M-45-3)	2,158 110	0 008		16 78

J.P.Morgan

Page 16 of 34

001744 2262 oE 4267 NSP03M6 XL M000000



005407388031017442262
09649738800108002262



FB PARRIOTT TRUST ACCT. R75594003
For the Period 1/1/15 to 12/31/15

INFLOWS & OUTFLOWS

Settle Date	Type Selection Method	Description	Quantity Cost	Per Unit Amount	PRINCIPAL Amount	INCOME Amount
3/16	Fees & Commissions	JPMORGAN CHASE TRUST FEE FOR THE PERIOD 02-17-2015 TO 03-16-2015 ON ADJUSTED MV \$743,406 61 INC \$356 77 PRINC \$356 76				(356 77)
3/16	Fees & Commissions	JPMORGAN CHASE TRUST FEE FOR THE PERIOD 02-17-2015 TO 03-16-2015 ON ADJUSTED MV \$743,406 61 INC \$356 77 PRINC \$356 76			(356 76)	
3/30	Div Domestic	JPM US EQ FD - INSTL FUND 1382 @ 0 03237 PER SHARE (ID 4812A1-14-2)	2,079 470	0 032		67.31
3/30	Div Domestic	JPM SHORT DURATION BD FD - SEL FUND 3133 @ 0 006 PER SHARE (ID 4812C1-33-0)	1,885 225	0 006		11.32
3/30	Div Domestic	JPM MKT EXP ENH INDEX FD - SEL FUND 3708 @ 0 02837 PER SHARE (ID 4812C1-63-7)	1,177.745	0 028		33 41
3/31	Div Domestic	ISHARES CORE S&P MID-CAP ETF @ 0 481275 PER SHARE (ID 464287-50-7)	111 000	0 481		53 42
4/1	Interest Income	DEPOSIT SWEEP INTEREST FOR 03/01/15 - 03/31/15 @ 03% RATE ON AVG COLLECTED BALANCE OF \$57,394 43 AS OF 04/01/15				1.55
4/1	Div Domestic	GATEWAY FUND-Y 03/31/15 INCOME DIVIDEND @ 0 121 PER SHARE AS OF 03/31/15 (ID 367829-88-4)	513 062	0 121		62 08
4/2	Div Domestic	DOUBLELINE TOTAL RET BD-I 03/31/15 INCOME DIVIDEND @ 0 039 PER SHARE AS OF 03/31/15 (ID. 258620-10-3)	1,240 846	0 039		48 03
4/2	Div Domestic	PIMCO UNCONSTRAINED BOND-P 03/31/15 INCOME DIVIDEND @ 0 009 PER SHARE AS OF 03/31/15 (ID 72201M-45-3)	2,158 110	0 009		19 26
4/16	Fees & Commissions	JPMORGAN CHASE TRUST FEE FOR THE PERIOD 03-17-2015 TO 04-16-2015 ON ADJUSTED MV \$734,008 34 INC \$353 05 PRINC \$353 04				(353 05)

J.P.Morgan

Page 16 of 34



FB PARRIOTT TRUST ACCT R75594003
For the Period 1/1/15 to 12/31/15

INFLOWS & OUTFLOWS

Settle Date	Type Selection Method	Description	Quantity Cost	Per Unit Amount	PRINCIPAL Amount	INCOME Amount
4/16	Fees & Commissions	JPMORGAN CHASE TRUST FEE FOR THE PERIOD 03-17-2015 TO 04-16-2015 ON ADJUSTED MV \$734,008 34 INC \$353 05 PRINC \$353 04			(353 04)	
4/29	Div Domestic	JPM SHORT DURATION BD FD - SEL FUND 3133 @ 0 009 PER SHARE (ID 4812C1-33-0)	1,886 225	0 009		16 98
4/30	Div Domestic	SPDR S&P 500 ETF TRUST @ 0 93081 PER SHARE (ID 78462F-10-3)	830 000	0 931		772 57
5/1	Interest Income	DEPOSIT SWEEP INTEREST FOR 04/01/15 - 04/30/15 @ 03% RATE ON AVG COLLECTED BALANCE OF \$58,945 27 AS OF 05/01/15				1 50
5/4	Div Domestic	DOUBLELINE TOTAL RET BD-I 04/30/15 INCOME DIVIDEND @ 0 037 PER SHARE AS OF 04/30/15 (ID 258620-10-3)	1,240 846	0 037		46 18
5/4	Div Domestic	PIMCO UNCONSTRAINED BOND-P 04/30/15 INCOME DIVIDEND @ 0 023 PER SHARE AS OF 04/30/15 (ID 72201M-45-3)	2,158 110	0 021		45 38
5/7	Federal Excise Tax	INTERNAL TRANSFER OF FUNDS 2014 990PF TAX DUE EFTPS 73-6089890				(143 00)
5/7	EstFed Excise Tax	INTERNAL TRANSFER OF FUNDS 2015 99PF 1ST QTR EST EFTPS 73-6089890				(1,200 00)
5/18	Fees & Commissions	JPMORGAN CHASE TRUST FEE FOR THE PERIOD 04-17-2015 TO 05-16-2015 ON ADJUSTED MV \$746,034 53 INC \$357 81 PRINC \$357 80			(357 81)	
5/18	Fees & Commissions	JPMORGAN CHASE TRUST FEE FOR THE PERIOD 04-17-2015 TO 05-16-2015 ON ADJUSTED MV \$746,034 53 INC \$357 81 PRINC \$357 80			(357 80)	
5/28	Div Domestic	JPM SHORT DURATION BD FD - SEL FUND 3133 @ 0 007 PER SHARE (ID: 4812C1-33-0)	1,886 225	0 007		13 20

J.P.Morgan

Page 17 of 34

001744 2263 of 4267 RESPONSE XL HY973000



0054778003101742831
00647780031000032283



F B PARRIOTT TRUST ACCT. R75594003
For the Period 1/1/15 to 12/31/15

INFLOWS & OUTFLOWS

Settle Date	Type Selection Method	Description	Quantity Cost	Per Unit Amount	PRINCIPAL Amount	INCOME Amount
6/1	Interest Income	DEPOSIT SWEEP INTEREST FOR 05/01/15 - 05/31/15 @ 03% RATE ON AVG COLLECTED BALANCE OF \$58,110.13 AS OF 06/01/15				1.55
6/2	Div Domestic	DOUBLELINE TOTAL RET BD-I 05/29/15 INCOME DIVIDEND @ 0.039 PER SHARE AS OF 05/29/15 (ID: 258620-10-3)	1,240.846	0.039		48.30
6/2	Div Domestic	PIMCO UNCONSTRAINED BOND-P 05/29/15 INCOME DIVIDEND @ 0.027 PER SHARE AS OF 05/29/15 (ID: 72201M-45-3)	2,158.110	0.027		58.01
6/16	Fees & Commissions	JPMORGAN CHASE TRUST FEE FOR THE PERIOD 05-17-2015 TO 06-16-2015 ON ADJUSTED MV \$750,237.81 INC \$359.47 PRINC \$359.47				(359.47)
6/16	Fees & Commissions	JPMORGAN CHASE TRUST FEE FOR THE PERIOD 05-17-2015 TO 06-16-2015 ON ADJUSTED MV \$750,237.81 INC \$359.47 PRINC \$359.47			(359.47)	
6/22	Div Domestic	PIMCO COMMODITYPL STRAT-P 06/18/15 INCOME DIVIDEND @ 0.036 PER SHARE AS OF 06/18/15 (ID: 72201P-16-7)	2,139.338	0.037		78.09
6/29	Div Domestic	JPM US EQ FD - INSTL FUND 1382 @ 0.04057 PER SHARE (ID: 4812A1-14-2)	2,079.470	0.041		84.36
6/29	Div Domestic	JPM SHORT DURATION BD FD - SEL FUND 3133 @ 0.009 PER SHARE (ID: 4812C1-33-0)	1,886.225	0.009		16.98
6/29	Div Domestic	JPM MKT EXP ENH INDEX FD - SEL FUND 3708 @ 0.03016 PER SHARE (ID: 4812C1-63-7)	1,177.745	0.03		35.52
6/29	Div Domestic	GATEWAY FUND-Y 06/26/15 INCOME DIVIDEND @ 0.297 PER SHARE AS OF 06/26/15 (ID: 367829-88-4)	513.062	0.297		152.33
6/30	Div Domestic	DEUTSCHE XTRAC MSCI EAFE HEDGE FD @ 0.78162 PER SHARE (ID: 233051-20-0)	517.000	0.782		404.10

J.P.Morgan

Page 18 of 34



Settle Date	Type Selection Method	Description	Quantity Cost	Per Unit Amount	PRINCIPAL Amount	INCOME Amount
6/30	Div Domestic	ISHARES CORE S&P MID-CAP ETF @ 0 473273 PER SHARE (ID: 464287-50-7)	111 000	0 473		52 53
7/1	Interest Income	DEPOSIT SWEEP INTEREST FOR 06/01/15 - 06/30/15 @ .03% RATE ON AVG COLLECTED BALANCE OF \$57,195 82 AS OF 07/01/15				1 49
7/1	Div Domestic	ISHARES MSCI EAFE INDEX FUND @ 1 111288 PER SHARE (ID: 464287-46-5)	599 000	1.111		665 66
7/2	Div Domestic	DOUBLELINE TOTAL RET BD-I 06/30/15 INCOME DIVIDEND @ 0 038 PER SHARE AS OF 06/30/15 (ID: 258620-10-3)	1,240 846	0 038		47 11
7/2	Div Domestic	PIMCO UNCONSTRAINED BOND-P 06/30/15 INCOME DIVIDEND @ 0 027 PER SHARE AS OF 06/30/15 (ID: 72201M-45-3)	2,158.110	0 027		57 29
7/16	Fees & Commissions	JPMORGAN CHASE TRUST FEE FOR THE PERIOD 06-17-2015 TO 07-16-2015 ON ADJUSTED MV \$733,721 92 INC \$352.93 PRINC \$352 93				(352 93)
7/16	Fees & Commissions	JPMORGAN CHASE TRUST FEE FOR THE PERIOD 06-17-2015 TO 07-16-2015 ON ADJUSTED MV \$733,721 92 INC \$352.93 PRINC \$352 93			(352 93)	
7/29	Pmt to Beneficiary	TRANSFERRED BY WIRE TO 1ST UNITED METHODIST CHURCH PTA DISTRIBUTION FOR PURPOSE OF ORGAN REPAIR/MAINTENANCE			(30,000 00)	
7/30	Div Domestic	JPM CORE BD FD - SEL FUND 3720 @ 0.022 PER SHARE (ID: 4812C0-38-1)	2,034 592	0.022		44 76
7/31	Div Domestic	SPDR S&P 500 ETF TRUST @ 1.03007 PER SHARE (ID 78462F-10-3)	830 000	1 03		854 96
8/3	Interest Income	DEPOSIT SWEEP INTEREST FOR 07/01/15 - 07/31/15 @ .03% RATE ON AVG COLLECTED BALANCE OF \$54,485 33 AS OF 08/01/15				1 40

Page 19 of 34



FB PARRIOTT TRUST ACCT. R75594003
For the Period 1/1/15 to 12/31/15

INFLOWS & OUTFLOWS

Settle Date	Type Selection Method	Description	Quantity Cost	Per Unit Amount	PRINCIPAL Amount	INCOME Amount
8/4	Div Domestic	DOUBLELINE TOTAL RET BD-I 07/31/15 INCOME DIVIDEND @ 0 040 PER SHARE AS OF 07/31/15 (ID: 258620-10-3)	1,240 846	0 04		49.02
8/4	Div Domestic	JOHN HANCOCK FDS II STR INCM OPP I 07/31/15 INCOME DIVIDEND @ 0 002 PER SHARE AS OF 07/31/15 (ID 47804A-13-0)	1,420 055	0 002		2 44
8/4	Div Domestic	PIMCO UNCONSTRAINED BOND-P 07/31/15 INCOME DIVIDEND @ 0 042 PER SHARE AS OF 07/31/15 (ID 72201M-45-3)	1,384 867	0 062		85 58
8/12	Misc Debit	INTERNAL TRANSFER OF FUNDS TRF OF FUNDS TO COVER PTA 7/29/15				(14,300 00)
8/12	Misc Debit	TRANSFER FROM TRUST A/C TO TRUST A/C			14,300 00	
8/17	Fees & Commissions	JPMORGAN CHASE TRUST FEE FOR THE PERIOD 07-17-2015 TO 08-16-2015 ON ADJUSTED MV \$731,185 96 INC \$351 93 PRINC \$351 93				(351 93)
8/17	Fees & Commissions	JPMORGAN CHASE TRUST FEE FOR THE PERIOD 07-17-2015 TO 08-16-2015 ON ADJUSTED MV \$731,185 96 INC \$351 93 PRINC \$351 93			(351 93)	
8/28	Tax-Exempt Income	JPM TAX AWARE R/R FD - INSTL FUND 993 @ 0 023 PER SHARE (ID: 4812A2-53-8)	1,573.691	0 023		36 19
8/28	Div Domestic	JPM CORE BD FD - SEL FUND 3720 @ 0 023 PER SHARE (ID 4812C0-38-1)	4,456 672	0 023		102 50
8/28	Div Domestic	JPM HIGH YIELD FD - SEL FUND 3580 @ 0 037 PER SHARE (ID 4812C0-80-3)	2,031 258	0 037		75 16
8/28	Div Domestic	JPM SHORT DURATION BD FD - SEL FUND 3133 @ 0 009 PER SHARE (ID 4812C1-33-0)	2,059 237	0 009		18 53

J.P.Morgan



F B PARRIOTT TRUST ACCT. R75594003
For the Period 1/1/15 to 12/31/15

INFLOWS & OUTFLOWS

Settle Date	Type Selection Method	Description	Quantity Cost	Per Unit Amount	PRINCIPAL Amount	INCOME Amount
9/1	Interest Income	DEPOSIT SWEEP INTEREST FOR 08/01/15 - 08/31/15 @ .03% RATE ON AVG COLLECTED BALANCE OF \$31,614 09 AS OF 09/01/15				0 86
9/2	Div Domestic	DOUBLELINE TOTAL RET BD-1 08/31/15 INCOME DIVIDEND @ 0 036 PER SHARE AS OF 08/31/15 (ID 258620-10-3)	1,240 846	0 036		45.05
9/2	Div Domestic	JOHN HANCOCK FDS II STR INCM OPP I 08/31/15 INCOME DIVIDEND @ 0 016 PER SHARE AS OF 08/31/15 (ID 47804A-13-0)	2,759 474	0 017		48 13
9/2	Div Domestic	PIMCO UNCONSTRAINED BOND-P 08/31/15 INCOME DIVIDEND @ 0 041 PER SHARE AS OF 08/31/15 (ID 72201M-45-3)	1,989 179	0 022		42.77
9/16	Fees & Commissions	JPMORGAN CHASE TRUST FEE FOR THE PERIOD 08-17-2015 TO 09-16-2015 ON ADJUSTED MV \$692,347 86 INC \$336 56 PRINC \$336 55				(336 56)
9/16	Fees & Commissions	JPMORGAN CHASE TRUST FEE FOR THE PERIOD 08-17-2015 TO 09-16-2015 ON ADJUSTED MV \$692,347.86 INC \$336 56 PRINC \$336 55			(336 55)	
9/21	Div Domestic	PIMCO COMMODITYPL STRAT-P 09/17/15 INCOME DIVIDEND @ 0 056 PER SHARE AS OF 09/17/15 (ID 72201P-16-7)	2,139 338	0 056		119 27
9/29	Div Domestic	JPM US EQ FD - INSTL FUND 1382 @ 0 03596 PER SHARE (ID 4812A1-14-2)	1,491 843	0 036		53.65
9/29	Tax-Exempt Income	JPM TAX AWARE R/R FD - INSTL FUND 993 @ 0 025 PER SHARE (ID 4812A2-53-8)	1,573 691	0 025		39 34
9/29	Div Domestic	JPM CORE BD FD - SEL FUND 3720 @ 0 023 PER SHARE (ID 4812C0-38-1)	4,456.672	0 023		102 50
9/29	Div Domestic	JPM HIGH YIELD FD - SEL FUND 3580 @ 0 034 PER SHARE (ID: 4812C0-80-3)	2,031.258	0 034		69.06

J.P.Morgan

Page 21 of 34



F B PARRIOTT TRUST ACCT. R75594003
For the Period 1/1/15 to 12/31/15

INFLOWS & OUTFLOWS

Settle Date	Type Selection Method	Description	Quantity Cost	Per Unit Amount	PRINCIPAL Amount	INCOME Amount
9/29	Div Domestic	JPM SHORT DURATION BD FD - SEL FUND 3133 @ 0 009 PER SHARE (ID 4812C1-33-0)	2,059 237	0 009		18 53
9/29	Div Domestic	JPM MKT EXP ENH INDEX FD - SEL FUND 3708 @ 0 02676 PER SHARE (ID 4812C1-63-7)	1,177.745	0 027		31 52
9/29	Div Domestic	DODGE & COX INCOME FUND 09/28/15 INCOME DIVIDEND @ 0 100 PER SHARE AS OF 09/28/15 (ID. 256210-10-5)	1,098 461	0 10		109 85
10/1	Interest Income	DEPOSIT SWEEP INTEREST FOR 09/01/15 - 09/30/15 @ 03% RATE ON AVG COLLECTED BALANCE OF \$39,968 27 AS OF 10/01/15				1 04
10/1	Div Domestic	ISHARES CORE S&P MID-CAP ETF @ 0 529326 PER SHARE (ID 464287-50-7)	201.000	0 529		106 39
10/1	Div Domestic	VANGUARD FTSE EUROPE ETF @ 0 225 PER SHARE (ID. 922042-87-4)	141 000	0 225		31.73
10/1	Div Domestic	GATEWAY FUND-Y 09/30/15 INCOME DIVIDEND @ 0 118 PER SHARE AS OF 09/30/15 (ID 367829-88-4)	499 379	0 118		58 73
10/2	Div Domestic	DOUBLELINE TOTAL RET BD-I 09/30/15 INCOME DIVIDEND @ 0 037 PER SHARE AS OF 09/30/15 (ID 258620-10-3)	1,240 846	0 037		45 43
10/2	Div Domestic	JOHN HANCOCK FDS II STR INCM OPP I 09/30/15 INCOME DIVIDEND @ 0 026 PER SHARE AS OF 09/30/15 (ID 47804A-13-0)	2,759 474	0 026		71 64
10/2	Div Domestic	PIMCO UNCONSTRAINED BOND-P 09/30/15 INCOME DIVIDEND @ 0 027 PER SHARE AS OF 09/30/15 (ID 72201M-45-3)	1,989.179	0 027		54 04
10/16	Fees & Commissions	JPMORGAN CHASE TRUST FEE FOR THE PERIOD 09-17-2015 TO 10-16-2015 ON ADJUSTED MV \$659 388 56 INC \$323 51 PRINC \$323 51				(323 51)

J.P.Morgan



F B PARRIOTT TRUST ACCT. R75594003
For the Period 1/1/15 to 12/31/15


INFLOWS & OUTFLOWS

Settle Date	Type Selection Method	Description	Quantity Cost	Per Unit Amount	PRINCIPAL Amount	INCOME Amount
10/16	Fees & Commissions	JPMORGAN CHASE TRUST FEE FOR THE PERIOD 09-17-2015 TO 10-16-2015 ON ADJUSTED MV \$659,388 56 INC \$323 51 PRINC \$323 51			(323 51)	
10/29	Tax-Exempt Income	JPM TAX AWARE R/R FD - INSTL FUND 993 @ 0 026 PER SHARE (ID 4812A2-53-8)	1,573 691	0 026		40 92
10/29	Div Domestic	JPM CORE BD FD - SEL FUND 3720 @ 0 027 PER SHARE (ID 4812C0-38-1)	4,456 672	0 027		120 33
10/29	Div Domestic	JPM HIGH YIELD FD - SEL FUND 3580 @ 0 036 PER SHARE (ID 4812C0-80-3)	2,031 258	0 036		73 13
10/29	Div Domestic	JPM SHORT DURATION BD FD - SEL FUND 3133 @ 0 009 PER SHARE (ID 4812C1-33-0)	2,059,237	0 009		18 53
10/30	Div Domestic	SPDR S&P 500 ETF TRUST @ 1 03343 PER SHARE (ID 78462F-10-3)	574 000	1 033		593 19
11/2	Interest Income	DEPOSIT SWEEP INTEREST FOR 10/01/15 - 10/31/15 @ .03% RATE ON AVG COLLECTED BALANCE OF \$43,929 76 AS OF 11/01/15				1 24
11/3	Div Domestic	DOUBLELINE TOTAL RET BD-I 10/30/15 INCOME DIVIDEND @ 0 036 PER SHARE AS OF 10/30/15 (ID 258620-10-3)	1,240 846	0 036		45 13
11/3	Div Domestic	JOHN HANCOCK FDS II STR INCM OPP I 10/30/15 INCOME DIVIDEND @ 0 026 PER SHARE AS OF 10/30/15 (ID 47804A-13-0)	2,759 474	0 026		72 08
11/3	Div Domestic	PIMCO UNCONSTRAINED BOND-P 10/30/15 INCOME DIVIDEND @ 0 028 PER SHARE AS OF 10/30/15 (ID: 72201M-45-3)	1,989,179	0 028		54 78
11/16	Fees & Commissions	JPMORGAN CHASE TRUST FEE FOR THE PERIOD 10-17-2015 TO 11-16-2015 ON ADJUSTED MV \$691,654 92 INC \$336 28 PRINC \$336 28				(336 28)

J.P.Morgan

Page 23 of 34

001744 2266 of 4267 MSP00006 X1 MYN7020W



003407388031017442266
06607364800180003266



FB PARRIOTT TRUST ACCT, R75594003
For the Period 1/1/15 to 12/31/15

INFLOWS & OUTFLOWS

Settle Date	Type Selection Method	Description	Quantity Cost	Per Unit Amount	PRINCIPAL Amount	INCOME Amount
11/16	Fees & Commissions	JPMORGAN CHASE TRUST FEE FOR THE PERIOD 10-17-2015 TO 11-16-2015 ON ADJUSTED MV \$691,654 92 INC \$336 28 PRINC \$336 28			(336 28)	
11/27	Tax-Exempt Income	JPM TAX AWARE R/R FD - INSTL FUND 993 @ 0 023 PER SHARE (ID. 4812A2-53-8)	1,573 691	0 023		36 19
11/27	Div Domestic	JPM CORE BD FD - SEL FUND 3720 @ 0 024 PER SHARE (ID. 4812C0-38-1)	4,456 672	0 024		106 96
11/27	Div Domestic	JPM HIGH YIELD FD - SEL FUND 3580 @ 0 036 PER SHARE (ID 4812C0-80-3)	2,031 258	0 036		73 13
11/27	Div Domestic	JPM SHORT DURATION BD FD - SEL FUND 3133 @ 0 007 PER SHARE (ID 4812C1-33-0)	2,059 237	0 007		14 41
12/1	Interest Income	DEPOSIT SWEEP INTEREST FOR 11/01/15 - 11/30/15 @ 03% RATE ON AVG COLLECTED BALANCE OF \$45,948 29 AS OF 12/01/15				1 24
12/2	Div Domestic	DOUBLELINE TOTL RET BND-I 11/30/15 INCOME DIVIDEND @ 0 034 PER SHARE AS OF 11/30/15 (ID 258620-10-3)	1,240 846	0 034		42 35
12/2	Div Domestic	JOHN HANCOCK II-STR INC-I 11/30/15 INCOME DIVIDEND @ 0 026 PER SHARE AS OF 11/30/15 (ID 47804A-13-0)	2,759 474	0 026		72 05
12/2	Div Domestic	PIMCO UNCONSTRAINED BOND-P 11/30/15 INCOME DIVIDEND @ 0 027 PER SHARE AS OF 11/30/15 (ID 72201M-45-3)	1,989 179	0 027		53 89
12/14	STCapitalGain Dist	JPM US EQ FD - INSTL FUND 1382 SHORT TERM CAPITAL GAINS @ 0 09304 (ID 4812A1-14-2)	1,491 843	0 093		138 80
12/14	STCapitalGain Dist	JPM CORE BD FD - SEL FUND 3720 SHORT TERM CAPITAL GAINS @ 0 00131 (ID 4812C0-38-1)	4,456 672	0 001		5 84

J.P.Morgan

Page 24 of 34



F B PARRIOTT TRUST ACCT. R75594003
For the Period 1/1/15 to 12/31/15

INFLOWS & OUTFLOWS

Settle Date	Type Selection Method	Description	Quantity Cost	Per Unit Amount	PRINCIPAL Amount	INCOME Amount
12/14	STCapitalGain Dist	JPM SHORT DURATION BD FD - SEL FUND 3133 SHORT TERM CAPITAL GAINS @ 0 0002 (ID: 4812C1-33-0)	2,059 237			0 41
12/14	STCapitalGain Dist	JPM MKT EXP ENH INDEX FD - SEL FUND 3708 SHORT TERM CAPITAL GAINS @ 0 00509 (ID: 4812C1-63-7)	1,177.745	0 005		5 99
12/15	STCapitalGain Dist	HARTFORD CAPITAL APPREC-I 12/14/15 SHORT TERM CAPITAL GAINS @ 0 541 PER SHARE AS OF 12/14/15 (ID: 416649-30-9)	575 362	0 541		311 05
12/16	Fees & Commissions	JPMORGAN CHASE TRUST FEE FOR THE PERIOD 11-17-2015 TO 12-16-2015 ON ADJUSTED MV \$679,220 94 INC \$331 36 PRINC \$331 36				(331 36)
12/16	Fees & Commissions	JPMORGAN CHASE TRUST FEE FOR THE PERIOD 11-17-2015 TO 12-16-2015 ON ADJUSTED MV \$679,220 94 INC \$331 36 PRINC \$331 36			(331 36)	
12/17	STCapitalGain Dist	MFS INTL VALUE-I 12/15/15 SHORT TERM CAPITAL GAINS @ 0 294 PER SHARE AS OF 12/15/15 (ID: 55273E-82-2)	599 571	0 294		176 14
12/17	Div Domestic	MFS INTL VALUE-I 12/15/15 INCOME DIVIDEND @ 0 533 PER SHARE AS OF 12/15/15 (ID: 55273E-82-2)	599 571	0 533		319 72
12/21	STCapitalGain Dist	NEUBERGER BER MU/C OPP-INS 12/18/15 SHORT TERM CAPITAL GAINS @ 0 008 PER SHARE AS OF 12/18/15 (ID: 64122Q-30-9)	1,460 604	0 008		12 12
12/21	Div Domestic	OAKMARK INTERNATIONAL-I 12/18/15 INCOME DIVIDEND @ 0 496 PER SHARE AS OF 12/18/15 (ID: 413838-20-2)	933 280	0 496		463 28
12/21	Div Domestic	NEUBERGER BER MU/C OPP-INS 12/18/15 INCOME DIVIDEND @ 0 136 PER SHARE AS OF 12/18/15 (ID: 64122Q-30-9)	1,460 604	0 137		199 37
12/22	Div Domestic	JPM GLBL RES ENH INDEX FD - SEL FUND 3457 @ 0 34444 PER SHARE (ID: 46637K-51-3)	2,360 922	0 344		813 20

J.P.Morgan

Page 25 of 34

001744 2267 of 4267 HSP00006 XL 3/1/2016



00540718001017442267
00640730000100002267



FB PARRIOTT TRUST ACCT. R75594003
For the Period 1/1/15 to 12/31/15

INFLOWS & OUTFLOWS

Settle Date	Type Selection Method	Description	Quantity Cost	Per Unit Amount	PRINCIPAL Amount	INCOME Amount
12/22	Div Domestic	JPM US EQ FD - INSTL FUND 1382 @ 0 04557 PER SHARE (ID 4812A1-14-2)	1,491 843	0 046		67 98
12/22	Div Domestic	JPM MKT EXP ENH INDEX FD - SEL FUND 3708 @ 0 03676 PER SHARE (ID 4812C1-63-7)	1 177 745	0 037		43 29
12/22	Div Domestic	COLUMBIA ASIA PAX X-JPN-R5 12/18/15 INCOME DIVIDEND @ 2 234 PER SHARE AS OF 12/18/15 (ID 19763P-57-2)	1,713 697	2 924		5 010 88
12/23	STCapitalGain Dist	BROWN ADV JAPAN ALPHA OPP-IS 12/21/15 SHORT TERM CAPITAL GAINS @ 0 179 PER SHARE AS OF 12/21/15 (ID 115233-57-9)	1,209 887	0 179		216 21
12/23	Div Domestic	DODGE & COX INTL STOCK FD 12/22/15 INCOME DIVIDEND @ 0 840 PER SHARE AS OF 12/22/15 (ID 256205-10-3)	538 071	0 84		451 98
12/23	Div Domestic	DODGE & COX INCOME FD 12/22/15 INCOME DIVIDEND @ 0 113 PER SHARE AS OF 12/22/15 (ID 256210-10-5)	1,098 461	0 113		124 13
12/23	Div Domestic	GATEWAY FD-Y 12/22/15 INCOME DIVIDEND @ 0,084 PER SHARE AS OF 12/22/15 (ID 367829-88-4)	499 379	0 084		42 00
12/24	Div Domestic	EQUINOX CAMPBELL STRATEGY-I 12/23/15 INCOME DIVIDEND @ 0 230 PER SHARE AS OF 12/23/15 (ID 29446A-81-9)	2,002,240	0 23		461 32
12/28	STCapitalGain Dist	DEUTSCHE X-TRACKERS MSCI EAF SHORT TERM CAPITAL GAINS @ 0 0378 (ID 233051-20-0)	1,055 000	0 038		39 88
12/28	Div Domestic	DEUTSCHE X-TRACKERS MSCI EAF @ 0 10314 PER SHARE (ID 233051-20-0)	1,055 000	0 103		108 81
12/28	Div Domestic	ISHARES MSCI EAFE INDEX FUND @ 0 508359 PER SHARE (ID 454287-46-5)	357 000	0 508		181 48



FB PARRIOTT TRUST ACCT. R75594003
For the Period 1/1/15 to 12/31/15

INFLOWS & OUTFLOWS

Settle Date	Type Selection Method	Description	Quantity Cost	Per Unit Amount	PRINCIPAL Amount	INCOME Amount
12/28	Div Domestic	VANGUARD FTSE EUROPE ETF @ 0 202 PER SHARE (ID 922042-87-4)	141 000	0 202		28 48
12/28	STCapitalGain Dist	JOHN HANCOCK II-STR INC-I 12/24/15 SHORT TERM CAPITAL GAINS @ 0 100 PER SHARE AS OF 12/24/15 (ID 47804A-13-0)	2,759 474	0 10		276 97
12/28	Div Domestic	NEUBERGER BERMAN LONG SH-INS 12/24/15 INCOME DIVIDEND @ 0 002 PER SHARE AS OF 12/24/15 (ID 64128R-60-8)	1,743 786	0 002		3 14
12/30	Tax-Exempt Income	JPM TAX AWARE R/R FD - INSTL FUND 993 @ 0 025 PER SHARE (ID 4812A2-53-8)	1,573 691	0 025		39 34
12/30	Div Domestic	JPM CORE BD FD - SEL FUND 3720 @ 0 023 PER SHARE (ID 4812C0-38-1)	4,456 672	0 023		102 50
12/30	Div Domestic	JPM HIGH YIELD FD - SEL FUND 3580 @ 0 042 PER SHARE (ID 4812C0-80-3)	2,031 258	0 042		85 31
12/30	Div Domestic	JPM SHORT DURATION BD FD - SEL FUND 3133 @ 0 008 PER SHARE (ID 4812C1-33-0)	2,059 237	0 008		16 47
12/31	Div Domestic	ISHARES CORE S&P MIDCAP ETF @ 0 691003 PER SHARE (ID 464287-50-7)	201 000	0 691		138 89
12/31	Div Domestic	BROWN ADV JAPAN ALPHA OPP-IS 12/29/15 INCOME DIVIDEND @ 0 949 PER SHARE AS OF 12/29/15 (ID 115233-57-9)	1,209 887	0 949		1,147 66
12/31	Div Domestic	HARTFORD CAPITAL APPREC-I 12/30/15 INCOME DIVIDEND @ 0 233 PER SHARE AS OF 12/30/15 (ID 416649-30-9)	575 362	0 233		133 82
12/31	Div Domestic	PIMCO UNCONSTRAINED BOND-P 12/29/15 INCOME DIVIDEND @ 0 330 PER SHARE AS OF 12/29/15 (ID 72201M-45-3)	1,989 179	0 33		656 05
Total Inflows & Outflows					(\$19,852.86)	\$8.78

J.P.Morgan

Page 27 of 34



0054073880101742768
004407388001000032268



FB PARRIOTT TRUST ACCT. R75594003
For the Period 1/1/15 to 12/31/15

TRADE ACTIVITY

Note L indicates Long Term Realized Gain/Loss

S indicates Short Term Realized Gain/Loss

Trade Date Settle Date	Type Selection Method	Description	Quantity	Per Unit Amount	Proceeds	Tax Cost	Realized Gain/Loss
Settled Sales/Maturities/Redemptions							
1/29 1/30	Sale High Cost	PIMCO COMMODITYPL STRAT-P (ID 72201P-16-7)	(539 687)	7 03	3,794 00	(4,760 04)	(966 04) S
2/2 2/3	Sale High Cost	JPM INTL VALUE FD - INSTL FUND 1375 JP MORGAN CHASE BANK AS SHAREHOLDER SERVICING AGENT @ 13 45 (ID 4812A0-57-3)	(1,788 329)	13 45	24,053 03	(22 684 45)	1,368 58 L
3/30 4/2	Sale High Cost	ISHARES MSCI EAFE INDEX FUND @ 65 2062 17,736 08 BROKERAGE 4 08 TAX &/OR SEC .32 MERRILL LYNCH PIERCE FENNER & SMIT (ID 464287-46-5)	(272 000)	65 19	17,731 68	(18,078 65)	(347 18) L
6/29 6/30	Sale High Cost	JPM SHORT DURATION BD FD - SEL FUND 3133 JP MORGAN CHASE BANK AS SHAREHOLDER SERVICING AGENT @ 10 89 (ID 4812C1-33-0)	(1,886 225)	10 89	20,540 99	(20,281 98)	259 01 L
7/28 7/29	Sale High Cost	INV BALANCED-RISK ALLOC-Y (ID 00141V-59-7)	(1,000 405)	11 57	11,574 69	(12,345 00)	(770 31) L
7/28 7/29	Sale High Cost	PIMCO UNCONSTRAINED BOND-P (ID. 72201M-45-3)	(773 243)	11 10	8 583 00	(9,066 63)	(483 63) L
7/28 7/29	Sale High Cost	GATEWAY FUND-Y (ID 367829-88-4)	(253 757)	30 08	7,633 00	(6 993 55)	639 45 L
7/28 7/29	Sale High Cost	COLUMBIA ASIA PAX X-JPN-R5 (ID 19763P-57-2)	(1,064 774)	13 91	14,811 00	(12,863 18)	1,947 82 L
8/3 8/3	LT Capital Gain Distribution	JPM CHINA REGION FD - SEL FUND 3810 LONG TERM CAPITAL GAINS @ 3 61139 (ID: 4812A3-52-8)	313 143	3 611	1,130 88		
7/31 8/3	Sale High Cost	JPM CHINA REGION FD - SEL FUND 3810 JP MORGAN CHASE BANK AS SHAREHOLDER SERVICING AGENT @ 18 53 (ID: 4812A3-52-8)	(313 143)	18 53	5,802 54	(5,718 00)	84 54 L

J.P.Morgan

Page 28 of 34



FB PARRIOTT TRUST ACCT. R75594003
For the Period 1/1/15 to 12/31/15

Trade Date Settle Date	Type Selection Method	Description	Quantity	Per Unit Amount	Proceeds	Tax Cost	Realized Gain/Loss
Settled Sales/Maturities/Redemptions							
8/11 8/12	Sale High Cost	JPM GLBL RES ENH INDEX FD - SEL FUND 3457 JP MORGAN CHASE BANK AS SHAREHOLDER SERVICING AGENT @ 19 01 (ID: 46637K-51-3)	(292.741)	19 01	5,565 00	(5,269 34)	295 66 S
8/20 8/21	Sale High Cost	JPM GLBL RES ENH INDEX FD - SEL FUND 3457 JP MORGAN CHASE BANK AS SHAREHOLDER SERVICING AGENT @ 18 42 (ID: 46637K-51-3)	(1,131 337)	18 42	20,839 22	(20,364 06)	475.16 S
8/20 8/21	Sale High Cost	JPM US EQ FD - INSTL FUND 1382 JP MORGAN CHASE BANK AS SHAREHOLDER SERVICING AGENT @ 14 53 (ID: 4812A1-14-2)	(587 627)	14 53	8,538 22	(6,125 61)	2 412 51 L
8/20 8/21	Sale High Cost	OAKMARK INTERNATIONAL FD-I (ID: 413838-20-2)	(137.813)	23 42	3,227 59	(3,395 71)	(168 12) L
8/20 8/21	Sale High Cost	MFS INTL VALUE-I (ID: 55273E-82-2)	(283 334)	36 43	10,321 86	(8,303.54)	2,018 32 L
8/20 8/21	Sale High Cost	DODGE & COX INTL STOCK FUND (ID: 256206-10-3)	(388 723)	40 23	15,638 34	(11,455 44)	4,182 90 L
8/20 8/21	Sale High Cost	T ROWE PRICE NEW ASIA (ID: 77956H-50-0)	(390 047)	14 98	5,842 91	(6,611 29)	(768 38) S
8/20 8/21	Sale High Cost	ASTON/FAIRPOINTE MID CAP-I (ID: 00078H-15-8)	(628 469)	37 75	23,724 70	(20,634 54)	3,090 16 L
8/20 8/21	Sale High Cost	HARTFORD CAPITAL APPREC-I (ID: 416549-30-9)	(249 647)	37 47	9,354.26	(6,307.50)	3,046 76 L
8/21 8/24	Sale High Cost	GOTHAM ABSOLUTE RETURN FUND (ID: 350873-13-7)	(1,194 753)	12 44	14,862.73	(15,484 00)	(621 27) L
8/20 8/25	Sale High Cost	SPDR S&P 500 ETF TRUST @ 204 84 52.439 04 BROKERAGE 3 84 TAX &/OR SEC 97 CITIGROUP GLOBAL MKTS INC (ID: 78462F-10-3)	(256 000)	204 821	52,434 23	(52,033 37)	400 85 S

J.P.Morgan

Page 29 of 34

001744 2269 of 4267 RESPONSE XL NYWYTRDM



00507388001017442269
006467306000100033259



FB PARRIOTT TRUST ACCT. R75594003
For the Period 1/1/15 to 12/31/15

Trade Date Settle Date	Type Selection Method	Description	Quantity	Per Unit Amount	Proceeds	Tax Cost	Realized Gain/Loss
Settled Sales/Maturities/Redemptions							
8/20 8/25	Sale High Cost	ISHARES MSCI EAFE INDEX FUND @ 61 485 14,879 37 BROKERAGE 3 63 TAX &/OR SEC .28 SEI FINANCIAL SERVICES CO (ID 464287-46-5)	(242 000)	61 469	14,875 46	(15,553 29)	(677 83) L
9/8 9/9	Sale High Cost	T ROWE PRICE NEW ASIA (ID 77956H-50-0)	(964 544)	14 44	13,928 02	(14,509.82)	766 60 L (1,348 40) S
11/25 11/27	Sale High Cost	PIMCO COMMODITYPL STRAT-P (ID 72201P-16-7)	(2,139 338)	5 90	12,622 09	(18 868 96)	(6,246 87) S
12/14 12/14	LT Capital Gain Distribution	JPM US EQ FD - INSTL FUND 1382 LONG TERM CAPITAL GAINS @ 0 60346 (ID 4812A1-14-2)	1,491 843	0 603	900 27		
12/14 12/14	LT Capital Gain Distribution	JPM CORE BD FD - SEL FUND 3720 LONG TERM CAPITAL GAINS @ 0 02146 (ID 4812C0-38-1)	4,456 672	0 021	95 64		
12/14 12/14	LT Capital Gain Distribution	JPM HIGH YIELD FD - SEL FUND 3580 LONG TERM CAPITAL GAINS @ 0 00401 (ID 4812C0-80-3)	2,031 258	0 004	8 15		
12/14 12/14	LT Capital Gain Distribution	JPM SHORT DURATION BD FD - SEL FUND 3133 LONG TERM CAPITAL GAINS @ 0 00846 (ID 4812C1-33-0)	2,059 237	0 008	17 42		
12/14 12/14	LT Capital Gain Distribution	JPM MKT EXP ENH INDEX FD - SEL FUND 3708 LONG TERM CAPITAL GAINS @ 2 13178 (ID 4812C1-63-7)	1,177 745	2 132	2,510 69		
12/15 12/15	LT Capital Gain Distribution	HARTFORD CAPITAL APPREC-I 12/14/15 LONG TERM CAPITAL GAINS @ 2 558 PER SHARE AS OF 12/14/15 (ID 416649-30-9)	575 362	2 558	1,471 83		
12/17 12/17	LT Capital Gain Distribution	MFS INTL VALUE-I 12/15/15 LONG TERM CAPITAL GAINS @ 0 314 PER SHARE AS OF 12/15/15 (ID 55273E-82-2)	599 571	0 314	188 46		
12/21 12/21	LT Capital Gain Distribution	OAKMARK INTERNATIONAL-I 12/18/15 LONG TERM CAPITAL GAINS @ 0 584 PER SHARE AS OF 12/18/15 (ID 413839-20-2)	933 280	0 584	545 04		

J.P.Morgan

Page 30 of 34



F B PARRIOTT TRUST ACCT. R75594003
For the Period 1/1/15 to 12/31/15


Trade Date Settle Date	Type Selection Method	Description	Quantity	Per Unit Amount	Proceeds	Tax Cost	Realized Gain/Loss
Settled Sales/Maturities/Redemptions							
12/21 12/21	LT Capital Gain Distribution	NEUBERGER BER MU/C OPP-INS 12/18/15 LONG TERM CAPITAL GAINS @ 0.414 PER SHARE AS OF 12/18/15 (ID: 64122Q-30-9)	1,460,604	0.414	604.40		
12/23 12/23	LT Capital Gain Distribution	BROWN ADV JAPAN ALPHA OPP-IS 12/21/15 LONG TERM CAPITAL GAINS @ 0.020 PER SHARE AS OF 12/21/15 (ID: 115233-57-9)	1,209,887	0.02	23.62		
12/23 12/23	LT Capital Gain Distribution	DODGE & COX INCOME FD 12/22/15 LONG TERM CAPITAL GAINS @ 0.005 PER SHARE AS OF 12/22/15 (ID: 256210-10-5)	1,098,461	0.005	5.49		
12/28 12/28	LT Capital Gain Distribution	JOHN HANCOCK II-STR INC-I 12/24/15 LONG TERM CAPITAL GAINS @ 0.169 PER SHARE AS OF 12/24/15 (ID: 47804A-13-0)	2,759,474	0.169	465.08		
12/29 12/29	LT Capital Gain Distribution	DEUTSCHE X-TRACKERS MSCI EAF LONG TERM CAPITAL GAINS @ 0.08108 (ID: 233051-20-0)	1,055,000	0.081	85.54		
Total Settled Sales/Maturities/Redemptions					\$334,351.07	(\$317,708.16)	\$16,748.41 L (\$8,158.01) S

Trade Date Settle Date	Type	Description	Quantity	Per Unit Amount	Market Cost
Settled Securities Purchased					
2/2 2/3	Purchase	T ROWE PRICE NEW ASIA (ID: 77956H-50-0)	480,335	16.73	(8,036.00)
2/2 2/5	Purchase	SPDR S&P 500 ETF TRUST @ 201.8996 13,325.37 BROKERAGE 0.99 DEUTSCHE BANC ALEX BROWN INC (ID: 78462F-10-3)	66,000	201.915	(13,326.36)

J.P.Morgan

Page 31 of 34

001744 2270 of 4267 RSP03M16 XI RYFV2016



00840710600101744270
00440710600100002270



F B PARRIOTT TRUST ACCT. R75594003
For the Period 1/1/15 to 12/31/15

Trade Date Settle Date	Type	Description	Quantity	Per Unit Amount	Market Cost
Settled Securities Purchased					
3/30 4/6	Purchase	DEUTSCHE XTRAC MSCI EAFE HEDGE FD @ 30.4108 15,722 38 BROKERAGE 7 75 MERRILL LYNCH PIERCE FENNER & SMIT (ID 233051-20-0)	517 000	30 426	(15,730 13)
6/29 6/30	Purchase	JPM CORE BD FD - SEL FUND 3720 JP MORGAN CHASE BANK AS SHAREHOLDER SERVICING AGENT @ 11 65 (ID 4812C0-38-1)	2,034 592	11 65	(23,703 00)
7/28 7/29	Purchase	BROWN ADV JAPAN ALPHA OPP-IS (ID 115233-57-9)	420 787	12 70	(5,344 00)
7/28 7/29	Purchase	JOHN HANCOCK FDS II STR INCM OPP I (ID 47804A-13-0)	1,420 055	10 87	(15,436 00)
7/28 7/31	Purchase	DEUTSCHE XTRAC MSCI EAFE HEDGE FD @ 29 1918 1,868 27 BROKERAGE 0 96 BARCLAYS CAPITAL LE (ID 233051-20-0)	64 000	29 207	(1,869 23)
7/28 7/31	Purchase	DEUTSCHE XTRAC MSCI EAFE HEDGE FD @ 29 2707 3,249 04 BROKERAGE 1 66 UBS SECURITIES LLC (ID 233051-20-0)	111 000	29 286	(3,250 70)
7/28 7/31	Purchase	DEUTSCHE XTRAC MSCI EAFE HEDGE FD @ 29 2744 3,747 12 BROKERAGE 2 88 CANTOR FITZGERALD & CO INC (ID 233051-20-0)	128 000	29 297	(3,750 00)
7/28 7/31	Purchase	DEUTSCHE XTRAC MSCI EAFE HEDGE FD @ 29 2759 6,879 83 BROKERAGE 3 52 BARCLAYS CAPITAL LE (ID 233051-20-0)	235 000	29 291	(6,883 35)
7/28 7/31	Purchase	VANGUARD FTSE EUROPE ETF @ 54 9306 4,943 75 BROKERAGE 1 35 DEUTSCHE BANC ALEX BROWN INC (ID 922042-87-4)	90 000	54 946	(4,945 10)
7/28 7/31	Purchase	VANGUARD FTSE EUROPE ETF @ 54 9425 439 54 BROKERAGE 0.12 DEUTSCHE BANC ALEX BROWN INC (ID 922042-87-4)	8,000	54 958	(439 66)

J.P.Morgan

Page 32 of 34



FB PARRIOTT TRUST ACCT. R75594003
For the Period 1/1/15 to 12/31/15

Trade Date Settle Date	Type	Description	Quantity	Per Unit Amount	Market Cost
Settled Securities Purchased					
7/28 8/3	Purchase	VANGUARD FTSE EUROPE ETF @ 54 9528 2.362 97 BROKERAGE 0 96 MERRILL LYNCH PROF CLEARING CORP. (ID. 922042-87-4)	43 000	54 975	(2,363.93)
8/12 8/13	Purchase	EQUINOX FDS TR EQNX CB STGY I (ID 29446A-81-9)	346 390	11 08	(3,838 00)
8/20 8/21	Purchase	JPM TAX AWARE R/R FD - INSTL FUND 993 JP MORGAN CHASE BANK AS SHAREHOLDER SERVICING AGENT @ 9 50 (ID 4812A2-53-8)	1,573 691	9 50	(14,950 06)
8/20 8/21	Purchase	JPM CORE BD FD - SEL FUND 3720 JP MORGAN CHASE BANK AS SHAREHOLDER SERVICING AGENT @ 11 75 (ID 4812C0-38-1)	2,422 080	11.75	(28,459 44)
8/20 8/21	Purchase	JPM HIGH YIELD FD - SEL FUND 3580 JP MORGAN CHASE BANK AS SHAREHOLDER SERVICING AGENT @ 7 36 (ID 4812C0-80-3)	2,031 258	7 36	(14,950 06)
8/20 8/21	Purchase	JPM SHORT DURATION BD FD - SEL FUND 3133 JP MORGAN CHASE BANK AS SHAREHOLDER SERVICING AGENT @ 10 89 (ID 4812C1-33-0)	2,059 237	10 89	(22,425 09)
8/20 8/21	Purchase	NEUBERGER BERMAN ALTRNTIVE F LONG SHT INSTL (ID 64128R-60-8)	1,743 786	12 86	(22,425 09)
8/20 8/21	Purchase	DODGE & COX INCOME FUND (ID 256210-10-5)	1,098 461	13 61	(14,950 06)
8/20 8/21	Purchase	GATEWAY FUND-Y (ID 367829-88-4)	240 074	29 74	(7,139 79)
8/20 8/21	Purchase	JOHN HANCOCK FDS II STR INCM OPP I (ID 47804A-13-0)	1,339 419	10 82	(14,492 51)
8/20 8/21	Purchase	EQUINOX FDS TR EQNX CB STGY I (ID 29446A-81-9)	673 469	11 20	(7,542 85)

J.P.Morgan

Page 33 of 34

001746 2271 of 4267 RESPONSE SL 1/1/2015



005673888021017462271
006407308001800932271



F B PARRIOTT TRUST ACCT. R75594003
For the Period 1/1/15 to 12/31/15

Trade Date Settle Date	Type	Description	Quantity	Per Unit Amount	Market Cost
Settled Securities Purchased					
8/20 8/25	Purchase	ISHARES CORE S&P MID-CAP ETF @ 146.2699 13,164.29 BROKERAGE 1.35 CITIGROUP GLOBAL MKTS INC (ID 464287-50-7)	90.000	146.285	(13,165.64)
8/31 9/1	Purchase	PIMCO UNCONSTRAINED BOND-P (ID 72201M-45-3)	604.312	10.90	(6,587.00)
8/31 9/1	Purchase	COLUMBIA ASIA PAX X-JPN-R5 (ID 19763P-57-2)	1,171.519	12.64	(14,808.00)
Total Settled Securities Purchased					(\$290,811.05)

COST ADJUSTMENTS

Settle Date	Type	Description	Quantity	Cost Basis Adjustments	Currency Gain/Loss USD
2/9	Cost Basis Adj	PIMCO UNCONSTRAINED BOND-P RETURN OF CAPITAL ADJUSTMENT FOR 2014 DIVIDENDS (ID 72201M-45-3)	2,158,110	(6.35)	