










See a Social Security Number? Say Something!  
Report Privacy Problems to <https://public.resource.org/privacy>  
Or call the IRS Identity Theft Hotline at 1-800-908-4490



For calendar year 2015, or tax year beginning 01-01-2015 , and ending 12-31-2015

Name of foundation The Samuel Roberts Noble Foundation Inc		<b>A Employer identification number</b> 73-0606209	
% A JILL WALLACE			
Number and street (or P O box number if mail is not delivered to street address) 2510 Sam Noble Parkway	Room/suite	<b>B</b> Telephone number (see instructions) (580) 224-6227	
City or town, state or province, country, and ZIP or foreign postal code Ardmore, OK 73401		<b>C</b> If exemption application is pending, check here <input type="checkbox"/>	
<b>G</b> Check all that apply <input type="checkbox"/> Initial return <input type="checkbox"/> Initial return of a former public charity <input type="checkbox"/> Final return <input type="checkbox"/> A amended return <input type="checkbox"/> Address change <input type="checkbox"/> Name change		<b>D 1.</b> Foreign organizations, check here <input type="checkbox"/>  <b>2.</b> Foreign organizations meeting the 85% test, check here and attach computation <input type="checkbox"/> <b>E</b> If private foundation status was terminated under section 507(b)(1)(A), check here <input type="checkbox"/>  <b>F</b> If the foundation is in a 60-month termination under section 507(b)(1)(B), check here <input type="checkbox"/>	
<b>H</b> Check type of organization <input checked="" type="checkbox"/> Section 501(c)(3) exempt private foundation <input type="checkbox"/> Section 4947(a)(1) nonexempt charitable trust <input type="checkbox"/> Other taxable private foundation			
<b>I</b> Fair market value of all assets at end of year (from Part II, col (c), line 16) <b>\$</b> 1,057,732,795	<b>J</b> Accounting method <input type="checkbox"/> Cash <input checked="" type="checkbox"/> Accrual <input type="checkbox"/> Other (specify) _____ (Part I, column (d) must be on cash basis )		

Part I Analysis of Revenue and Expenses <i>(The total of amounts in columns (b), (c), and (d) may not necessarily equal the amounts in column (a) (see instructions) )</i>		Revenue and expenses per books <b>(a)</b>	Net investment income <b>(b)</b>	Adjusted net income <b>(c)</b>	Disbursements for charitable purposes <b>(d)</b> (cash basis only)
Revenue	<b>1</b> Contributions, gifts, grants, etc , received (attach schedule) . . . . .	5,350			
	<b>2</b> Check <input checked="" type="checkbox"/> if the foundation is <b>not</b> required to attach Sch B . . . . .				
	<b>3</b> Interest on savings and temporary cash investments . . . . .	3,329,224	3,873,282		
	<b>4</b> Dividends and interest from securities . . . . .	10,685,042	16,205,991		
	<b>5a</b> Gross rents . . . . .				
	<b>b</b> Net rental income or (loss) _____				
	<b>6a</b> Net gain or (loss) from sale of assets not on line 10 _____	23,895,924			
	<b>b</b> Gross sales price for all assets on line 6a 423,818,952				
	<b>7</b> Capital gain net income (from Part IV, line 2) . . . .		22,394,695		
	<b>8</b> Net short-term capital gain . . . . .				
	<b>9</b> Income modifications . . . . .				
	<b>10a</b> Gross sales less returns and allowances _____				
	<b>b</b> Less Cost of goods sold . . . . .				
	<b>c</b> Gross profit or (loss) (attach schedule) . . . . .				
	<b>11</b> Other income (attach schedule) . . . . .	 12,190,413	1,469,268	6,454,809	
	<b>12 Total.</b> Add lines 1 through 11 . . . . .	50,105,953	43,943,236	6,454,809	
Operating and Administrative Expenses	<b>13</b> Compensation of officers, directors, trustees, etc . . . . .	2,339,541	219,452		2,102,588
	<b>14</b> Other employee salaries and wages . . . . .	20,215,308	42,088		20,173,221
	<b>15</b> Pension plans, employee benefits . . . . .	757,377	31,504		7,917,456
	<b>16a</b> Legal fees (attach schedule). . . . .	 271,825	0	0	277,523
	<b>b</b> Accounting fees (attach schedule). . . . .	 132,181	19,827	0	112,353
	<b>c</b> Other professional fees (attach schedule) . . . . .	 5,769,887	4,136,325		1,615,779
	<b>17</b> Interest . . . . .	139			139
	<b>18</b> Taxes (attach schedule) (see instructions) . . . .	 1,074,530	463,265		1,566
	<b>19</b> Depreciation (attach schedule) and depletion . . .	 7,336,364			
	<b>20</b> Occupancy . . . . .	1,530,462			1,516,983
	<b>21</b> Travel, conferences, and meetings . . . . .	1,066,216	9,961		1,065,619
	<b>22</b> Printing and publications . . . . .	151,614			151,090
	<b>23</b> Other expenses (attach schedule). . . . .	 10,785,268	1,280,313	6,454,809	4,836,346
	<b>24 Total operating and administrative expenses.</b> Add lines 13 through 23 . . . . .	51,430,712	6,202,735	6,454,809	39,770,663
	<b>25</b> Contributions, gifts, grants paid . . . . .	1,567,793			1,564,043
	<b>26 Total expenses and disbursements.</b> Add lines 24 and 25	52,998,505	6,202,735	6,454,809	41,334,706
	<b>27</b> Subtract line 26 from line 12				
	<b>a Excess of revenue over expenses and disbursements</b>	-2,892,552			
	<b>b Net investment income</b> (if negative, enter -0-)		37,740,501		
	<b>c Adjusted net income</b> (if negative, enter -0-)				

<b>Part II</b> <b>Balance Sheets</b>		Attached schedules and amounts in the description column should be for end-of-year amounts only (See instructions)	Beginning of year	End of year	
			(a) Book Value	(b) Book Value	(c) Fair Market Value
<b>Assets</b>	<b>1</b>	Cash—non-interest-bearing . . . . .	185,440	94,729	94,729
	<b>2</b>	Savings and temporary cash investments . . . . .	9,699,394	21,665,978	21,665,978
	<b>3</b>	Accounts receivable ▶ <u>1,973,839</u>			
		Less allowance for doubtful accounts ▶ _____	366,716	1,973,839	1,973,839
	<b>4</b>	Pledges receivable ▶ _____			
		Less allowance for doubtful accounts ▶ _____			
	<b>5</b>	Grants receivable . . . . .	1,200,180	1,307,524	1,307,524
	<b>6</b>	Receivables due from officers, directors, trustees, and other disqualified persons (attach schedule) (see instructions) . . . . .			
	<b>7</b>	Other notes and loans receivable (attach schedule) ▶ _____			
		Less allowance for doubtful accounts ▶ _____			
	<b>8</b>	Inventories for sale or use . . . . .	153,322	163,789	163,789
	<b>9</b>	Prepaid expenses and deferred charges . . . . .	704,321	700,172	700,172
	<b>10a</b>	Investments—U S and state government obligations (attach schedule)	18,621,016	17,883,994	17,883,994
	<b>b</b>	Investments—corporate stock (attach schedule) . . . . .	686,719,977	581,119,285	581,119,285
	<b>c</b>	Investments—corporate bonds (attach schedule) . . . . .	77,168,526	69,625,302	69,625,302
	<b>11</b>	Investments—land, buildings, and equipment basis ▶ <u>54,160</u>			
<b>Liabilities</b>		Less accumulated depreciation (attach schedule) ▶ <u>44,936</u>	9,224	9,224	4,146,535
	<b>12</b>	Investments—mortgage loans . . . . .			
	<b>13</b>	Investments—other (attach schedule) . . . . .	237,829,961	236,226,004	236,226,004
	<b>14</b>	Land, buildings, and equipment basis ▶ <u>203,306,813</u>			
		Less accumulated depreciation (attach schedule) ▶ <u>81,877,945</u>	121,325,158	121,428,868	121,428,868
	<b>15</b>	Other assets (describe ▶ _____)	1,409,928	1,396,776	1,396,776
	<b>16</b>	<b>Total assets</b> (to be completed by all filers—see the instructions Also, see page 1, item I)	1,155,393,163	1,053,595,484	1,057,732,795
	<b>17</b>	Accounts payable and accrued expenses . . . . .	5,206,671	6,813,773	
	<b>18</b>	Grants payable . . . . .	576,875	580,625	
	<b>19</b>	Deferred revenue . . . . .			
	<b>20</b>	Loans from officers, directors, trustees, and other disqualified persons			
	<b>21</b>	Mortgages and other notes payable (attach schedule) . . . . .			
	<b>22</b>	Other liabilities (describe ▶ _____)	36,473,453	26,671,332	
	<b>23</b>	<b>Total liabilities</b> (add lines 17 through 22) . . . . .	42,256,999	34,065,730	
<b>Net Assets or Fund Balances</b>		<b>Foundations that follow SFAS 117, check here</b> ▶ <input checked="" type="checkbox"/> <b>and complete lines 24 through 26 and lines 30 and 31.</b>			
	<b>24</b>	Unrestricted . . . . .	1,110,666,047	1,017,170,704	
	<b>25</b>	Temporarily restricted . . . . .			
	<b>26</b>	Permanently restricted . . . . .	2,470,117	2,359,050	
		<b>Foundations that do not follow SFAS 117, check here</b> ▶ <input type="checkbox"/> <b>and complete lines 27 through 31.</b>			
	<b>27</b>	Capital stock, trust principal, or current funds . . . . .			
	<b>28</b>	Paid-in or capital surplus, or land, bldg, and equipment fund			
	<b>29</b>	Retained earnings, accumulated income, endowment, or other funds			
	<b>30</b>	<b>Total net assets or fund balances</b> (see instructions) . . . . .	1,113,136,164	1,019,529,754	
	<b>31</b>	<b>Total liabilities and net assets/fund balances</b> (see instructions) . . . . .	1,155,393,163	1,053,595,484	

**Part III Analysis of Changes in Net Assets or Fund Balances**

<b>1</b>	Total net assets or fund balances at beginning of year—Part II, column (a), line 30 (must agree with end-of-year figure reported on prior year's return) . . . . .	<b>1</b>	1,113,136,164
<b>2</b>	Enter amount from Part I, line 27a . . . . .	<b>2</b>	-2,892,552
<b>3</b>	Other increases not included in line 2 (itemize) ▶ _____	<b>3</b>	-90,713,858
<b>4</b>	Add lines 1, 2, and 3 . . . . .	<b>4</b>	1,019,529,754
<b>5</b>	Decreases not included in line 2 (itemize) ▶ _____	<b>5</b>	
<b>6</b>	Total net assets or fund balances at end of year (line 4 minus line 5)—Part II, column (b), line 30 . . . . .	<b>6</b>	1,019,529,754

**Part IV Capital Gains and Losses for Tax on Investment Income**

List and describe the kind(s) of property sold (e g , real estate, <b>(a)</b> 2-story brick warehouse, or common stock, 200 shs MLC Co )		How acquired <b>(b)</b> P—Purchase D—Donation	Date acquired <b>(c)</b> (mo , day, yr )	Date sold <b>(d)</b> (mo , day, yr )
<b>1a</b>	See Additional Data Table			
<b>b</b>				
<b>c</b>				
<b>d</b>				
<b>e</b>				

<b>(e)</b> Gross sales price	Depreciation allowed <b>(f)</b> (or allowable)	Cost or other basis <b>(g)</b> plus expense of sale	Gain or (loss) <b>(h)</b> (e) plus (f) minus (g)
<b>a</b>	See Additional Data Table		
<b>b</b>			
<b>c</b>			
<b>d</b>			
<b>e</b>			

Complete only for assets showing gain in column (h) and owned by the foundation on 12/31/69

<b>(i)</b> F M V as of 12/31/69	Adjusted basis <b>(j)</b> as of 12/31/69	Excess of col (i) <b>(k)</b> over col (j), if any	Gains (Col (h) gain minus col (k), but not less than -0- ) or Losses (from col (h)) <b>(l)</b>
<b>a</b>	See Additional Data Table		
<b>b</b>			
<b>c</b>			
<b>d</b>			
<b>e</b>			

<b>2</b>	Capital gain net income or (net capital loss)	If gain, also enter in Part I, line 7 If (loss), enter -0- in Part I, line 7	<b>2</b>	22,394,695
<b>3</b>	Net short-term capital gain or (loss) as defined in sections 1222(5) and (6) If gain, also enter in Part I, line 8, column (c) (see instructions) If (loss), enter -0- in Part I, line 8		<b>3</b>	

**Part V Qualification Under Section 4940(e) for Reduced Tax on Net Investment Income**

(For optional use by domestic private foundations subject to the section 4940(a) tax on net investment income )  
If section 4940(d)(2) applies, leave this part blank

Was the foundation liable for the section 4942 tax on the distributable amount of any year in the base period? ☐ Yes ☒ No  
If "Yes," the foundation does not qualify under section 4940(e) Do not complete this part

**1** Enter the appropriate amount in each column for each year, see instructions before making any entries

<b>(a)</b> Base period years Calendar year (or tax year beginning in)	<b>(b)</b> Adjusted qualifying distributions	<b>(c)</b> Net value of noncharitable-use assets	<b>(d)</b> Distribution ratio (col (b) divided by col (c))
2014	43,028,323	1,079,709,988	0 039852
2013	40,574,330	1,029,293,013	0 03942
2012	48,154,942	921,295,641	0 052269
2011	49,636,354	948,679,081	0 052322
2010	46,690,504	897,745,400	0 052009

<b>2</b>	Total of line 1, column (d).	<b>2</b>	0 235872
<b>3</b>	Average distribution ratio for the 5-year base period—divide the total on line 2 by 5, or by the number of years the foundation has been in existence if less than 5 years	<b>3</b>	0 047174
<b>4</b>	Enter the net value of noncharitable-use assets for 2015 from Part X, line 5.	<b>4</b>	982,824,997
<b>5</b>	Multiply line 4 by line 3.	<b>5</b>	46,363,786
<b>6</b>	Enter 1% of net investment income (1% of Part I, line 27b).	<b>6</b>	377,405
<b>7</b>	Add lines 5 and 6.	<b>7</b>	46,741,191
<b>8</b>	Enter qualifying distributions from Part XII, line 4.	<b>8</b>	49,718,243

If line 8 is equal to or greater than line 7, check the box in Part VI, line 1b, and complete that part using a 1% tax rate See  
the Part VI instructions

**Part VI Excise Tax Based on Investment Income (Section 4940(a), 4940(b), 4940(e), or 4948—see page 18 of the instructions)**

<b>1a</b>	Exempt operating foundations described in section 4940(d)(2), check here <input type="checkbox"/> and enter "N/A" on line 1 Date of ruling or determination letter _____ <b>(attach copy of letter if necessary—see instructions)</b>	<b>1</b>	377,405		
<b>b</b>	Domestic foundations that meet the section 4940(e) requirements in Part V, check here <input checked="" type="checkbox"/> and enter 1% of Part I, line 27b . . . . .				
<b>c</b>	All other domestic foundations enter 2% of line 27b. Exempt foreign organizations enter 4% of Part I, line 12, col (b)	<b>2</b>			
<b>2</b>	Tax under section 511 (domestic section 4947(a)(1) trusts and taxable foundations only. Others enter -0-)				
<b>3</b>	Add lines 1 and 2. . . . .	<b>3</b>	377,405		
<b>4</b>	Subtitle A (income) tax (domestic section 4947(a)(1) trusts and taxable foundations only. Others enter -0-)	<b>4</b>			
<b>5</b>	<b>Tax based on investment income.</b> Subtract line 4 from line 3. If zero or less, enter -0- . . . . .	<b>5</b>	377,405		
<b>6</b>	Credits/Payments	<b>7</b>	1,040,000		
<b>a</b>	2015 estimated tax payments and 2014 overpayment credited to 2015			<b>6a</b>	1,040,000
<b>b</b>	Exempt foreign organizations—tax withheld at source . . . . .			<b>6b</b>	
<b>c</b>	Tax paid with application for extension of time to file (Form 8868). . . . .			<b>6c</b>	
<b>d</b>	Backup withholding erroneously withheld . . . . .			<b>6d</b>	
<b>7</b>	Total credits and payments. Add lines 6a through 6d. . . . .	<b>7</b>	1,040,000		
<b>8</b>	Enter any <b>penalty</b> for underpayment of estimated tax. Check here <input type="checkbox"/> if Form 2220 is attached	<b>8</b>			
<b>9</b>	<b>Tax due.</b> If the total of lines 5 and 8 is more than line 7, enter <b>amount owed</b> . . . . . <b>▶</b>	<b>9</b>			
<b>10</b>	<b>Overpayment.</b> If line 7 is more than the total of lines 5 and 8, enter the <b>amount overpaid</b> . . . . . <b>▶</b>	<b>10</b>	662,595		
<b>11</b>	Enter the amount of line 10 to be <b>Credited to 2015 estimated tax</b> <b>▶</b> 200,000 <b>Refunded</b> <b>▶</b>	<b>11</b>	462,595		

**Part VII-A Statements Regarding Activities**

<b>1a</b>	During the tax year, did the foundation attempt to influence any national, state, or local legislation or did it participate or intervene in any political campaign? <input checked="" type="checkbox"/> . . . . .		<b>Yes</b>	<b>No</b>
<b>b</b>	Did it spend more than \$100 during the year (either directly or indirectly) for political purposes (see Instructions for definition)? . . . . . <i>If the answer is "Yes" to 1a or 1b, attach a detailed description of the activities and copies of any materials published or distributed by the foundation in connection with the activities</i>			<b>No</b>
<b>c</b>	Did the foundation file <b>Form 1120-POL</b> for this year? . . . . .	<b>1c</b>		<b>No</b>
<b>d</b>	Enter the amount (if any) of tax on political expenditures (section 4955) imposed during the year <b>(1)</b> On the foundation <b>▶</b> \$ _____ <b>(2)</b> On foundation managers <b>▶</b> \$ _____			
<b>e</b>	Enter the reimbursement (if any) paid by the foundation during the year for political expenditure tax imposed on foundation managers <b>▶</b> \$ _____			
<b>2</b>	Has the foundation engaged in any activities that have not previously been reported to the IRS? . . . . . <i>If "Yes," attach a detailed description of the activities</i>	<b>2</b>		<b>No</b>
<b>3</b>	Has the foundation made any changes, not previously reported to the IRS, in its governing instrument, articles of incorporation, or bylaws, or other similar instruments? <i>If "Yes," attach a conformed copy of the changes</i> <input checked="" type="checkbox"/> . . . . .	<b>3</b>		<b>No</b>
<b>4a</b>	Did the foundation have unrelated business gross income of \$1,000 or more during the year? . . . . .	<b>4a</b>	<b>Yes</b>	
<b>b</b>	If "Yes," has it filed a tax return on <b>Form 990-T</b> for this year? . . . . .	<b>4b</b>	<b>Yes</b>	
<b>5</b>	Was there a liquidation, termination, dissolution, or substantial contraction during the year? . . . . . <i>If "Yes," attach the statement required by General Instruction T</i> <input checked="" type="checkbox"/>	<b>5</b>		<b>No</b>
<b>6</b>	Are the requirements of section 508(e) (relating to sections 4941 through 4945) satisfied either • By language in the governing instrument, or • By state legislation that effectively amends the governing instrument so that no mandatory directions that conflict with the state law remain in the governing instrument? . . . . .	<b>6</b>	<b>Yes</b>	
<b>7</b>	Did the foundation have at least \$5,000 in assets at any time during the year? <i>If "Yes," complete Part II, col (c), and Part XV</i> . . . . .	<b>7</b>	<b>Yes</b>	
<b>8a</b>	Enter the states to which the foundation reports or with which it is registered (see instructions) <b>▶</b> OK _____			
<b>b</b>	If the answer is "Yes" to line 7, has the foundation furnished a copy of Form 990-PF to the Attorney General (or designate) of each state as required by General Instruction G? <i>If "No," attach explanation</i> .	<b>8b</b>	<b>Yes</b>	
<b>9</b>	Is the foundation claiming status as a private operating foundation within the meaning of section 4942(j)(3) or 4942(j)(5) for calendar year 2015 or the taxable year beginning in 2015 (see instructions for Part XIV)? <i>If "Yes," complete Part XIV</i> . . . . .	<b>9</b>		<b>No</b>
<b>10</b>	Did any persons become substantial contributors during the tax year? <i>If "Yes," attach a schedule listing their names and addresses</i> . . . . .	<b>10</b>		<b>No</b>

Part VII-A Statements Regarding Activities (continued)

11	At any time during the year, did the foundation, directly or indirectly, own a controlled entity within the meaning of section 512(b)(13)? If "Yes," attach schedule (see instructions).	11		No
12	Did the foundation make a distribution to a donor advised fund over which the foundation or a disqualified person had advisory privileges? If "Yes," attach statement (see instructions)	12		No
13	Did the foundation comply with the public inspection requirements for its annual returns and exemption application? Website address ►www.noble.org	13	Yes	
14	The books are in care of ►A JILL WALLACE Telephone no ►(580) 224-6227 Located at ►2510 SAM NOBLE PARKWAY ARDMORE OK ZIP+4 ►73401			
15	Section 4947(a)(1) nonexempt charitable trusts filing Form 990-PF in lieu of Form 1041—Check here . . . . . and enter the amount of tax-exempt interest received or accrued during the year . . . . .	15		
16	At any time during calendar year 2015, did the foundation have an interest in or a signature or other authority over a bank, securities, or other financial account in a foreign country? See instructions for exceptions and filing requirements for FinCEN Form 114, Report of Foreign Bank and Financial Accounts (FBAR) If "Yes", enter the name of the foreign country ► UK	16	Yes	No

Part VII-B Statements Regarding Activities for Which Form 4720 May Be Required

File Form 4720 if any item is checked in the "Yes" column, unless an exception applies.			Yes	No
1a	During the year did the foundation (either directly or indirectly)			
	(1) Engage in the sale or exchange, or leasing of property with a disqualified person? <input type="checkbox"/> Yes <input checked="" type="checkbox"/> No			
	(2) Borrow money from, lend money to, or otherwise extend credit to (or accept it from) a disqualified person? <input type="checkbox"/> Yes <input checked="" type="checkbox"/> No			
	(3) Furnish goods, services, or facilities to (or accept them from) a disqualified person? <input checked="" type="checkbox"/> Yes <input type="checkbox"/> No			
	(4) Pay compensation to, or pay or reimburse the expenses of, a disqualified person? <input checked="" type="checkbox"/> Yes <input type="checkbox"/> No			
	(5) Transfer any income or assets to a disqualified person (or make any of either available for the benefit or use of a disqualified person)? <input type="checkbox"/> Yes <input checked="" type="checkbox"/> No			
	(6) Agree to pay money or property to a government official? (Exception. Check "No" if the foundation agreed to make a grant to or to employ the official for a period after termination of government service, if terminating within 90 days ). <input type="checkbox"/> Yes <input checked="" type="checkbox"/> No			
b	If any answer is "Yes" to 1a(1)–(6), did any of the acts fail to qualify under the exceptions described in Regulations section 53.4941(d)-3 or in a current notice regarding disaster assistance (see instructions)? Organizations relying on a current notice regarding disaster assistance check here. . . . .	1b		No
c	Did the foundation engage in a prior year in any of the acts described in 1a, other than excepted acts, that were not corrected before the first day of the tax year beginning in 2015? . . . . .	1c		No
2	Taxes on failure to distribute income (section 4942) (does not apply for years the foundation was a private operating foundation defined in section 4942(j)(3) or 4942(j)(5))			
a	At the end of tax year 2015, did the foundation have any undistributed income (lines 6d and 6e, Part XIII) for tax year(s) beginning before 2015? <input type="checkbox"/> Yes <input checked="" type="checkbox"/> No If "Yes," list the years ► 20____, 20____, 20____, 20____			
b	Are there any years listed in 2a for which the foundation is not applying the provisions of section 4942(a)(2) (relating to incorrect valuation of assets) to the year's undistributed income? (If applying section 4942(a)(2) to all years listed, answer "No" and attach statement—see instructions ). . . . .	2b		
c	If the provisions of section 4942(a)(2) are being applied to any of the years listed in 2a, list the years here ► 20____, 20____, 20____, 20____			
3a	Did the foundation hold more than a 2% direct or indirect interest in any business enterprise at any time during the year? <input checked="" type="checkbox"/> Yes <input type="checkbox"/> No			
b	If "Yes," did it have excess business holdings in 2015 as a result of (1) any purchase by the foundation or disqualified persons after May 26, 1969, (2) the lapse of the 5-year period (or longer period approved by the Commissioner under section 4943(c)(7)) to dispose of holdings acquired by gift or bequest, or (3) the lapse of the 10-, 15-, or 20-year first phase holding period? (Use Schedule C, Form 4720, to determine if the foundation had excess business holdings in 2015 ). . . . .	3b		No
4a	Did the foundation invest during the year any amount in a manner that would jeopardize its charitable purposes?	4a		No
b	Did the foundation make any investment in a prior year (but after December 31, 1969) that could jeopardize its charitable purpose that had not been removed from jeopardy before the first day of the tax year beginning in 2015?	4b		No

Part VII-B Statements Regarding Activities for Which Form 4720 May Be Required (Continued)

5a During the year did the foundation pay or incur any amount to

(1) Carry on propaganda, or otherwise attempt to influence legislation (section 4945(e))? ☐ Yes ☒ No

(2) Influence the outcome of any specific public election (see section 4955), or to carry on, directly or indirectly, any voter registration drive? ☐ Yes ☒ No

(3) Provide a grant to an individual for travel, study, or other similar purposes? ☒ Yes ☐ No

(4) Provide a grant to an organization other than a charitable, etc., organization described in section 4945(d)(4)(A)? (see instructions). ☐ Yes ☒ No

(5) Provide for any purpose other than religious, charitable, scientific, literary, or educational purposes, or for the prevention of cruelty to children or animals? ☐ Yes ☒ No

b If any answer is "Yes" to 5a(1)–(5), did **any** of the transactions fail to qualify under the exceptions described in Regulations section 53.4945 or in a current notice regarding disaster assistance (see instructions)? ☐ Yes ☒ No

Organizations relying on a current notice regarding disaster assistance check here. ☐

c If the answer is "Yes" to question 5a(4), does the foundation claim exemption from the tax because it maintained expenditure responsibility for the grant? ☐ Yes ☒ No

If "Yes," attach the statement required by Regulations section 53.4945–5(d)

6a Did the foundation, during the year, receive any funds, directly or indirectly, to pay premiums on a personal benefit contract? ☐ Yes ☒ No

b Did the foundation, during the year, pay premiums, directly or indirectly, on a personal benefit contract? ☐ Yes ☒ No

If "Yes" to 6b, file Form 8870

7a At any time during the tax year, was the foundation a party to a prohibited tax shelter transaction? ☐ Yes ☒ No

b If yes, did the foundation receive any proceeds or have any net income attributable to the transaction? ☐ Yes ☒ No

Part VIII Information About Officers, Directors, Trustees, Foundation Managers, Highly Paid Employees, and Contractors

1 List all officers, directors, trustees, foundation managers and their compensation (see instructions).

(a) Name and address	Title, and average hours per week (b) devoted to position	(c) Compensation (If not paid, enter -0-)	(d) Contributions to employee benefit plans and deferred compensation	Expense account, (e) other allowances
See Additional Data Table				

2 Compensation of five highest-paid employees (other than those included on line 1—see instructions). If none, enter "NONE."

(a) Name and address of each employee paid more than \$50,000	Title, and average hours per week (b) devoted to position	(c) Compensation	Contributions to employee benefit plans and deferred compensation (d)	Expense account, (e) other allowances
TEAL PEMBERTON 2510 SAM NOBLE PARKWAY ARDMORE, OK 73401	DIR HUMAN RESOURCES 40 0	202,628	44,393	609
JEFF MOEN 2510 SAM NOBLE PARKWAY ARDMORE, OK 73401	DIR BUS DEVELOPMENT 40 0	190,996	26,209	4,370
RICK NELSON 2510 SAM NOBLE PARKWAY ARDMORE, OK 73401	PROF & RES ADMINISTR 40 0	179,098	58,811	431
LLOYD SUMNER 2510 SAM NOBLE PARKWAY ARDMORE, OK 73401	PROFESSOR 40 0	176,288	40,355	
CHARLES CANNY 2510 SAM NOBLE PARKWAY ARDMORE, OK 73401	DIR OF FACILITIES 40 0	160,595	38,631	6,794
Total number of other employees paid over \$50,000.				158

Part VIII

Information About Officers, Directors, Trustees, Foundation Managers, Highly Paid Employees, and Contractors *(continued)*

**3** Five highest-paid independent contractors for professional services (see instructions). If none, enter "NONE".

(a) Name and address of each person paid more than \$50,000	(b) Type of service	(c) Compensation
SANDS CAPITAL MANAGEMENT LLC PO BOX 821821 PHILADELPHIA,PA 191821821	INVESTMENT MANAGER	614,470
MERCER 21875 NETWORK PLACE CHICAGO,IL 606731218	CONSULTANT	527,390
LUTHER KING CAPITAL 301 COMMERCE ST STE 1600 FORT WORTH,TX 761020000	INVESTMENT MANAGER	427,276
SILCHESTER 780 THIRD AVENUE 42ND FLOOR NEW YORK,NY 10017	INVESTMENT MANAGER	447,503
PYRFORD INTLBMO GLOBAL PO BOX 2977 MILWAUKEE,WI 532012977	INVESTMENT MANAGER	354,999

Total number of others receiving over \$50,000 for professional services.25

Part IX-A

Summary of Direct Charitable Activities

List the foundation's four largest direct charitable activities during the tax year. Include relevant statistical information such as the number of organizations and other beneficiaries served, conferences convened, research papers produced, etc.	Expenses
1 AGRICULTURAL-ASSISTS OVER 1,500 FARMERS/RANCHERS IN REACHING FINANCIAL,PRODUCTION,STEWARDSHIP &QUALITY OF LIFE GOALS THRU NO-COST CONSULTATION,EDUCATIONAL EVENTS & APPLIED RESEARCH	14,605,646
2 FORAGE IMPROVEMENT-CONDUCTS RESEARCH TO TRANSLATE BASIC PLANT SCIENCE RESEARCH INTO IMPROVED PLANT VARIETIES FOR USE BY AG PRODUCERS THRU PLANT BREEDING AND TRAIT INTEGRATION	12,437,788
3 PLANT BIOLOGY-CONDUCTS BASIC BIOCHEMICAL,GENETIC AND GENOMIC PLANT RESEARCH FOR CROP IMPROVEMENT AND ENHANCED AGRICULTURAL PRODUCTION	15,962,401
4 ADDITIONAL INFORMATION ABOUT NOBLE AND ADMINISTRATIVE EXPENSES AS A PERCENTAGE OF FUNDS SPENT FOR CHARITABLE PURPOSES 10 36% ARE EXPLAINED UNDER GENERAL INFORMATION	

Part IX-B

Summary of Program-Related Investments (see instructions)

Describe the two largest program-related investments made by the foundation during the tax year on lines 1 and 2	Amount
1 NO PROGRAM RELATED INVESTMENTS WERE MADE IN 2015 SEE GENERAL EXPLANATION ATTACHMENT FOR INFORMATION REGARDING EXPENDITURE RESPONSIBILITY FOR PRIOR YEAR ACTIVITY	
2	
All other program-related investments See instructions	
3	

Total. Add lines 1 through 3



**Part X Minimum Investment Return**

(All domestic foundations must complete this part. Foreign foundations, see instructions.)

<b>1</b>	Fair market value of assets not used (or held for use) directly in carrying out charitable, etc , purposes		
<b>a</b>	Average monthly fair market value of securities. . . . .	<b>1a</b>	993,542,192
<b>b</b>	Average of monthly cash balances. . . . .	<b>1b</b>	74,023
<b>c</b>	Fair market value of all other assets (see instructions). . . . .	<b>1c</b>	4,175,660
<b>d</b>	<b>Total</b> (add lines 1a, b, and c). . . . .	<b>1d</b>	997,791,875
<b>e</b>	Reduction claimed for blockage or other factors reported on lines 1a and 1c (attach detailed explanation). . . . .	<b>1e</b>	
<b>2</b>	Acquisition indebtedness applicable to line 1 assets. . . . .	<b>2</b>	0
<b>3</b>	Subtract line 2 from line 1d. . . . .	<b>3</b>	997,791,875
<b>4</b>	Cash deemed held for charitable activities Enter 1 1/2% of line 3 (for greater amount, see instructions). . . . .	<b>4</b>	14,966,878
<b>5</b>	<b>Net value of noncharitable-use assets.</b> Subtract line 4 from line 3 Enter here and on Part V, line 4	<b>5</b>	982,824,997
<b>6</b>	<b>Minimum investment return.</b> Enter 5% of line 5. . . . .	<b>6</b>	49,141,250

**Part XI Distributable Amount**  
 (see instructions) (Section 4942(j)(3) and (j)(5) private operating foundations and certain foreign organizations check here ☐ and do not complete this part.)

<b>1</b>	Minimum investment return from Part X, line 6. . . . .	<b>1</b>	49,141,250
<b>2a</b>	Tax on investment income for 2015 from Part VI, line 5. . . . .	<b>2a</b>	377,405
<b>b</b>	Income tax for 2015 (This does not include the tax from Part VI ). . . . .	<b>2b</b>	49,295
<b>c</b>	Add lines 2a and 2b. . . . .	<b>2c</b>	426,700
<b>3</b>	Distributable amount before adjustments Subtract line 2c from line 1. . . . .	<b>3</b>	48,714,550
<b>4</b>	Recoveries of amounts treated as qualifying distributions. . . . .	<b>4</b>	4,189,649
<b>5</b>	Add lines 3 and 4. . . . .	<b>5</b>	52,904,199
<b>6</b>	Deduction from distributable amount (see instructions). . . . .	<b>6</b>	
<b>7</b>	<b>Distributable amount</b> as adjusted Subtract line 6 from line 5 Enter here and on Part XIII, line 1. . . . .	<b>7</b>	52,904,199

**Part XII Qualifying Distributions** (see instructions)

<b>1</b>	Amounts paid (including administrative expenses) to accomplish charitable, etc , purposes		
<b>a</b>	Expenses, contributions, gifts, etc —total from Part I, column (d), line 26. . . . .	<b>1a</b>	41,334,706
<b>b</b>	Program-related investments—total from Part IX-B. . . . .	<b>1b</b>	0
<b>2</b>	Amounts paid to acquire assets used (or held for use) directly in carrying out charitable, etc , purposes. . . . .	<b>2</b>	8,383,537
<b>3</b>	Amounts set aside for specific charitable projects that satisfy the		
<b>a</b>	Suitability test (prior IRS approval required). . . . .	<b>3a</b>	0
<b>b</b>	Cash distribution test (attach the required schedule). . . . .	<b>3b</b>	0
<b>4</b>	<b>Qualifying distributions.</b> Add lines 1a through 3b Enter here and on Part V, line 8, and Part XIII, line 4	<b>4</b>	49,718,243
<b>5</b>	Foundations that qualify under section 4940(e) for the reduced rate of tax on net investment income Enter 1% of Part I, line 27b (see instructions). . . . .	<b>5</b>	377,405
<b>6</b>	<b>Adjusted qualifying distributions.</b> Subtract line 5 from line 4. . . . .	<b>6</b>	49,340,838

**Note:** The amount on line 6 will be used in Part V, column (b), in subsequent years when calculating whether the foundation qualifies for the section 4940(e) reduction of tax in those years

**Part XIII**    **Undistributed Income** (see instructions)

	(a) Corpus	(b) Years prior to 2014	(c) 2014	(d) 2015
<b>1</b> Distributable amount for 2015 from Part XI, line 7				52,904,199
<b>2</b> Undistributed income, if any, as of the end of 2015				
<b>a</b> Enter amount for 2014 only. . . . .			0	
<b>b</b> Total for prior years 2013 , 2012 , 2011		0		
<b>3</b> Excess distributions carryover, if any, to 2015				
<b>a</b> From 2010. . . . .				3,255,871
<b>b</b> From 2011. . . . .				3,553,139
<b>c</b> From 2012. . . . .				2,781,075
<b>d</b> From 2013. . . . .				
<b>e</b> From 2014. . . . .				
<b>f</b> <b>Total</b> of lines 3a through e. . . . .	9,590,085			
<b>4</b> Qualifying distributions for 2015 from Part XII, line 4 ► \$ <u>49,718,243</u>				
<b>a</b> Applied to 2014, but not more than line 2a			0	
<b>b</b> Applied to undistributed income of prior years (Election required—see instructions). . . . .				
<b>c</b> Treated as distributions out of corpus (Election required—see instructions). . . . .				
<b>d</b> Applied to 2015 distributable amount. . . . .				49,718,243
<b>e</b> Remaining amount distributed out of corpus	0			
<b>5</b> Excess distributions carryover applied to 2015 (If an amount appears in column (d), the same amount must be shown in column (a) )	3,185,956			3,185,956
<b>6</b> <b>Enter the net total of each column as indicated below:</b>				
<b>a</b> Corpus Add lines 3f, 4c, and 4e Subtract line 5	6,404,129			
<b>b</b> Prior years' undistributed income Subtract line 4b from line 2b . . . . .		0		
<b>c</b> Enter the amount of prior years' undistributed income for which a notice of deficiency has been issued, or on which the section 4942(a) tax has been previously assessed. . . . .				
<b>d</b> Subtract line 6c from line 6b Taxable amount—see instructions . . . . .		0		
<b>e</b> Undistributed income for 2014 Subtract line 4a from line 2a Taxable amount—see instructions . . . . .			0	
<b>f</b> Undistributed income for 2016 Subtract lines 4d and 5 from line 1 This amount must be distributed in 2015 . . . . .				0
<b>7</b> Amounts treated as distributions out of corpus to satisfy requirements imposed by section 170(b)(1)(F) or 4942(g)(3) (Election may be required - see instructions). . . . .				
<b>8</b> Excess distributions carryover from 2010 not applied on line 5 or line 7 (see instructions). . .	69,915			
<b>9</b> <b>Excess distributions carryover to 2016.</b> Subtract lines 7 and 8 from line 6a . . . . .	6,334,214			
<b>10</b> Analysis of line 9				
<b>a</b> Excess from 2011. . . .				3,553,139
<b>b</b> Excess from 2012. . . .				2,781,075
<b>c</b> Excess from 2013. . . .				
<b>d</b> Excess from 2014. . . .				
<b>e</b> Excess from 2015. . . .				

## Part XIV

--

**b** Check box to indicate whether the organization

Tax year	Prior 3 years			(e) Total
(a) 2015	(b) 2014	(c) 2013	(d) 2012	

--	--	--	--	--

--	--	--	--	--

--	--	--	--	--

--	--	--	--	--

--	--	--	--	--

--	--	--	--	--

--	--	--	--	--

--	--	--	--	--

--	--	--	--	--

--	--	--	--	--

--	--	--	--	--

--	--	--	--	--

--	--	--	--	--

--	--	--	--	--

**Part XV** **Supplementary Information (Complete this part only if the organization had \$5,000 or more in assets at any time during the year—see instructions.)**

**1 Information Regarding Foundation Managers:**

List any managers of the foundation who have contributed more than 2% of the total contributions received by the foundation before the close of any tax year (but only if they have contributed more than \$5,000) (See section 507(d)(2) )

List any managers of the foundation who own 10% or more of the stock of a corporation (or an equally large portion of the ownership of a partnership or other entity) of which the foundation has a 10% or greater interest

**2 Information Regarding Contribution, Grant, Gift, Loan, Scholarship, etc., Programs:**

Check here ☐ if the foundation only makes contributions to preselected charitable organizations and does not accept unsolicited requests for funds. If the foundation makes gifts, grants, etc. (see instructions) to individuals or organizations under other conditions, complete items 2a, b, c, and d.

The name, address, and telephone number or e-mail address of the person to whom applications should be addressed

The Samuel Roberts Noble Foundation  
2510 Sam Noble Parkway  
Ardmore, OK 73401  
(580) 224-6213

The form in which applications should be submitted and information and materials they should include

AN INTRODUCTION LETTER DESCRIBING THE ORGANIZATION AND PROJECT

Any submission deadlines

MAY 31

Any restrictions or limitations on awards, such as by geographical areas, charitable fields, kinds of institutions, or other factors

GENERALLY RESTRICTED TO SOUTHWESTERN UNITED STATES 501(C)(3) ORGANIZATIONS

### 3 Grants and Contributions Paid During the Year or Approved for Future Payment

Form **990-PF** (2015)



## Information Regarding Transfers To and Transactions and Relationships With Noncharitable Exempt Organizations

- |  |              |            |           |
|--|--------------|------------|-----------|
| <b>1</b> Did the organization directly or indirectly engage in any of the following with any other organization described in section 501(c) of the Code (other than section 501(c)(3) organizations) or in section 527, relating to political organizations?   |              | <b>Yes</b> | <b>No</b> |
| <b>a</b> Transfers from the reporting foundation to a noncharitable exempt organization of   |              |            |           |
| <b>(1)</b> Cash. . . . .   | <b>1a(1)</b> |            | <b>No</b> |
| <b>(2)</b> Other assets. . . . .   | <b>1a(2)</b> |            | <b>No</b> |
| <b>b</b> Other transactions  |              |            |           |
| <b>(1)</b> Sales of assets to a noncharitable exempt organization. . . . .   | <b>1b(1)</b> |            | <b>No</b> |
| <b>(2)</b> Purchases of assets from a noncharitable exempt organization. . . . .   | <b>1b(2)</b> |            | <b>No</b> |
| <b>(3)</b> Rental of facilities, equipment, or other assets. . . . .   | <b>1b(3)</b> |            | <b>No</b> |
| <b>(4)</b> Reimbursement arrangements. . . . .   | <b>1b(4)</b> |            | <b>No</b> |
| <b>(5)</b> Loans or loan guarantees. . . . .   | <b>1b(5)</b> |            | <b>No</b> |
| <b>(6)</b> Performance of services or membership or fundraising solicitations. . . . .   | <b>1b(6)</b> |            | <b>No</b> |
| <b>c</b> Sharing of facilities, equipment, mailing lists, other assets, or paid employees. . . . .   | <b>1c</b>    |            | <b>No</b> |
| <b>d</b> If the answer to any of the above is "Yes," complete the following schedule. Column <b>(b)</b> should always show the fair market value of the goods, other assets, or services given by the reporting foundation. If the foundation received less than fair market value in any transaction or sharing arrangement, show in column <b>(d)</b> the value of the goods, other assets, or services received |              |            |           |

[illegible]

- 2a** Is the foundation directly or indirectly affiliated with, or related to, one or more tax-exempt organizations described in section 501(c) of the Code (other than section 501(c)(3)) or in section 527? . . . . . ☐ Yes  
☒ No

- (a) Name of organization

(a) Name of organization	(b) Type of organization	(c) Description of relationship

Under penalties of perjury, I declare that I have examined this return, including accompanying schedules and statements, and to the best of my knowledge and belief, it is true, correct, and complete. Declaration of preparer (other than taxpayer) is based on all information of which preparer has any knowledge.

**Sign  
Here**

Signature of officer or trustee

2016-11-02

Date \_\_\_\_\_

Title

May the IRS discuss this return with the preparer shown below

(see instr ??) ☒ Yes ☐ No

Print/Type preparer's name  
Michelle Weber

Preparer's Signature

Date

Check if self-employed ☐

PTIN

P00556798

**Paid  
Preparer  
Use  
Only**

Firm's name ▶ GRANT THORNTON LLP

Firm's address ►  
211 N ROBINSON SUITE 1200N OKLAHOMA CITY,  
OK 73102

Firm's EIN ▶

Phone no (405) 218-2800

Form 990PF Part IV - Capital Gains and Losses for Tax on Investment Income - Columns a - d

List and describe the kind(s) of property sold (e g , real estate, (a) 2-story brick warehouse, or common stock, 200 shs MLC Co )	(b) How acquired P—Purchase D—Donation	Date acquired (c) (mo , day, yr )	(d) Date sold (mo , day, yr )
PUBLICLY TRADED SECURITIES LT	P		
PUBLICLY TRADED SECURITIES ST	P		
PARTNERSHIP K-1 ST LOSS	P		
PARTNERSHIP K-1 LT GAIN	P		
PARTNERSHIP K-1 SECT 1256 ST LOSS	P		
PARTNERSHIP K-1 SECT 1256 LT LOSS	P		
PARTNERSHIP K-1 SECTION 1231 LT GAIN	P		


Form 990PF Part IV - Capital Gains and Losses for Tax on Investment Income - Columns e - h

(e) Gross sales price	Depreciation allowed (f) (or allowable)	Cost or other basis (g) plus expense of sale	Gain or (loss) (h) (e) plus (f) minus (g)
366,637,541		337,473,053	29,164,488
54,813,247		60,081,810	-5,268,563
		2,479,429	-2,479,429
2,302,481			2,302,481
		555,986	-555,986
		833,979	-833,979
65,683			65,683

Form 990PF Part IV - Capital Gains and Losses for Tax on Investment Income - Columns i - l

Complete only for assets showing gain in column (h) and owned by the foundation on 12/31/69			Gains (Col (h) gain minus col (k), but not less than -0-) or (l) Losses (from col (h))
(i) F M V as of 12/31/69	A djusted basis (j) as of 12/31/69	Excess of col (i) (k) over col (j), if any	
			29,164,488
			-5,268,563
			-2,479,429
			2,302,481
			-555,986
			-833,979
			65,683

Form 990PF Part VIII Line 1 - List all officers, directors, trustees, foundation managers and their compensation

(a) Name and address	Title, and average hours per week (b) devoted to position	(c) Compensation(If not paid, enter -0-)	(d) Contributions to employee benefit plans and deferred compensation	Expense account, (e) other allowances
WILLIAM B BUCKNER 	PRESIDENT 40 0	561,219	29,248	29,860
2510 Sam Noble Parkway Ardmore,OK 73401				
MICHAEL UDVARDI 	SR VP & DIVISION DIRECTOR 40 0	223,478	60,153	6,502
2510 Sam Noble Parkway Ardmore,OK 73401				
BILLY COOK 	SR VP & DIVISION DIRECTOR 40 0	266,918	59,062	3,445
2510 Sam Noble Parkway Ardmore,OK 73401				
ZENGYU WANG 	SR VP & DIVISION DIRECTOR 40 0	221,329	57,153	5,104
2510 Sam Noble Parkway Ardmore,OK 73401				
STEVEN P RHINES 	VP & GENERAL COUNSEL 40 0	296,714	44,691	5,927
2510 Sam Noble Parkway Ardmore,OK 73401				
A JILL WALLACE 	VP & CHIEF FINANCIAL OFFICER 40 0	237,911	43,679	4,820
2510 Sam Noble Parkway Ardmore,OK 73401				
ELIZABETH ALDRIDGE 	SECRETARY 40 0	95,472	28,030	
2510 Sam Noble Parkway Ardmore,OK 73401				
CODY NOBLE 	TRUSTEE 6 0	29,500		
2510 Sam Noble Parkway Ardmore,OK 73401				
RUSSELL NOBLE 	TRUSTEE 6 0	30,000		
2510 Sam Noble Parkway Ardmore,OK 73401				
MARIANNE ROONEY 	TRUSTEE 6 0	26,500		
2510 Sam Noble Parkway Ardmore,OK 73401				
D RANDOLPH BROWN JR 	TRUSTEE 6 0	30,500		
2510 Sam Noble Parkway Ardmore,OK 73401				
JESSIE NANCE 	TRUSTEE 6 0	25,000		
2510 Sam Noble Parkway Ardmore,OK 73401				
STEPHEN YOUNG 	TRUSTEE 6 0	30,500		
2510 Sam Noble Parkway Ardmore,OK 73401				
SUSAN BROWN 	TRUSTEE 6 0	31,500		
2510 Sam Noble Parkway Ardmore,OK 73401				
JAMES C DAY 	TRUSTEE 6 0	30,000		
2510 Sam Noble Parkway Ardmore,OK 73401				
SAM DUBOSE 	TRUSTEE 6 0	28,500		
2510 Sam Noble Parkway Ardmore,OK 73401				
VIVIAN NOBLE DUBOSE 	TRUSTEE 6 0	31,500		
2510 Sam Noble Parkway Ardmore,OK 73401				
BILL GODDARD 	TRUSTEE 6 0	32,000		
2510 Sam Noble Parkway Ardmore,OK 73401				
SHELLEY DRU MULLINS 	TRUSTEE 6 0	28,000		924
2510 Sam Noble Parkway Ardmore,OK 73401				
GINGER DUBOSE 	TRUSTEE 6 0	25,500		935
2510 Sam Noble Parkway Ardmore,OK 73401				
PATRICK ROONEY 	TRUSTEE 6 0	10,000		
2510 Sam Noble Parkway Ardmore,OK 73401				
JAMES DAY 	TRUSTEE 6 0	23,750		
2510 Sam Noble Parkway Ardmore,OK 73401				
JACK WALDO 	TRUSTEE 6 0	23,750		
2510 Sam Noble Parkway Ardmore,OK 73401				
ANN NOBLE BROWN 	TRUSTEE EMERITUS 6 0	0		
2510 Sam Noble Parkway Ardmore,OK 73401				
DAVID R BROWN 	TRUSTEE EMERITUS 6 0	0		
2510 Sam Noble Parkway Ardmore,OK 73401				
JOHN SNODGRASS 	TRUSTEE EMERITUS 6 0	0		
2510 Sam Noble Parkway Ardmore,OK 73401				
E E NOBLE 	TRUSTEE EMERITUS 6 0	0		
2510 Sam Noble Parkway Ardmore,OK 73401				



**Form 990PF Part XV Line 3 - Grants and Contributions Paid During the Year or Approved for Future Payment**

Recipient	If recipient is an individual, show any relationship to any foundation manager or substantial contributor	Foundation status of recipient	Purpose of grant or contribution	Amount
Name and address (home or business)				
<b>a</b> <i>Paid during the year</i>				
A Chance To Change Foundation 5228 Classen Circle Oklahoma City, OK 73118	None	PC	A Chance to Succeed and Addiction Education Series	20,000
Arbuckle Life Solutions Inc Nine 10th Avenue NW Ardmore, OK 73401	None	PC	Renewed operating support	30,000
Association of Professional Oklahoma Educators Fou PO Box 639 Noble, OK 73068	None	PC	Renewed operating support	20,000
Atlanta Union Mission Corporation P O Box 1807 Atlanta, GA 30301	None	PC	Support for the men's and women's programs	20,000
Carter County CASA Inc 20 B Street SW Ste 401 Ardmore, OK 73401	None	PC	Operating support	10,000
Charles B Goddard Center for Visual and Performin P O Box 1624 Ardmore, OK 73402	None	PC	Operating support, art education outreach program,	35,000
Cities In Schools Inc 10 W Main Suite 313 Ardmore, OK 73401	None	PC	2016 Summer Day Camp	35,000
Colonial Williamsburg Foundation P O Box 1776 Williamsburg, VA 23187	None	PC	2015 Oklahoma Teachers Institute	12,000
Dean McGee Eye Institute 608 Stanton L Young Boulevard Oklahoma City, OK 73104	None	PC	Scientific Recruitment Fund facilities	75,000
Diabetes Solutions - OK Inc 3333 NW 63rd Suite 100 Oklahoma City, OK 73116	None	PC	Support for Camp Endres	7,500
Education and Employment Ministry Inc 14 NE 13th Street Oklahoma City, OK 73104	None	PC	Renewed operating support electronics system animatronics upgrade	15,000
Episcopal Diocese of Oklahoma 924 N Robinson Oklahoma City, OK 73102	None	PC	Tomorrow's Leaders The Campaign for St Crispin's	50,000
Family Shelter of Southern Oklahoma for Victims of PO Box 1408 Ardmore, OK 73402	None	PC	Shelter program and advocate support support	35,000
Gloria Ainsworth Child Care & Learning Center Inc 502 G Street NE Ardmore, OK 73401	None	PC	Operating support	40,000
Good Shepherd Community Clinic Inc Twenty 12th Avenue NW Ardmore, OK 73401	None	PC	Operating support	50,000
<b>Total . . . . . ► 3a</b>				1,564,043

**Form 990PF Part XV Line 3 - Grants and Contributions Paid During the Year or Approved for Future Payment**

Recipient  Name and address (home or business)	If recipient is an individual, show any relationship to any foundation manager or substantial contributor	Foundation status of recipient	Purpose of grant or contribution	Amount
<b>a</b> <i>Paid during the year</i>				
Great Expectations Foundation 717 North Grand Avenue Tahlequah, OK 74464	None	PC	Operating support	15,000
Hearts for Hearing 3525 NW 56th Street Suite A-150 Oklahoma City, OK 73112	None	PC	Give Hope capital and endowment campaign	25,000
Integris Baptist Medical Center Foundation 3030 Northwest Expressway St Suit Oklahoma City, OK 73112	None	PC	Arcadia Trails capital campaign	100,000
Intercollegiate Studies Institute Inc 3901 Centerville Road Wilmington, DE 19807	None	PC	ISI Society support at the University of Oklahoma	25,000
Murray State College Foundation Inc One Murray Campus Tishomingo, OK 73460	None	PC	2015/2016 agriculture scholarships	5,000
Myriad Gardens Foundation 301 West Reno Oklahoma City, OK 73102	None	PC	Tropical Conservatory capital campaign	50,000
Oklahoma Arts Institute 111 NW 9th Street Oklahoma City, OK 73102	None	PC	Support for the Summer Arts Institute	10,000
Oklahoma City Museum of Art 415 Couch Dr Steven PJ Wood Building Oklahoma City, OK 73102	None	PC	Digital projector/screen for educational art studi	6,000
Oklahoma Medical Research Foundation 825 NE 13th St Oklahoma City, OK 73104	None	PC	Cardiovascular researcher funding	50,000
Oklahoma School of Science and Mathematics Foundat 1141 North Lincoln Boulevard Oklahoma City, OK 73104	None	PC	Faculty retention bridge stipend program	15,000
Oklahoma State University Foundation PO Box 1749 Stillwater, OK 74076	None	PC	2015/2016 agriculture scholarships	10,000
Panhandle State Foundation PO Box 430 Goodwell, OK 73939	None	PC	2015/2016 agriculture scholarships	8,000
Philanthropy Roundtable 1730 M Street NW Suite 601 Washington, DC 20036	None	PC	Renewed operating support	10,000
Shiloh Summer Camp Inc 601 NE 63rd Oklahoma City, OK 73105	None	PC	Operating support	10,000
Southeastern Legal Foundation Inc 2255 Sewell Mill Road Suite 320 Marietta, GA 30062	None	PC	Operating support	25,000
<b>Total . . . . . ► 3a</b>				1,564,043

**Form 990PF Part XV Line 3 - Grants and Contributions Paid During the Year or Approved for Future Payment**

Recipient	If recipient is an individual, show any relationship to any foundation manager or substantial contributor	Foundation status of recipient	Purpose of grant or contribution	Amount
Name and address (home or business)				
<b>a</b> <i>Paid during the year</i>				
Southern Oklahoma Ambulance Service Inc 517 Grand Avenue Ardmore,OK 73401	None	PC	Healdton ambulance sub-station capital campaign	70,000
Southern Oklahoma Technology Center 2610 Sam Noble Parkway Ardmore,OK 73401	None	GOV	2015/2016 scholarships	4,600
Southwestern Diabetic Foundation Inc P O Box 1518 Gainesville,TX 76241	None	PC	Waterfront activity equipment	6,000
The MORE Foundation 301 W Main Suite 210 Ardmore,OK 73401	None	PC	Distribution from the Pettitt Educational Fund	64,675
United Way of South Central Oklahoma Inc P O Box 323 Ardmore,OK 73402	None	PC	Match for employees contribution 2016	28,037
Ardmore City Schools Enrichment Foundation PO Box 1709 Ardmore,OK 73402	None	PC	Grants to Teachers program	200
Barclay College Association Inc 607 N Kingman Haviland,KS 67059	None	PC	Annual Fund	200
Bishop Machebeuf High School Inc 458 Uinta Way Denver,CO 80230	None	PC	General support	2,000
Cameron University Foundation Inc 2800 West Gore Blvd Lawton,OK 73505	None	PC	KCCU Public Radio Station	2,575
College Heights Christian School 4311 East Newman Rd Joplin,MO 64801	None	PC	General operations	100
Colorado School of Mines Foundation Inc PO Box 4005 Development Golden,CO 80402	None	PC	General support	500
Colorado Seminary Attn Gift Processing Denver,CO 80291	None	PC	Pioneer Summer School Endowed Scholarship Fund	2,500
Colorado Seminary Attn Gift Processing PO Box 910585 Denver,CO 80291	None	PC	College of Engineering Building Campaign Fund	1,964
Colorado Seminary Attn Gift Processing PO Box 910585 Denver,CO 80291	None	PC	Men's Hockey Fund	350
Colorado State University Foundation 410 University Services Center PO Box 910585 Fort Collins,CO 80523	None	PC	the Diana W Anderson Scholarship Endowment	5,000
<b>Total . . . . .</b> ► <b>3a</b>				1,564,043

Form 990PF Part XV Line 3 - Grants and Contributions Paid During the Year or Approved for Future Payment

Recipient	If recipient is an individual, show any relationship to any foundation manager or substantial contributor	Foundation status of recipient	Purpose of grant or contribution	Amount
Name and address (home or business)				
<b>a</b> Paid during the year				
Cookson Hills Christian School 60416 Highway 10 Kansas, OK 74347	None	PC	General support	4,098
Corinth Education Foundation 8301 Mission Road Prairie Village, KS 66206	None	PC	Spanish Program & Social Worker at Corinth Element	100
Creighton University PO Box 30282 Omaha, NE 68178	None	PC	School of Law Program	5,000
Dewar Public School Foundation Inc PO Box 790 Dewar, OK 74431	None	PC	General support	500
Dickson Foundation for Excellence in Education Inc PO Box 994 Ardmore, OK 73402	None	PC	General support	120
Dickson Public Schools 4762 State Hwy 199 Ardmore, OK 73401	None	GOV	Boys Basketball Fund	335
Dickson Public Schools 4762 State Hwy 199 Ardmore, OK 73401	None	GOV	Baseball Fund	135
Dickson Public Schools 4762 State Hwy 199 Ardmore, OK 73401	None	GOV	Dickson Lower Elementary	100
Dickson Public Schools 4762 State Hwy 199 Ardmore, OK 73401	None	GOV	Library Resources - Upper Elementary	240
Duchesne Academy of the Sacred Heart 10202 Memorial Dr One Baylor Plaza MS BCM160 Houston, TX 77024	None	PC	General support	2,720
Duke University Alumni and Development Records Durham, NC 27708	None	PC	Trinity College Annual Fund - Financial Aid tsunami relief efforts	200
East Central University Foundation Inc 1100 E 14th PMB Y-8 Box 90581 Ada, OK 74820	None	PC	Ken Turner Athletic Campaign	10,000
Eden Theological Seminary 475 E Lockwood Ave St Louis, MO 63119	None	PC	General support	250
Episcopal School of Dallas Inc 4100 Merrell Rd Dallas, TX 75229	None	PC	Annual Fund	500
Fort Bend I S D Education Foundation 16431 Lexington Blvd Sugar Land, TX 77479	None	PC	2015 Moonlight Masquerade in Venice Gala	2,000
<b>Total . . . . .</b> ▶ <b>3a</b>				1,564,043

Form 990PF Part XV Line 3 - Grants and Contributions Paid During the Year or Approved for Future Payment

Recipient	If recipient is an individual, show any relationship to any foundation manager or substantial contributor	Foundation status of recipient	Purpose of grant or contribution	Amount
Name and address (home or business)				
<b>a</b> Paid during the year				
Fort Worth Country Day School Inc 4200 Country Day Lane Ft Worth, TX 76109	None	PC	Katherine Hooton Memorial Fund conditioner for Camp Sweeney cafeteria	1,500
Friends of Forman Christian College Inc 3434 Roswell Rd NW PO Box 1693 Atlanta, GA 30305	None	PC	4102 Forman Advance Fund	1,000
Good Shepherd Nativity Mission School Inc 353 Baronne St New Orleans, LA 70112	None	PC	General support Competition	7,500
Graceland University Development Office Suite 400 Lamoni, IA 50140	None	PC	Sustainability projects	3,000
Houston Christian High School Attn Development Office 1 University Place Houston, TX 77043	None	PC	Academics	1,500
John Brown University Office of University Advancement 2700 West Sam Houston Pkwy N Siloam Springs, AR 72761	None	PC	JBU Scholarship Fund	335
John Cooper School One John Cooper Drive 2000 W University The Woodlands, TX 77381	None	PC	Baseball Field Capital Improvement Project	5,250
John Cooper School One John Cooper Drive PO Box 910585 The Woodlands, TX 77381	None	PC	Annual Fund	1,250
Kanakuk Institute PO Box 1153 PO Box 910585 Branson, MO 65615	None	PC	General support	1,200
Lakewood High School Foundation 9700 W 8th Ave PO Box 910585 Lakewood, CO 80215	None	PC	Instrumental Music Program	500
Louisiana School of Math Science and the Arts Foun 715 University Pkwy PO Box 910585 Natchitoches, LA 71457	None	PC	General support	300
LSU Foundation 3838 West Lakeshore Dr PO Box 910585 Baton Rouge, LA 70808	None	PC	Ocmand-Welshons Family Scholarship	2,000
McAuliffe at Smiley Foundation 3480 Syracuse St Box 90581 Denver, CO 80238	None	PC	General support	500
McDade ISD PO Box 400 PMB Y-8 McDade, TX 78650	None	GOV	Athletics	500
Mississippi State University Foundation Inc PO Box 6149 Mississippi State, MS 39762	None	PC	College of Agriculture	250
<b>Total . . . . .</b> ▶ <b>3a</b>				1,564,043

Form 990PF Part XV Line 3 - Grants and Contributions Paid During the Year or Approved for Future Payment

Recipient	If recipient is an individual, show any relationship to any foundation manager or substantial contributor	Foundation status of recipient	Purpose of grant or contribution	Amount
Name and address (home or business)				
<b>a</b> Paid during the year				
Mississippi State University Foundation Inc PO Box 6149 Mississippi State, MS 39762	None	PC	College of Education	250
New City Fellowship 1483 82nd Street PO 30282 St Louis, MO 63132	None	PC	General support	10,000
Oak Hall Episcopal School 2815 N Mount Washington Rd Ardmore, OK 73401	None	PC	General support	4,025
Oklahoma School of Science Mathematics Foundation 1141 N Lincoln Blvd Oklahoma City, OK 73104	None	PC	Bridge Fund	1,000
Oklahoma State University Foundation PO Box 1749 Stillwater, OK 74076	None	PC	General Scholarship Fund	125
Oklahoma State University Foundation PO Box 1749 Stillwater, OK 74076	None	PC	Dean's Excellence Fund in Agriculture	150
Oklahoma State University Foundation PO Box 1749 Stillwater, OK 74076	None	PC	Foundation Seed Building Fund	250
Oklahoma State University Foundation PO Box 1749 Stillwater, OK 74076	None	PC	OSU Posse	2,191
Oklahoma State University Foundation PO Box 1749 Box 90581 Stillwater, OK 74076	None	PC	James E Motes Endowed Scholarship Fund (#21-24700	3,000
Penn State University 2583 Gateway Drive Suite 210 State College, PA 16801	None	GOV	David & Kathleen Stover Trustee Scholarship/EMS	10,000
Rockhurst University 1100 Rockhurst Road Suite 130 Kansas City, MO 64110	None	PC	Rockhurst Fund	250
Round Top - Carmine Education Foundation PO Box 85 1762 Clifton Road NE Ste 1400 Round Top, TX 78954	None	PC	General support	1,000
Sam Houston State University PO Box 2537 Huntsville, TX 77340	None	GOV	Randy Wallace Fund	2,500
Sentinel Public School PO Box 640 Sentinel, OK 73664	None	GOV	Sentinel FFA	120
South Dakota School of Mines and Technology Founda 306 East St Joseph Street Rapid City, SD 57701	None	PC	Tim Anderson Scholarship	5,000
<b>Total . . . . . ► 3a</b>				1,564,043

**Form 990PF Part XV Line 3 - Grants and Contributions Paid During the Year or Approved for Future Payment**

Recipient	If recipient is an individual, show any relationship to any foundation manager or substantial contributor	Foundation status of recipient	Purpose of grant or contribution	Amount
Name and address (home or business)				
<b>a</b> <i>Paid during the year</i>				
Southeastern Foundation 1405 N 4th Ste 200 Durant,OK 74701	None	PC	General Foundation Scholarship Fund	500
Southern Methodist University SMU Office of Development PMB 4187 Dallas,TX 75275	None	PC	Second Century Celebration	100
Southern Methodist University SMU Office of Development PO Box 750402 Dallas,TX 75275	None	PC	Ed Noble Endowed MBA Scholarship/Cox School of Bus	5,000
Southern Methodist University SMU Office of Development PO Box 750402 Dallas,TX 75275	None	PC	George W Bush Presidential Center Women's Initiat	20,000
Southern Methodist University SMU Office of Development PO Box 750402 Dallas,TX 75275	None	PC	BBA Business Scholars Program	5,000
Spring Branch Education Foundation 955 Campbell Rd PO Box 750402 Houston,TX 77024	None	PC	General support	200
St Agnes Academy Foundation Inc 9000 Bellaire Blvd 1 University Place Houston,TX 77036	None	PC	Academy Fund	1,000
St Cecilia Catholic School 11720 Joan of Arc 1 University Place Houston,TX 77024	None	PC	Annual Fund	3,500
St Johns Northwestern Military Academy Inc 1101 N Genesee St Delafield,WI 53018	None	PC	Excalibur Fundraiser	500
St Thomas High School 4500 Memorial Dr 535 Chestnut Road Room 300 Houston,TX 77007	None	PC	Annual Fund	10,000
Stephen F Austin State University Foundation Inc PO Box 6092 - SFA Station Houston TX 77018 Nacogdoches, TX 75962	None	PC	Thurman and Hazel Crawford Scholarship	1,500
Texas A&M Foundation 401 George Bush Drive 1 Harpst Street College Station, TX 77840	None	PC	Mary Anne & J W Kornegay Scholarship	10,000
Texas A&M Foundation 401 George Bush Drive PO Box 500 College Station, TX 77840	None	PC	JoAnn Ledlow Hobson Endowed Opportunity Award Scho	10,000
Texas A&M Foundation 401 George Bush Drive College Station, TX 77840	None	PC	Academic Support Fund	3,000
Texas Christian University University Advancement Ft Worth, TX 76129	None	PC	Daniel-Meyer Coliseum Renovation	1,940
<b>Total</b> . . . . .			<b>3a</b>	1,564,043

**Form 990PF Part XV Line 3 - Grants and Contributions Paid During the Year or Approved for Future Payment**

Recipient	If recipient is an individual, show any relationship to any foundation manager or substantial contributor	Foundation status of recipient	Purpose of grant or contribution	Amount
Name and address (home or business)				
<b>a</b> <i>Paid during the year</i>				
Texas Christian University University Advancement TCU Box 298240 Ft Worth, TX 76129	None	PC	TCU Fine Arts Gala	250
Texas Christian University University Advancement TCU Box 298240 Ft Worth, TX 76129	None	PC	M J Neeley School of Business	1,250
Texas Christian University University Advancement TCU Box 298240 Ft Worth, TX 76129	None	PC	AddRan College of Liberal Arts	1,250
Texas Christian University University Advancement TCU Box 298240 Ft Worth, TX 76129	None	PC	School of Social Work	100
The College of William & Mary Foundation PO Box 8795 TCU Box 298240 Williamsburg, VA 23187	None	PC	Geology Department Founders Fund Endowment	800
The MORE Foundation Inc 301 West Main St Ardmore, OK 73401	None	PC	Robert Starr Haile Memorial Scholarship Fund	100
The Regis School of the Sacred Heart 7330 Westview Dr Ste 210 Houston, TX 77055	None	PC	General support	5,670
The Westview School Inc 1900 Kersten Drive Houston, TX 77043	None	PC	Annual Fund	250
Thomas Aquinas College 10000 Ojai Rd PO Box 1402 Santa Paula, CA 93060	None	PC	Financial Aid	1,000
Trustees of Hamilton College 198 College Hill Rd Clinton, NY 13323	None	PC	Hamilton Annual Fund	100
Trustees of Purdue University Dick Sandy Dauch Alumni Center West Lafayette, IN 47907	None	PC	School of Chemical Engineering	5,000
University of Colorado Foundation 10901 W 120th Ave 403 W Wood St Broomfield, CO 80021	None	PC	Vertebrate Paleontology Graduate Student Support E	10,000
University of Colorado Foundation 10901 W 120th Ave Suite 200 Broomfield, CO 80021	None	PC	CU Foundation	750
University of Dallas 1845 East Northgate Dr Suite 200 Irving, TX 75062	None	PC	Annual Fund	100
University of Houston Foundation 4543 Post Oak Place 250 Houston, TX 77027	None	PC	UH-Mary Le Johnson Scholarship Endowment	5,000
<b>Total . . . . . ▶ 3a</b>				1,564,043




**Form 990PF Part XV Line 3 - Grants and Contributions Paid During the Year or Approved for Future Payment**

Recipient	If recipient is an individual, show any relationship to any foundation manager or substantial contributor	Foundation status of recipient	Purpose of grant or contribution	Amount
Name and address (home or business)				
<b>a</b> <i>Paid during the year</i>				
University of Houston Foundation 4543 Post Oak Place 250 Houston, TX 77027	None	PC	Houston Public Media	612
University of Illinois Foundation 1305 West Green St Urbana, IL 61801	None	PC	Dept of Crop Sciences Unrestricted Fund	450
University of Illinois Foundation 1305 West Green St 61 S Sandusky Street Urbana, IL 61801	None	PC	LAS Annual fund for Plant Biology	450
University of Illinois Foundation 1305 West Green St 500 W University Urbana, IL 61801	None	PC	College of Liberal Arts & Sciences Annual Fund	50
University of Illinois Foundation 1305 West Green St 500 W University Urbana, IL 61801	None	PC	College of ACES Annual Fund	50
University of Minnesota Foundation 200 Oak St SE Minneapolis, MN 55455	None	PC	UMM James Van Alstine Geology and Environmental Sc	4,500
University of Oklahoma Foundation Inc 100 Timberdell Rd Suite 500 Norman, OK 73019	None	PC	Associates of the University of Oklahoma	3,500
University of Oklahoma Foundation Inc 100 Timberdell Rd Norman, OK 73019	None	PC	Arts'Arts'Arts'	300
University of Oklahoma Foundation Inc 100 Timberdell Rd Norman, OK 73019	None	PC	Paul G Risser Scholarship	100
University of Oklahoma Foundation Inc 100 Timberdell Rd Norman, OK 73019	None	PC	Anne Hodges & H Wayne Morgan Fellowship	100
University of Oklahoma Foundation Inc 100 Timberdell Rd Norman, OK 73019	None	PC	Lester A Day Family Chair, The Mewbourne College	20,000
University of Oklahoma Foundation Inc 100 Timberdell Rd Norman, OK 73019	None	PC	Sooner Club	4,611
University of Oklahoma Foundation Inc 100 Timberdell Rd Norman, OK 73019	None	PC	Price College of Business - Finance Division	300
University of Oklahoma Foundation Inc 100 Timberdell Rd Norman, OK 73019	None	PC	Botany & Microbiology Centennial Legacy	120
University of Oklahoma Foundation Inc 100 Timberdell Rd Norman, OK 73019	None	PC	Pride of Oklahoma	110
<b>Total . . . . .</b> ▶ <b>3a</b>				1,564,043

Form 990PF Part XV Line 3 - Grants and Contributions Paid During the Year or Approved for Future Payment

Recipient	If recipient is an individual, show any relationship to any foundation manager or substantial contributor	Foundation status of recipient	Purpose of grant or contribution	Amount
Name and address (home or business)				
<b>a</b> Paid during the year				
University of Oklahoma Foundation Inc 100 Timberdell Rd One Old Main Norman, OK 73019	None	PC	Associates of the University Of Oklahoma	5,000
University of South Florida Foundation Inc 4202 E Fowler Ave ALC 100 Tampa, FL 33620	None	PC	Thomas E Pyle Memorial Fellowship in Marine Scien	10,000
University of Texas Foundation PO Box 250 403 W Wood Street Austin, TX 78767	None	PC	General support - UT at Dallas	5,000
University of Texas Foundation PO Box 250 403 W Wood Street Austin, TX 78767	None	PC	Jackson School of Geosciences - UT at Austin	1,400
Washington University Campus Box 1210 403 W Wood Street St Louis, MO 63130	None	PC	Dept of Biology in Arts & Sciences	1,000
Washington University Campus Box 1210 One Brookings Drive St Louis, MO 63130	None	PC	Program in Physical Therapy Resources	500
Washington University Campus Box 1210 One Brookings Drive St Louis, MO 63130	None	PC	Stephen Rose Scholarship in Physical Therapy Managers and Rural Appraisers Scholarship	500
West Virginia University Foundation Inc One Waterfront Place - 7th Floor One Brookings Drive Morgantown, WV 26501	None	PC	Mountaineer Athletic Club	960
Acosta-Torres Elis 2510 Sam Noble Parkway Ardmore, OK 73401	None	I	Noble Educational Fund	2,500
Banning Alexis 2510 Sam Noble Parkway Ardmore, OK 73401	None	I	Noble Educational Fund	5,000
Chen Junjun 2510 Sam Noble Parkway PMB 4187 Ardmore, OK 73401	None	I	Noble Educational Fund	2,500
Daniel Kaelyn 2510 Sam Noble Parkway Ardmore, OK 73401	None	I	Noble Educational Fund	5,000
Deacon Hanna 2510 Sam Noble Parkway PO Box 750402 Ardmore, OK 73401	None	I	Noble Educational Fund	5,000
Dethloff Caleb Zachary 2510 Sam Noble Parkway PO Box 750402 Ardmore, OK 73401	None	I	Noble Educational Fund	2,500
Donica Savannah 2510 Sam Noble Parkway Ardmore, OK 73401	None	I	Noble Educational Fund	5,000
<b>Total . . . . .</b> ▶ <b>3a</b>				1,564,043

Form 990PF Part XV Line 3 - Grants and Contributions Paid During the Year or Approved for Future Payment

Recipient	If recipient is an individual, show any relationship to any foundation manager or substantial contributor	Foundation status of recipient	Purpose of grant or contribution	Amount
Name and address (home or business)				
<b>a</b> <i>Paid during the year</i>				
Estevez Adriana 2510 Sam Noble Parkway Ardmore,OK 73401	None	I	Noble Educational Fund	5,000
Grant Raven-Deneice 2510 Sam Noble Parkway Ardmore,OK 73401	None	I	Noble Educational Fund	2,500
Guice Shawn 2510 Sam Noble Parkway Ardmore,OK 73401	None	I	Noble Educational Fund	5,000
Hemphill Rhyane Kaitlyn 2510 Sam Noble Parkway 11740 Joan of Arc Drive Ardmore,OK 73401	None	I	Noble Educational Fund	2,500
Huhman Ashley 2510 Sam Noble Parkway Ardmore,OK 73401	None	I	Noble Educational Fund	5,000
Hutto David Joseph 2510 Sam Noble Parkway Ardmore,OK 73401	None	I	Noble Educational Fund	2,500
Johnson Shelby Adrianna 2510 Sam Noble Parkway SFA Station Ardmore,OK 73401	None	I	Noble Educational Fund	2,500
Khurana Christiaan 2510 Sam Noble Parkway Ardmore,OK 73401	None	I	Noble Educational Fund	5,000
Knight Ian Scott 2510 Sam Noble Parkway Ardmore,OK 73401	None	I	Noble Educational Fund	5,000
Kornegay Matthew 2510 Sam Noble Parkway Ardmore,OK 73401	None	I	Noble Educational Fund	5,000
Lance Sara Elizabeth 2510 Sam Noble Parkway Ardmore,OK 73401	None	I	Noble Educational Fund Business	5,000
Lei Ziyang 2510 Sam Noble Parkway Ardmore,OK 73401	None	I	Noble Educational Fund	5,000
Mackey Aubrey 2510 Sam Noble Parkway Ardmore,OK 73401	None	I	Noble Educational Fund	5,000
Mackey Jared Carl 2510 Sam Noble Parkway Ardmore,OK 73401	None	I	Noble Educational Fund	5,000
Martin Jayci 2510 Sam Noble Parkway Ardmore,OK 73401	None	I	Noble Educational Fund	5,000
<b>Total</b> . . . . .  <b>3a</b>				1,564,043


Form 990PF Part XV Line 3 - Grants and Contributions Paid During the Year or Approved for Future Payment

Recipient	If recipient is an individual, show any relationship to any foundation manager or substantial contributor	Foundation status of recipient	Purpose of grant or contribution	Amount
Name and address (home or business)				
<b>a</b> Paid during the year				
Mays Jessica Michelle 2510 Sam Noble Parkway Ardmore,OK 73401	None	I	Noble Educational Fund	2,500
McDonald Danielle Oxford 2510 Sam Noble Parkway Ardmore,OK 73401	None	I	Noble Educational Fund	5,000
McDonald Lindsey Paige 2510 Sam Noble Parkway PO Box 41081 Ardmore,OK 73401	None	I	Noble Educational Fund	5,000
McFarlane Lauren Elizabeth 2510 Sam Noble Parkway Ardmore,OK 73401	None	I	Noble Educational Fund	2,500
McFarling Lee 2510 Sam Noble Parkway Ardmore,OK 73401	None	I	Noble Educational Fund	2,500
Miller Marissa Ryann 2510 Sam Noble Parkway 83 East Main Street 3rd Floor Ardmore,OK 73401	None	I	Noble Educational Fund	2,500
Mills Sara Elizabeth 2510 Sam Noble Parkway 394 South Milledge Ave Ardmore,OK 73401	None	I	Noble Educational Fund	2,500
Nelson Laura 2510 Sam Noble Parkway Ardmore,OK 73401	None	I	Noble Educational Fund	2,500
Nguyen Megan Tuyet 2510 Sam Noble Parkway 403 W Wood St Ardmore,OK 73401	None	I	Noble Educational Fund	2,500
Noland Ali (Dunn) 2510 Sam Noble Parkway Ardmore,OK 73401	None	I	Noble Educational Fund	5,000
Pierce Jordan 2510 Sam Noble Parkway Ardmore,OK 73401	None	I	Noble Educational Fund	2,500
Rogers Andrew 2510 Sam Noble Parkway 1305 W Green Street Ardmore,OK 73401	None	I	Noble Educational Fund	5,000
Rogers Matthew B 2510 Sam Noble Parkway 1305 W Green Street Ardmore,OK 73401	None	I	Noble Educational Fund Scholarship Fund	2,500
Rueter Jackson Kyle 2510 Sam Noble Parkway 1305 W Green Street Ardmore,OK 73401	None	I	Noble Educational Fund	5,000
Saha Raman 2510 Sam Noble Parkway 3rd Floor Ardmore,OK 73401	None	I	Noble Educational Fund	5,000
<b>Total . . . . . ► 3a</b>				1,564,043

**Form 990PF Part XV Line 3 - Grants and Contributions Paid During the Year or Approved for Future Payment**

Recipient	If recipient is an individual, show any relationship to any foundation manager or substantial contributor	Foundation status of recipient	Purpose of grant or contribution	Amount
Name and address (home or business)				
<b>a</b> <i>Paid during the year</i>				
Stalder Carly 2510 Sam Noble Parkway 100 Sturgill Development Bldg Ardmore,OK 73401	None	I	Noble Educational Fund	5,000
Steinke Amanda 2510 Sam Noble Parkway 200 Oak Street SW Ste 500 Ardmore,OK 73401	None	I	Noble Educational Fund	2,500
Steinke Craig 2510 Sam Noble Parkway 905 West 25th Street Ardmore,OK 73401	None	I	Noble Educational Fund Scholarship	5,000
Stewart Hailey Michelle 2510 Sam Noble Parkway 1305 West Green St Ardmore,OK 73401	None	I	Noble Educational Fund	2,500
Walker Katelyn Nicole 2510 Sam Noble Parkway 1305 West Green St Ardmore,OK 73401	None	I	Noble Educational Fund	5,000
Wen Yixuan 2510 Sam Noble Parkway 1305 West Green St Ardmore,OK 73401	None	I	Noble Educational Fund	2,500
Wong Sarah E 2510 Sam Noble Parkway 1305 West Green St Ardmore,OK 73401	None	I	Noble Educational Fund	5,000
Yoshiyasu Yuki 2510 Sam Noble Parkway Ardmore,OK 73401	None	I	Noble Educational Fund	5,000
Yue Spencer Tong 2510 Sam Noble Parkway Suite 500 Ardmore,OK 73401	None	I	Noble Educational Fund	5,000
Zhou Zhonghui 2510 Sam Noble Parkway Ardmore,OK 73401	None	I	Noble Educational Fund	2,500
Brame Megan Michelle 2510 Sam Noble Parkway Stop 8157 Ardmore,OK 73401	None	I	Sam Noble Scholarship	5,000
Chapman Luke Sterling 2510 Sam Noble Parkway Ardmore,OK 73401	None	I	Sam Noble Scholarship	5,000
Christian Allison Brooke 2510 Sam Noble Parkway Ardmore,OK 73401	None	I	Sam Noble Scholarship	5,000
Cleary Seth Charles 2510 Sam Noble Parkway Ardmore,OK 73401	None	I	Sam Noble Scholarship	5,000
Coffey Richard Seth 2510 Sam Noble Parkway Ardmore,OK 73401	None	I	Sam Noble Scholarship	3,125
<b>Total</b> . . . . . ► <b>3a</b>				1,564,043

Form 990PF Part XV Line 3 - Grants and Contributions Paid During the Year or Approved for Future Payment

Recipient	If recipient is an individual, show any relationship to any foundation manager or substantial contributor	Foundation status of recipient	Purpose of grant or contribution	Amount
Name and address (home or business)				
<b>a</b> <i>Paid during the year</i>				
Custer Jacob A 2510 Sam Noble Parkway Suite 100 300 East River Road Ardmore,OK 73401	None	I	Sam Noble Scholarship	5,000
Donaho Kylee 2510 Sam Noble Parkway PO Box 19198 Ardmore,OK 73401	None	I	Sam Noble Scholarship	2,500
Ferguson Jackson Scott 2510 Sam Noble Parkway PO Box 19198 Ardmore,OK 73401	None	I	Sam Noble Scholarship Mathematics-Geosciences Equipment & Field Trip Fund	2,500
Grace Tyler John 2510 Sam Noble Parkway PO Box 7458 Ardmore,OK 73401	None	I	Sam Noble Scholarship Scholarship in Geosciences	5,000
Harder Bethany Maria 2510 Sam Noble Parkway PO Box 7458 Ardmore,OK 73401	None	I	Sam Noble Scholarship Memorial Scholarship	5,000
Hardin Matthew Landon 2510 Sam Noble Parkway PO Box 7458 Ardmore,OK 73401	None	I	Sam Noble Scholarship Technology Support	1,250
Howe Samantha Marrienne 2510 Sam Noble Parkway PO Box 7458 Ardmore,OK 73401	None	I	Sam Noble Scholarship	2,500
Kuehny Grayson Lane 2510 Sam Noble Parkway 800 West Campbell Road AD13 Ardmore,OK 73401	None	I	Sam Noble Scholarship Environmental Sciences Fund	2,500
Mays Sarah 2510 Sam Noble Parkway 735 University Avenue Ardmore,OK 73401	None	I	Sam Noble Scholarship	3,125
McCauley Katie Elizabeth 2510 Sam Noble Parkway 800 S Tucker Drive Ardmore,OK 73401	None	I	Sam Noble Scholarship	3,125
McReynolds Elizabeth Hannah Marie 2510 Sam Noble Parkway 800 S Tucker Drive Ardmore,OK 73401	None	I	Sam Noble Scholarship Dr W C MacQuown, Jr	2,500
Morris Cody Wayne 2510 Sam Noble Parkway 800 S Tucker Drive Ardmore,OK 73401	None	I	Sam Noble Scholarship Sciences Scholarship Fund	1,250
Neal Jessica Diane 2510 Sam Noble Parkway 540 Arapeen Drive Suite 250 Ardmore,OK 73401	None	I	Sam Noble Scholarship	2,500
Niblett Michael Cole 2510 Sam Noble Parkway Ardmore,OK 73401	None	I	Sam Noble Scholarship Endowment	5,000
Robison Maranda M 2510 Sam Noble Parkway SPN10 Ardmore,OK 73401	None	I	Sam Noble Scholarship Fund	1,875
<b>Total . . . . .</b>  <b>3a</b>				1,564,043

Form 990PF Part XV Line 3 - Grants and Contributions Paid During the Year or Approved for Future Payment

Recipient	If recipient is an individual, show any relationship to any foundation manager or substantial contributor	Foundation status of recipient	Purpose of grant or contribution	Amount
Name and address (home or business)				
<b>a</b> Paid during the year				
Rogers Matthew Benjamin 2510 Sam Noble Parkway Ardmore,OK 73401	None	I	Sam Noble Scholarship	5,625
Runyan Dyson Thomas 2510 Sam Noble Parkway One Brookings Drive Ardmore,OK 73401	None	I	Sam Noble Scholarship	5,000
Savage Elijah Cole 2510 Sam Noble Parkway Suite 250 Ardmore,OK 73401	None	I	Sam Noble Scholarship	1,250
Shaw Wyatt Christopher 2510 Sam Noble Parkway One Brookings Drive Ardmore,OK 73401	None	I	Sam Noble Scholarship Cancer Center	2,500
Shelby Levi Jamison 2510 Sam Noble Parkway Ardmore,OK 73401	None	I	Sam Noble Scholarship	5,000
Spampinato Mark 2510 Sam Noble Parkway 1 Brookings Dr Ardmore,OK 73401	None	I	Sam Noble Scholarship	5,000
Stanglin Dakota W 2510 Sam Noble Parkway 1 Brookings Dr Ardmore,OK 73401	None	I	Sam Noble Scholarship	5,000
Stevens Hannah Laura 2510 Sam Noble Parkway Ardmore,OK 73401	None	I	Sam Noble Scholarship	5,000
Temple-Lee Mary Dwayna 2510 Sam Noble Parkway Ardmore,OK 73401	None	I	Sam Noble Scholarship	5,000
Upton Amanda Jo 2510 Sam Noble Parkway Ardmore,OK 73401	None	I	Sam Noble Scholarship	2,500
Vekony Steven Harmon 2510 Sam Noble Parkway Ardmore,OK 73401	None	I	Sam Noble Scholarship	5,000
<b>Total . . . . . ▶ 3a</b>				1,564,043

**Form 990PF Part XVI-A Line 11 - Other revenue:**

Enter gross amounts unless otherwise indicated	Unrelated business income		Excluded by section 512, 513, or 514		<b>(e)</b> Related or exempt function income (See the instructions )
<b>11</b> Other revenue	<b>(a)</b> Business code	<b>(b)</b> Amount	<b>(c)</b> Exclusion code	<b>(d)</b> Amount	
<b>a</b> ROYALTY INCOME			15	818,663	
<b>b</b> CLASS ACTION SETTLEMENTS			01	267,606	
<b>c</b> LOSS ON SALE OF EXEMPT ASSETS			01	-1,390,365	
<b>d</b> RECOVERED QUALIFYING DISTRIBUTIONS			01	4,189,649	
<b>e</b> OTHER MISCELLANEOUS INCOME			01	51	
<b>f</b> DEFERRED TAX BENEFIT			01	1,850,000	



**TY 2015 Accounting Fees Schedule****Name:** The Samuel Roberts Noble Foundation Inc**EIN:** 73-0606209

Category	Amount	Net Investment Income	Adjusted Net Income	Disbursements for Charitable Purposes
AUDIT AND TAX SERVICES	132,181	19,827		112,353
NET INVESTMENT INCOME ADJ				
ACCRUAL TO CASH ADJ				

## TY 2015 Compensation Explanation

**Name:** The Samuel Roberts Noble Foundation Inc

**EIN:** 73-0606209

Person Name	Explanation
RUSSELL NOBLE	ADDITIONAL COMPENSATION OF \$22,000 FOR SERVICES RENDERED IN ADDITION TO BOARD OF TRUSTEE SERVICES NOT INCLUDED
JESSIE NANCE	ADDITIONAL COMPENSATION OF \$500 FOR SERVICES RENDERED IN ADDITION TO BOARD OF TRUSTEE SERVICES NOT INCLUDED

**Note: To capture the full content of this document, please select landscape mode (11" x 8.5") when printing.**

# **TY 2015 Depreciation Schedule**

**Name:** The Samuel Roberts Noble Foundation Inc

**EIN:** 73-0606209

Description of Property	Date Acquired	Cost or Other Basis	Prior Years' Depreciation	Computation Method	Rate / Life (# of years)	Current Year's Depreciation Expense	Net Investment Income	Adjusted Net Income	Cost of Goods Sold Not Included
AIRCRAFT	2005-07-07	10,681,565	10,147,488	SL	10	534,077			
FENCE	2007-12-31	104,488	25,625	SL	20	5,225			
ROADS	2005-12-31	191,942	86,374	SL	20	9,597			
CAPITALIZED INT	2002-12-31	8,901,329	2,135,490	SL	35	422,692			
USC EQUIPMENT	2004-12-31	79,383	23,260	SL	15	6,283			
FURNITURE	2008-01-01	195,183	90,929	SL	10	22,367			
O&G ROYALTY	2001-05-01	54,160	44,936						
FINE ARTS	1990-01-01	1,491,683	1,076,027	SL	10	53,089			
BUILDINGS 15	2015-12-31	1,053,568		SL	35	2,659			
COMPUTERS 15	2015-12-31	263,821		SL	5	2,571			
EQUIPMENT 15	2015-12-31	1,717,379		SL	10	59,806			
CONST IN PROGRESS	2009-12-31	7,031,756	0						
AUTOMOBILES 15	2014-12-31	232,225		SL	5	13,209			
USC EQUIPMENT 15	2015-12-31	93,829		SL	20	521			
BUILDINGS	1990-01-01	78,414	67,233	SL	35	4,156			
BUILDINGS	1990-01-01	144,535,604	51,853,015	SL	35	4,086,353			
LAND	1990-01-01	13,074		L					
LAND	1990-01-01	9,452,308	0	L					
COMPUTERS	2008-12-31	462,133	455,570	SL	5	5,729			
COMPUTERS	2008-12-31	3,649,013	1,624,965	SL	5	507,170			

Description of Property	Date Acquired	Cost or Other Basis	Prior Years' Depreciation	Computation Method	Rate / Life (# of years)	Current Year's Depreciation Expense	Net Investment Income	Adjusted Net Income	Cost of Goods Sold Not Included
AUTOMOBILES	2002-01-01	188,547	188,547	SL	5				
AUTOMOBILES	2002-01-01	2,793,037	2,453,949	SL	5	137,420			
EQUIPMENT	1990-01-01	3,799,744	1,925,821	SL	10	217,878			
EQUIPMENT	1990-01-01	21,520,265	15,933,787	SL	10	1,245,562			

**TY 2015 ExplanOfLegisPoliticalActvts**

**Name:** The Samuel Roberts Noble Foundation Inc

**EIN:** 73-0606209

**Explanation:** THE FOUNDATION SOUGHT TO AMEND THE U.S. TAX CODE TO CREATE A NEW TYPE OF TAX-EXEMPT ORGANIZATION, AGRICULTURAL RESEARCH ORGANIZATIONS (AROS), FOR THE ACTIVE CONDUCT OF AGRICULTURAL RESEARCH. IT IS EXPECTED THAT THE FOUNDATION WILL BE ABLE TO SATISFY THE REQUIREMENTS FOR SUCH AN ORGANIZATION AND THEREBY QUALIFY AS A PUBLIC CHARITY RATHER THAN A PRIVATE FOUNDATION UNDER SECTION 509(A). THE PROPOSED AROS WOULD FACILITATE THE MOVEMENT OF PRIVATE WEALTH INTO THE CHARITABLE (AGRICULTURE) RESEARCH SECTOR; CREATE NEW DOMESTIC RESEARCH CAPACITY; COMPLEMENT PUBLIC AGRICULTURAL FUNDING AND RESEARCH; AND CREATE NEW DEVELOPMENT AND COLLABORATION OPPORTUNITIES WITH AFFILATED PUBLIC LAND-GRANT COLLEGES AND UNIVERSITIES AND/OR NON-LAND GRANT UNIVERSITIES OF AGRICULTURE. TO ACHIEVE THIS GOAL, THE FOUNDATION LOBBIED THE U.S. CONGRESS FOR THE NARROW PURPOSE OF ENACTING THIS LEGISLATION. PURSUANT TO THE WELL-RECOGNIZED SELF-DEFENSE EXCEPTION OR IRC SECTION 4945(E), THE LEGISLATION, AS ENACTED, IMPACTED BOTH THE POWERS AND DUTIES OF THE FOUNDATION AND THE DEDUCTIBILITY OF CONTRIBUTIONS TO THE FOUNDATION, THUS QUALIFYING THE FOUNDATION FOR THIS EXCEPTION. THE FOUNDATION'S LOBBYING EFFORTS DID NOT CONSTITUTE A SUBSTANTIAL ACTIVITY COMPARED TO ITS OVERALL ACTIVITIES IN ANY YEAR. BEFORE ENGAGING IN THESE ACTIVITIES, THE FOUNDATION CONSULTED WITH AND OBTAINED AN OPINION FROM OUTSIDE COUNSEL REGARDING THE PROPOSED ACTIVITIES, INCLUDING THE THEN-PROPOSED LEGISLATION, AND IRC SECTION 4945. THE LEGAL OPINION CONCLUDED THAT THE COSTS INCURRED BY THE FOUNDATION TO LOBBY FOR THE ENACTMENT OF THIS SPECIFIC LEGISLATION SHOULD NOT BE CONSIDERED TAXABLE EXPENDITURES PURSUANT TO THE SELF-DEFENSE EXCEPTION. IN 2012, THE FOUNDATION COMPLETED AN IRS EXAMINATION OF THE ORGANIZATION, AND THE IRS SPECIFICALLY REVIEWED THE FOUNDATION'S ACTIVITIES AS DESCRIBED IN THIS SECTION. THE IRS AFFIRMED THAT SUCH ACTIVITY WAS NOT CONSIDERED A TAXABLE EXPENDITURE. THE FOUNDATION'S LOBBYING ACTIVITIES CONCLUDED ON DECEMBER 18, 2015. THE PRESIDENT SIGNED INTO LAW THE PROTECTING AMERICANS FROM TAX HIKES ACT OF 2015, WHICH INCLUDED A PROVISION EQUAL TO THE CHARITABLE AGRICULTURAL RESEARCH ACT (S. 908). UPON SIGNING, THE LAW CREATED, IN PART, AROS. ANY APPLICANT CAN SEEK RECOGNITION OF TAX EXEMPTION AS AN ARO THROUGH A FORM 1023.

TY 2015 General Explanation Attachment

Name: The Samuel Roberts Noble Foundation Inc  
 EIN: 73-0606209

Identifier	Return Reference	Explanation
OVERVIEW OF DIRECT CHARITABLE ACTIVITIES PART IX-A	OVERVIEW OF DIRECT CHARITABLE ACTIVITIES PART IX-A	<p>The Samuel Roberts Noble Foundation, headquartered in Ardmore, Okla , is an independent, nonprofit institute conducting plant science research and agricultural programs to enhance agricultural productivity, w hich positively impacts agriculture regionally, nationally and internationally Founded in 1945, the Noble Foundation continues the vision of its founder, Lloyd Noble, to influence agriculture by exploring and improving production agriculture techniques and advancing plant science through research and discovery The Noble Foundation has become a leading plant and agricultural research institute that (a) conducts fundamental research for plant gene/trait discovery, (b) conducts fundamental research to produce critical, publicly available genomic/genetic resources for researchers w orldw ide, (c) performs translational and developmental research to incorporate innovations and discoveries into plants, (d) performs plant breeding and development, and (e)evalutes and assesses crops and technology in a production agricultural environment for performance and value assessment These research operations complement the Noble Foundation's agricultural programs, w hich involve long-term, professional relationships w ith regional agricultural producers to assist them in achieving their individual production, financial and quality-of-life goals The Noble Foundation's operations are conducted through three operating divisions Agricultural, Plant Biology and Forage Improvement The Noble Foundation employs more than 330 staff members in these operating divisions and their supporting groups, representing 20 or more countries Among these employees, approximately 90 hold doctorate level degrees These operations are based on an 800 acre campus w hich includes more than 500,000 square feet of research and administration space and a complementary 13,000 acres of farms offering different operating characteristics in southern Oklahoma In 2015, Noble Foundation agricultural consultants and scientists published more than 71 peer-review ed articles in scientifically respected journals and, received four (4) issued U S and international patents, and filed six (6) U S patent applications In furtherance of its charitable mission and its commitment to advance the fields of plant science and production agriculture, Noble Foundation agricultural consultants and scientists formally collaborate w ith a broad base of academic and government institutions, participating as a collaborating institution in the U S Department of Energy's BioEnergy Science Center at the Oak Ridge National Laboratory, and collaborating w ith institutions such as Oklahoma State University, Oklahoma Cooperative Extension, University of North Texas, Texas Agrilife Research, Texas AgriLife Extension Service, University of Georgia-Athens, Iowa State University, Cornell University, University of Kentucky, University of California-Los Angeles, University of Minnesota-Tw in Cities, University of Delaware, West Virginia University, University of Missouri-Columbia, University of Wisconsin, University of Tennessee, LSU Agricultural Center, Oklahoma Department of Agriculture, Food, and Forestry, University of Florida, Mississippi State University, Kansas State University, University of California-Berkley, and the University of Nebraska-Lincoln The Noble Foundation w as a founding member of the Association of Independent Plant Research Institutes (AIP), w hich furthers collaboration and close communication w ith other member institutions Boyce Thompson Institute for Plant Research, The Donald Danforth Plant Science Center, and the Plant Biology Department of the Carnegie Institute for Science In support of its research, the Noble Foundation receives public support from the National Science Foundation, the U S Department of Energy, the U S Department of Agriculture, the Oklahoma Center for the Advancement of Science and Technology, and National Aeronautics and Space Administration Moreover, through its youth outreach and education program, Noble Academy, The Noble Foundation is collaborating w ith a local private school, Oak Hall Episcopal School (Grades 7-8), and local public schools, including Plainview Middle School, Ardmore Middle School and Dickson Middle and High Schools Additionally, through Middle and High School teacher workshops, Noble Academy is reaching teachers (and their students) across the State of Oklahoma Outside of the traditional classroom setting, Noble Academey works w ith other nonprofit organizations, for example, 4-H, Oklahoma FFA (Future Farmers of America), and the Dallas Arboretum and Botanical Gardens, to share w ith urban and rural students in grades 7-12 the importance of agriculture and agricultural research through hands-on, interactive experiences In furtherance of developing and delivering these educational experiences, The Noble Foundation and Noble Academy further collaborate w ith the University of Oklahoma, The Oklahoma Department of Education, The Southern Oklahoma Technology Center (SOTC), The Oklahoma School for Science and Mathematics, and Oklahoma Farm Bureau Support for operations causes our funds spent for operating and administrative costs, as reported on Part I, to be higher than an exclusively granting foundation The calculation below show s how our administrative and operating costs are allocated into the operating groups Operating and administrative costs (Part I-Line 24) \$39,770,663 Amounts paid to acquire assets (Part XII-Line 2) \$8,383,537 and grants paid (Part I-Line 25) \$1,564,043 equal the total amount paid for charitable purposes of \$49,718,243 Direct charitable activities and administrative expenses for charitable purposes (Part IX-A) Agricultural division \$14,605,646, Forage Improvement division \$12,437,788, and Plant Biology division \$15,962,401 equal the total direct charitable activities of \$43,005,835 plus contributions, gifts, grants paid of \$1,564,043 equal total direct charitable activities and grants paid of \$44,569,878 Administrative expenses not related to direct operations are \$5,148,367 Administrative expenses as a percentage of funds spent for charitable purposes equals 10 36%</p>

Identifier	Return Reference	Explanation
OKLAHOMA LIFE SCIENCES FUND PART VII-B, LINE 5 (C), PAGE 6 &PART IX-B-LINE1	OKLAHOMA LIFE SCIENCES FUND PART VII-B, LINE 5 (C), PAGE 6 &PART IX-B-LINE1	<p>During the tax years 2002-2004 and 2006, the Foundation made grants to an organization other than a charitable organization described in section 509(a)(1), (2), or (3), or section 4940(d)(2) Those grants totaling \$1,502,539 90 were for program related investment in the Oklahoma Life Sciences Fund, LLC Following is the required expenditure responsibility report Name/address of Grantee Oklahoma Life Sciences Fund, LLC, 800 Research Pkwy STE 385, Oklahoma City, OK 73102 No grant funds were paid during the reporting period of 2015 The purpose of the grant (program-related investment) was to accomplish the charitable purpose of advancing research and development of technology in the life sciences The Foundation considers such an investment critical to advancing developments in the life-sciences field, so as to advance agricultural and medical research in Oklahoma, consistent with its exempt purpose The grantee expended the amounts as it received them from the Foundation to advance research in life sciences as discussed above To the knowledge of the Foundation, the grantee has not diverted any portion of the funds from the purpose of the grant The grantee provided the Foundation with reports and other information on the use of funds that enabled the Foundation to verify compliance with the terms of the grant, and the progress made by the grantee toward achieving the purposes for which the grant was made The Foundation believes that OLSF has complied with the terms of the grant, without exception At this point, all original capital of OLSF has been invested and it is a mature fund Reports and Information/Dates 2015 Annual Report Pursuant to Regulation 53 4945 received 07/19/2016 The Foundation's Vice President and General Counsel reviewed the reports upon receipt The investment was carried at cost at December 31, 2009 of \$1,502,540 Based on information provided by the administrator of the fund for the year ending December 31, 2010, the value was written down to \$388,557 No additional verification was considered necessary</p>

Identifier	Return Reference	Explanation
DEPRECIATION, AMORTIZATION & ACCRETION SCHEDULE PART I, LINE 19	DEPRECIATION, AMORTIZATION & ACCRETION SCHEDULE PART I, LINE 19	<p>The Samuel Roberts Noble Foundation, Inc 73-0606209 Depreciation, Amortization, and Accretion Schedule Depreciable Assets Section Description CONST IN PROGRESS Date in Service VARIOUS Cost Basis 7,031,756 Beginning Accumulated NONE Ending Accumulated NONE Method SL Life Current Depr Expense NONE Description AIRCRAFT Date in Service 07/07/2005 Cost Basis 10,681,565 Beginning Accumulated 10,147,488 Ending Accumulated 10,681,565 Method SL Life 10 Current Depr Expense 534,077 Description EQUIPMENT Date in Service VARIOUS Cost Basis 23,237,644 Beginning Accumulated 17,859,608 Ending Accumulated 17,239,155 Method SL Life 10 Current Depr Expense 1,523,246 Description AUTOMOBILES Date in Service VARIOUS Cost Basis 3,025,262 Beginning Accumulated 2,642,496 Ending Accumulated 2,604,578 Method SL Life 5 Current Depr Expense 150,629 Description COMPUTERS Date in Service VARIOUS Cost Basis 3,912,834 Beginning Accumulated 2,080,535 Ending Accumulated 2,134,706 Method SL Life 5 Current Depr Expense 515,470 Description FENCE Date in Service 12/31/2007 Cost Basis 104,488 Beginning Accumulated 25,625 Ending Accumulated 30,850 Method SL Life 20 Current Depr Expense 5,225 Description FURNITURE Date in Service VARIOUS Cost Basis 195,183 Beginning Accumulated 90,929 Ending Accumulated 113,296 Method SL Life 10 Current Depr Expense 22,367 Description FINE ARTS Date in Service VARIOUS Cost Basis 1,491,683 Beginning Accumulated 1,076,027 Ending Accumulated 1,129,116 Method SL Life 25 Current Depr Expense 53,089 Description ROADS Date in Service 12/31/2005 Cost Basis 191,942 Beginning Accumulated 86,374 Ending Accumulated 95,971 Method SL Life 20 Current Depr Expense 9,597 Description CAPITALIZED INT Date in Service 12/31/2002 Cost Basis 8,901,329 Beginning Accumulated 2,135,490 Ending Accumulated 2,558,182 Method SL Life 35 Current Depr Expense 422,692 Description USC EQUIPMENT Date in Service Various Cost Basis 173,212 Beginning Accumulated 23,260 Ending Accumulated 30,064 Method SL Life 15 Current Depr Expense 6,804 Description BUILDINGS Date in Service VARIOUS Cost Basis 145,589,172 Beginning Accumulated 51,920,248 Ending Accumulated 55,942,027 Method SL Life 35 Current Depr Expense 4,093,168 Description LAND Date in Service VARIOUS Cost Basis 9,452,308 Beginning Accumulated NONE Ending Accumulated NONE Method SL Life Current Depr Expense NONE Description NON PRODUCING PROP Date in Service VARIOUS Cost Basis 54,160 Beginning Accumulated Ending Accumulated Method SL Life Current Depr Expense NONE Total Current Depreciation 7,336,364</p>



Identifier	Return Reference	Explanation
GRANTS AND CONTRIBUTIONS PART 1 LINE 25 AND PART XV	GRANTS AND CONTRIBUTIONS PART 1 LINE 25 AND PART XV	No grants were made to organizations classified as Internal Revenue Code Section 509(a)(3) organizations

**TY 2015 Investments Corporate Bonds Schedule****Name:** The Samuel Roberts Noble Foundation Inc**EIN:** 73-0606209

<b>Name of Bond</b>	<b>End of Year Book Value</b>	<b>End of Year Fair Market Value</b>
TOTAL BEGINNING BOOK VALUE		
NEXTGEAR FLOORPLAN MASTER OWNE	431,847	431,847
FORD CREDIT AUTO OWNER TRUST 1	324,525	324,525
FORD CREDIT FLOORPLAN MASTER O	274,407	274,407
NISSAN AUTO RECEIVABLES OWNER	793,846	793,846
ARI FLEET LEASE TRUST 1.67%	602,057	602,057
WASHINGTON MUTUAL MORTGAGE PAS	62,742	62,742
SMALL BUSINESS ADMINISTRATION	322,955	322,955
JP MORGAN CHASE COMMERCIAL MOR	474,747	474,747
FANNIE MAE 5% 25 NOV 2028	54,618	54,618
FANNIE MAE 2.5% 25 FEB 2043	526,783	526,783
FANNIE MAE 4% 25 JAN 2039	129,546	129,546
FANNIE MAE 2.5% 25 OCT 2042	179,229	179,229
FREDDIE MAC 3.5% 15 APR 2041	76,345	76,345
FREDDIE MAC 1% 15 DEC 2032	136,841	136,841
FANNIE MAE 0.01% 25 AUG 2036	12,133	12,133
FANNIE MAE 0.01% 25 MAR 2042	46,500	46,500
FANNIE MAE 4% 25 AUG 2038	13,758	13,758
FREDDIE MAC 0.01% 15 MAR 203	381,019	381,019
FREDDIE MAC 4.5% 15 JUL 2039	82,663	82,663

Name of Bond	End of Year Book Value	End of Year Fair Market Value
FREDDIE MAC 2.5% 15 APR 2037	475,809	475,809
COUNTRYWIDE HOME LOANS 1% 25	121,504	121,504
BEAR STEARNS COMMERCIAL MORTGA	725,527	725,527
PROVIDENT FUNDING MORTGAGE LOA	157,610	157,610
WASHINGTON MUTUAL MORTGAGE PAS	265,299	265,299
INDYMAC INDX MORTGAGE LOAN TRU	154,461	154,461
WELLS FARGO MORTGAGE BACKED SE	163,527	163,527
PROVIDENT FUNDING MORTGAGE LOA	50,774	50,774
RESIDENTIAL ACCREDIT LOANS, IN	109,995	109,995
COUNTRYWIDE ALTERNATIVE LOAN T	177,360	177,360
SEQUOIA MORTGAGE TRUST 1% 20	41,137	41,137
WELLS FARGO MORTGAGE BACKED SE	73,871	73,871
JP MORGAN MORTGAGE TRUST 6.5%	130,325	130,325
BANC OF AMERICA COMMERCIAL MOR	401,753	401,753
BEAR STEARNS ALT A TRUST 1%	162,782	162,782
BEAR STEARNS COMMERCIAL MORTGA	453,805	453,805
CITIGROUP MORTGAGE LOAN TRUST	124,124	124,124
BEAR STEARNS COMMERCIAL MORTGA	946,106	946,106
JP MORGAN CHASE COMMERCIAL MOR	596,681	596,681
GCCFC COMMERCIAL MORTGAGE TRUS	232,944	232,944

Name of Bond	End of Year Book Value	End of Year Fair Market Value
MORGAN STANLEY REREMIC TRUST 1	332,025	332,025
MERRILL LYNCH MORTGAGE INVESTO	116,709	116,709
GCCFC COMMERCIAL MORTGAGE TRUS	522,938	522,938
MORGAN STANLEY REREMIC TRUST 1	184,975	184,975
JP MORGAN CHASE COMMERCIAL MOR	433,916	433,916
GOVERNMENT NATIONAL MORTGAGE A	83,754	83,754
DBRR TRUST 1% 18 DEC 2049	404,479	404,479
GOVERNMENT NATIONAL MORTGAGE A	556,281	556,281
GOVERNMENT NATIONAL MORTGAGE A	17,543	17,543
IMPAC CMB TRUST 1% 25 OCT 20	139,392	139,392
CITIGROUP MORTGAGE LOAN TRUST	239,446	239,446
COMM MORTGAGE TRUST 1% 10 DE	383,588	383,588
GCCFC COMMERCIAL MORTGAGE TRUS	332,024	332,024
CREDIT SUISSE FIRST BOSTON MOR	47,879	47,879
J.P. MORGAN ALTERNATIVE LOAN T	212,333	212,333
COUNTRYWIDE ALTERNATIVE LOAN T	208,206	208,206
GSR MORTGAGE LOAN TRUST 1% 2	270,510	270,510
STRUCTURED ADJUSTABLE RATE MOR	147,109	147,109
BEAR STEARNS ALT A TRUST 1%	307,056	307,056
BEAR STEARNS ADJUSTABLE RATE M	159,201	159,201

Name of Bond	End of Year Book Value	End of Year Fair Market Value
WAMU MORTGAGE PASS THROUGH CER	21,407	21,407
COBALT CMBS COMMERCIAL MORTGAG	608,469	608,469
FREDDIE MAC 0.01% 15 APR 203	15,789	15,789
FANNIEMAE STRIP 0.01% 25 JAN	11,356	11,356
FANNIE MAE 1% 25 APR 2018	14,523	14,523
FANNIE MAE 0.01% 25 JAN 2037	21,091	21,091
FANNIE MAE 5% 25 DEC 2018	22,335	22,335
ARES CAPITAL CORP 4.75% 15 J	312,638	312,638
JETBLUE 04 2 G1 PT TRUST 1%	63,786	63,786
CVS PASS THROUGH TRUST 6.943%	305,113	305,113
DELTA AIR LINES 2010 1B 6.375%	200,750	200,750
AT+T INC 0.01% 27 NOV 2022	778,650	778,650
EVERSOURCE ENERGY 3.15% 15 J	556,354	556,354
EXELON CORP 3.95% 15 JUN 202	266,645	266,645
SCHLUMBERGER HLDGS CORP 3% 2	408,651	408,651
CHEVRON CORP 1% 03 MAR 2022	306,320	306,320
FREEPORT MCMORAN OIL+GAS 6.125	142,467	142,467
CANADIAN NATL RESOURCES 1.75%	350,147	350,147
PACIFIC GAS + ELECTRIC 3.75%	150,364	150,364
ENTERPRISE PRODUCTS OPER 3.9%	326,554	326,554

Name of Bond	End of Year Book Value	End of Year Fair Market Value
DOMINION RESOURCES INC 1% 01	148,930	148,930
SEMPRA ENERGY 9.8% 15 FEB 20	307,363	307,363
NOBLE ENERGY INC 8.25% 01 MA	325,454	325,454
GENERAL ELEC CAP CORP 5.55%	90,482	90,482
REALTY INCOME CORP 6.75% 15	154,695	154,695
JPMORGAN CHASE + CO 6% 15 JA	356,420	356,420
AMERICAN EXPRESS CO 7% 19 MA	360,422	360,422
MORGAN STANLEY 6.625% 01 APR	187,507	187,507
GOLDMAN SACHS GROUP INC 7.5%	378,750	378,750
CATERPILLAR FINANCIAL SE 7.15%	291,064	291,064
AGRIBANK FCB 9.125% 15 JUL 2	822,055	822,055
CDP FINANCIAL 4.4% 25 NOV 20	540,320	540,320
WELLTOWER INC 6.125% 15 APR	405,465	405,465
MACQUARIE GROUP LTD 4.875% 1	349,827	349,827
KKR GROUP FINANCE CO 6.375%	845,304	845,304
GENERAL ELEC CAP CORP 5.3% 1	214,248	214,248
MURRAY ST INV TRUST I 1% 09	309,090	309,090
LIBERTY MUTUAL GROUP INC 4.95%	197,158	197,158
BOSTON PROPERTIES LP 3.85% 0	396,963	396,963
BLACKSTONE HOLDINGS FINA 4.75%	197,920	197,920

Name of Bond	End of Year Book Value	End of Year Fair Market Value
CARLYLE HOLDINGS FINANCE 3.875	624,848	624,848
LIBERTY MUTUAL GROUP INC 4.25%	193,053	193,053
KINDER MORGAN ENER PART 4.15%	328,727	328,727
HYUNDAI CAPITAL AMERICA 1.875%	265,366	265,366
BANK OF AMERICA CORP 2.6% 15	481,565	481,565
HCP INC 4.25% 15 NOV 2023	355,501	355,501
GOVERNMENT PROPERTIES IN 3.75%	306,394	306,394
GRAIN SPECTRUM FUND II 3.29%	238,986	238,986
PENNANTPARK INVESTMENT C 4.5%	161,164	161,164
AMERICAN EXPRESS CO 1% 29 MA	245,938	245,938
OCH ZIFF FINANCE CO LLC 4.5%	442,665	442,665
ALLY FINANCIAL INC 3.25% 13	293,525	293,525
CCO SAFARI II LLC 4.464% 23	407,573	407,573
MASSMUTUAL GLOBAL FUNDIN 2.35%	414,093	414,093
MORGAN STANLEY 3.7% 23 OCT 2	386,852	386,852
NEW YORK LIFE GLOBAL FDG 1.95%	346,064	346,064
CITIGROUP INC 1.7% 27 APR 20	307,918	307,918
WACHOVIA CORPORATION 1% 01 A	171,994	171,994
ACE INA HOLDINGS 2.3% 03 NOV	374,289	374,289
HCP INC 4% 01 DEC 2022	244,863	244,863

Name of Bond	End of Year Book Value	End of Year Fair Market Value
MCGRAW HILL FINANCIAL IN 3.3%	350,975	350,975
BLACKSTONE HOLDINGS FINA 6.625	470,321	470,321
CITIGROUP INC 1% 29 DEC 2049	319,002	319,002
PRUDENTIAL FINANCIAL INC 1%	219,838	219,838
BLACKSTONE HOLDINGS FINA 6.625	84,067	84,067
RAYMOND JAMES FINANCIAL 8.6%	132,359	132,359
SCOTTRADE FINANC SERVICE 6.125	426,161	426,161
INTL LEASE FINANCE CORP 3.875%	277,063	277,063
BAE SYSTEMS HOLDINGS INC 6.375	532,706	532,706
AMER AIRLN 13 1 A PASS T 4%	363,775	363,775
VIACOM INC 5.625% 15 SEP 201	341,248	341,248
CONTL AIRLINES 2012 1 A 4.15%	331,110	331,110
CONTL AIRLINES 2012 2 A 4% 2	367,758	367,758
CVS PASS THROUGH TRUST 8.353%	510,348	510,348
EMC CORP/MA 2.65% 01 JUN 202	186,524	186,524
NATIONAL RURAL UTIL COOP 1%	108,504	108,504
JABIL CIRCUIT INC 4.7% 15 SE	324,950	324,950
CONTL AIRLINES 2012 B 6.25%	235,185	235,185
FREEPORT MCMORAN INC 3.55% 0	52,780	52,780
ALCOA INC 6.15% 15 AUG 2020	180,688	180,688



Name of Bond	End of Year Book Value	End of Year Fair Market Value
CVS PASS THROUGH TRUST 7.507%	194,925	194,925
KINDER MORGAN INC/DELAWA 5%	396,354	396,354
ANADARKO PETROLEUM CORP 0.01%	360,000	360,000
CVS HEALTH CORP 2.8% 20 JUL	509,276	509,276
SPIRIT AIR 2015 1 PTT A 4.1%	300,425	300,425
MEDTRONIC INC 2.5% 15 MAR 20	339,393	339,393
HP ENTERPRISE CO 2.85% 05 OC	332,814	332,814
TIME WARNER INC 2.1% 01 JUN	392,828	392,828
AMERICAN AIRLINES 2013 2 4.95%	711,390	711,390
ROCHE HOLDING INC 2.875% 29	560,311	560,311
FREEPORT MCMORAN INC 4.55% 1	159,155	159,155
BURLINGTN NORTH SANTA FE 3%	404,779	404,779
ZIMMER BIOMET HOLDINGS 3.55%	236,128	236,128
21ST CENTURY FOX AMERICA 6.9%	486,140	486,140
ABBVIE INC 2.5% 14 MAY 2020	342,523	342,523
US AIRWAYS 1998 1A PASS 6.85%	105,388	105,388
COMCAST CABLE COMMUNICAT 8.875	474,763	474,763
COMCAST CABLE COMMUNICAT 9.455	276,128	276,128
BLUE CROSS BLUE SHIELD M 3.79%	306,131	306,131
NOBLE HOLDING INTL LTD 4% 16	194,687	194,687

Name of Bond	End of Year Book Value	End of Year Fair Market Value
SPIRIT AIR 2015 1 PTT B 4.45%	225,975	225,975
AIR LEASE CORP 2.625% 04 SEP	197,692	197,692
WYNDHAM WORLDWIDE CORP 5.1%	257,563	257,563
GENERAL ELECTRIC CO 1% 29 DE	246,000	246,000
ROCKIES EXPRESS PIPELINE 6.85%	196,000	196,000
VALERO ENERGY CORP 10.5% 15	113,083	113,083
ENERGY TRANSFER PARTNERS 9%	123,228	123,228
METLIFE INC 1% 29 DEC 2049	114,978	114,978
FRONTIER COMMUNICATIONS 8.875%	126,563	126,563
AT+T INC 2.45% 30 JUN 2020	259,992	259,992
VERIZON COMMUNICATIONS 4.5%	1,022,838	1,022,838
DRAWBRIDGE SPEC OPPOR FU 5%	310,400	310,400
VENTAS REALTY LP/CAP CRP 2.7%	534,445	534,445
AIR CANADA 2015 1B PTT 3.875%	63,050	63,050
AIR CANADA 2015 1A PTT 3.6%	313,470	313,470
CANADIAN PACIFIC RR CO 6.125%	60,778	60,778
AIR CANADA 2013 1B PTT 5.375%	157,749	157,749
GLENCORE FINANCE CANADA 5.8%	414,440	414,440
ROGERS COMMUNICATIONS IN 6.8%	549,126	549,126
PETROBRAS GLOBAL FINANCE 3.25%	55,500	55,500

Name of Bond	End of Year Book Value	End of Year Fair Market Value
ELECTRICITE DE FRANCE SA 2.15%	433,933	433,933
SIEMENS FINANCIERINGSMAT 2.15%	751,774	751,774
ECOPETROL SA 7.625% 23 JUL 2	195,260	195,260
MITSUBISHI UFJ TR + BANK 1.6%	233,418	233,418
GE CAPITAL INTL FUNDING 2.342%	229,073	229,073
ERICSSON LM 4.125% 15 MAY 20	343,449	343,449
ENSCO PLC 4.7% 15 MAR 2021	343,007	343,007
MYLAN NV 3% 15 DEC 2018	209,536	209,536
TSMC GLOBAL LTD 0.95% 03 APR	354,286	354,286
CITIBANK CREDIT CARD ISSUANCE	545,690	545,690
CITIBANK CREDIT CARD ISSUANCE	425,366	425,366
CITIBANK CREDIT CARD ISSUANCE	436,918	436,918
AMERICAN EXPRESS CREDIT ACCOUN	504,120	504,120
NEXTGEAR FLOORPLAN MASTER OWNE	582,992	582,992
SLM STUDENT LOAN TRUST 1% 15	316,218	316,218
ACE SECURITIES CORP. 1% 25 N	281,788	281,788
SLM STUDENT LOAN TRUST 1% 15	275,612	275,612
INVITATION HOMES TRUST 1% 17	624,991	624,991
SMALL BUSINESS ADMINISTRATION	438,141	438,141
AMERICAN HOMES 4 RENT 3.732%	309,390	309,390

Name of Bond	End of Year Book Value	End of Year Fair Market Value
DB MASTER FINANCE LLC 3.262%	206,234	206,234
STORE MASTER FUNDING LLC 5%	465,478	465,478
ARGENT SECURITIES INC. 1% 25	456,363	456,363
STORE MASTER FUNDING LLC 4.16%	417,791	417,791
DOMINOS PIZZA MASTER ISSUER LL	205,800	205,800
COMMONBOND STUDENT LOAN TRUST	410,087	410,087
INVITATION HOMES TRUST 1% 17	490,156	490,156
WENDYS FUNDING LLC 3.371% 15	201,467	201,467
INVITATION HOMES TRUST 1% 17	96,507	96,507
INVITATION HOMES TRUST 1% 17	347,388	347,388
SMALL BUSINESS ADMINISTRATION	359,773	359,773
ALLY MASTER OWNER TRUST 1.43%	1,801,514	1,801,514
SMALL BUSINESS ADMINISTRATION	727,161	727,161
SMALL BUSINESS ADMINISTRATION	724,488	724,488
SMALL BUSINESS ADMINISTRATION	1,672,426	1,672,426
SPIRIT MASTER FUNDING, LLC 3.8	219,262	219,262
SMALL BUSINESS ADMINISTRATION	254,263	254,263
SMALL BUSINESS ADMINISTRATION	546,869	546,869

**TY 2015 Investments Corporate Stock Schedule**

**Name:** The Samuel Roberts Noble Foundation Inc  
**EIN:** 73-0606209

Name of Stock	End of Year Book Value	End of Year Fair Market Value
TOTAL BEGINNING BOOK VALUE		
GOODYEAR TIRE + RUBBER CO	836,352	836,352
ALLISON TRANSMISSION HOLDING	160,518	160,518
MOBILEYE NV	1,674,288	1,674,288
JOHNSON CONTROLS INC	1,263,680	1,263,680
HARLEY DAVIDSON INC	167,943	167,943
FORD MOTOR CO	1,279,936	1,279,936
POOL CORP	640,585	640,585
ZOE S KITCHEN INC	209,990	209,990
BRINKER INTERNATIONAL INC	172,141	172,141
LA QUINTA HOLDINGS INC	306,021	306,021
POPEYES LOUISIANA KITCHEN IN	391,950	391,950
CHIPOTLE MEXICAN GRILL INC	2,351,265	2,351,265
STANLEY BLACK + DECKER INC	355,411	355,411
TRI POINTE GROUP INC	648,704	648,704
TORO CO	818,384	818,384
AMAZON.COM INC	1,149,013	1,149,013
PRICELINE GROUP INC/THE	3,569,860	3,569,860
AMAZON.COM INC	3,582,217	3,582,217
PRICELINE GROUP INC/THE	446,233	446,233
DISCOVERY COMMUNICATIONS A	466,900	466,900
TIME WARNER INC	1,293,400	1,293,400
NETFLIX INC	2,699,368	2,699,368
TIME WARNER CABLE	1,948,695	1,948,695
DISH NETWORK CORP A	337,362	337,362
COMCAST CORP CLASS A	1,411,371	1,411,371
LIBERTY INTERACTIVE CORP Q A	382,480	382,480
NEWS CORP CLASS A	73,146	73,146
TWENTY FIRST CENTURY FOX A	706,160	706,160
TWENTY FIRST CENTURY FOX B	231,455	231,455

Name of Stock	End of Year Book Value	End of Year Fair Market Value
EW SCRIPPS CO/THE A	468,730	468,730
TIME WARNER INC	905,380	905,380
NEWS CORP CLASS A	495,656	495,656
WALT DISNEY CO/THE	850,097	850,097
TARGET CORP	471,965	471,965
KOHL'S CORP	1,195,513	1,195,513
BURLINGTON STORES INC	365,294	365,294
TRACTOR SUPPLY COMPANY	940,500	940,500
LITHIA MOTORS INC CL A	688,022	688,022
TIFFANY + CO	602,691	602,691
MONRO MUFFLER BRAKE INC	559,559	559,559
BEST BUY CO INC	234,465	234,465
RENT A CENTER INC	163,173	163,173
OFFICE DEPOT INC	192,888	192,888
BED BATH + BEYOND INC	574,175	574,175
ASBURY AUTOMOTIVE GROUP	405,989	405,989
STAPLES INC	257,584	257,584
HOME DEPOT INC	780,275	780,275
VF CORP	460,650	460,650
COACH INC	294,570	294,570
UNDER ARMOUR INC CLASS A	1,781,481	1,781,481
NIKE INC CL B	850,000	850,000
PEPSICO INC	1,298,960	1,298,960
COCA COLA CO/THE	1,288,800	1,288,800
WAL MART STORES INC	1,042,100	1,042,100
SPROUTS FARMERS MARKET INC	165,390	165,390
BUNGE LTD	587,208	587,208
TREEHOUSE FOODS INC	361,308	361,308
POST HOLDINGS INC	591,395	591,395
WALGREENS BOOTS ALLIANCE INC	1,447,635	1,447,635

Name of Stock	End of Year Book Value	End of Year Fair Market Value
COLGATE PALMOLIVE CO	1,199,160	1,199,160
PROCTER + GAMBLE CO/THE	952,920	952,920
KIMBERLY CLARK CORP	1,909,500	1,909,500
ALTRIA GROUP INC	922,629	922,629
PHILIP MORRIS INTERNATIONAL	1,506,777	1,506,777
FMC TECHNOLOGIES INC	1,282,242	1,282,242
SCHLUMBERGER LTD	1,757,700	1,757,700
COBALT INTERNATIONAL ENERGY	781,380	781,380
NOBLE CORP PLC	18,454,883	18,454,883
MCDERMOTT INTL INC	137,350	137,350
SCHLUMBERGER LTD	1,360,125	1,360,125
ROWAN COMPANIES PLC A	186,450	186,450
BAKER HUGHES INC	784,550	784,550
WEATHERFORD INTERNATIONAL PL	201,360	201,360
PDC ENERGY INC	232,737	232,737
NATIONAL OILWELL VARCO INC	368,390	368,390
MARATHON OIL CORP	372,664	372,664
COMSTOCK RESOURCES INC	123,233	123,233
RANGE RESOURCES CORP	435,597	435,597
HESS CORP	479,952	479,952
OCCIDENTAL PETROLEUM CORP	1,487,420	1,487,420
CHEVRON CORP	485,784	485,784
DIAMONDBACK ENERGY INC	311,754	311,754
SYNERGY RESOURCES CORP	192,808	192,808
NOBLE ENERGY INC	57,043,651	57,043,651
KOSMOS ENERGY LTD	813,800	813,800
CONCHO RESOURCES INC	260,008	260,008
APACHE CORP	613,686	613,686
MEMORIAL RESOURCE DEVELOPMEN	310,322	310,322
CONOCOPHILLIPS	747,040	747,040

Name of Stock	End of Year Book Value	End of Year Fair Market Value
EXXON MOBIL CORP	1,106,890	1,106,890
CONOCOPHILLIPS	1,386,693	1,386,693
EOG RESOURCES INC	566,320	566,320
CABOT OIL + GAS CORP	574,925	574,925
ZIONS BANCORPORATION	166,530	166,530
BOK FINANCIAL CORPORATION	717,480	717,480
REGIONS FINANCIAL CORP	1,031,040	1,031,040
PRIVATEBANCORP INC	449,374	449,374
CIT GROUP INC	531,980	531,980
FIFTH THIRD BANCORP	305,520	305,520
BANCORPSOUTH INC	452,188	452,188
BANK OF THE OZARKS	565,081	565,081
COLUMBIA BANKING SYSTEM INC	510,244	510,244
CULLEN/FROST BANKERS INC	1,200,000	1,200,000
GLACIER BANCORP INC	795,900	795,900
COMERICA INC	903,528	903,528
CITIZENS FINANCIAL GROUP	1,186,407	1,186,407
BB+T CORP	567,150	567,150
POPULAR INC	1,235,624	1,235,624
PNC FINANCIAL SERVICES GROUP	1,369,605	1,369,605
BANK OF NEW YORK MELLON CORP	1,286,064	1,286,064
US BANCORP	1,066,750	1,066,750
SUNTRUST BANKS INC	736,848	736,848
BGC PARTNERS INC CL A	273,699	273,699
HOME BANCSHARES INC	540,739	540,739
TEXAS CAPITAL BANCSHARES INC	359,283	359,283
HANMI FINANCIAL CORPORATION	384,027	384,027
LENDINGCLUB CORP	1,516,060	1,516,060
SCHWAB (CHARLES) CORP	2,654,158	2,654,158
SANTANDER CONSUMER USA HOLDI	244,090	244,090



Name of Stock	End of Year Book Value	End of Year Fair Market Value
JPMORGAN CHASE + CO	924,420	924,420
SCHWAB (CHARLES) CORP	1,811,150	1,811,150
GOLDMAN SACHS GROUP INC	1,171,495	1,171,495
AMERICAN EXPRESS CO	660,725	660,725
BANK OF AMERICA CORP	1,556,775	1,556,775
WELLS FARGO + CO	2,065,680	2,065,680
CAPITAL ONE FINANCIAL CORP	1,912,770	1,912,770
PRA GROUP INC	403,098	403,098
JPMORGAN CHASE + CO	620,682	620,682
WELLS FARGO + CO	1,087,200	1,087,200
DEMANDWARE INC	269,040	269,040
WADDELL + REED FINANCIAL A	206,065	206,065
EURONET WORLDWIDE INC	768,482	768,482
CITIGROUP INC	1,237,446	1,237,446
JPMORGAN CHASE + CO	1,733,420	1,733,420
AMERICAN EXPRESS CO	1,343,706	1,343,706
STATE STREET CORP	1,248,895	1,248,895
BANK OF AMERICA CORP	1,100,514	1,100,514
WELLS FARGO + CO	1,572,635	1,572,635
CAPITAL ONE FINANCIAL CORP	1,180,143	1,180,143
ALLEGHANY CORP	348,889	348,889
WILLIS GROUP HOLDINGS PLC	971,400	971,400
METLIFE INC	699,045	699,045
AMERICAN INTERNATIONAL GROUP	1,350,946	1,350,946
BROWN + BROWN INC	808,920	808,920
ENSTAR GROUP LTD	171,046	171,046
WHITE MOUNTAINS INSURANCE GP	944,853	944,853
UNUM GROUP	565,930	565,930
KENNEDY WILSON HOLDINGS INC	378,128	378,128
HFF INC CLASS A	373,772	373,772

Name of Stock	End of Year Book Value	End of Year Fair Market Value
REGENERON PHARMACEUTICALS	4,560,108	4,560,108
BIOMARIN PHARMACEUTICAL INC	2,765,664	2,765,664
CHARLES RIVER LABORATORIES	547,858	547,858
CELGENE CORP	958,080	958,080
NEOGEN CORP	1,437,021	1,437,021
ALEXION PHARMACEUTICALS INC	3,643,325	3,643,325
NEOGEN CORP	407,509	407,509
EXACT SCIENCES CORP	258,578	258,578
BIOGEN INC	2,205,720	2,205,720
INCYTE CORP	1,518,300	1,518,300
AMGEN INC	892,815	892,815
MEDTRONIC PLC	461,520	461,520
THERMO FISHER SCIENTIFIC INC	127,665	127,665
THERMO FISHER SCIENTIFIC INC	1,985,900	1,985,900
MEDTRONIC PLC	665,358	665,358
MEDTRONIC PLC	1,630,704	1,630,704
CYNOSURE INC A	577,315	577,315
LDR HOLDING CORP	417,705	417,705
ILLUMINA INC	2,725,619	2,725,619
EDWARDS LIFESCIENCES CORP	1,863,928	1,863,928
CERNER CORP	1,943,491	1,943,491
CANTEL MEDICAL CORP	197,605	197,605
CIGNA CORP	1,024,310	1,024,310
OMNICELL INC	381,196	381,196
ADVISORY BOARD CO/THE	425,654	425,654
ACADIA HEALTHCARE CO INC	410,050	410,050
ANTHEM INC	362,544	362,544
UNITEDHEALTH GROUP INC	827,009	827,009
TEAM HEALTH HOLDINGS INC	134,742	134,742
EXPRESS SCRIPTS HOLDING CO	1,188,776	1,188,776

Name of Stock	End of Year Book Value	End of Year Fair Market Value
LIFEPOINT HEALTH INC	44,040	44,040
UNITEDHEALTH GROUP INC	811,716	811,716
MERCK + CO. INC.	628,558	628,558
ABBVIE INC	888,600	888,600
PFIZER INC	968,400	968,400
ABBOTT LABORATORIES	673,650	673,650
JOHNSON + JOHNSON	934,752	934,752
PRA HEALTH SCIENCES INC	261,434	261,434
MERCK + CO. INC.	792,300	792,300
TAPESTRY PHARMACEUTICALS INC	178	178
PFIZER INC	1,593,890	1,593,890
JOHNSON + JOHNSON	1,526,419	1,526,419
MERCK + CO. INC.	1,193,204	1,193,204
AKORN INC	553,942	553,942
ROCKWELL COLLINS INC	1,753,700	1,753,700
GENERAL DYNAMICS CORP	776,084	776,084
UNITED TECHNOLOGIES CORP	1,532,317	1,532,317
HEXCEL CORP	342,569	342,569
XPO LOGISTICS INC	174,400	174,400
FEDEX CORP	1,042,930	1,042,930
PGT INC	359,696	359,696
APOGEE ENTERPRISES INC	229,950	229,950
WATSCO INC	531,770	531,770
PHH CORP	528,120	528,120
FTI CONSULTING INC	458,552	458,552
HEALTHCARE SERVICES GROUP	603,077	603,077
MULTI COLOR CORP	125,900	125,900
HEADWATERS INC	342,967	342,967
WASTE CONNECTIONS INC	644,864	644,864
MASTEC INC	210,124	210,124

Name of Stock	End of Year Book Value	End of Year Fair Market Value
EMERSON ELECTRIC CO	1,127,831	1,127,831
INFINERA CORP	499,025	499,025
FRANKLIN ELECTRIC CO INC	713,592	713,592
ROPER TECHNOLOGIES INC	1,262,104	1,262,104
BELDEN INC	118,962	118,962
TYCO INTERNATIONAL PLC	385,072	385,072
HONEYWELL INTERNATIONAL INC	1,087,485	1,087,485
HONEYWELL INTERNATIONAL INC	738,454	738,454
VWR CORP	604,419	604,419
RELIANCE STEEL + ALUMINUM	868,650	868,650
DANAHER CORP W/D	399,384	399,384
CUMMINS INC	149,617	149,617
BARNES GROUP INC	321,518	321,518
DANAHER CORP W/D	1,486,080	1,486,080
DEERE + CO	665,074	665,074
NAVISTAR INTERNATIONAL CORP	635,596	635,596
KIRBY CORP	884,016	884,016
UNION PACIFIC CORP	641,240	641,240
NORFOLK SOUTHERN CORP	1,282,384	1,282,384
ACETO CORP	399,439	399,439
XURA INC	47,439	47,439
CORNING INC	992,604	992,604
JUNIPER NETWORKS INC	96,600	96,600
CIENA CORP	219,107	219,107
PALO ALTO NETWORKS INC	1,937,540	1,937,540
CORNING INC	595,928	595,928
CISCO SYSTEMS INC	950,425	950,425
ARRIS GROUP INC	1,228,914	1,228,914
NETAPP INC	448,357	448,357
EMC CORP/MA	1,284,000	1,284,000

Name of Stock	End of Year Book Value	End of Year Fair Market Value
TERADATA CORP	383,090	383,090
HP INC	806,067	806,067
APPLE INC	1,473,640	1,473,640
INTL BUSINESS MACHINES CORP	646,814	646,814
HEWLETT PACKARD ENTERPRIS	747,840	747,840
HEWLETT PACKARD ENTERPRIS	1,186,816	1,186,816
PERKINELMER INC	696,410	696,410
INGRAM MICRO INC CL A	504,308	504,308
AVNET INC	852,516	852,516
ADT CORP/THE	364,000	364,000
TE CONNECTIVITY LTD	812,471	812,471
ALPHABET INC CL C	2,086,920	2,086,920
ALPHABET INC CL A	4,745,861	4,745,861
PROOFPOINT INC	422,565	422,565
LOGMEIN INC	469,700	469,700
ALPHABET INC CL C	676,921	676,921
ALPHABET INC CL A	692,429	692,429
EBAY INC	274,800	274,800
AKAMAI TECHNOLOGIES INC	526,300	526,300
EBAY INC	52,212	52,212
ALPHABET INC CL C	1,026,765	1,026,765
ALPHABET INC CL A	583,508	583,508
ATHENAHEALTH INC	2,092,610	2,092,610
LINKEDIN CORP A	4,501,600	4,501,600
FACEBOOK INC A	7,305,268	7,305,268
CDW CORP/DE	441,420	441,420
FAIR ISAAC CORP	533,059	533,059
RITCHIE BROS AUCTIONEERS	428,917	428,917
VISA INC CLASS A SHARES	8,685,600	8,685,600
ON SEMICONDUCTOR CORP	575,260	575,260

Name of Stock	End of Year Book Value	End of Year Fair Market Value
MAXIM INTEGRATED PRODUCTS	486,400	486,400
MARVELL TECHNOLOGY GROUP LTD	550,368	550,368
TEXAS INSTRUMENTS INC	1,135,115	1,135,115
INTEL CORP	720,005	720,005
RAMBUS INC	425,295	425,295
QUALCOMM INC	1,114,166	1,114,166
ORACLE CORP	1,281,107	1,281,107
MICROSOFT CORP	1,593,940	1,593,940
SYMANTEC CORP	333,900	333,900
INTERACTIVE INTELLIGENCE GRO	334,309	334,309
SPS COMMERCE INC	441,270	441,270
ACI WORLDWIDE INC	509,641	509,641
SPLUNK INC	2,317,114	2,317,114
GUIDEWIRE SOFTWARE INC	305,312	305,312
CALLIDUS SOFTWARE INC	237,603	237,603
SALESFORCE.COM INC	7,016,800	7,016,800
ADOBE SYSTEMS INC	3,842,146	3,842,146
VMWARE INC CLASS A	147,082	147,082
SYNOPSYS INC	378,563	378,563
CADENCE DESIGN SYS INC	176,885	176,885
MICROSOFT CORP	2,008,376	2,008,376
SYMANTEC CORP	945,000	945,000
ADOBE SYSTEMS INC	1,456,070	1,456,070
MICROSOFT CORP	898,776	898,776
NATIONAL INSTRUMENTS CORP	559,455	559,455
PAYPAL HOLDINGS INC	615,400	615,400
TAKE TWO INTERACTIVE SOFTWRE	583,047	583,047
MANHATTAN ASSOCIATES INC	453,265	453,265
MONSANTO CO	2,561,520	2,561,520
CAMBREX CORP	419,807	419,807

Name of Stock	End of Year Book Value	End of Year Fair Market Value
CELANESE CORP SERIES A	605,970	605,970
MONSANTO CO	985,200	985,200
FMC CORP	939,120	939,120
DU PONT (E.I.) DE NEMOURS	1,665,000	1,665,000
AIR PRODUCTS + CHEMICALS INC	1,496,265	1,496,265
ECOLAB INC	729,173	729,173
SUMMIT MATERIALS INC CL A	386,980	386,980
BALL CORP	654,570	654,570
JARDEN CORP	1,927,800	1,927,800
KAPSTONE PAPER AND PACKAGING	155,645	155,645
VERIZON COMMUNICATIONS INC	1,382,902	1,382,902
AT+T INC	916,579	916,579
SPRINT CORP	322,462	322,462
PPL CORP	191,128	191,128
NRG ENERGY INC	854,502	854,502
CALPINE CORP	1,331,240	1,331,240
GREAT PLAINS ENERGY INC	1,045,973	1,045,973
DUKE ENERGY CORP	1,082,272	1,082,272
CRITEO SA SPON ADR	497,970	497,970
BP PLC SPONS ADR	1,437,960	1,437,960
CAIRN ENERGY PLC UNSPON ADR	978,449	978,449
OPHIR ENERGY PLC UNSP ADR	1,170,086	1,170,086
AEGON N.V. NY REG SHR	312,009	312,009
TEVA PHARMACEUTICAL SP ADR	1,509,064	1,509,064
SANOFI ADR	1,407,024	1,407,024
ASTRAZENECA PLC SPONS ADR	274,995	274,995
NOVARTIS AG SPONSORED ADR	1,617,552	1,617,552
SANOFI ADR	1,204,649	1,204,649
EMBRAER SA SPON ADR	398,790	398,790
ROYAL MAIL PLC UNSP ADR	911,222	911,222

Name of Stock	End of Year Book Value	End of Year Fair Market Value
BAIDU INC SPON ADR	4,971,752	4,971,752
ALIBABA GROUP HOLDING SP ADR	4,941,216	4,941,216
CRH PLC SPONSORED ADR	1,427,455	1,427,455
HOPLITE OFFSHORE FUND LTD	11,356,505	11,356,505
TEMPLETON GLOBAL BOND FUND/UNI	20,087,446	20,087,446
VONTOBEL GLOBAL EMERGING MKTS	21,790,837	21,790,837
WTC CTF DIVERSIFIED INFLATION	19,858,333	19,858,333
ACADIAN INT L SMALL CAP FUND	7,225,990	7,225,990
DODGE AND COX INTERNATIONAL	33,249,385	33,249,385
SHEPHERD SELECT ASSET LTD	109,933	109,933
VANGUARD WELLESLEY INCOME FUND	1,125,349	1,125,349
2 C AN FIR TREE INT	31,103	31,103
VANGUARD WELLINGTON FUND	1,233,701	1,233,701
FIR TREE INTERNATIONAL VALUE	8,815,094	8,815,094
PYRFORD INTERNATIONAL TRUST	42,149,069	42,149,069
BLACROCK STRATEGIC	14,641,453	14,641,453
STAG INDUSTRIAL INC	378,594	378,594
GEO GROUP INC/THE	367,157	367,157
CUBESMART	494,819	494,819
CORRECTIONS CORP OF AMERICA	153,642	153,642
SOVRAN SELF STORAGE INC	648,689	648,689
LASALLE HOTEL PROPERTIES	297,140	297,140



**TY 2015 Investments Government Obligations Schedule****Name:** The Samuel Roberts Noble Foundation Inc**EIN:** 73-0606209**US Government Securities - End of  
Year Book Value:**

14,816,079

**US Government Securities - End of  
Year Fair Market Value:**

14,816,079

**State & Local Government  
Securities - End of Year Book  
Value:**

3,067,915

**State & Local Government  
Securities - End of Year Fair  
Market Value:**

3,067,915

## TY 2015 Investments - Land Schedule

**Name:** The Samuel Roberts Noble Foundation Inc

**EIN:** 73-0606209

Category/ Item	Cost/Other Basis	Accumulated Depreciation	Book Value	End of Year Fair Market Value
O&G ROYALTY	54,160	44,936	9,224	

**TY 2015 Investments - Other Schedule**

**Name:** The Samuel Roberts Noble Foundation Inc  
**EIN:** 73-0606209

Category/ Item	Listed at Cost or FMV	Book Value	End of Year Fair Market Value
TOTAL BEGINNING BOOK VALUE	FMV		
OAKTREE OPPORTUNITIES FUND	FMV	9,359,443	9,359,443
AVALON VENTURES XI LP	FMV	223,628	223,628
WEXFORD C 0000E1	FMV	7,716,758	7,716,758
ACCELE VENTURE PARTNERS I LP	FMV	1,324,840	1,324,840
HARRISON STREET REP V LP	FMV	2,111,695	2,111,695
ELLIOTT INTERNATIONAL LIMITED	FMV	24,002,845	24,002,845
REALITY ASSOCIATES THE	FMV	4,905,275	4,905,275
SHEPHERD SPECIAL INV HOLDBACK	FMV	6,330	6,330
SHEPHERD INVESTMENTS INTL LTD	FMV	55,113	55,113
NB SECONDARY OPP FUND III	FMV	3,726,533	3,726,533
FIR TREE NM 0114	FMV	17,595	17,595
FIR TREE INTL VALUE FUND LP	FMV	168,453	168,453
ANCHORAGE CAPITAL PARTNERS	FMV	15,246,848	15,246,848
SILCHESTER INTL VALUE EQUITY	FMV	54,122,639	54,122,639
CANADIAN GRIZZLY HOLDINGS SPI	FMV	183,399	183,399
RELIANCE INVESTORS LLC SPI	FMV	34,225	34,225
WINDSOR OHIO SPI	FMV	13,683	13,683
WALTON STREET REAL EST LP	FMV	4,066,318	4,066,318
PELHAM LONG SHORT FUND LTD	FMV	11,584,880	11,584,880
SHEPHERD INVESTMENT HOLDBACK	FMV	113,130	113,130
HARRISON STRRET REAL ESTATE	FMV	1,719,082	1,719,082
OZ ASIA OVERSEAS FUND LTD	FMV	17,491,578	17,491,578
KING STREET CAPITAL LP	FMV	19,205,105	19,205,105
MONDRIAN FOCUSED EMERGING MARK	FMV	18,919,849	18,919,849
DAVIDSON KEMPNER INSTITUTIONAL	FMV	20,380,886	20,380,886
AURELIUS CAPITAL INTL LTD	FMV	19,525,874	19,525,874

# TY 2015 Land, Etc. Schedule

**Name:** The Samuel Roberts Noble Foundation Inc

**EIN:** 73-0606209

Category / Item	Cost / Other Basis	Accumulated Depreciation	Book Value	End of Year Fair Market Value
AIRCRAFT				
FENCE	104,488	30,850	73,638	
ROADS	191,942	95,971	95,971	
CAPITALIZED INT	8,901,329	2,558,182	6,343,147	
USC EQUIPMENT	79,383	29,543	49,840	
FURNITURE	195,183	113,296	81,887	
FINE ARTS	1,491,683	1,129,116	362,567	
BUILDINGS 15	1,053,568	2,659	1,050,909	
COMPUTERS 15	263,821	2,571	261,250	
EQUIPMENT 15	1,717,379	59,806	1,657,573	
CONST IN PROGRESS	7,031,756	0	7,031,756	
AUTOMOBILES 15	232,225	13,209	219,016	
USC EQUIPMENT 15	93,829	521	93,308	
BUILDINGS				
BUILDINGS	144,535,604	55,939,368	88,596,236	
LAND				
LAND	9,452,308	0	9,452,308	
COMPUTERS				
COMPUTERS	3,649,013	2,132,135	1,516,878	
AUTOMOBILES				
AUTOMOBILES	2,793,037	2,591,369	201,668	
EQUIPMENT				
EQUIPMENT	21,520,265	17,179,349	4,340,916	

**TY 2015 Legal Fees Schedule****Name:** The Samuel Roberts Noble Foundation Inc**EIN:** 73-0606209

<b>Category</b>	<b>Amount</b>	<b>Net Investment Income</b>	<b>Adjusted Net Income</b>	<b>Disbursements for Charitable Purposes</b>
EMPLOYEE BENEFIT PLANS	20,196			20,196
EMPLOYEE MATTERS	1,833			1,833
GENERAL MATTERS	51,421			51,421
EMPLOYEE IMMIGRATION SUPPORT	52,430			52,430
INTELLECTUAL PROPERTY/PATENTS	145,945			145,945
ACCRUAL TO CASH ADJUSTMENT				5,698

**TY 2015 Other Assets Schedule****Name:** The Samuel Roberts Noble Foundation Inc**EIN:** 73-0606209

Description	Beginning of Year - Book Value	End of Year - Book Value	End of Year - Fair Market Value
PROGRAM RELATED INVESTMENTS	388,557	388,557	388,557
INTEREST/DIVIDENDS RECEIVABLE	1,021,371	1,008,219	1,008,219

TY 2015 Other Expenses Schedule

Name: The Samuel Roberts Noble Foundation Inc  
 EIN: 73-0606209

Description	Revenue and Expenses per Books	Net Investment Income	Adjusted Net Income	Disbursements for Charitable Purposes
MEMBERSHIPS/DUES	190,858	5,732		175,047
PHOTOGRAPHY/GRAPHIC SUPPLIES	10,108			10,108
UNIFORMS/LAUNDRY	17,581			17,581
TRAINING/EMPLOYEE RELATIONS	327,723			330,710
COMMUNITY SUPPORT	128,049			128,049
PROPERTY INSURANCE	456,359			471,852
OFFICE/POSTAGE/PHOTCOPIER	198,337			198,138
LICENSE/PERMIT/BANK FEES	46,752			46,418
CREDIT FACILITY FEES	45,300			60,633
MACHINE HIRE/CONTRACT LABOR	265,300			272,291
EQUIPMENT MAINT AND REPAIR	1,084,377			1,136,517
FACILITY MAINTENANCE & REPAIR	332,261			332,554
ROAD/LAND/FENCE MTC & REPAIR	37,434			48,141
EQUIPMENT/LAND LEASE	14,261			17,280
LAWN/SAFETY SUPPLIES	64,619			66,286
MATERIALS & SUPPLIES	1,642,375			1,841,723
FOOD SERVICE	22,804			23,057
VEHICLE OPERATIONS	711,685			687,592
LIBRARY SERVICES	56,405			55,951
COMPUTER/TECHNOLOGY	685,578			681,869
RECRUITING	320,744			364,904
FEED/SEED/FERTILIZER	272,206			279,583
VETERINARY	51,561			51,561
TESTING/EVALUATION SERVICES	147,581			149,741
COOPERATIVE RESEARCH PROGRAM	1,935,579			1,881,127
NON RESIDENT FELLOWS PROGRAM	162,515			162,515
SMALL EQUIPMENT UNDER \$5000	1,556,916			1,692,584
OTHER K-1 EXPENSES		1,233,881		
LESS EXPENSE ALLOCATED TO PRGM			6,454,809	-6,347,466
OIL AND GAS DEPLETION		40,700		

**TY 2015 Other Income Schedule****Name:** The Samuel Roberts Noble Foundation Inc**EIN:** 73-0606209

Description	Revenue And Expenses Per Books	Net Investment Income	Adjusted Net Income
Royalty Income	818,663	818,663	
Cattle and Pecan and Other Farm Sales	1,413,604		1,413,604
Educational Seminars-Registrations	15,740		15,740
Other Program Revenue	4,916,446		4,916,446
Loss on Sale of Exempt Assets	-1,390,365		
Other Portfolio Income		93,007	
Class Action Settlements	267,606	267,606	
External Core Service	109,019		109,019
K-1 Ordinary income		294,243	
Recovered Qualifying Distribution	4,189,649		
Other Misc Income	51		
Deferred Tax Benefit	1,850,000		
K-1 Rental Real Estate Loss		-4,251	



**TY 2015 Other Increases Schedule****Name:** The Samuel Roberts Noble Foundation Inc**EIN:** 73-0606209

Description	Amount
CHANGE IN UNREALIZED GAIN/LOSS ON INVEST	-90,713,858

**TY 2015 Other Liabilities Schedule****Name:** The Samuel Roberts Noble Foundation Inc**EIN:** 73-0606209

Description	Beginning of Year - Book Value	End of Year - Book Value
ACCRUED PENSION COST	27,825,754	20,534,325
ACCRUED POSTRETIREMENT MEDICAL	3,547,699	2,887,007
DEFERRED TAX LIABILITY	5,100,000	3,250,000

**TY 2015 Other Professional Fees Schedule****Name:** The Samuel Roberts Noble Foundation Inc**EIN:** 73-0606209

<b>Category</b>	<b>Amount</b>	<b>Net Investment Income</b>	<b>Adjusted Net Income</b>	<b>Disbursements for Charitable Purposes</b>
INVESTMENT MANAGER FEES	4,136,325	4,136,325		
PROFESSIONAL ADVISORY SERVICES	1,633,562			1,633,562
ACCRUAL TO CASH ADJUSTMENT				-17,783

**TY 2015 Taxes Schedule****Name:** The Samuel Roberts Noble Foundation Inc**EIN:** 73-0606209

Category	Amount	Net Investment Income	Adjusted Net Income	Disbursements for Charitable Purposes
FOREIGN TAXES-INT'L INVESTMENT		463,265		
990PF EXCISE TAX	1,072,964			
720 EXCISE TAX	1,566			1,566