




See a Social Security Number? Say Something!  
Report Privacy Problems to <https://public.resource.org/privacy>  
Or call the IRS Identity Theft Hotline at 1-800-908-4490



For calendar year 2015, or tax year beginning 01-01-2015 , and ending 12-31-2015

Name of foundation THE JOE W & DOROTHY D BROWN FOUNDATION		<b>A Employer identification number</b> 72-6027232	
Number and street (or P O box number if mail is not delivered to street address) 320 HAMMOND HWY		Room/suite	<b>B</b> Telephone number (see instructions) (504) 834-3433
City or town, state or province, country, and ZIP or foreign postal code METAIRIE, LA 70005		<b>C</b> If exemption application is pending, check here <input type="checkbox"/>	
<b>G</b> Check all that apply <input type="checkbox"/> Initial return <input type="checkbox"/> Final return <input type="checkbox"/> Address change <input type="checkbox"/> Initial return of a former public charity <input type="checkbox"/> Amended return <input type="checkbox"/> Name change		<b>D 1.</b> Foreign organizations, check here <input type="checkbox"/> <b>2.</b> Foreign organizations meeting the 85% test, check here and attach computation <input type="checkbox"/> <b>E</b> If private foundation status was terminated under section 507(b)(1)(A), check here <input type="checkbox"/> <b>F</b> If the foundation is in a 60-month termination under section 507(b)(1)(B), check here <input type="checkbox"/>	
<b>H</b> Check type of organization <input checked="" type="checkbox"/> Section 501(c)(3) exempt private foundation <input type="checkbox"/> Section 4947(a)(1) nonexempt charitable trust <input type="checkbox"/> Other taxable private foundation			
<b>I</b> Fair market value of all assets at end of year (from Part II, col (c), line 16) <b>\$</b> 128,679,364		<b>J</b> Accounting method <input checked="" type="checkbox"/> Cash <input type="checkbox"/> Accrual <input type="checkbox"/> Other (specify) _____ (Part I, column (d) must be on cash basis )	

Part I	Analysis of Revenue and Expenses (The total of amounts in columns (b), (c), and (d) may not necessarily equal the amounts in column (a) (see instructions) )	Revenue and expenses per books (a)	Net investment income (b)	Adjusted net income (c)	Disbursements for charitable purposes (d) (cash basis only)
Revenue	<b>1</b> Contributions, gifts, grants, etc , received (attach schedule) . . . . .				
	<b>2</b> Check <input checked="" type="checkbox"/> if the foundation is <b>not</b> required to attach Sch B . . . . .				
	<b>3</b> Interest on savings and temporary cash investments				
	<b>4</b> Dividends and interest from securities . . . . .	2,142,626	2,142,626		
	<b>5a</b> Gross rents . . . . .				
	<b>b</b> Net rental income or (loss) _____				
	<b>6a</b> Net gain or (loss) from sale of assets not on line 10	2,749,782			
	<b>b</b> Gross sales price for all assets on line 6a 61,409,461				
	<b>7</b> Capital gain net income (from Part IV, line 2) . . .		2,749,782		
	<b>8</b> Net short-term capital gain . . . . .				
	<b>9</b> Income modifications . . . . .				
	<b>10a</b> Gross sales less returns and allowances				
Operating and Administrative Expenses	<b>b</b> Less Cost of goods sold . . . . .				
	<b>c</b> Gross profit or (loss) (attach schedule) . . . . .				
	<b>11</b> Other income (attach schedule) . . . . .	 1,044,980	832,427	212,553	
	<b>12</b> <b>Total.</b> Add lines 1 through 11 . . . . .	5,937,388	5,724,835	212,553	
	<b>13</b> Compensation of officers, directors, trustees, etc	377,954	188,977		188,977
	<b>14</b> Other employee salaries and wages . . . . .	241,279	84,363		156,916
	<b>15</b> Pension plans, employee benefits . . . . .	197,936	75,736		122,200
	<b>16a</b> Legal fees (attach schedule). . . . .	 32,527	32,527		
	<b>b</b> Accounting fees (attach schedule). . . . .	 50,615	25,308		25,307
	<b>c</b> Other professional fees (attach schedule) . . . . .	 304,430	284,855		19,575
	<b>17</b> Interest . . . . .				
	<b>18</b> Taxes (attach schedule) (see instructions) . . . . .	 243,345	11,126		17,219
	<b>19</b> Depreciation (attach schedule) and depletion . . . . .	 216,872	25,613	139,587	
	<b>20</b> Occupancy . . . . .				
	<b>21</b> Travel, conferences, and meetings. . . . .	76,663	36,798		39,865
	<b>22</b> Printing and publications . . . . .				
	<b>23</b> Other expenses (attach schedule). . . . .	 358,979	59,102	99,343	200,534
	<b>24</b> <b>Total operating and administrative expenses.</b> Add lines 13 through 23 . . . . .	2,100,600	824,405	238,930	770,593
	<b>25</b> Contributions, gifts, grants paid . . . . .	3,173,658			3,173,658
	<b>26</b> <b>Total expenses and disbursements.</b> Add lines 24 and 25	5,274,258	824,405	238,930	3,944,251
	<b>27</b> Subtract line 26 from line 12				
	<b>a</b> <b>Excess of revenue over expenses and disbursements</b>	663,130			
	<b>b</b> <b>Net investment income</b> (if negative, enter -0-)		4,900,430		
	<b>c</b> <b>Adjusted net income</b> (if negative, enter -0-)				

<b>Part II</b> <b>Balance Sheets</b> <small>Attached schedules and amounts in the description column should be for end-of-year amounts only (See instructions)</small>		Beginning of year	End of year	
		<b>(a)</b> Book Value	<b>(b)</b> Book Value	<b>(c)</b> Fair Market Value
<b>Assets</b>	<b>1</b> Cash—non-interest-bearing . . . . .			
	<b>2</b> Savings and temporary cash investments . . . . .	6,874,365	3,329,959	3,329,959
	<b>3</b> Accounts receivable ▶ _____ Less allowance for doubtful accounts ▶ _____			
	<b>4</b> Pledges receivable ▶ _____ Less allowance for doubtful accounts ▶ _____			
	<b>5</b> Grants receivable . . . . .			
	<b>6</b> Receivables due from officers, directors, trustees, and other disqualified persons (attach schedule) (see instructions). . . . .			
	<b>7</b> Other notes and loans receivable (attach schedule) ▶ _____ 202,865 Less allowance for doubtful accounts ▶ _____	363,448	202,865	202,865
	<b>8</b> Inventories for sale or use . . . . .			
	<b>9</b> Prepaid expenses and deferred charges . . . . .			
	<b>10a</b> Investments—U S and state government obligations (attach schedule)			
	<b>b</b> Investments—corporate stock (attach schedule) . . . . .	45,149,264	48,415,479	54,884,223
	<b>c</b> Investments—corporate bonds (attach schedule) . . . . .	2,888,119	6,228,536	5,708,485
	<b>11</b> Investments—land, buildings, and equipment basis ▶ _____ Less accumulated depreciation (attach schedule) ▶ _____			
	<b>12</b> Investments—mortgage loans . . . . .			
	<b>13</b> Investments—other (attach schedule) . . . . .	36,994,562	32,290,431	35,343,369
	<b>14</b> Land, buildings, and equipment basis ▶ _____ 12,242,948 Less accumulated depreciation (attach schedule) ▶ _____ 2,911,772	9,548,048	9,331,176	9,331,176
<b>15</b> Other assets (describe ▶ _____)	17,205,535	19,879,287	19,879,287	
<b>16</b> <b>Total assets</b> (to be completed by all filers—see the instructions Also, see page 1, item I)	119,023,341	119,677,733	128,679,364	
<b>Liabilities</b>	<b>17</b> Accounts payable and accrued expenses . . . . .			
	<b>18</b> Grants payable . . . . .			
	<b>19</b> Deferred revenue . . . . .			
	<b>20</b> Loans from officers, directors, trustees, and other disqualified persons			
	<b>21</b> Mortgages and other notes payable (attach schedule). . . . .			
	<b>22</b> Other liabilities (describe ▶ _____)	2,641	7,733	
	<b>23</b> <b>Total liabilities</b> (add lines 17 through 22) . . . . .	2,641	7,733	
<b>Net Assets or Fund Balances</b>	<b>Foundations that follow SFAS 117, check here</b> ▶ <input type="checkbox"/> <b>and complete lines 24 through 26 and lines 30 and 31.</b>			
	<b>24</b> Unrestricted . . . . .			
	<b>25</b> Temporarily restricted . . . . .			
	<b>26</b> Permanently restricted . . . . .			
	<b>Foundations that do not follow SFAS 117, check here</b> ▶ <input checked="" type="checkbox"/> <b>and complete lines 27 through 31.</b>			
	<b>27</b> Capital stock, trust principal, or current funds . . . . .			
	<b>28</b> Paid-in or capital surplus, or land, bldg, and equipment fund			
	<b>29</b> Retained earnings, accumulated income, endowment, or other funds	119,020,700	119,670,000	
	<b>30</b> <b>Total net assets or fund balances</b> (see instructions) . . . . .	119,020,700	119,670,000	
<b>31</b> <b>Total liabilities and net assets/fund balances</b> (see instructions) . . . . .	119,023,341	119,677,733		

<b>Part III</b> <b>Analysis of Changes in Net Assets or Fund Balances</b>			
<b>1</b>	Total net assets or fund balances at beginning of year—Part II, column (a), line 30 (must agree with end-of-year figure reported on prior year's return) . . . . .	<b>1</b>	119,020,700
<b>2</b>	Enter amount from Part I, line 27a . . . . .	<b>2</b>	663,130
<b>3</b>	Other increases not included in line 2 (itemize) ▶ _____	<b>3</b>	
<b>4</b>	Add lines 1, 2, and 3 . . . . .	<b>4</b>	119,683,830
<b>5</b>	Decreases not included in line 2 (itemize) ▶ _____	<b>5</b>	13,830
<b>6</b>	Total net assets or fund balances at end of year (line 4 minus line 5)—Part II, column (b), line 30 . . . . .	<b>6</b>	119,670,000

Part IV Capital Gains and Losses for Tax on Investment Income

List and describe the kind(s) of property sold (e g , real estate, (a) 2-story brick warehouse, or common stock, 200 shs MLC Co )		How acquired P—Purchase (b) D—Donation	Date acquired (c) (mo , day, yr )	Date sold (d) (mo , day, yr )
1a See Additional Data Table				
b				
c				
d				
e				

(e) Gross sales price	Depreciation allowed (f) (or allowable)	Cost or other basis (g) plus expense of sale	Gain or (loss) (h) (e) plus (f) minus (g)
a See Additional Data Table			
b			
c			
d			
e			

Complete only for assets showing gain in column (h) and owned by the foundation on 12/31/69			Gains (Col (h) gain minus col (k), but not less than -0- ) or Losses (from col (h))
(i) F M V as of 12/31/69	Adjusted basis (j) as of 12/31/69	Excess of col (i) (k) over col (j), if any	
a See Additional Data Table			
b			
c			
d			
e			

2 Capital gain net income or (net capital loss)	If gain, also enter in Part I, line 7 If (loss), enter -0- in Part I, line 7	2	2,749,782
3 Net short-term capital gain or (loss) as defined in sections 1222(5) and (6) If gain, also enter in Part I, line 8, column (c) (see instructions) If (loss), enter -0- in Part I, line 8		3	

Part V Qualification Under Section 4940(e) for Reduced Tax on Net Investment Income

(For optional use by domestic private foundations subject to the section 4940(a) tax on net investment income )  
If section 4940(d)(2) applies, leave this part blank

Was the foundation liable for the section 4942 tax on the distributable amount of any year in the base period? ☐ Yes ☒ No  
If "Yes," the foundation does not qualify under section 4940(e) Do not complete this part

1 Enter the appropriate amount in each column for each year, see instructions before making any entries

(a) Base period years Calendar year (or tax year beginning in)	(b) Adjusted qualifying distributions	(c) Net value of noncharitable-use assets	(d) Distribution ratio (col (b) divided by col (c))
2014	5,816,529	106,197,014	0 05477
2013	6,243,349	103,319,289	0 06043
2012	5,535,860	95,610,797	0 05790
2011	5,583,497	95,827,613	0 05827
2010	6,319,975	88,398,584	0 07149

2 Total of line 1, column (d).	2	0 302859
3 Average distribution ratio for the 5-year base period—divide the total on line 2 by 5, or by the number of years the foundation has been in existence if less than 5 years	3	0 060572
4 Enter the net value of noncharitable-use assets for 2015 from Part X, line 5.	4	101,978,040
5 Multiply line 4 by line 3.	5	6,177,014
6 Enter 1% of net investment income (1% of Part I, line 27b).	6	49,004
7 Add lines 5 and 6.	7	6,226,018
8 Enter qualifying distributions from Part XII, line 4.	8	6,618,003

If line 8 is equal to or greater than line 7, check the box in Part VI, line 1b, and complete that part using a 1% tax rate See  
the Part VI instructions

Part VII

Excise Tax Based on Investment Income (Section 4940(a), 4940(b), 4940(e), or 4948—see page 18 of the instructions)

1a

Exempt operating foundations described in section 4940(d)(2), check here ☐ and enter "N/A" on line 1  
Date of ruling or determination letter \_\_\_\_\_  
(attach copy of letter if necessary—see instructions)

b

Domestic foundations that meet the section 4940(e) requirements in Part V, check here ☒ and enter 1% of Part I, line 27b . . . . .

c

All other domestic foundations enter 2% of line 27b. Exempt foreign organizations enter 4% of Part I, line 12, col (b)

2

Tax under section 511 (domestic section 4947(a)(1) trusts and taxable foundations only. Others enter -0-)

3

Add lines 1 and 2. . . . .

4

Subtitle A (income) tax (domestic section 4947(a)(1) trusts and taxable foundations only. Others enter -0-)

5

**Tax based on investment income.** Subtract line 4 from line 3. If zero or less, enter -0- . . . . .

6

Credits/Payments

a

2015 estimated tax payments and 2014 overpayment credited to 2015

6a

200,633

b

Exempt foreign organizations—tax withheld at source . . . . .

6b

c

Tax paid with application for extension of time to file (Form 8868). . . . .

6c

d

Backup withholding erroneously withheld . . . . .

6d

7

Total credits and payments. Add lines 6a through 6d. . . . .

7

200,633

8

Enter any **penalty** for underpayment of estimated tax. Check here ☒ if Form 2220 is attached

8

9

**Tax due.** If the total of lines 5 and 8 is more than line 7, enter **amount owed** . . . . .

9

10

**Overpayment.** If line 7 is more than the total of lines 5 and 8, enter the **amount overpaid**. . . . .

10

151,629

11

Enter the amount of line 10 to be **Credited to 2015 estimated tax** ☐ 151,629 **Refunded** ☐

11

Part VII-A

Statements Regarding Activities

1a	During the tax year, did the foundation attempt to influence any national, state, or local legislation or did it participate or intervene in any political campaign? . . . . .		Yes	No
1a				No
b	Did it spend more than \$100 during the year (either directly or indirectly) for political purposes (see Instructions for definition)? . . . . . <i>If the answer is "Yes" to 1a or 1b, attach a detailed description of the activities and copies of any materials published or distributed by the foundation in connection with the activities</i>			No
1b				No
c	Did the foundation file <b>Form 1120-POL</b> for this year? . . . . .			No
1c				No
d	Enter the amount (if any) of tax on political expenditures (section 4955) imposed during the year (1) On the foundation <input type="checkbox"/> \$ _____ (2) On foundation managers <input type="checkbox"/> \$ _____			
e	Enter the reimbursement (if any) paid by the foundation during the year for political expenditure tax imposed on foundation managers <input type="checkbox"/> \$ _____			
2	Has the foundation engaged in any activities that have not previously been reported to the IRS? . . . . . <i>If "Yes," attach a detailed description of the activities</i>	2		No
3	Has the foundation made any changes, not previously reported to the IRS, in its governing instrument, articles of incorporation, or bylaws, or other similar instruments? <i>If "Yes," attach a conformed copy of the changes</i> . . . . .	3		No
4a	Did the foundation have unrelated business gross income of \$1,000 or more during the year? . . . . .	4a		No
b	If "Yes," has it filed a tax return on <b>Form 990-T</b> for this year? . . . . .	4b		No
5	Was there a liquidation, termination, dissolution, or substantial contraction during the year? . . . . . <i>If "Yes," attach the statement required by General Instruction T</i>	5		No
6	Are the requirements of section 508(e) (relating to sections 4941 through 4945) satisfied either • By language in the governing instrument, or • By state legislation that effectively amends the governing instrument so that no mandatory directions that conflict with the state law remain in the governing instrument? . . . . .	6	Yes	
7	Did the foundation have at least \$5,000 in assets at any time during the year? <i>If "Yes," complete Part II, col (c), and Part XV</i> . . . . .	7	Yes	
8a	Enter the states to which the foundation reports or with which it is registered (see instructions) <input type="checkbox"/> _____			
b	If the answer is "Yes" to line 7, has the foundation furnished a copy of Form 990-PF to the Attorney General (or designate) of each state as required by General Instruction G? <i>If "No," attach explanation</i> .	8b	Yes	
9	Is the foundation claiming status as a private operating foundation within the meaning of section 4942(j)(3) or 4942(j)(5) for calendar year 2015 or the taxable year beginning in 2015 (see instructions for Part XIV)? <i>If "Yes," complete Part XIV</i> . . . . .	9		No
10	Did any persons become substantial contributors during the tax year? <i>If "Yes," attach a schedule listing their names and addresses</i> . . . . .	10		No

Form 990-PF (2015)


**Part VII-A Statements Regarding Activities (continued)**

<b>11</b>	At any time during the year, did the foundation, directly or indirectly, own a controlled entity within the meaning of section 512(b)(13)? If "Yes," attach schedule (see instructions). . . . .	<b>11</b>		<b>No</b>
<b>12</b>	Did the foundation make a distribution to a donor advised fund over which the foundation or a disqualified person had advisory privileges? If "Yes," attach statement (see instructions) . . . . .	<b>12</b>		<b>No</b>
<b>13</b>	Did the foundation comply with the public inspection requirements for its annual returns and exemption application? Website address ► <u>www.thebrownfoundation.org</u>	<b>13</b>	<b>Yes</b>	
<b>14</b>	The books are in care of ► <u>E F Hunter</u> Telephone no ► <u>(504) 834-3433</u> Located at ► <u>320 Hammon Highway Ste 500 Metairie LA</u> ZIP+4 ► <u>70005</u>			
<b>15</b>	Section 4947(a)(1) nonexempt charitable trusts filing Form 990-PF in lieu of <b>Form 1041</b> —Check here . . . . . ► <input type="checkbox"/> and enter the amount of tax-exempt interest received or accrued during the year . . . . . ► <b>15</b>			
<b>16</b>	At any time during calendar year 2015, did the foundation have an interest in or a signature or other authority over a bank, securities, or other financial account in a foreign country? See instructions for exceptions and filing requirements for FinCEN Form 114, Report of Foreign Bank and Financial Accounts (FBAR) If "Yes", enter the name of the foreign country ►	<b>16</b>	<b>Yes</b>	<b>No</b>

**Part VII-B Statements Regarding Activities for Which Form 4720 May Be Required**

File Form 4720 if any item is checked in the "Yes" column, unless an exception applies.			<b>Yes</b>	<b>No</b>
<b>1a</b>	During the year did the foundation (either directly or indirectly)			
	(1) Engage in the sale or exchange, or leasing of property with a disqualified person? <input type="checkbox"/> Yes <input checked="" type="checkbox"/> No			
	(2) Borrow money from, lend money to, or otherwise extend credit to (or accept it from) a disqualified person? . . . . . <input type="checkbox"/> Yes <input checked="" type="checkbox"/> No			
	(3) Furnish goods, services, or facilities to (or accept them from) a disqualified person? <input type="checkbox"/> Yes <input checked="" type="checkbox"/> No			
	(4) Pay compensation to, or pay or reimburse the expenses of, a disqualified person? <input checked="" type="checkbox"/> Yes <input type="checkbox"/> No			
	(5) Transfer any income or assets to a disqualified person (or make any of either available for the benefit or use of a disqualified person)? . . . . . <input type="checkbox"/> Yes <input checked="" type="checkbox"/> No			
	(6) Agree to pay money or property to a government official? ( <b>Exception.</b> Check "No" if the foundation agreed to make a grant to or to employ the official for a period after termination of government service, if terminating within 90 days ). . . . . <input type="checkbox"/> Yes <input checked="" type="checkbox"/> No			
<b>b</b>	If any answer is "Yes" to 1a(1)–(6), did <b>any</b> of the acts fail to qualify under the exceptions described in Regulations section 53.4941(d)-3 or in a current notice regarding disaster assistance (see instructions)? . . . . . <input type="checkbox"/> Organizations relying on a current notice regarding disaster assistance check here. . . . . ► <input type="checkbox"/>	<b>1b</b>		<b>No</b>
<b>c</b>	Did the foundation engage in a prior year in any of the acts described in 1a, other than excepted acts, that were not corrected before the first day of the tax year beginning in 2015? . . . . .	<b>1c</b>		<b>No</b>
<b>2</b>	Taxes on failure to distribute income (section 4942) (does not apply for years the foundation was a private operating foundation defined in section 4942(j)(3) or 4942(j)(5))			
<b>a</b>	At the end of tax year 2015, did the foundation have any undistributed income (lines 6d and 6e, Part XIII) for tax year(s) beginning before 2015? . . . . . <input type="checkbox"/> Yes <input checked="" type="checkbox"/> No If "Yes," list the years ► 20____, 20____, 20____, 20____			
<b>b</b>	Are there any years listed in 2a for which the foundation is <b>not</b> applying the provisions of section 4942(a)(2) (relating to incorrect valuation of assets) to the year's undistributed income? (If applying section 4942(a)(2) to <b>all</b> years listed, answer "No" and attach statement—see instructions ). . . . .	<b>2b</b>		<b>No</b>
<b>c</b>	If the provisions of section 4942(a)(2) are being applied to <b>any</b> of the years listed in 2a, list the years here ► 20____, 20____, 20____, 20____			
<b>3a</b>	Did the foundation hold more than a 2% direct or indirect interest in any business enterprise at any time during the year? . . . . . <input type="checkbox"/> Yes <input checked="" type="checkbox"/> No			
<b>b</b>	If "Yes," did it have excess business holdings in 2015 as a result of (1) any purchase by the foundation or disqualified persons after May 26, 1969, (2) the lapse of the 5-year period (or longer period approved by the Commissioner under section 4943(c)(7)) to dispose of holdings acquired by gift or bequest, or (3) the lapse of the 10-, 15-, or 20-year first phase holding period? ( <i>Use Schedule C, Form 4720, to determine if the foundation had excess business holdings in 2015</i> ). . . . .	<b>3b</b>		<b>No</b>
<b>4a</b>	Did the foundation invest during the year any amount in a manner that would jeopardize its charitable purposes?	<b>4a</b>		<b>No</b>
<b>b</b>	Did the foundation make any investment in a prior year (but after December 31, 1969) that could jeopardize its charitable purpose that had not been removed from jeopardy before the first day of the tax year beginning in 2015?	<b>4b</b>		<b>No</b>

**Part VII-B Statements Regarding Activities for Which Form 4720 May Be Required (Continued)**


<b>5a</b> During the year did the foundation pay or incur any amount to				
<b>(1)</b> Carry on propaganda, or otherwise attempt to influence legislation (section 4945(e))?		<input type="checkbox"/> Yes <input checked="" type="checkbox"/> No		
<b>(2)</b> Influence the outcome of any specific public election (see section 4955), or to carry on, directly or indirectly, any voter registration drive?		<input type="checkbox"/> Yes <input checked="" type="checkbox"/> No		
<b>(3)</b> Provide a grant to an individual for travel, study, or other similar purposes?		<input type="checkbox"/> Yes <input checked="" type="checkbox"/> No		
<b>(4)</b> Provide a grant to an organization other than a charitable, etc., organization described in section 4945(d)(4)(A)? (see instructions).		<input checked="" type="checkbox"/> Yes <input type="checkbox"/> No		
<b>(5)</b> Provide for any purpose other than religious, charitable, scientific, literary, or educational purposes, or for the prevention of cruelty to children or animals?		<input type="checkbox"/> Yes <input checked="" type="checkbox"/> No		
<b>b</b> If any answer is "Yes" to 5a(1)–(5), did <b>any</b> of the transactions fail to qualify under the exceptions described in Regulations section 53.4945 or in a current notice regarding disaster assistance (see instructions)?			<b>5b</b>	<b>No</b>
Organizations relying on a current notice regarding disaster assistance check here. 				
<b>c</b> If the answer is "Yes" to question 5a(4), does the foundation claim exemption from the tax because it maintained expenditure responsibility for the grant?		<input checked="" type="checkbox"/> Yes <input type="checkbox"/> No		
If "Yes," attach the statement required by Regulations section 53.4945–5(d)				
<b>6a</b> Did the foundation, during the year, receive any funds, directly or indirectly, to pay premiums on a personal benefit contract?		<input type="checkbox"/> Yes <input checked="" type="checkbox"/> No		
<b>b</b> Did the foundation, during the year, pay premiums, directly or indirectly, on a personal benefit contract?			<b>6b</b>	<b>No</b>
If "Yes" to 6b, file Form 8870				
<b>7a</b> At any time during the tax year, was the foundation a party to a prohibited tax shelter transaction?		<input type="checkbox"/> Yes <input checked="" type="checkbox"/> No		
<b>b</b> If yes, did the foundation receive any proceeds or have any net income attributable to the transaction?			<b>7b</b>	<b>No</b>

**Part VIII Information About Officers, Directors, Trustees, Foundation Managers, Highly Paid Employees, and Contractors****1 List all officers, directors, trustees, foundation managers and their compensation (see instructions).**

(a) Name and address	Title, and average hours per week (b) devoted to position	(c) Compensation (If not paid, enter -0-)	(d) Contributions to employee benefit plans and deferred compensation	Expense account, (e) other allowances
See Additional Data Table				

**2 Compensation of five highest-paid employees (other than those included on line 1—see instructions). If none, enter "NONE."**

(a) Name and address of each employee paid more than \$50,000	Title, and average hours per week (b) devoted to position	(c) Compensation	(d) Contributions to employee benefit plans and deferred compensation	Expense account, (e) other allowances
Elizabeth Buscher 2021 Aramis Drive Meraux, LA 70075	Staff 40 00	55,500	38,512	
Christina E Bouzon 320 Shrewsbury CT Jefferson, LA 70121	Staff 40 00	48,815	38,640	
MARY C POCHE 130 NOTTAWAY DRIVE DESTREHAN, LA 70047	STAFF 40 00	33,386	20,694	
HARRY J PENEGUY 61093 LYNNWOOD DR LACOMBE, LA 70445	STAFF 32 00	31,883	38,931	
ALBERT D PENEGUY 62071 WILDFLOWER LANE BIG BRANCH, LA 70445	STAFF 32 00	31,702	34,942	

**Total** number of other employees paid over \$50,000. 

Part VIII

Information About Officers, Directors, Trustees, Foundation Managers, Highly Paid Employees, and Contractors (continued)

3 Five highest-paid independent contractors for professional services (see instructions). If none, enter "NONE".		
(a) Name and address of each person paid more than \$50,000	(b) Type of service	(c) Compensation
NONE		
Total number of others receiving over \$50,000 for professional services. . . . . ▶		

Part IX-A

Summary of Direct Charitable Activities

List the foundation's four largest direct charitable activities during the tax year. Include relevant statistical information such as the number of organizations and other beneficiaries served, conferences convened, research papers produced, etc.	Expenses
1 The Service Learning Action Program Offers Service Learning Awards to Schools in Nine Parishes in the Greater New Orleans area that are interested in infusing service learning into the school curriculum For the 2015-2016 school year, service learning awards were given to 68 schools and 5 agencies in 9 parishes	346,036
2 The organization owns its building. It occupies one floor and the other two floors provide office space for charitable and non-profit organizations. The organization had leases with four non-profit tenants in 2015.	442,969
3	
4	

Part IX-B

Summary of Program-Related Investments (see instructions)

Describe the two largest program-related investments made by the foundation during the tax year on lines 1 and 2	Amount
1 SOUTH PIKE HOSPITAL ASSOCIATION INC - CAMPUS RENOVATIONS AND PROGRAM EXPANSION, FIRST RIGHT SECURITY OVER PHYSICAL PLANT	1,500,000
2 FELLOWSHIP OF ORTHOPAEDIC RESEARCHERS - MEDICAL RESEARCH - MAGNETIC TECHNOLOGY FOR PROSTHETICS	523,752
All other program-related investments. See instructions.	
3	650,000
Total. Add lines 1 through 3. . . . . ▶	2,673,752



**Part X Minimum Investment Return**

(All domestic foundations must complete this part. Foreign foundations, see instructions.)

<b>1</b>	Fair market value of assets not used (or held for use) directly in carrying out charitable, etc , purposes		
<b>a</b>	Average monthly fair market value of securities. . . . .	<b>1a</b>	95,035,175
<b>b</b>	Average of monthly cash balances. . . . .	<b>1b</b>	6,277,685
<b>c</b>	Fair market value of all other assets (see instructions). . . . .	<b>1c</b>	2,218,145
<b>d</b>	<b>Total</b> (add lines 1a, b, and c). . . . .	<b>1d</b>	103,531,005
<b>e</b>	Reduction claimed for blockage or other factors reported on lines 1a and 1c (attach detailed explanation). . . . .	<b>1e</b>	0
<b>2</b>	Acquisition indebtedness applicable to line 1 assets. . . . .	<b>2</b>	
<b>3</b>	Subtract line 2 from line 1d. . . . .	<b>3</b>	103,531,005
<b>4</b>	Cash deemed held for charitable activities Enter 1 1/2% of line 3 (for greater amount, see instructions). . . . .	<b>4</b>	1,552,965
<b>5</b>	<b>Net value of noncharitable-use assets.</b> Subtract line 4 from line 3 Enter here and on Part V, line 4	<b>5</b>	101,978,040
<b>6</b>	<b>Minimum investment return.</b> Enter 5% of line 5. . . . .	<b>6</b>	5,098,902

**Part XI Distributable Amount**(see instructions) (Section 4942(j)(3) and (j)(5) private operating foundations and certain foreign organizations check here ☐ and do not complete this part.)

<b>1</b>	Minimum investment return from Part X, line 6. . . . .	<b>1</b>	5,098,902
<b>2a</b>	Tax on investment income for 2015 from Part VI, line 5. . . . .	<b>2a</b>	49,004
<b>b</b>	Income tax for 2015 (This does not include the tax from Part VI ). . . . .	<b>2b</b>	
<b>c</b>	Add lines 2a and 2b. . . . .	<b>2c</b>	49,004
<b>3</b>	Distributable amount before adjustments Subtract line 2c from line 1. . . . .	<b>3</b>	5,049,898
<b>4</b>	Recoveries of amounts treated as qualifying distributions. . . . .	<b>4</b>	160,581
<b>5</b>	Add lines 3 and 4. . . . .	<b>5</b>	5,210,479
<b>6</b>	Deduction from distributable amount (see instructions). . . . .	<b>6</b>	
<b>7</b>	<b>Distributable amount</b> as adjusted Subtract line 6 from line 5 Enter here and on Part XIII, line 1. . . . .	<b>7</b>	5,210,479

**Part XII Qualifying Distributions** (see instructions)

<b>1</b>	Amounts paid (including administrative expenses) to accomplish charitable, etc , purposes		
<b>a</b>	Expenses, contributions, gifts, etc —total from Part I, column (d), line 26. . . . .	<b>1a</b>	3,944,251
<b>b</b>	Program-related investments—total from Part IX-B. . . . .	<b>1b</b>	2,673,752
<b>2</b>	Amounts paid to acquire assets used (or held for use) directly in carrying out charitable, etc , purposes. . . . .	<b>2</b>	
<b>3</b>	Amounts set aside for specific charitable projects that satisfy the		
<b>a</b>	Suitability test (prior IRS approval required). . . . .	<b>3a</b>	
<b>b</b>	Cash distribution test (attach the required schedule). . . . .	<b>3b</b>	
<b>4</b>	<b>Qualifying distributions.</b> Add lines 1a through 3b Enter here and on Part V, line 8, and Part XIII, line 4	<b>4</b>	6,618,003
<b>5</b>	Foundations that qualify under section 4940(e) for the reduced rate of tax on net investment income Enter 1% of Part I, line 27b (see instructions). . . . .	<b>5</b>	49,004
<b>6</b>	<b>Adjusted qualifying distributions.</b> Subtract line 5 from line 4. . . . .	<b>6</b>	6,568,999

**Note:** The amount on line 6 will be used in Part V, column (b), in subsequent years when calculating whether the foundation qualifies for the section 4940(e) reduction of tax in those years

Part XIII

Undistributed Income (see instructions)

	(a) Corpus	(b) Years prior to 2014	(c) 2014	(d) 2015
1 Distributable amount for 2015 from Part XI, line 7				5,210,479
2 Undistributed income, if any, as of the end of 2015				
a Enter amount for 2014 only. . . . .			2,052,100	
b Total for prior years 20____, 20____, 20____				
3 Excess distributions carryover, if any, to 2015				
a From 2010. . . . .				
b From 2011. . . . .				
c From 2012. . . . .				
d From 2013. . . . .				
e From 2014. . . . .				
f Total of lines 3a through e. . . . .				
4 Qualifying distributions for 2015 from Part XII, line 4 ▶ \$ 6,618,003				
a Applied to 2014, but not more than line 2a			2,052,100	
b Applied to undistributed income of prior years (Election required—see instructions). . . . .				
c Treated as distributions out of corpus (Election required—see instructions). . . . .	0			
d Applied to 2015 distributable amount. . . . .				4,565,903
e Remaining amount distributed out of corpus				
5 Excess distributions carryover applied to 2015 (If an amount appears in column (d), the same amount must be shown in column (a) )				
6 Enter the net total of each column as indicated below:				
a Corpus Add lines 3f, 4c, and 4e Subtract line 5				
b Prior years' undistributed income Subtract line 4b from line 2b. . . . .				
c Enter the amount of prior years' undistributed income for which a notice of deficiency has been issued, or on which the section 4942(a) tax has been previously assessed. . . . .				
d Subtract line 6c from line 6b Taxable amount—see instructions . . . . .				
e Undistributed income for 2014 Subtract line 4a from line 2a Taxable amount—see instructions . . . . .				
f Undistributed income for 2016 Subtract lines 4d and 5 from line 1 This amount must be distributed in 2015. . . . .				644,576
7 Amounts treated as distributions out of corpus to satisfy requirements imposed by section 170(b)(1)(F) or 4942(g)(3) (Election may be required - see instructions). . . . .				
8 Excess distributions carryover from 2010 not applied on line 5 or line 7 (see instructions). . . . .				
9 Excess distributions carryover to 2016. Subtract lines 7 and 8 from line 6a. . . . .				
10 Analysis of line 9				
a Excess from 2011. . . . .				
b Excess from 2012. . . . .				
c Excess from 2013. . . . .				
d Excess from 2014. . . . .				
e Excess from 2015. . . . .				

Part XIV

Private Operating Foundations (see instructions and Part VII-A, question 9)

1a

If the foundation has received a ruling or determination letter that it is a private operating foundation, and the ruling is effective for 2015, enter the date of the ruling. . . . .

b

Check box to indicate whether the organization is a private operating foundation described in section ☐ 4942(j)(3) or ☐ 4942(j)(5)

2a

Enter the lesser of the adjusted net income from Part I or the minimum investment return from Part X for each year listed . . . . .

Tax year	Prior 3 years			(e) Total
(a) 2015	(b) 2014	(c) 2013	(d) 2012	
b 85% of line 2a . . . . .				
c Qualifying distributions from Part XII, line 4 for each year listed . . . . .				
d Amounts included in line 2c not used directly for active conduct of exempt activities . . . . .				
e Qualifying distributions made directly for active conduct of exempt activities. Subtract line 2d from line 2c . . . . .				

3

Complete 3a, b, or c for the alternative test relied upon

a

"Assets" alternative test—enter

(1)

Value of all assets . . . . .

(2)

Value of assets qualifying under section 4942(j)(3)(B)(i)

b

"Endowment" alternative test— enter 2/3 of minimum investment return shown in Part X, line 6 for each year listed. . . . .

c

"Support" alternative test—enter

(1)

Total support other than gross investment income (interest, dividends, rents, payments on securities loans (section 512(a)(5)), or royalties) . . . . .

(2)

Support from general public and 5 or more exempt organizations as provided in section 4942(j)(3)(B)(iii). . . . .

(3)

Largest amount of support from an exempt organization

(4)

Gross investment income

Part XV

Supplementary Information (Complete this part only if the organization had \$5,000 or more in assets at any time during the year—see instructions.)

1

Information Regarding Foundation Managers:

a

List any managers of the foundation who have contributed more than 2% of the total contributions received by the foundation before the close of any tax year (but only if they have contributed more than \$5,000) (See section 507(d)(2) )

b

List any managers of the foundation who own 10% or more of the stock of a corporation (or an equally large portion of the ownership of a partnership or other entity) of which the foundation has a 10% or greater interest

2

Information Regarding Contribution, Grant, Gift, Loan, Scholarship, etc., Programs:

Check here ☐ if the foundation only makes contributions to preselected charitable organizations and does not accept unsolicited requests for funds. If the foundation makes gifts, grants, etc (see instructions) to individuals or organizations under other conditions, complete items 2a, b, c, and d

a

The name, address, and telephone number or e-mail address of the person to whom applications should be addressed

E F Hunter  
320 Hammond Hwy Suite 500  
Metairie, LA 70005  
(504) 834-3433

b

The form in which applications should be submitted and information and materials they should include

BE APPROVED TO SUBIT, COMPLETE GRANT APPLICATION, IRS EXEMTION LETTER, FINANCIAL STATEMENTS, LIST OF BOARD OF DIRECTORS & KEY STAFF, AND PROVIDE TAX RETURN

c

Any submission deadlines

none

d

Any restrictions or limitations on awards, such as by geographical areas, charitable fields, kinds of institutions, or other factors

none

Form 990-PF (2015)

### 3 Grants and Contributions Paid During the Year or Approved for Future Payment

Recipient		If recipient is an individual, show any relationship to any foundation manager or substantial contributor	Foundation status of recipient	Purpose of grant or contribution	Amount
Name and address (home or business)					
<b>a</b> <i>Paid during the year</i> SEE SCHEDULE 320 HAMMOND HWY METAIRIE, LA 70005		None	PC	SEE SCHEDULE	3,173,658
<b>Total . . . . .</b>					3,173,658
<b>b</b> <i>Approved for future payment</i>					
<b>Total . . . . .</b>					

Enter gross amounts unless otherwise indicated

## Part XVI-B Relationship of Activities to the Accomplishment of Exempt Purposes

Form **990-PF** (2015)

1. Did the organization directly or indirectly engage in any of the following with any other organization described in section 501(c) of the Code (other than section 501(c)(3) organizations) or in section 527, relating to political organizations?

<b>a</b> Transfers from the reporting foundation to a noncharitable exempt organization of			
<b>(1)</b> Cash.		<b>1a(1)</b>	<b>No</b>
<b>(2)</b> Other assets.		<b>1a(2)</b>	<b>No</b>
<b>b</b> Other transactions			
<b>(1)</b> Sales of assets to a noncharitable exempt organization.		<b>1b(1)</b>	<b>No</b>
<b>(2)</b> Purchases of assets from a noncharitable exempt organization.		<b>1b(2)</b>	<b>No</b>
<b>(3)</b> Rental of facilities, equipment, or other assets.		<b>1b(3)</b>	<b>No</b>
<b>(4)</b> Reimbursement arrangements.		<b>1b(4)</b>	<b>No</b>
<b>(5)</b> Loans or loan guarantees.		<b>1b(5)</b>	<b>No</b>
<b>(6)</b> Performance of services or membership or fundraising solicitations.		<b>1b(6)</b>	<b>No</b>
<b>c</b> Sharing of facilities, equipment, mailing lists, other assets, or paid employees.		<b>1c</b>	<b>No</b>
<b>d</b> If the answer to any of the above is "Yes," complete the following schedule. Column <b>(b)</b> should always show the fair market value of the goods, other assets, or services given by the reporting foundation. If the foundation received less than fair market value in any transaction or sharing arrangement, show in column <b>(d)</b> the value of the goods, other assets, or services received.			

[illegible]

**2a** Is the foundation directly or indirectly affiliated with, or related to, one or more tax-exempt organizations described in section 501(c) of the Code (other than section 501(c)(3)) or in section 527? . . . . . ☐ Yes  
☒ No

**b** If "Yes," complete the following schedule

(a) Name of organization	(b) Type of organization	(c) Description of relationship

<b>Sign Here</b>	Under penalties of perjury, I declare that I have examined this return, including accompanying schedules and statements, and to the best of my knowledge and belief, it is true, correct, and complete. Declaration of preparer (other than taxpayer) is based on all information of which preparer has any knowledge.		
	<div style="text-align: center;">*****</div> <hr style="border: 0; border-top: 1px solid black; margin: 5px 0;"/> Signature of officer or trustee	<div style="text-align: center;">2016-11-15</div> <hr style="border: 0; border-top: 1px solid black; margin: 5px 0;"/> Date	<div style="text-align: center;">*****</div> <hr style="border: 0; border-top: 1px solid black; margin: 5px 0;"/> Title

May the IRS discuss this return with the preparer shown below  
 (see instr.)? ☐ Yes ☒ No

<b>Paid Preparer Use Only</b>	Print/Type preparer's name MICHELE MIRE	Preparer's Signature	Date	Check if self-employed <input type="checkbox"/>	PTIN P00048073
	Firm's name <input type="checkbox"/> Johnson Mire & Fernandez CPA			Firm's EIN <input type="checkbox"/>	
	Firm's address <input type="checkbox"/> 2008 Athania Parkway Metairie, LA 70001			Phone no (504) 779-5990	

Form 990PF Part IV - Capital Gains and Losses for Tax on Investment Income - Columns a - d

List and describe the kind(s) of property sold (e g , real estate, (a) 2-story brick warehouse, or common stock, 200 shs MLC Co )	(b) How acquired P—Purchase D—Donation	(c) Date acquired (mo , day, yr )	(d) Date sold (mo , day, yr )
LONG TERM CAPITAL GAIN DISTRIBUTIONS	P	2000-01-01	2015-12-31
CAPITAL GAINS FROM K-1	P	2000-01-01	2015-12-31
3% HOLDBACK LEVERAGED LOAN	P	2014-01-01	2015-04-01
54687 591 ABERDEEN ASIA-PAC	P	2014-01-01	2015-12-10
250 ACTAVIS PLC	P	2011-11-07	2015-04-09
500 ADDUS HOMECARE CORP	P	2015-09-04	2015-12-10
1910 ADT CORP	P	2015-02-05	2015-04-09
14800 ADT CORP	P	2015-02-05	2015-09-10
10078 ADVISORS DISCIPLINED TR ENHANCED EQTY INCM 1Q14	P	2014-07-31	2015-04-27
11469 ADVISORS DISCIPLINED TR INFL INCM STRAT 2014-2 MO	P	2014-07-31	2015-04-27

Form 990PF Part IV - Capital Gains and Losses for Tax on Investment Income - Columns e - h

(e) Gross sales price	(f) Depreciation allowed (or allowable)	(g) Cost or other basis plus expense of sale	(h) Gain or (loss) (e) plus (f) minus (g)
797,890			797,890
9,310			9,310
9,292			9,292
516,251		650,000	-133,749
74,625		16,132	58,493
11,108		14,334	-3,226
79,120		70,588	8,532
465,999		546,968	-80,969
92,089		98,666	-6,577
106,655		109,672	-3,017

Form 990PF Part IV - Capital Gains and Losses for Tax on Investment Income - Columns i - l

Complete only for assets showing gain in column (h) and owned by the foundation on 12/31/69			(l) Gains (Col (h) gain minus col (k), but not less than -0-) or Losses (from col (h))
(i) F M V as of 12/31/69	(j) Adjusted basis as of 12/31/69	(k) Excess of col (i) over col (j), if any	
			797,890
			9,310
			9,292
			-133,749
			58,493
			-3,226
			8,532
			-80,969
			-6,577
			-3,017

Form 990PF Part IV - Capital Gains and Losses for Tax on Investment Income - Columns a - d

List and describe the kind(s) of property sold (e g , real estate, (a) 2-story brick warehouse, or common stock, 200 shs MLC Co )	(b) How acquired P—Purchase D—Donation	(c) Date acquired (mo , day, yr )	(d) Date sold (mo , day, yr )
9598 ADVISORS DISCIPLINED TR TACTICAL INCOME 2014-2 MO	P	2014-07-31	2015-04-27
690 AETNA INC	P	2015-02-05	2015-04-09
10460 AFFYMETRIX INC	P	2015-07-02	2015-11-09
381 ALAMO GROUP	P	2013-12-16	2015-03-12
1700 ALBEMARLE CORPORATION	P	2014-11-07	2015-04-09
2030 ALLIANCE DATA SYSTEMS	P	2015-02-05	2015-12-09
810 ALLIANCE FIBER OPTIC PRODUCT	P	2015-05-07	2015-11-12
720 ALLIANCE ONE INTL INC	P	2015-10-07	2015-12-10
6000 ALLIANZGI NFJ DIV INT & PREM STRATEGY	P	2012-07-10	2015-04-27
500 ALLIED MOTION TECHNOLOGIES INC	P	2015-06-10	2015-07-09

Form 990PF Part IV - Capital Gains and Losses for Tax on Investment Income - Columns e - h

(e) Gross sales price	(f) Depreciation allowed (or allowable)	(g) Cost or other basis plus expense of sale	(h) Gain or (loss) (e) plus (f) minus (g)
91,876		100,005	-8,129
73,553		67,020	6,533
95,584		108,858	-13,274
21,508		21,473	35
93,064		103,951	-10,887
572,310		565,838	6,472
11,509		15,009	-3,500
8,599		14,941	-6,342
96,847		101,636	-4,789
10,688		13,741	-3,053

Form 990PF Part IV - Capital Gains and Losses for Tax on Investment Income - Columns i - l

Complete only for assets showing gain in column (h) and owned by the foundation on 12/31/69			(l) Gains (Col (h) gain minus col (k), but not less than -0-) or Losses (from col (h))
(i) F M V as of 12/31/69	(j) Adjusted basis as of 12/31/69	(k) Excess of col (i) over col (j), if any	
			-8,129
			6,533
			-13,274
			35
			-10,887
			6,472
			-3,500
			-6,342
			-4,789
			-3,053



Form 990PF Part IV - Capital Gains and Losses for Tax on Investment Income - Columns a - d

List and describe the kind(s) of property sold (e g , real estate, (a) 2-story brick warehouse, or common stock, 200 shs MLC Co )	(b) How acquired P—Purchase D—Donation	(c) Date acquired (mo , day, yr )	(d) Date sold (mo , day, yr )
9000 ALLSTATE CORP	P	2012-08-08	2015-07-09
395 ALMOST FAMILY INC	P	2015-05-12	2015-07-09
610 AMBARELLA INC	P	2013-11-07	2015-08-11
1190 AMBARELLA INC	P	2013-11-07	2015-12-10
1790 ANACOR PHARMACEUTICALS INC	P	2015-04-06	2015-07-16
1170 ANIXTER INTL	P	2014-04-07	2015-04-09
2945 ANWORTH MTG ASSET CORP	P	2015-05-12	2015-06-10
20000 APOLLO ADUCATION GROUP INC	P	2014-10-09	2015-02-10
600 APPLE INC	P	2013-09-16	2015-04-28
12500 ARCHER DANIELS MIDLAND CO	P	2014-04-09	2015-05-11

Form 990PF Part IV - Capital Gains and Losses for Tax on Investment Income - Columns e - h

(e) Gross sales price	(f) Depreciation allowed (or allowable)	(g) Cost or other basis plus expense of sale	(h) Gain or (loss) (e) plus (f) minus (g)
580,605		342,468	238,137
15,511		15,252	259
68,306		12,540	55,766
66,875		24,463	42,412
217,924		102,585	115,339
90,320		113,291	-22,971
15,004		15,129	-125
508,599		522,292	-13,693
77,588		39,380	38,208
619,454		551,025	68,429

Form 990PF Part IV - Capital Gains and Losses for Tax on Investment Income - Columns i - l

Complete only for assets showing gain in column (h) and owned by the foundation on 12/31/69			(l) Gains (Col (h) gain minus col (k), but not less than -0-) or Losses (from col (h))
(i) F M V as of 12/31/69	(j) Adjusted basis as of 12/31/69	(k) Excess of col (i) over col (j), if any	
			238,137
			259
			55,766
			42,412
			115,339
			-22,971
			-125
			-13,693
			38,208
			68,429

Form 990PF Part IV - Capital Gains and Losses for Tax on Investment Income - Columns a - d

List and describe the kind(s) of property sold (e.g., real estate, (a) 2-story brick warehouse, or common stock, 200 shs MLC Co.)	(b) How acquired P—Purchase D—Donation	Date acquired (c) (mo., day, yr.)	(d) Date sold (mo., day, yr.)
1270 ARRIS GROUP INC	P	2014-11-10	2015-04-28
3430 ARRIS GROUP INC	P	2014-04-07	2015-04-28
18000 ARRIS GROUP INC	P	2014-11-10	2015-08-11
1785 ASTA FUNDING INC	P	2015-05-12	2015-07-09
9240 AT&T INC	P	2013-08-12	2015-04-09
100 AUTOZONE INC	P	2013-02-11	2015-04-28
130 AUTOZONE INC	P	2013-02-11	2015-11-10
715 AZURE MIDSTREAM PARTNERS LP	P	2015-06-10	2015-06-10
1200 BALL CORP	P	2014-11-10	2015-04-09
8800 BALL CORP	P	2014-11-10	2015-06-09

Form 990PF Part IV - Capital Gains and Losses for Tax on Investment Income - Columns e - h

(e) Gross sales price	(f) Depreciation allowed (or allowable)	(g) Cost or other basis plus expense of sale	(h) Gain or (loss) (e) plus (f) minus (g)
46,467		39,037	7,430
125,774		91,559	34,215
504,813		553,273	-48,460
14,672		15,064	-392
306,921		322,542	-15,621
69,974		38,609	31,365
102,456		50,192	52,264
11,697		14,870	-3,173
84,226		78,815	5,411
621,156		577,973	43,183

Form 990PF Part IV - Capital Gains and Losses for Tax on Investment Income - Columns i - l

Complete only for assets showing gain in column (h) and owned by the foundation on 12/31/69			(l) Gains (Col. (h) gain minus col. (k), but not less than -0-) or Losses (from col. (h))
(i) F M V as of 12/31/69	(j) Adjusted basis as of 12/31/69	(k) Excess of col. (i) over col. (j), if any	
			7,430
			34,215
			-48,460
			-392
			-15,621
			31,365
			52,264
			-3,173
			5,411
			43,183

Form 990PF Part IV - Capital Gains and Losses for Tax on Investment Income - Columns a - d

List and describe the kind(s) of property sold (e g , real estate, (a) 2-story brick warehouse, or common stock, 200 shs MLC Co )	(b) How acquired P—Purchase D—Donation	Date acquired (c) (mo , day, yr )	(d) Date sold (mo , day, yr )
1850 BANCFIRST CORP	P	2009-04-01	2015-06-08
350 BARRETT BUSINESS SERVICES	P	2015-10-07	2015-11-16
110 BASSETT FURNITURE INDS	P	2015-05-12	2015-07-09
7710 BED BATH & BEYOND INC	P	2015-02-05	2015-05-11
640 BEL FUSE INC	P	2015-06-05	2015-10-13
16740 BEST BUY INC	P	2014-11-10	2015-12-09
36511 168 BLACKROCK HIGH YILED	P	2014-10-23	2015-01-09
26350 461 BLACKROCK HIGH YILED	P	2015-05-21	2015-11-03
4821 601 BLACKROCK II FLOATING RATE	P	2014-11-13	2015-04-27
2031 BOYD GAMING CORP	P	2013-10-02	2015-10-14

Form 990PF Part IV - Capital Gains and Losses for Tax on Investment Income - Columns e - h

(e) Gross sales price	(f) Depreciation allowed (or allowable)	(g) Cost or other basis plus expense of sale	Gain or (loss) (h) (e) plus (f) minus (g)
110,078		72,573	37,505
13,458		14,960	-1,502
3,738		2,978	760
543,890		607,978	-64,088
12,859		13,675	-816
520,891		588,362	-67,471
286,978		300,000	-13,022
200,000		210,804	-10,804
50,000		49,952	48
36,036		29,418	6,618

Form 990PF Part IV - Capital Gains and Losses for Tax on Investment Income - Columns i - l

Complete only for assets showing gain in column (h) and owned by the foundation on 12/31/69			(l) Gains (Col (h) gain minus col (k), but not less than -0-) or Losses (from col (h))
(i) F M V as of 12/31/69	(j) Adjusted basis as of 12/31/69	(k) Excess of col (i) over col (j), if any	
			37,505
			-1,502
			760
			-64,088
			-816
			-67,471
			-13,022
			-10,804
			48
			6,618

Form 990PF Part IV - Capital Gains and Losses for Tax on Investment Income - Columns a - d

List and describe the kind(s) of property sold (e g , real estate, (a) 2-story brick warehouse, or common stock, 200 shs MLC Co )	(b) How acquired P—Purchase D—Donation	(c) Date acquired (mo , day, yr )	(d) Date sold (mo , day, yr )
1160 BRAVO BRIO RESTAURANT	P	2015-09-04	2015-12-10
10680 BRINKER INTL	P	2014-10-09	2015-09-10
895 BUILD A BEAR WORKSHOP INC	P	2015-05-12	2015-07-09
1225 CALAMOS ASSET MGMT	P	2015-05-07	2015-08-11
7100 CAPITAL ONE FINL CORP	P	2014-09-09	2015-09-10
6640 CARISLE COMPANIES	P	2014-06-10	2015-02-10
5800 CARTER'S INC	P	2015-06-04	2015-08-11
525 CASH AMERICA INTL	P	2015-09-04	2015-11-12
161 CENTENE CORP	P	2014-11-07	2015-01-26
220 CEVA INC	P	2015-08-06	2015-12-10

Form 990PF Part IV - Capital Gains and Losses for Tax on Investment Income - Columns e - h

(e) Gross sales price	(f) Depreciation allowed (or allowable)	(g) Cost or other basis plus expense of sale	(h) Gain or (loss) (e) plus (f) minus (g)
11,910		14,485	-2,575
566,884		572,661	-5,777
14,242		15,126	-884
14,332		15,111	-779
530,456		581,069	-50,613
619,862		583,026	36,836
571,169		605,815	-34,646
17,686		14,140	3,546
17,665		14,877	2,788
5,459		3,905	1,554

Form 990PF Part IV - Capital Gains and Losses for Tax on Investment Income - Columns i - l

Complete only for assets showing gain in column (h) and owned by the foundation on 12/31/69			(l) Gains (Col (h) gain minus col (k), but not less than -0-) or Losses (from col (h))
(i) F M V as of 12/31/69	(j) Adjusted basis as of 12/31/69	(k) Excess of col (i) over col (j), if any	
			-2,575
			-5,777
			-884
			-779
			-50,613
			36,836
			-34,646
			3,546
			2,788
			1,554

Form 990PF Part IV - Capital Gains and Losses for Tax on Investment Income - Columns a - d

List and describe the kind(s) of property sold (e g , real estate, (a) 2-story brick warehouse, or common stock, 200 shs MLC Co )	(b) How acquired P—Purchase D—Donation	(c) Date acquired (mo , day, yr )	(d) Date sold (mo , day, yr )
876 CHIPOTLE MEXICAN GRILL INC	P	2015-02-05	2015-05-11
550 CITI TRENDS	P	2015-06-05	2015-12-10
487 CITY HOLDING CO	P	2014-01-01	2015-03-12
5650 CNO FINANCIAL GROUP INC	P	2012-08-30	2015-03-12
12399 138 COLUMBIA INCOME BUILDER CL A	P	2012-10-31	2015-04-27
10860 COMCAST CORP	P	2014-01-01	2015-04-09
9550 COMCAST CORP	P	2015-07-06	2015-09-10
1770 CONSTELLATIONS BRANDS INC	P	2013-12-10	2015-02-10
1080 CONSTELLATIONS BRANDS INC	P	2013-12-10	2015-10-09
695 CORE MOLDING TECHNOLOGIES INC	P	2015-05-07	2015-12-10

Form 990PF Part IV - Capital Gains and Losses for Tax on Investment Income - Columns e - h

(e) Gross sales price	(f) Depreciation allowed (or allowable)	(g) Cost or other basis plus expense of sale	(h) Gain or (loss) (e) plus (f) minus (g)
545,176		590,121	-44,945
11,148		14,304	-3,156
22,504		17,069	5,435
93,146		50,543	42,603
149,900		145,006	4,894
632,494		273,837	358,657
530,360		595,869	-65,509
198,839		125,860	72,979
141,554		76,796	64,758
8,412		15,708	-7,296

Form 990PF Part IV - Capital Gains and Losses for Tax on Investment Income - Columns i - l

Complete only for assets showing gain in column (h) and owned by the foundation on 12/31/69			(l) Gains (Col (h) gain minus col (k), but not less than -0-) or Losses (from col (h))
(i) F M V as of 12/31/69	(j) Adjusted basis as of 12/31/69	(k) Excess of col (i) over col (j), if any	
			-44,945
			-3,156
			5,435
			42,603
			4,894
			358,657
			-65,509
			72,979
			64,758
			-7,296

**Form 990PF Part IV - Capital Gains and Losses for Tax on Investment Income - Columns a - d**

List and describe the kind(s) of property sold (e g , real estate, <b>(a)</b> 2-story brick warehouse, or common stock, 200 shs MLC Co )	<b>(b)</b> How acquired P—Purchase D—Donation	<b>(c)</b> Date acquired (mo , day, yr )	<b>(d)</b> Date sold (mo , day, yr )
510 COVENANT TRANSPORTATION GROUP CL A	P	2015-05-12	2015-07-09
2635 COWEN GROUP INC	P	2015-08-06	2015-12-10
525 CRA INTERNATIONAL INC	P	2015-05-12	2015-06-10
3910 CRACKER BARREL OLD COUNTRY STORE, INC	P	2015-06-10	2015-12-09
575 CULP INC	P	2015-05-12	2015-06-10
1840 CVS HEALTH CORP	P	2012-10-08	2015-03-10
4958 DANA HOLDINGS CORP	P	2013-10-09	2015-06-08
9590 DARDEN RESTAURANTS INC	P	2015-03-05	2015-06-09
1100 DECKERS OUTDOOR CORP	P	2014-04-07	2015-06-08
45638 087 DELAWARE EMERGING MARKETS	P	2014-01-01	2015-02-26

**Form 990PF Part IV - Capital Gains and Losses for Tax on Investment Income - Columns e - h**

<b>(e)</b> Gross sales price	<b>(f)</b> Depreciation allowed (or allowable)	<b>(g)</b> Cost or other basis plus expense of sale	<b>(h)</b> Gain or (loss) (e) plus (f) minus (g)
12,291		14,965	-2,674
11,410		15,113	-3,703
14,374		14,933	-559
488,700		601,213	-112,513
15,582		15,290	292
190,107		89,823	100,284
109,394		108,017	1,377
620,309		614,919	5,390
78,130		86,874	-8,744
666,316		700,000	-33,684

**Form 990PF Part IV - Capital Gains and Losses for Tax on Investment Income - Columns i - l**

Complete only for assets showing gain in column (h) and owned by the foundation on 12/31/69			<b>(l)</b> Gains (Col (h) gain minus col (k), but not less than -0-) or Losses (from col (h))
<b>(i)</b> F M V as of 12/31/69	<b>(j)</b> Adjusted basis as of 12/31/69	<b>(k)</b> Excess of col (i) over col (j), if any	
			-2,674
			-3,703
			-559
			-112,513
			292
			100,284
			1,377
			5,390
			-8,744
			-33,684

Form 990PF Part IV - Capital Gains and Losses for Tax on Investment Income - Columns a - d

List and describe the kind(s) of property sold (e.g., real estate, (a) 2-story brick warehouse, or common stock, 200 shs MLC Co.)	(b) How acquired P—Purchase D—Donation	Date acquired (c) (mo., day, yr.)	(d) Date sold (mo., day, yr.)
12000 DEVRY EDUCATION GROUP	P	2014-07-10	2015-03-10
9000 DISCOVER FINL SVCS	P	2012-02-21	2015-04-09
6600 DISNEY WALT CO	P	2014-01-01	2015-01-12
15467 626 DODGE & COX INCOME FUND	P	2015-01-01	2015-04-13
2440 DOT HILL SYSTEMS CORP	P	2015-07-06	2015-08-24
5710 DOVER CORP	P	2013-06-11	2015-01-12
11090 DOW CHEM CO	P	2014-05-09	2015-01-12
1350 DSP GROUP INC	P	2015-05-12	2015-06-10
420 DTS, INC	P	2015-05-07	2015-09-08
490 DUCOMMUN INC	P	2015-05-15	2015-06-10

Form 990PF Part IV - Capital Gains and Losses for Tax on Investment Income - Columns e - h

(e) Gross sales price	(f) Depreciation allowed (or allowable)	(g) Cost or other basis plus expense of sale	Gain or (loss) (h) (e) plus (f) minus (g)
412,921		531,082	-118,161
520,241		266,967	253,274
611,685		259,843	351,842
215,000		215,464	-464
23,533		14,950	8,583
398,103		372,785	25,318
481,754		546,356	-64,602
14,475		15,120	-645
12,009		15,052	-3,043
11,291		14,896	-3,605

Form 990PF Part IV - Capital Gains and Losses for Tax on Investment Income - Columns i - l

Complete only for assets showing gain in column (h) and owned by the foundation on 12/31/69			(l) Gains (Col. (h) gain minus col. (k), but not less than -0-) or Losses (from col. (h))
(i) F M V as of 12/31/69	(j) Adjusted basis as of 12/31/69	(k) Excess of col. (i) over col. (j), if any	
			-118,161
			253,274
			351,842
			-464
			8,583
			25,318
			-64,602
			-645
			-3,043
			-3,605

Form 990PF Part IV - Capital Gains and Losses for Tax on Investment Income - Columns a - d

List and describe the kind(s) of property sold (e g , real estate, (a) 2-story brick warehouse, or common stock, 200 shs MLC Co )	(b) How acquired P—Purchase D—Donation	Date acquired (c) (mo , day, yr )	(d) Date sold (mo , day, yr )
625 DUCOMMUN INC	P	2015-09-04	2015-12-10
11420 DUNKIN BRANKDS GROUP INC	P	2015-06-04	2015-11-10
3700 DYNEGY INC	P	2014-08-14	2015-03-12
2300 EAST WEST BANCORP INC	P	2014-11-10	2015-04-28
15000 EAST WEST BANCORP INC	P	2014-11-10	2015-10-09
1410 ENPHASE ENERGY	P	2015-05-12	2015-06-10
7620 ENSCO PLC	P	2023-09-10	2015-03-10
1180 EQT MIDSTREAM PARTNERS LP	P	2014-11-07	2015-06-08
2770 ESSENDANT INC	P	2013-01-17	2015-06-08
860 EXPEDIA INC	P	2014-06-10	2015-04-09

Form 990PF Part IV - Capital Gains and Losses for Tax on Investment Income - Columns e - h

(e) Gross sales price	(f) Depreciation allowed (or allowable)	(g) Cost or other basis plus expense of sale	(h) Gain or (loss) (e) plus (f) minus (g)
9,889		14,467	-4,578
472,331		601,588	-129,257
98,203		104,125	-5,922
95,981		86,765	9,216
565,556		565,859	-303
12,819		15,366	-2,547
178,752		434,960	-256,208
99,237		104,796	-5,559
110,406		90,113	20,293
84,529		64,515	20,014

Form 990PF Part IV - Capital Gains and Losses for Tax on Investment Income - Columns i - l

Complete only for assets showing gain in column (h) and owned by the foundation on 12/31/69			(l) Gains (Col (h) gain minus col (k), but not less than -0-) or Losses (from col (h))
(i) F M V as of 12/31/69	(j) Adjusted basis as of 12/31/69	(k) Excess of col (i) over col (j), if any	
			-4,578
			-129,257
			-5,922
			9,216
			-303
			-2,547
			-256,208
			-5,559
			20,293
			20,014



Form 990PF Part IV - Capital Gains and Losses for Tax on Investment Income - Columns a - d

List and describe the kind(s) of property sold (e g , real estate, (a) 2-story brick warehouse, or common stock, 200 shs MLC Co )	(b) How acquired P—Purchase D—Donation	(c) Date acquired (mo , day, yr )	(d) Date sold (mo , day, yr )
1660 EXPEDIA INC	P	2014-06-10	2015-10-09
805 FABRINET	P	2015-05-07	2015-11-12
1341 FEI COMPANY	P	2011-11-22	2015-03-12
4840 FIRST ACCEPTANCE CORPORATION	P	2015-07-06	2015-08-11
9323 FIRST TRUST ALT INCM SER 9 MO	P	2014-03-11	2015-04-27
15151 FIRST TRUST INTEREST RATE HEDGE 89 MO	P	2014-03-11	2015-04-27
15428 FIRST TRUST INTEREST RT HEDGE 69 MO	P	2014-03-11	2015-05-07
5050 FIRST TRUST INTEREST RT HEDGE 75 MO	P	2014-03-11	2015-04-27
10550 FIRST TRUST INVESTMENT GRADE SEL 43MO	P	2013-05-30	2015-03-19
13432 FIRST TRUST MLP & ENERGY 32 MO	P	2014-03-11	2015-04-27

Form 990PF Part IV - Capital Gains and Losses for Tax on Investment Income - Columns e - h

(e) Gross sales price	(f) Depreciation allowed (or allowable)	(g) Cost or other basis plus expense of sale	(h) Gain or (loss) (e) plus (f) minus (g)
204,869		124,528	80,341
18,509		15,211	3,298
100,430		49,734	50,696
14,395		15,715	-1,320
86,362		90,874	-4,512
142,798		149,877	-7,079
146,363		149,305	-2,942
53,006		49,986	3,020
84,298		98,387	-14,089
137,849		135,003	2,846

Form 990PF Part IV - Capital Gains and Losses for Tax on Investment Income - Columns i - l

Complete only for assets showing gain in column (h) and owned by the foundation on 12/31/69			(l) Gains (Col (h) gain minus col (k), but not less than -0-) or Losses (from col (h))
(i) F M V as of 12/31/69	(j) Adjusted basis as of 12/31/69	(k) Excess of col (i) over col (j), if any	
			80,341
			3,298
			50,696
			-1,320
			-4,512
			-7,079
			-2,942
			3,020
			-14,089
			2,846

Form 990PF Part IV - Capital Gains and Losses for Tax on Investment Income - Columns a - d

List and describe the kind(s) of property sold (e g , real estate, (a) 2-story brick warehouse, or common stock, 200 shs MLC Co )	(b) How acquired P—Purchase D—Donation	(c) Date acquired (mo , day, yr )	(d) Date sold (mo , day, yr )
10255 FIRST TRUST STRAT INCM PLUS 51 MO	P	2014-03-11	2015-04-27
9607 FIRST TRUST STRATEGIC DIV PLUS 17 MO	P	2013-06-30	2015-04-27
2300 FISERVE INC	P	2012-02-21	2015-12-09
515 FLANIGAN'S ENTERPRISES INC	P	2015-05-07	2015-10-13
2460 FOOT LOCKER INC	P	2015-01-07	2015-10-09
595 FRANKLIN FINANCIAL SERVICES	P	2015-05-07	2015-11-12
108074 981 FRANKLIN INCOME CL A	P	2003-04-21	2015-04-27
1170 FUTUREFUEL CORP	P	2015-07-06	2015-08-11
13770 GAMESTOP	P	2014-07-10	2015-12-09
975 GENERAL COMMUNICATION INC	P	2015-05-07	2015-08-10

Form 990PF Part IV - Capital Gains and Losses for Tax on Investment Income - Columns e - h

(e) Gross sales price	(f) Depreciation allowed (or allowable)	(g) Cost or other basis plus expense of sale	(h) Gain or (loss) (e) plus (f) minus (g)
92,312		96,556	-4,244
95,141		99,910	-4,769
217,009		75,078	141,931
13,842		15,223	-1,381
176,444		139,525	36,919
13,695		15,186	-1,491
263,697		235,658	28,039
12,515		14,722	-2,207
451,740		575,923	-124,183
18,901		14,827	4,074

Form 990PF Part IV - Capital Gains and Losses for Tax on Investment Income - Columns i - l

Complete only for assets showing gain in column (h) and owned by the foundation on 12/31/69			(l) Gains (Col (h) gain minus col (k), but not less than -0-) or Losses (from col (h))
(i) F M V as of 12/31/69	(j) Adjusted basis as of 12/31/69	(k) Excess of col (i) over col (j), if any	
			-4,244
			-4,769
			141,931
			-1,381
			36,919
			-1,491
			28,039
			-2,207
			-124,183
			4,074

Form 990PF Part IV - Capital Gains and Losses for Tax on Investment Income - Columns a - d

List and describe the kind(s) of property sold (e g , real estate, (a) 2-story brick warehouse, or common stock, 200 shs MLC Co )	(b) How acquired P—Purchase D—Donation	(c) Date acquired (mo , day, yr )	(d) Date sold (mo , day, yr )
6167 GENERAL MOTORS WARRANTS	P	2004-06-14	2015-07-02
37780 GENTEX CORP	P	2013-10-08	2015-02-10
GLOBAL ACCESS	P	2015-01-26	2015-01-26
940 GLOBAL PAYMENTS INC	P	2014-04-07	2015-12-10
2000 GOLDMAN SACHS GROUP INC 6 125%	P	2014-11-01	2015-11-02
465 GP STRATEGIES CORP	P	2015-05-12	2015-06-10
2520 GREAT PLAINS INC	P	2014-06-06	2015-03-12
1015 GUARANTY FEDERAL BNCSHS INC	P	2015-05-12	2015-06-10
9809 GUGGENHEIM CONV & INCM 19 MO	P	2014-06-17	2015-04-27
7616 GUGGENHEIM ENERGY 16 MO	P	2014-06-17	2015-04-27

Form 990PF Part IV - Capital Gains and Losses for Tax on Investment Income - Columns e - h

(e) Gross sales price	(f) Depreciation allowed (or allowable)	(g) Cost or other basis plus expense of sale	(h) Gain or (loss) (e) plus (f) minus (g)
125,117		399,974	-274,857
643,587		482,902	160,685
4			4
65,864		30,891	34,973
50,000		49,902	98
14,531		14,759	-228
72,747		75,267	-2,520
14,493		15,063	-570
90,759		99,406	-8,647
65,726		87,239	-21,513

Form 990PF Part IV - Capital Gains and Losses for Tax on Investment Income - Columns i - l

Complete only for assets showing gain in column (h) and owned by the foundation on 12/31/69			(l) Gains (Col (h) gain minus col (k), but not less than -0-) or Losses (from col (h))
(i) F M V as of 12/31/69	(j) Adjusted basis as of 12/31/69	(k) Excess of col (i) over col (j), if any	
			-274,857
			160,685
			4
			34,973
			98
			-228
			-2,520
			-570
			-8,647
			-21,513

Form 990PF Part IV - Capital Gains and Losses for Tax on Investment Income - Columns a - d

List and describe the kind(s) of property sold (e g , real estate, (a) 2-story brick warehouse, or common stock, 200 shs MLC Co )	(b) How acquired P—Purchase D—Donation	(c) Date acquired (mo , day, yr )	(d) Date sold (mo , day, yr )
10001 GUGGENHEIM MLP & ENERGY 2 MO	P	2013-03-28	2015-03-30
9218 GUGGENHEIM US HI DIV STRAT 2YR	P	2013-06-28	2015-02-23
5050 GUGGENHEIM US HIGH DIV STRAT 2YR 4 MO	P	2014-06-17	2015-04-27
12872 GUGGENHEIM US HIGH DIV STRAT 2YR 6 MO	P	2014-06-17	2015-04-27
2580 HANDY & HARMAN LTD	P	2014-12-04	2015-08-11
18970 HANESBRANDS	P	2015-05-06	2015-08-11
4730 HARMON INTERNATIONAL	P	2015-05-06	2015-06-09
811 HARMON INTERNATIONAL	P	2015-05-05	2015-07-08
10930 HCC INSURANCE HOLDINGS	P	2015-02-05	2015-06-15
320 HCI GROUP INC	P	2015-05-07	2015-10-13

Form 990PF Part IV - Capital Gains and Losses for Tax on Investment Income - Columns e - h

(e) Gross sales price	(f) Depreciation allowed (or allowable)	(g) Cost or other basis plus expense of sale	(h) Gain or (loss) (e) plus (f) minus (g)
84,999		100,005	-15,006
114,123		99,888	14,235
59,012		45,413	13,599
126,115		127,807	-1,692
74,917		101,261	-26,344
539,685		587,852	-48,167
579,675		579,500	175
95,791		102,618	-6,827
841,239		610,580	230,659
13,008		15,079	-2,071

Form 990PF Part IV - Capital Gains and Losses for Tax on Investment Income - Columns i - l

Complete only for assets showing gain in column (h) and owned by the foundation on 12/31/69			(l) Gains (Col (h) gain minus col (k), but not less than -0-) or Losses (from col (h))
(i) F M V as of 12/31/69	(j) Adjusted basis as of 12/31/69	(k) Excess of col (i) over col (j), if any	
			-15,006
			14,235
			13,599
			-1,692
			-26,344
			-48,167
			175
			-6,827
			230,659
			-2,071

Form 990PF Part IV - Capital Gains and Losses for Tax on Investment Income - Columns a - d

List and describe the kind(s) of property sold (e g , real estate, (a) 2-story brick warehouse, or common stock, 200 shs MLC Co )	(b) How acquired P—Purchase D—Donation	(c) Date acquired (mo , day, yr )	(d) Date sold (mo , day, yr )
1050 HERITAGE-CRYSTAL CLEAN INC	P	2015-07-06	2015-08-11
470 HESKA CORP	P	2015-11-06	2015-12-10
1270 HMN FINANCIAL INC	P	2015-05-07	2015-08-11
475 HURCO COMPANIES INC	P	2015-05-07	2015-08-11
430 ICF INTERNATIONAL INC	P	2015-09-04	2015-11-12
1722 IDT CORP	P	2013-12-16	2015-01-26
20230 INGRAM MICRO	P	2014-08-12	2015-02-10
770 INTELIGENT INC	P	2015-09-07	2015-10-13
20036 INVESCO ENRGY 50 QT	P	2014-05-14	2015-04-27
14915 INVESCO HIGH INCOME ALLOC 2014-3 MO	P	2014-07-31	2015-04-27

Form 990PF Part IV - Capital Gains and Losses for Tax on Investment Income - Columns e - h

(e) Gross sales price	(f) Depreciation allowed (or allowable)	(g) Cost or other basis plus expense of sale	(h) Gain or (loss) (e) plus (f) minus (g)
13,203		15,225	-2,022
16,791		15,382	1,409
14,540		15,583	-1,043
14,575		15,101	-526
13,748		14,387	-639
37,638		30,007	7,631
506,200		564,990	-58,790
15,844		14,549	1,295
170,210		199,494	-29,284
144,659		149,997	-5,338

Form 990PF Part IV - Capital Gains and Losses for Tax on Investment Income - Columns i - l

Complete only for assets showing gain in column (h) and owned by the foundation on 12/31/69			(l) Gains (Col (h) gain minus col (k), but not less than -0-) or Losses (from col (h))
(i) F M V as of 12/31/69	(j) Adjusted basis as of 12/31/69	(k) Excess of col (i) over col (j), if any	
			-2,022
			1,409
			-1,043
			-526
			-639
			7,631
			-58,790
			1,295
			-29,284
			-5,338

Form 990PF Part IV - Capital Gains and Losses for Tax on Investment Income - Columns a - d

List and describe the kind(s) of property sold (e g , real estate, (a) 2-story brick warehouse, or common stock, 200 shs MLC Co )	(b) How acquired P—Purchase D—Donation	(c) Date acquired (mo , day, yr )	(d) Date sold (mo , day, yr )
14830 INVESCO LTD	P	2014-08-12	2015-10-09
9833 INVESCO MLP & INCM 5 MO	P	2014-07-31	2015-04-27
10317 INVESCO STRAT GLBL INCM 19 MO	P	2014-07-31	2015-04-27
145 INVESTMENT GRADE INCOME TR 10-20 YR UNIT 28	P	2012-07-19	2015-04-27
360 ISHARES CORES S&P MID-CAP	P	2014-01-01	2015-02-20
179 ISHARES CORES S&P MID-CAP	P	2015-01-01	2015-12-22
7741 ISHARES MSCI EAFE INDEX FUND	P	2015-01-01	2015-08-26
6800 ISHARES MSCI EAFE INDEX FUND	P	2014-01-01	2015-08-31
4109 ISHARES MSCI EMERGING MARKET	P	2014-01-01	2015-08-10
200 ISLE OF CAPRI CASINOS INC	P	2015-05-12	2015-07-09

Form 990PF Part IV - Capital Gains and Losses for Tax on Investment Income - Columns e - h

(e) Gross sales price	(f) Depreciation allowed (or allowable)	(g) Cost or other basis plus expense of sale	(h) Gain or (loss) (e) plus (f) minus (g)
479,705		572,732	-93,027
86,329		99,794	-13,465
90,610		99,648	-9,038
133,786		141,387	-7,601
54,015		44,804	9,211
25,279		26,939	-1,660
464,187		490,628	-26,441
404,399		462,319	-57,920
151,849		161,319	-9,470
3,682		2,965	717

Form 990PF Part IV - Capital Gains and Losses for Tax on Investment Income - Columns i - l

Complete only for assets showing gain in column (h) and owned by the foundation on 12/31/69			(l) Gains (Col (h) gain minus col (k), but not less than -0-) or Losses (from col (h))
(i) F M V as of 12/31/69	(j) Adjusted basis as of 12/31/69	(k) Excess of col (i) over col (j), if any	
			-93,027
			-13,465
			-9,038
			-7,601
			9,211
			-1,660
			-26,441
			-57,920
			-9,470
			717

Form 990PF Part IV - Capital Gains and Losses for Tax on Investment Income - Columns a - d

List and describe the kind(s) of property sold (e g , real estate, (a) 2-story brick warehouse, or common stock, 200 shs MLC Co )	(b) How acquired P—Purchase D—Donation	(c) Date acquired (mo , day, yr )	(d) Date sold (mo , day, yr )
6200 JACK IN THE BOX INC	P	2015-08-06	2015-11-10
620 JAMES RIVER GRP HLDGS	P	2015-05-12	2015-06-10
305 KADANT	P	2015-05-12	2015-06-10
41090 KEYCORP	P	2015-05-06	2015-11-10
1200 KIMBALL ELECTRONICS INC	P	2015-10-07	2015-12-10
520 KMG CHEMICALS	P	2015-05-12	2015-07-09
8230 KOHLS CORP	P	2015-05-06	2015-07-09
7240 LAM RESEARCH	P	2015-06-04	2015-10-09
500 LANETT CO	P	2014-12-04	2015-03-12
1550 LANNETT CO INC	P	2014-12-04	2015-12-10

Form 990PF Part IV - Capital Gains and Losses for Tax on Investment Income - Columns e - h

(e) Gross sales price	(f) Depreciation allowed (or allowable)	(g) Cost or other basis plus expense of sale	(h) Gain or (loss) (e) plus (f) minus (g)
455,171		568,913	-113,742
13,807		14,807	-1,000
13,970		14,911	-941
530,705		598,603	-67,898
13,093		14,687	-1,594
13,112		15,267	-2,155
516,365		596,472	-80,107
470,706		600,992	-130,286
32,260		23,894	8,366
55,557		74,073	-18,516

Form 990PF Part IV - Capital Gains and Losses for Tax on Investment Income - Columns i - l

Complete only for assets showing gain in column (h) and owned by the foundation on 12/31/69			(l) Gains (Col (h) gain minus col (k), but not less than -0-) or Losses (from col (h))
(i) F M V as of 12/31/69	(j) Adjusted basis as of 12/31/69	(k) Excess of col (i) over col (j), if any	
			-113,742
			-1,000
			-941
			-67,898
			-1,594
			-2,155
			-80,107
			-130,286
			8,366
			-18,516

Form 990PF Part IV - Capital Gains and Losses for Tax on Investment Income - Columns a - d

List and describe the kind(s) of property sold (e g , real estate, (a) 2-story brick warehouse, or common stock, 200 shs MLC Co )	(b) How acquired P—Purchase D—Donation	(c) Date acquired (mo , day, yr )	(d) Date sold (mo , day, yr )
2300 LANTHEUS HOLDIGS INC	P	2015-08-07	2015-09-10
415 LEGG MASON INC	P	2014-06-06	2015-03-12
1700 LEGG MASON INC	P	2014-06-06	2015-09-09
560 LEMAITRE VASCULAR INC	P	2015-05-07	2015-12-10
490 LHC GROUP INC	P	2015-05-07	2015-08-12
2710 LIONBRIDGE TECHNOLOGIES INC	P	2015-05-12	2015-06-10
1060 LITTELFUSE INC	P	2014-01-01	2015-10-14
830 LYONDELL BASEL INC	P	2015-02-05	2015-04-28
9481 038 MANAGED INC FD-INSTL FUND 2119	P	2015-01-01	2015-04-13
19960 08 MANAGED INC FD-INSTL FUND 2119	P	2015-01-01	2015-04-16

Form 990PF Part IV - Capital Gains and Losses for Tax on Investment Income - Columns e - h

(e) Gross sales price	(f) Depreciation allowed (or allowable)	(g) Cost or other basis plus expense of sale	(h) Gain or (loss) (e) plus (f) minus (g)
15,467		15,050	417
23,572		21,118	2,454
72,243		86,507	-14,264
8,982		5,499	3,483
24,788		16,086	8,702
15,435		15,000	435
97,502		44,347	53,155
80,383		73,997	6,386
95,000		95,000	
200,000		200,000	

Form 990PF Part IV - Capital Gains and Losses for Tax on Investment Income - Columns i - l

Complete only for assets showing gain in column (h) and owned by the foundation on 12/31/69			(l) Gains (Col (h) gain minus col (k), but not less than -0-) or Losses (from col (h))
(i) F M V as of 12/31/69	(j) Adjusted basis as of 12/31/69	(k) Excess of col (i) over col (j), if any	
			417
			2,454
			-14,264
			3,483
			8,702
			435
			53,155
			6,386



Form 990PF Part IV - Capital Gains and Losses for Tax on Investment Income - Columns a - d

List and describe the kind(s) of property sold (e g , real estate, (a) 2-story brick warehouse, or common stock, 200 shs MLC Co )	(b) How acquired P—Purchase D—Donation	(c) Date acquired (mo , day, yr )	(d) Date sold (mo , day, yr )
2347 652 MANAGED INC FD-INSTL FUND 2119	P	2015-01-01	2015-08-27
6730 MANPOWERGROUP INC	P	2014-06-10	2015-02-10
14000 MARATHON	P	2014-01-01	2015-10-09
10890 MARSH & MCLENNAN CO	P	2014-10-09	2015-09-10
1350 MAXLINEAR INC	P	2015-08-06	2015-10-13
460 MEDTRONIC PLC	P	2014-10-27	2015-04-28
8000 MEDTRONIC PLC	P	2014-10-27	2015-11-10
3340 MERGE HEALTHCARE INC	P	2015-05-07	2015-08-11
160 MESA LABORATORIES INC	P	2015-07-06	2015-09-10
12500 METLIFE INCORPORATED PFD 6 50	P	2005-05-09	2015-06-29

Form 990PF Part IV - Capital Gains and Losses for Tax on Investment Income - Columns e - h

(e) Gross sales price	(f) Depreciation allowed (or allowable)	(g) Cost or other basis plus expense of sale	(h) Gain or (loss) (e) plus (f) minus (g)
23,500		23,500	
497,072		580,383	-83,311
260,852		393,325	-132,473
565,558		552,527	13,031
16,568		14,686	1,882
36,023		30,596	5,427
607,482		532,099	75,383
23,380		15,260	8,120
17,335		14,418	2,917
312,500		312,881	-381

Form 990PF Part IV - Capital Gains and Losses for Tax on Investment Income - Columns i - l

Complete only for assets showing gain in column (h) and owned by the foundation on 12/31/69			(l) Gains (Col (h) gain minus col (k), but not less than -0-) or Losses (from col (h))
(i) F M V as of 12/31/69	(j) Adjusted basis as of 12/31/69	(k) Excess of col (i) over col (j), if any	
			-83,311
			-132,473
			13,031
			1,882
			5,427
			75,383
			8,120
			2,917
			-381

Form 990PF Part IV - Capital Gains and Losses for Tax on Investment Income - Columns a - d

List and describe the kind(s) of property sold (e g , real estate, (a) 2-story brick warehouse, or common stock, 200 shs MLC Co )	(b) How acquired P—Purchase D—Donation	(c) Date acquired (mo , day, yr )	(d) Date sold (mo , day, yr )
17350 MICRON TECHNOLOGY INC	P	2015-01-07	2015-06-09
645 MILLER INDUSTRIES INC	P	2015-05-12	2015-06-10
1335 MINERALS TECHNOLOGIES INC	P	2014-11-07	2015-09-09
12500 MORGAN STANLEY CAPITAL TRUST 6 6%	P	2014-05-01	2015-05-12
397 MULTI-COLOR CORP	P	2014-11-07	2015-01-26
2400 MYLAN NV EUR	P	2013-01-09	2015-04-09
1600 MYLAN NV EUR	P	2013-01-09	2015-04-28
700 MYLAN NV EUR	P	2013-01-09	2015-05-11
510 MYR GROUP INC	P	2015-05-07	2015-09-10
2000 NASDAQ OMX GROUP	P	2013-02-11	2015-05-11

Form 990PF Part IV - Capital Gains and Losses for Tax on Investment Income - Columns e - h

(e) Gross sales price	(f) Depreciation allowed (or allowable)	(g) Cost or other basis plus expense of sale	(h) Gain or (loss) (e) plus (f) minus (g)
467,784		559,675	-91,891
12,890		13,217	-327
70,217		100,096	-29,879
312,500		313,055	-555
23,626		21,329	2,297
139,329		67,494	71,835
116,668		44,996	71,672
50,201		19,686	30,515
14,240		14,891	-651
98,508		60,399	38,109

Form 990PF Part IV - Capital Gains and Losses for Tax on Investment Income - Columns i - l

Complete only for assets showing gain in column (h) and owned by the foundation on 12/31/69			(l) Gains (Col (h) gain minus col (k), but not less than -0-) or Losses (from col (h))
(i) F M V as of 12/31/69	(j) Adjusted basis as of 12/31/69	(k) Excess of col (i) over col (j), if any	
			-91,891
			-327
			-29,879
			-555
			2,297
			71,835
			71,672
			30,515
			-651
			38,109

Form 990PF Part IV - Capital Gains and Losses for Tax on Investment Income - Columns a - d

List and describe the kind(s) of property sold (e g , real estate, (a) 2-story brick warehouse, or common stock, 200 shs MLC Co )	(b) How acquired P—Purchase D—Donation	(c) Date acquired (mo , day, yr )	(d) Date sold (mo , day, yr )
2000 NASDAQ OMX GROUP	P	2013-02-11	2015-12-04
160 NATURAL HEALTH TRENDS CORP	P	2015-05-07	2015-06-10
160 NATURAL HEALTH TRENDS CORP	P	2015-05-07	2015-11-12
90 NATURAL HEALTH TRENDS CORP	P	2015-05-07	2015-12-10
2500 NEOGENOMICS INC	P	2015-08-07	2015-11-05
NET TAX LOT ADJUSTMENTS	P	2015-01-31	2015-01-31
NET TAX LOT ADJUSTMENTS	P	2015-01-31	2015-01-31
4548 211 NEUBERGER BER MU/C OPP	P	2015-01-01	2015-05-18
1666 667 NEUBERGER BER MU/C OPP	P	2014-01-01	2015-12-18
1950 NORTHROP GRUMMAN CORP	P	2012-10-08	2015-02-10

Form 990PF Part IV - Capital Gains and Losses for Tax on Investment Income - Columns e - h

(e) Gross sales price	(f) Depreciation allowed (or allowable)	(g) Cost or other basis plus expense of sale	(h) Gain or (loss) (e) plus (f) minus (g)
117,918		60,399	57,519
5,301		4,024	1,277
8,074		4,024	4,050
4,209		2,264	1,945
19,437		14,730	4,707
		3,966	-3,966
		806	-806
75,000		73,772	1,228
25,000		26,907	-1,907
317,058		135,228	181,830

Form 990PF Part IV - Capital Gains and Losses for Tax on Investment Income - Columns i - l

Complete only for assets showing gain in column (h) and owned by the foundation on 12/31/69			(l) Gains (Col (h) gain minus col (k), but not less than -0-) or Losses (from col (h))
(i) F M V as of 12/31/69	(j) Adjusted basis as of 12/31/69	(k) Excess of col (i) over col (j), if any	
			57,519
			1,277
			4,050
			1,945
			4,707
			-3,966
			-806
			1,228
			-1,907
			181,830

Form 990PF Part IV - Capital Gains and Losses for Tax on Investment Income - Columns a - d

List and describe the kind(s) of property sold (e g , real estate, (a) 2-story brick warehouse, or common stock, 200 shs MLC Co )	(b) How acquired P—Purchase D—Donation	(c) Date acquired (mo , day, yr )	(d) Date sold (mo , day, yr )
500 NORTHROP GRUMMAN CORP	P	2012-10-08	2015-12-04
19000 NRG ENERGY INC	P	2014-08-12	2015-04-09
5565 OCCIDENTAL PETE CORP	P	2014-01-19	2015-01-12
3143 762 OCH-ZIFF OZOFII	P	2015-01-01	2015-08-17
810 OLIN CORP	P	2013-10-02	2015-03-12
390 OLIN CORP	P	2013-10-02	2015-04-01
14390 OMEGA HEALTHCARE INVESTORS INC	P	2015-01-07	2015-05-11
4100 OMNIVISION TECHNOLOGIES INC	P	2014-08-14	2015-09-09
522 ON ASSIGNMENT, INC	P	2013-11-07	2015-01-26
2910 ON ASSIGNMENT, INC	P	2013-11-07	2015-05-08

Form 990PF Part IV - Capital Gains and Losses for Tax on Investment Income - Columns e - h

(e) Gross sales price	(f) Depreciation allowed (or allowable)	(g) Cost or other basis plus expense of sale	(h) Gain or (loss) (e) plus (f) minus (g)
93,919		34,674	59,245
457,912		559,651	-101,739
428,399		508,438	-80,039
560,000		507,694	52,306
24,572		18,707	5,865
102,176		73,673	28,503
498,206		614,872	-116,666
101,326		115,622	-14,296
17,967		17,227	740
95,607		96,033	-426

Form 990PF Part IV - Capital Gains and Losses for Tax on Investment Income - Columns i - l

Complete only for assets showing gain in column (h) and owned by the foundation on 12/31/69			(l) Gains (Col (h) gain minus col (k), but not less than -0-) or Losses (from col (h))
(i) F M V as of 12/31/69	(j) Adjusted basis as of 12/31/69	(k) Excess of col (i) over col (j), if any	
			59,245
			-101,739
			-80,039
			52,306
			5,865
			28,503
			-116,666
			-14,296
			740
			-426

Form 990PF Part IV - Capital Gains and Losses for Tax on Investment Income - Columns a - d

List and describe the kind(s) of property sold (e g , real estate, (a) 2-story brick warehouse, or common stock, 200 shs MLC Co )	(b) How acquired P—Purchase D—Donation	(c) Date acquired (mo , day, yr )	(d) Date sold (mo , day, yr )
635 OPPENHEIMER HOLDING CL A	P	2015-05-07	2015-09-10
168039 853 OPPENHEIMER INTL BOND CL A	P	2006-04-18	2015-04-27
12350 ORACLE CORP	P	2013-03-11	2015-04-09
1700 ORCHID ISLAND CAPITAL INC	P	2015-11-06	2015-12-10
9150 PACKAGING CORP	P	2013-07-10	2015-02-10
255 PAPA JOHNS INTL INC	P	2013-01-18	2015-01-26
1605 PAPA JOHNS INTL INC	P	2013-01-18	2015-12-10
820 PAPA MURPHYS HLDGS	P	2015-05-07	2015-12-10
944 PARTNER RE HOLDINGS LTD	P	2014-08-14	2015-04-17
0 5 PATRICK INDUSTRIES INC	P	2015-05-07	2015-08-14

Form 990PF Part IV - Capital Gains and Losses for Tax on Investment Income - Columns e - h

(e) Gross sales price	(f) Depreciation allowed (or allowable)	(g) Cost or other basis plus expense of sale	(h) Gain or (loss) (e) plus (f) minus (g)
11,783		14,969	-3,186
994,790		990,273	4,517
525,653		443,312	82,341
15,396		15,564	-168
701,746		461,139	240,607
15,560		7,053	8,507
93,122		44,392	48,730
9,760		14,313	-4,553
122,410		102,024	20,386
18		20	-2

Form 990PF Part IV - Capital Gains and Losses for Tax on Investment Income - Columns i - l

Complete only for assets showing gain in column (h) and owned by the foundation on 12/31/69			(l) Gains (Col (h) gain minus col (k), but not less than -0-) or Losses (from col (h))
(i) F M V as of 12/31/69	(j) Adjusted basis as of 12/31/69	(k) Excess of col (i) over col (j), if any	
			-3,186
			4,517
			82,341
			-168
			240,607
			8,507
			48,730
			-4,553
			20,386
			-2

Form 990PF Part IV - Capital Gains and Losses for Tax on Investment Income - Columns a - d

List and describe the kind(s) of property sold (e g , real estate, (a) 2-story brick warehouse, or common stock, 200 shs MLC Co )	(b) How acquired P—Purchase D—Donation	(c) Date acquired (mo , day, yr )	(d) Date sold (mo , day, yr )
3050 PATTERSON UTI ENERGY INC	P	2014-04-07	2015-01-26
605 PC CONNECTION INC	P	2015-05-07	2015-08-11
300000 PEABODY ENERGY CORP	P	2014-06-18	2015-03-09
1160 PEP BOYS MANNY MOE & JACK COM	P	2015-10-07	2015-10-29
260 PGT INC	P	2015-05-07	2015-07-09
1050 PGT INC	P	2015-05-07	2015-09-10
7230 PHILIP MORRIS INTL INC	P	2015-05-06	2015-10-09
14014 435 PIMCO ALL ASSET CL A	P	2015-02-07	2015-04-27
44302 824 PIMCO COMMODITY	P	2014-01-01	2015-08-06
PIMCO COMMODITY	P	2015-01-01	2015-08-06

Form 990PF Part IV - Capital Gains and Losses for Tax on Investment Income - Columns e - h

(e) Gross sales price	(f) Depreciation allowed (or allowable)	(g) Cost or other basis plus expense of sale	(h) Gain or (loss) (e) plus (f) minus (g)
47,687		93,190	-45,503
13,017		14,947	-1,930
228,750		304,634	-75,884
17,284		14,586	2,698
3,693		3,130	563
14,055		12,640	1,415
587,045		603,408	-16,363
167,887		175,012	-7,125
288,411		387,476	-99,065
		62,513	-62,513

Form 990PF Part IV - Capital Gains and Losses for Tax on Investment Income - Columns i - l

Complete only for assets showing gain in column (h) and owned by the foundation on 12/31/69			(l) Gains (Col (h) gain minus col (k), but not less than -0-) or Losses (from col (h))
(i) F M V as of 12/31/69	(j) Adjusted basis as of 12/31/69	(k) Excess of col (i) over col (j), if any	
			-45,503
			-1,930
			-75,884
			2,698
			563
			1,415
			-16,363
			-7,125
			-99,065
			-62,513

Form 990PF Part IV - Capital Gains and Losses for Tax on Investment Income - Columns a - d

List and describe the kind(s) of property sold (e g , real estate, (a) 2-story brick warehouse, or common stock, 200 shs MLC Co )	(b) How acquired P—Purchase D—Donation	(c) Date acquired (mo , day, yr )	(d) Date sold (mo , day, yr )
2540 PLANAR SYSTEMS INC	P	2015-05-12	2015-07-09
1230 POWERSECURE INTERNATIONAL INC	P	2015-01-01	2015-10-13
220 PPG INDUSTRIES INC	P	2013-05-08	2015-04-28
5360 PPG INDUSTRIES INC	P	2013-05-08	2015-10-09
1790 PRA GROUP INC	P	2014-01-14	2015-09-09
110 PREFERRED BANK LA	P	2015-05-07	2015-12-10
3016 895 PRIMECAP ODYSSET STOCK FUND	P	2015-01-01	2015-05-18
3180 662 PRIMECAP ODYSSET STOCK FUND	P	2014-01-01	2015-12-18
1990 PRIMERICA INC	P	2013-01-22	2015-10-14
12435 678 PRINCIPAL MIDCAP FUND	P	2014-01-01	2015-02-27

Form 990PF Part IV - Capital Gains and Losses for Tax on Investment Income - Columns e - h

(e) Gross sales price	(f) Depreciation allowed (or allowable)	(g) Cost or other basis plus expense of sale	(h) Gain or (loss) (e) plus (f) minus (g)
10,966		15,394	-4,428
14,755		17,491	-2,736
49,587		33,978	15,609
508,179		416,229	91,950
93,558		97,521	-3,963
3,892		3,078	814
75,000		70,113	4,887
75,000		73,037	1,963
95,226		65,493	29,733
290,000		240,819	49,181

Form 990PF Part IV - Capital Gains and Losses for Tax on Investment Income - Columns i - l

Complete only for assets showing gain in column (h) and owned by the foundation on 12/31/69			(l) Gains (Col (h) gain minus col (k), but not less than -0-) or Losses (from col (h))
(i) F M V as of 12/31/69	(j) Adjusted basis as of 12/31/69	(k) Excess of col (i) over col (j), if any	
			-4,428
			-2,736
			15,609
			91,950
			-3,963
			814
			4,887
			1,963
			29,733
			49,181

Form 990PF Part IV - Capital Gains and Losses for Tax on Investment Income - Columns a - d

List and describe the kind(s) of property sold (e g , real estate, (a) 2-story brick warehouse, or common stock, 200 shs MLC Co )	(b) How acquired P—Purchase D—Donation	(c) Date acquired (mo , day, yr )	(d) Date sold (mo , day, yr )
4239 084 PRINCIPAL MIDCAP FUND	P	2014-01-01	2015-07-16
14110 PTC INC	P	2014-03-13	2015-02-10
14280 PUBLIC SVC ENTERPRISE GROUP INC	P	2013-08-12	2015-01-12
252 QORVO INC	P	2014-12-04	2015-01-26
1448 QORVO INC	P	2014-12-04	2015-06-08
1770 RADNET INC	P	2015-05-12	2015-06-10
10000 ROBERT HALF INTL INC	P	2015-02-05	2015-11-10
775 ROCKY BRANDS INC	P	2015-09-04	2015-11-12
3730 ROPER TECHONOLOGIES INC	P	2015-02-05	2015-05-11
2100 RTI SURGICAL SURGICAL INC	P	2015-06-05	2015-10-13

Form 990PF Part IV - Capital Gains and Losses for Tax on Investment Income - Columns e - h

(e) Gross sales price	(f) Depreciation allowed (or allowable)	(g) Cost or other basis plus expense of sale	(h) Gain or (loss) (e) plus (f) minus (g)
100,000		79,780	20,220
479,570		543,630	-64,060
590,137		484,112	106,025
17,597		15,755	1,842
117,736		90,527	27,209
11,186		15,201	-4,015
521,041		618,794	-97,753
9,227		14,689	-5,462
625,702		602,502	23,200
11,345		13,831	-2,486

Form 990PF Part IV - Capital Gains and Losses for Tax on Investment Income - Columns i - l

Complete only for assets showing gain in column (h) and owned by the foundation on 12/31/69			(l) Gains (Col (h) gain minus col (k), but not less than -0-) or Losses (from col (h))
(i) F M V as of 12/31/69	(j) Adjusted basis as of 12/31/69	(k) Excess of col (i) over col (j), if any	
			20,220
			-64,060
			106,025
			1,842
			27,209
			-4,015
			-97,753
			-5,462
			23,200
			-2,486



Form 990PF Part IV - Capital Gains and Losses for Tax on Investment Income - Columns a - d

List and describe the kind(s) of property sold (e g , real estate, (a) 2-story brick warehouse, or common stock, 200 shs MLC Co )	(b) How acquired P—Purchase D—Donation	(c) Date acquired (mo , day, yr )	(d) Date sold (mo , day, yr )
7190 SCHLUMBERGER LTD	P	2015-03-05	2015-12-09
1500 SCICLONE PHARMACEUTICALS INC	P	2015-06-05	2015-09-10
11900 SCICLONE PHARMACEUTICALS INC	P	2015-07-14	2015-10-14
1850 SECURITY NATIONAL FINANCIAL CORP	P	2015-08-06	2015-09-10
450000 SG MARKET PLUS SX5E	P	2014-01-01	2015-02-12
2100 SHORETEL INC	P	2015-08-05	2015-09-10
985 SINO AGRO FOOD INC	P	2015-05-07	2015-10-13
3700 SKYWORKS SOLUTIONS INC	P	2013-10-08	2015-03-10
900 SKYWORKS SOLUTIONS INC	P	2013-10-08	2015-05-11
680 SNAP ON INC	P	2015-04-06	2015-12-09

Form 990PF Part IV - Capital Gains and Losses for Tax on Investment Income - Columns e - h

(e) Gross sales price	(f) Depreciation allowed (or allowable)	(g) Cost or other basis plus expense of sale	(h) Gain or (loss) (e) plus (f) minus (g)
533,185		609,250	-76,065
12,173		13,673	-1,500
83,058		109,123	-26,065
12,837		14,829	-1,992
541,179		450,000	91,179
15,069		15,089	-20
9,224		15,110	-5,886
337,684		92,700	244,984
85,676		22,549	63,127
116,234		101,623	14,611

Form 990PF Part IV - Capital Gains and Losses for Tax on Investment Income - Columns i - l

Complete only for assets showing gain in column (h) and owned by the foundation on 12/31/69			(l) Gains (Col (h) gain minus col (k), but not less than -0-) or Losses (from col (h))
(i) F M V as of 12/31/69	(j) Adjusted basis as of 12/31/69	(k) Excess of col (i) over col (j), if any	
			-76,065
			-1,500
			-26,065
			-1,992
			91,179
			-20
			-5,886
			244,984
			63,127
			14,611

Form 990PF Part IV - Capital Gains and Losses for Tax on Investment Income - Columns a - d

List and describe the kind(s) of property sold (e g , real estate, (a) 2-story brick warehouse, or common stock, 200 shs MLC Co )	(b) How acquired P—Purchase D—Donation	(c) Date acquired (mo , day, yr )	(d) Date sold (mo , day, yr )
650 SOUTHERN MICHIGAN BANCORP	P	2015-05-12	2015-06-10
1000 SOUTHWEST AIRLINES CO	P	2014-01-09	2015-04-28
570 SP PLUS CORPORATION	P	2015-06-05	2015-10-13
275 SPDR S&P 500 ETF TRUST	P	2015-01-01	2015-02-20
6050 SPX CORPORATION	P	2014-10-27	2015-03-10
6270 STANLEY BLACK & DECKER INC	P	2015-01-07	2015-04-09
400 STAR GAS PARTNERS LP	P	2015-05-12	2015-07-09
1730 SUPREME INDUSTRIES INC	P	2015-09-04	2015-11-12
3385 SYNERGETICS USA INC	P	2015-05-07	2015-09-08
8000 TARGET CORP	P	2015-03-05	2015-05-11

Form 990PF Part IV - Capital Gains and Losses for Tax on Investment Income - Columns e - h

(e) Gross sales price	(f) Depreciation allowed (or allowable)	(g) Cost or other basis plus expense of sale	(h) Gain or (loss) (e) plus (f) minus (g)
14,794		15,002	-208
43,764		20,643	23,121
12,799		14,154	-1,355
57,789		51,239	6,550
524,345		557,583	-33,238
606,408		592,708	13,700
3,551		2,991	560
13,049		14,514	-1,465
22,091		15,319	6,772
631,120		624,993	6,127

Form 990PF Part IV - Capital Gains and Losses for Tax on Investment Income - Columns i - l

Complete only for assets showing gain in column (h) and owned by the foundation on 12/31/69			(l) Gains (Col (h) gain minus col (k), but not less than -0-) or Losses (from col (h))
(i) F M V as of 12/31/69	(j) Adjusted basis as of 12/31/69	(k) Excess of col (i) over col (j), if any	
			-208
			23,121
			-1,355
			6,550
			-33,238
			13,700
			560
			-1,465
			6,772
			6,127

Form 990PF Part IV - Capital Gains and Losses for Tax on Investment Income - Columns a - d

List and describe the kind(s) of property sold (e g , real estate, (a) 2-story brick warehouse, or common stock, 200 shs MLC Co )	(b) How acquired P—Purchase D—Donation	(c) Date acquired (mo , day, yr )	(d) Date sold (mo , day, yr )
8650 TE CONNECTIVITY	P	2015-04-06	2015-06-09
910 THE HANOVER INSURANCE GROUP, INC	P	2015-07-06	2015-12-09
4420 THERMO FISHER SCIENTIFIC INC	P	2012-12-10	2015-02-10
1140 TILLY'S INC	P	2015-06-10	2015-06-10
1340 TITAN MACHINERY INC	P	2015-01-01	2015-10-13
1165 TOWNSQUARE MEDIA INC	P	2015-05-07	2015-09-10
905 TRAVELCENTERS OF AMERICA LLC	P	2015-05-07	2015-09-10
990 TRAVELERS COMPANIES INC	P	2014-11-10	2015-11-10
1000 TRECORA RESOURCES	P	2015-06-05	2015-11-12
1150 TRISTATE CAPITAL HOLDINGS	P	2015-08-06	2015-11-12

Form 990PF Part IV - Capital Gains and Losses for Tax on Investment Income - Columns e - h

(e) Gross sales price	(f) Depreciation allowed (or allowable)	(g) Cost or other basis plus expense of sale	(h) Gain or (loss) (e) plus (f) minus (g)
591,171		615,832	-24,661
76,879		69,966	6,913
559,689		286,554	273,135
11,244		15,240	-3,996
17,079		18,356	-1,277
12,598		14,929	-2,331
10,310		14,422	-4,112
113,097		101,930	11,167
13,676		14,159	-483
14,805		14,660	145

Form 990PF Part IV - Capital Gains and Losses for Tax on Investment Income - Columns i - l

Complete only for assets showing gain in column (h) and owned by the foundation on 12/31/69			(l) Gains (Col (h) gain minus col (k), but not less than -0-) or Losses (from col (h))
(i) F M V as of 12/31/69	(j) Adjusted basis as of 12/31/69	(k) Excess of col (i) over col (j), if any	
			-24,661
			6,913
			273,135
			-3,996
			-1,277
			-2,331
			-4,112
			11,167
			-483
			145

Form 990PF Part IV - Capital Gains and Losses for Tax on Investment Income - Columns a - d

List and describe the kind(s) of property sold (e g , real estate, (a) 2-story brick warehouse, or common stock, 200 shs MLC Co )	(b) How acquired P—Purchase D—Donation	(c) Date acquired (mo , day, yr )	(d) Date sold (mo , day, yr )
2390 UBIQUITI	P	2013-10-02	2015-01-26
600 UFP TECHNOLOGIES INC	P	2015-11-06	2015-12-10
6080 UNITED RENTALS INC	P	2014-03-13	2015-02-10
168 UNITED THERAPEUTICS CORP	P	2014-04-07	2015-01-26
1590 UNITEDHEALTH GROUP INC	P	2013-06-11	2015-02-10
250 UNITEDHEALTH GROUP INC	P	2013-06-11	2015-04-28
15700 UNUM GROUP	P	2013-11-08	2015-02-10
12860 US BANCORP	P	2014-04-09	2015-04-06
260 US CONCRETE INC	P	2015-05-12	2015-11-12
150 US CONCRETE INC	P	2015-05-07	2015-10-13

Form 990PF Part IV - Capital Gains and Losses for Tax on Investment Income - Columns e - h

(e) Gross sales price	(f) Depreciation allowed (or allowable)	(g) Cost or other basis plus expense of sale	(h) Gain or (loss) (e) plus (f) minus (g)
69,134		84,031	-14,897
13,787		14,990	-1,203
542,094		546,597	-4,503
24,840		15,728	9,112
173,386		101,664	71,722
29,426		15,985	13,441
512,506		521,617	-9,111
556,065		539,526	16,539
15,526		9,702	5,824
8,435		5,597	2,838

Form 990PF Part IV - Capital Gains and Losses for Tax on Investment Income - Columns i - l

Complete only for assets showing gain in column (h) and owned by the foundation on 12/31/69			(l) Gains (Col (h) gain minus col (k), but not less than -0-) or Losses (from col (h))
(i) F M V as of 12/31/69	(j) Adjusted basis as of 12/31/69	(k) Excess of col (i) over col (j), if any	
			-14,897
			-1,203
			-4,503
			9,112
			71,722
			13,441
			-9,111
			16,539
			5,824
			2,838

Form 990PF Part IV - Capital Gains and Losses for Tax on Investment Income - Columns a - d

List and describe the kind(s) of property sold (e g , real estate, (a) 2-story brick warehouse, or common stock, 200 shs MLC Co )	(b) How acquired P—Purchase D—Donation	(c) Date acquired (mo , day, yr )	(d) Date sold (mo , day, yr )
2448 58 US LARGE CAP CORE PLUS FD	P	2015-01-01	2015-05-18
1697503 405 US REAL ESTATE INCOME & GROWTH	P	2014-01-01	2015-04-22
9983 VAN KAMPEN UNIT TRS 1252 PFD OPPTY SER 19 MTHLY	P	2012-09-18	2015-04-29
4094 VANGUARD FTSE EUROPE ETF	P	2015-01-01	2015-08-26
460 VASCULAR SOLUTIONS INC	P	2015-05-07	2015-11-12
4740 VECTOR GROUP LTD	P	2014-11-07	2015-04-09
9000 VOYA RISK MANAGED NATURAL RESOURCES	P	2012-07-10	2015-04-27
350000 WALTER INVESTMENT MANAGEMENT	P	2014-07-08	2015-01-12
12020 WASTE MGMT INC	P	2014-11-10	2015-05-11
1480 WESTERN DIGITAL CORP	P	2011-07-15	2015-04-28

Form 990PF Part IV - Capital Gains and Losses for Tax on Investment Income - Columns e - h

(e) Gross sales price	(f) Depreciation allowed (or allowable)	(g) Cost or other basis plus expense of sale	(h) Gain or (loss) (e) plus (f) minus (g)
75,000		74,535	465
1,310,584		1,159,372	151,212
90,540		95,742	-5,202
211,243		225,723	-14,480
15,457		15,031	426
105,446		103,298	2,148
79,199		98,435	-19,236
314,125		373,283	-59,158
582,725		596,322	-13,597
147,587		55,374	92,213

Form 990PF Part IV - Capital Gains and Losses for Tax on Investment Income - Columns i - l

Complete only for assets showing gain in column (h) and owned by the foundation on 12/31/69			(l) Gains (Col (h) gain minus col (k), but not less than -0-) or Losses (from col (h))
(i) F M V as of 12/31/69	(j) Adjusted basis as of 12/31/69	(k) Excess of col (i) over col (j), if any	
			465
			151,212
			-5,202
			-14,480
			426
			2,148
			-19,236
			-59,158
			-13,597
			92,213

Form 990PF Part IV - Capital Gains and Losses for Tax on Investment Income - Columns a - d

List and describe the kind(s) of property sold (e g , real estate, (a) 2-story brick warehouse, or common stock, 200 shs MLC Co )	(b) How acquired P—Purchase D—Donation	(c) Date acquired (mo , day, yr )	(d) Date sold (mo , day, yr )
6000 WESTERN DIGITAL CORP	P	2011-07-15	2015-07-09
1280 WILDAN GROUP INC	P	2015-11-10	2015-12-10
2030 WOODWARD INC	P	2014-01-01	2015-09-09
180 WORLD ACCEPTANCE CORPORATION	P	2015-06-05	2015-08-11
2867 WORTHINGTON INDUSTRIES INC	P	2012-09-06	2015-03-12
680 WYNDAM WORLDWIDE CORP	P	2014-05-09	2015-04-28
7000 WYNDAM WORLDWIDE CORP	P	2014-05-09	2015-12-09
385 ZAGG INC	P	2015-05-07	2015-12-10
6930 ZEBRA TECHNOLOGIES CORP	P	2015-02-05	2015-09-10
5370 ZIMMER HLDGS INC	P	2013-09-13	2015-05-11

Form 990PF Part IV - Capital Gains and Losses for Tax on Investment Income - Columns e - h

(e) Gross sales price	(f) Depreciation allowed (or allowable)	(g) Cost or other basis plus expense of sale	(h) Gain or (loss) (e) plus (f) minus (g)
473,961		219,620	254,341
11,404		15,251	-3,847
92,275		27,118	65,157
9,158		13,835	-4,677
74,628		63,692	10,936
61,693		48,643	13,050
527,794		500,736	27,058
4,324		3,051	1,273
547,712		603,345	-55,633
589,856		438,585	151,271

Form 990PF Part IV - Capital Gains and Losses for Tax on Investment Income - Columns i - l

Complete only for assets showing gain in column (h) and owned by the foundation on 12/31/69			(l) Gains (Col (h) gain minus col (k), but not less than -0-) or Losses (from col (h))
(i) F M V as of 12/31/69	(j) Adjusted basis as of 12/31/69	(k) Excess of col (i) over col (j), if any	
			254,341
			-3,847
			65,157
			-4,677
			10,936
			13,050
			27,058
			1,273
			-55,633
			151,271

Form 990PF Part IV - Capital Gains and Losses for Tax on Investment Income - Columns a - d

List and describe the kind(s) of property sold (e g , real estate, (a) 2-story brick warehouse, or common stock, 200 shs MLC Co )	(b) How acquired P—Purchase D—Donation	(c) Date acquired (mo , day, yr )	(d) Date sold (mo , day, yr )
	P		
	P		
AUTOMOBILE	P	2005-02-24	2015-02-05
Fitness Equipment	P	2003-04-07	2015-06-30


Form 990PF Part IV - Capital Gains and Losses for Tax on Investment Income - Columns e - h

(e) Gross sales price	(f) Depreciation allowed (or allowable)	(g) Cost or other basis plus expense of sale	(h) Gain or (loss) (e) plus (f) minus (g)
2,749,782			2,749,782
		2,749,776	-2,749,776
9,500	65,846	65,846	9,500
	16,519	16,519	

Form 990PF Part IV - Capital Gains and Losses for Tax on Investment Income - Columns i - l

Complete only for assets showing gain in column (h) and owned by the foundation on 12/31/69			(l) Gains (Col (h) gain minus col (k), but not less than -0-) or Losses (from col (h))
(i) F M V as of 12/31/69	(j) Adjusted basis as of 12/31/69	(k) Excess of col (i) over col (j), if any	
			2,749,782
			-2,749,776
			9,500

**Form 990PF Part VIII Line 1 - List all officers, directors, trustees, foundation managers and their compensation**

(a) Name and address	Title, and average hours per week (b) devoted to position	(c) Compensation(If not paid, enter -0-)	(d) Contributions to employee benefit plans and deferred compensation	Expense account, (e) other allowances
David Paul Spencer 	Trustee 22 00	87,536	116,307	
470 Woodvine Ave Metairie, LA 70005				
Edwin Ford Hunter	President 30 00	54,636		
1807 Lake Street Lake Charles, LA 70601				
David B Spencer	Vice President 15 00	31,300		
915 Royal Street New Orleans, LA 70116				
Edwin K Hunter	Secretary 15 00	31,300		
9356 N Redhawk Trail Park City, UT 84098				
Betty M Estopinal	Treasurer 15 00	23,975		
83 Chateau Du Lac Kenner, LA 70065				
Barbara G Spencer	PROGRAM OFFICER 1 00	1,600		
470 Woodvine Ave Metairie, LA 70005				
Ronald P Spencer	PROGRAM OFFICER 15 00	31,300		
4958 Southwest 7th Avenue Ocala, FL 34474				



**TY 2015 Accounting Fees Schedule****Name:** THE JOE W & DOROTHY D BROWN FOUNDATION**EIN:** 72-6027232**Software ID:** 15000324**Software Version:** 2015v2.0

Category	Amount	Net Investment Income	Adjusted Net Income	Disbursements for Charitable Purposes
Betty M Estopinal CPA	22,039	11,019	0	11,020
Johnson, Mire & Fernandez	25,695	12,848	0	12,847
Paychex Fees	2,881	1,441	0	1,440

**TY 2015 All Other Program Related Investments Schedule****Name:** THE JOE W & DOROTHY D BROWN FOUNDATION**EIN:** 72-6027232**Software ID:** 15000324**Software Version:** 2015v2.0

Category	Amount
CEREBRAL THERAPEUTICS LLC - EPILEPSY STUDY	500,000
FELLOWSHIP OF ORTHOPAEDIC RESEARCHERS - MOIRAI	150,000

**TY 2015 Compensation Explanation****Name:** THE JOE W & DOROTHY D BROWN FOUNDATION**EIN:** 72-6027232**Software ID:** 15000324**Software Version:** 2015v2.0

Person Name	Explanation
David Paul Spencer	THE BROWN FOUNDATION MADE AN ADDITIONAL CONTRIBUTION TO A DEFERRED ANNUITY ON BEHALF OF DAVID PAUL SPENCER THE ADDITIONAL AMOUNT WAS 102,000, FAIR MARKET VALUE THE ADDITIONAL AMOUNT WAS DUE TO EARLY EMPLOYMENT CONTRACT TERMINATION,AND AUTO ACCIDENT INJURY SETTLEMENT, AND CLAIMS RELEASE, AND TRANSITION ASSISTANCE

**Note: To capture the full content of this document, please select landscape mode (11" x 8.5") when printing.**

## TY 2015 Depreciation Schedule

**Name:** THE JOE W & DOROTHY D BROWN FOUNDATION

**EIN:** 72-6027232

**Software ID:** 15000324

**Software Version:** 2015v2.0

Description of Property	Date Acquired	Cost or Other Basis	Prior Years' Depreciation	Computation Method	Rate / Life (# of years)	Current Year's Depreciation Expense	Net Investment Income	Adjusted Net Income	Cost of Goods Sold Not Included
Brown Center - BLDG	2003-04-04	8,041,916	2,414,427	SL	2 56 %	206,195	22,908	137,470	
Brown Center - Improve	2004-07-31	123,819	33,207	SL	2 56 %	3,175	353	2,117	
3 Lights - Parking Garage	2014-07-28	2,749	393	200DB	24 49 %	673	75		
Copier	2011-11-07	8,950	7,114	200DB	10 94 %	979	326		
Computer Equipment-SVC L	2012-04-26	6,110	4,350	200DB	11 52 %	704	235		
Server	2012-05-15	14,776	10,520	200DB	11 52 %	1,702	567		
Printer-Front Desk	2012-10-08	958	683	200DB	11 52 %	110	37		
Printer	2012-10-19	1,747	1,243	200DB	11 52 %	201	67		
IPADS	2013-02-07	5,640	2,933	200DB	19 20 %	1,083	361		
IPAD	2014-02-05	828	166	200DB	32 00 %	265	88		
Computer	2014-07-30	1,394	279	200DB	32 00 %	446	149		
Computer	2014-06-18	1,535	307	200DB	32 00 %	491	164		
2 Dell Optiplex Computers	2014-03-12	2,650	530	200DB	32 00 %	848	283		

**TY 2015 Investments Corporate Bonds Schedule****Name:** THE JOE W & DOROTHY D BROWN FOUNDATION**EIN:** 72-6027232**Software ID:** 15000324**Software Version:** 2015v2.0

<b>Name of Bond</b>	<b>End of Year Book Value</b>	<b>End of Year Fair Market Value</b>
Citigroup Inc 5.95% 7/29/2049-2023	438,087	391,400
Citigroup Inc 10% 5/30/2029-2015	246,305	219,688
Iron Mountain Inc 5.75% 8/15/2024-2017	261,734	241,250
Peabody Energy Corp 6.25% 11/15/2021		
Resolute Forest Prod	504,943	363,750
Royal BK ScotLND GRP PLC 7.64% 3/29/2049	350,632	344,850
Walter Investment Management 7.875%		
ILFC E-Capital Trust II Var 6.25% 12/21	408,502	364,000
Suntech Power Holdings Bond		
Blackrock High Yield PT-Inst	1,289,196	1,152,919
Blackrock II - Floating Rate Income	1,500,048	1,435,524
JPM MANAGED INC FD-INSTL	391,500	391,109
JPM MANAGED INC FD-INSTL	270,000	269,461
AECOM	567,589	534,534

**TY 2015 Investments Corporate Stock Schedule****Name:** THE JOE W & DOROTHY D BROWN FOUNDATION**EIN:** 72-6027232**Software ID:** 15000324**Software Version:** 2015v2.0

<b>Name of Stock</b>	<b>End of Year Book Value</b>	<b>End of Year Fair Market Value</b>
Hancock Holding Corp	284,250	319,558
Merrill Lynch Cap TR-Preferred	512,504	519,358
General Motors		
Metlife Preferred		
In Generon	371,500	371,500
Inset Technologies	2,575,000	2,575,000
Morgan Stanley Cap Trust PFD		
Barclays - Preferred	250,000	265,300
HSBC Holdings - Preferred	250,000	266,300
Regions Financial - Preferred	499,698	527,200
BB&T Capital - Preferred	226,465	264,200
Goldman Sachs - Preferred	93,456	95,770
Bank of New York Preferred	119,723	129,100
Flownix Medical Common Stock	2,308,256	2,308,256
Alamo Group	95,809	88,570
AIR PRODS & CHEMS INC COM	567,343	554,267
American Equity Investment Life Hldg Co	91,369	89,151
Amerisafe Inc	45,461	139,466
Amtrust Financial Service	72,237	116,386
AT&T	526,206	516,150
AT&T Inc		
Allstate Corp		
Ameriprise Finl Inc	278,519	500,174
Apollo Educatin Group Inc Cl A		
Apple Inc	262,782	526,300
Archer Daniels Midland		
Arris Group Inc		
Autozone Inc	297,293	571,271
Anixter Intl Inc		
Albemarle Corporation		

Name of Stock	End of Year Book Value	End of Year Fair Market Value
Actavis PLC		
AON PLC	532,870	585,072
Arris Group Inc		
Ambarella Inc		
AMC Networks	613,986	604,908
Ball Corp		
Bancfirst Corp		
Bank of New York MELLON CORP	604,980	617,063
Best Buy Inc		
Boyd Gaming Corp	82,850	113,656
Brinker Intl Inc		
Brown Shoe Co		
CVS Health Corp	292,900	586,620
Capital One Finl Corp		
Carlisle Companies		
Comcast		
Constellation Brands Inc	310,739	622,463
Corning Inc	508,683	561,562
CNO Financial Group Inc		
Cal Maine Foods Inc	98,198	105,424
Centene Corp	84,920	120,959
City Holding Co	68,641	96,757
Cash America Intl	105,261	97,248
Devry Education Group		
Disney Walt Co	583,347	543,264
Discover Finl Svcs		
Dover Corp		
Dow Chem Co		
Dana Holdings Corp		
Deckers Outdoor Corp		

Name of Stock	End of Year Book Value	End of Year Fair Market Value
Deluxe	573,337	533,401
Dynegy Inc		
East West Bancorp	98,693	113,749
Expedia Inc	348,078	576,752
Ensco		
Everest Re Group	328,489	641,730
Encore Capital Group Inc	31,749	74,154
Exponent Inc	55,861	130,869
FBL Financial Group Inc	98,540	113,279
FEI Company		
Fiserv Inc	202,384	567,052
Gamestop		
Gentex Corp	89,401	99,262
Global Payments Inc	51,266	100,636
Great Plains Inc		
Handy & Harman LTD		
Hanover Insurance Group	87,747	113,876
IDT Corp	106,966	74,624
Ingram Micro		
Intel Corp	570,866	572,215
Invesco LTD		
Kadant Inc	103,671	101,525
Lannett Co Inc		
Leggett & Platt Inc	100,742	105,680
Legg Mason Inc		
Littlefuse Inc		
Manpowergroup Inc		
Marathon Oil		
Marathon Pete Corp	186,095	570,240
Marsh & McLennan Co		



Name of Stock	End of Year Book Value	End of Year Fair Market Value
Medtronic		
Minerals Technologies		
Multi-Color Corp	87,733	97,671
Mylan Inc	233,418	448,781
Nasdaq OMX Group	301,995	581,700
Northrop Grumman Corp	228,847	623,073
NRG Energy Inc		
Occidental Pete Corp		
Olin Corp		
Omnivision Technologies		
On Assignment Inc		
Oracle Corp		
Outerwall Inc	117,401	59,158
Packaging Corp of America		
Papa Johns Intl Inc		
Patterson UtI Energy Inc		
Pinnacle West Capital Corp	83,937	99,944
PNC Finl Svcs Group Inc	478,946	599,500
PPG Industries Inc		
Partner Re Holdings LTD		
PRA Group Inc		
Prestige Brands Hldgs	55,348	143,217
Primerica Inc		
PTC Inc		
Public Svc Enterprise Group Inc	637,184	580,350
Reinsurance Group of America	91,050	99,238
Reliance Steel & ALUMINUM CO	612,660	540,300
Repligen Corp	66,154	118,818
RF Micro Devices Inc		
Signature Bank New York	108,096	134,966

Name of Stock	End of Year Book Value	End of Year Fair Market Value
Skyworks Solutions Inc	152,830	468,663
Southwest Airlines Co	305,516	637,288
SPX Corporation		
Suntrust Banks Inc	545,659	616,896
SYNOVUS FINANCIAL CORP	599,511	631,734
Synaptics Inc	53,206	103,639
Textron Inc	589,910	594,862
Thermo Fisher Scientific Inc		
Torchmark Corp	553,655	553,880
Travelers Companies Inc	546,715	599,287
Renaissance Holdings LTD	102,494	114,435
Ubiquiti		
Ugi Corp	88,565	91,152
United HealthGroup Inc	345,275	635,256
United Rentals Inc		
United Stationers		
United Therapeutics Corp	62,912	105,242
Unum Group		
US Bancorp		
Vector Group LTD		
Waste Mgmt Inc		
Wells Fargo & Co	369,861	597,960
Western Digital Corp		
Woodward Inc		
Worthington Industries		
Wyndham Worlwide Corp		
Xerox Corporation	486,707	520,551
Zimmer Holdings Inc		
JPMORGAN CHASE	317,630	323,190
AETNA INC NEW COM	553,647	616,284

Name of Stock	End of Year Book Value	End of Year Fair Market Value
ALPHABET INC CL A	542,495	670,645
BECTON DICKINSON & CO COM	584,960	588,624
CLOROX COMPANY COMMON	564,124	603,711
COGNIZANT TECHNOLOGY SOLUTIONS CORP	599,973	594,798
EDWARDS LIFESCIENCES CORP	589,598	589,191
EXPRESS SCRIPTS HLDG CO COM	594,073	613,618
FACEBOOK INC	580,434	577,723
FOOT LOCKER INC	453,741	520,720
HCA HOLDING INC	595,084	540,364
HANCOCK HORIZON INTL SMALL CAP FUND CLAS	1,000,000	987,333
HARTFORD FINL SVCS GROUPINC	565,139	526,301
HESS CORP COM	604,433	391,234
HOME DEPOT INC COM	576,366	642,735
HUNTINGTON BANC	610,078	609,406
IPG PHOTONICS CORP	617,116	576,865
JONES LANG LASALLE INC	602,750	569,510
L BRANDS INC	599,967	635,287
NETFLIX INC	586,012	520,429
NIKE INC CL B	551,253	627,500
O'REILLY AUTOMOTIVE INC	555,856	554,990
PRICELINE GROUP INC	551,128	569,903
PROGRESSIVE CORP	554,374	597,204
RED HAT INC	620,201	621,075
ROPER INDUSTRIES INC	597,194	603,532
SNAP ON INC	518,577	594,862
TRACTOR SUPPLY CO	603,175	550,620
VERIZON COMMUNICATIONS COM	412,996	383,626
VISA INC	566,821	608,768
ALLERGAN PLC	131,928	640,625
ROWAN COMPANIES	552,611	484,940

Name of Stock	End of Year Book Value	End of Year Fair Market Value
LYONDELL BASEL INC	534,920	521,400
ROYAL CARIBBEAN CRUISES	582,150	628,514
APTARGROUP INC	105,930	103,890
ARGAN INC	110,196	95,742
BERRY PLASTICS	103,225	103,837
CALERES INC	53,890	81,801
CHILDRENS PLACE INC, THE	106,466	87,216
CIENA	101,895	92,484
CIRRUS LOGIC INC	95,735	85,991
COOPER TIRE & RUBER CO	98,365	96,782
DELUXE	65,447	91,627
DENNYS CORP	102,286	94,191
DOUGLAS DYNAMICS	97,874	94,604
E TRADE	102,984	115,596
FIRST REPUBLIC BANK	101,004	103,384
GIBRALTAR INDUSTRIES	105,378	98,580
HANOVER INSURANCE GROUP INC	542,044	573,447
HOLOGIC INC	94,082	114,638
INTERDIGITAL INC	98,599	92,195
INTL FCSTONE INC	100,197	128,319
ISLE OF CAPRI CASINOS INC	106,825	98,443
MATSON INC	97,355	119,108
MULTI-FINELINE ELECTRONIC INC	140,014	127,182
PAR PETROMEUM CORP	106,353	107,719
QUEST DIAGNOSTICDS INC	95,240	95,541
RUDOLPH TECH	111,205	118,595
SERVICEMASTER GLOBAL HOLDINGS	104,375	122,429
STAMPS.COM INC	96,437	130,436
TESSERA TECHNOLOGIES INC	106,962	81,027
VCA INC	95,548	99,165

Name of Stock	End of Year Book Value	End of Year Fair Market Value
VASCULAR SOLUTIONS INC	107,521	97,668
WISOMTREE INVESTMENTS INC	102,391	74,527
JAMES RIVER GRP HLDGS	98,861	118,061
MAIDEN	97,811	114,226
TRINSEO S.A.	96,900	101,661
CYPERARK SOFTWARE	101,272	84,186
AMERICAN SOFTWARE INC	15,193	14,761
ANIKA THERAPEUTICS INC	14,447	15,455
BASSETT FURNITURE INDS	12,181	11,286
CASCADE MICROTECH INC	15,051	17,144
CEVA INC	10,826	14,250
CHASE CORPORATION	15,174	15,885
CHUY'S HOLDINGS	14,320	13,476
CLEARONE INC	14,411	13,835
CROSS COUNTRY HEALTHCARE INC	13,807	13,440
DAWSON GEOPHYSICAL CO	14,640	11,591
DIAMOND HILL INVEST GRP	15,171	15,120
DIGI INTERNATIONAL	14,181	12,746
DOUGLAS DYNAMICS	14,139	14,117
EMC INS GROUP	15,517	17,078
EMPLOYERS HOLDINGS INC	13,869	16,653
ENTERCOM COMMUNICATIONS CORP	15,690	15,834
ENTEGRA FINANCIAL CORP	14,962	15,680
ENTERPRISE FINANCIAL SERVICES CORP	14,870	17,294
ENTERVISION COMMUNICATIONS CORP	14,326	12,722
FAIRPOINT COMMUNICATIONS	14,441	14,945
FEDERATED NATIONAL HOLDING CO	15,518	14,780
FIRST DEFIANCE FINL CORP	15,203	16,434
FONAR CORPORATION	14,769	17,433
GERMAN AMERICAN BANCOP	15,276	15,660

Name of Stock	End of Year Book Value	End of Year Fair Market Value
GLOBAL BRASS AND COPPER HOLDINGS	14,279	14,058
HACKETT GROUP INC	15,540	15,267
HALLMARK FINANCIAL SERVICES	14,494	14,729
HARDINGE INC	14,728	13,141
HEARTLAND FINANCIAL USA	14,976	13,798
HERITAGE INSURANCE HOLDINGS	15,306	15,383
HOOKE FURNITURE CORP	14,507	14,134
INSTEEL INDUSTRIES	13,804	12,343
INTLFCSTONE INC	15,081	15,726
ISLE OF CAPRI CASINOS INC	12,158	11,423
JACKSONBILLE BANCORP	14,300	14,048
LSI INDUSTRIES INC	13,777	17,066
LAKELAND BANCORP INC	13,945	14,148
LANKLAND INDUSTRIES	14,034	11,582
LEMAITRE VASCULAR INC	9,526	16,733
LYDALL	13,789	13,660
MAINSOURCE FINL GROUP	15,031	17,046
MERCURY SYSTEMS	14,443	16,891
MONARCH CASINO & RESORT	15,295	18,290
MONSTER WORLDWIDE INC	14,810	12,262
NV5 HOLDINGS	14,740	13,628
NATIONAL RESERCH CORP	14,243	14,276
NATURAL HEALTH TRENDS CORP	7,882	10,730
NEOPHOTONICS CORP	15,321	17,919
NICHOLAS FINANCIAL	14,537	12,815
PATRICK INDUSTRIES INC	15,211	16,617
PETMED EXPRESS INC	15,125	15,769
POWERSECURE INTERNATIONAL	13,933	15,050
PREFERED BANK	12,033	14,199
PRIMO WATER CORP	14,256	13,200

Name of Stock	End of Year Book Value	End of Year Fair Market Value
REGIONAL MANAGEMENT CORP	13,906	12,067
REIS INC	15,154	14,713
REX AMERICAN RES CORP	15,390	14,058
RUDOLPH TECH	14,345	14,078
RUTH'S HOSPITALITY GROUP	13,912	14,086
SEACOAST BANKING CORP	15,188	15,954
SIMULATIONS PLUS INC	15,131	16,649
SPARK ENERGY INC	14,822	17,819
SUPERIOR INDS INTL	15,068	14,368
UNIVERSAL INSURANCE HOLDINGS	13,957	14,835
ZAGG INC	10,697	14,769
STAR GAS PARTNERS LP	12,636	12,574

**TY 2015 Investments - Other Schedule****Name:** THE JOE W & DOROTHY D BROWN FOUNDATION**EIN:** 72-6027232**Software ID:** 15000324**Software Version:** 2015v2.0

<b>Category/ Item</b>	<b>Listed at Cost or FMV</b>	<b>Book Value</b>	<b>End of Year Fair Market Value</b>
Mineral Interest	AT COST	817,715	2,214,145
WSW 1996 Buyout	AT COST	8,950	7,473
WSW Int'l Private Equities	AT COST	112,658	94,070
Arden Endowment Advisors	AT COST	900,000	1,553,327
Blue Grass Abs	AT COST	320,005	
Omnicapital Fund LP - Partnership	AT COST	1,494,579	1,637,442
EQT Midstream Partners LP	AT COST		
Fidelity Convertible Sec Fund	AT COST	7,071,578	8,984,625
Franklin Income Fund Class A	AT COST		
NFJ Dividend Interest & Premium Fund	AT COST		
Oppenheimer Int'l Fund	AT COST		
Advisors Disciplined TR 406 Global	AT COST		
First Trust Units	AT COST		
Columbia Income Builder	AT COST		
Guggenheim Funds	AT COST		
Ishares Inc MSCI Brazil Index Fd	AT COST	393,770	134,420
Ishares Tr MSCI Emerging Mkts Index Fd	AT COST	200,019	160,564
EGA Emerging Global	AT COST	197,280	120,607
Powershares Db Commodity Index	AT COST	173,755	85,504
SPDR Index SHS FDS	AT COST	399,487	440,804
Vanguard Intl Equity Index FDS	AT COST	184,917	130,840
Wisdomtre Global Ex US Growth Fund	AT COST	399,924	374,836
Powershares Global	AT COST	199,224	191,170
Wisdomtree Emerging Mkt Fund	AT COST	98,630	56,952
Investment Grade Income Trust 10-20 yr	AT COST		
Pimco All Asset Class A	AT COST		
Van Kampen Unit TRS 1252 PFD Oppty	AT COST		
Highbridge Prin Strategies CR OPP Fund	AT COST	428,000	496,613
JPM US Large Cap Core Plus Fund	AT COST	829,031	808,383
JPMorgan US Real Estate Income & Growth	AT COST		



Category/ Item	Listed at Cost or FMV	Book Value	End of Year Fair Market Value
Neuberger MU/C Opp-Ins	AT COST	754,102	829,677
Invesco High Income Alloc 2014-3	AT COST		
Ishares Core S&P Mid Cap	AT COST	859,394	918,676
Principal Midcap Fund Ins	AT COST	282,444	313,659
Dodge & Cox Intl Stock Fund	AT COST	900,000	815,941
Ishares MSCI Eafe Index Fund	AT COST		
Oakmark International Fund	AT COST	975,000	817,485
SG Market Plus SX5E	AT COST		
Aberdeen Asia-Pac XJ-Inst	AT COST		
Ishares Msci All Country Asia	AT COST	389,106	367,728
Delaware Emerging Markets	AT COST		
Invesco Energy Fund	AT COST		
Invesco MLP Fund	AT COST		
Invesco Strategic Global	AT COST		
Voya Risk Managed Natural Resource Fund	AT COST		
Primecap Odyssey Stock Fund	AT COST	761,850	853,259
SPDR S&P 500 ETF Trust	AT COST	905,286	945,141
Tributary Small Co-Inst Plus Fund	AT COST	220,000	214,098
Brown Adv Japan Alpha OPP-IS Fund	AT COST	195,000	208,819
Matthews Asis Dividend - Ins Fund	AT COST	388,768	390,715
Ishares Msci Emerging Market Index	AT COST		
Bridgewater Private Investors Offshore L	AT COST	300,000	301,807
Miura Global Fund LTD	AT COST	450,000	483,854
OCH-Ziff Ozofit Private Investors	AT COST	242,306	254,956
Paulsson Enhanced LTD Class C	AT COST	525,000	441,830
Shannon River Partners LTD Class N	AT COST	450,000	452,739
TPG-Axon Partners (Offshore) LTD	AT COST	450,000	422,870
Winton Future=RES Fund LTD Class B	AT COST	500,000	585,126
York Credit Opportunities Unit Trust	AT COST	525,000	470,637
Pimco Commoditypl Strat-P	AT COST		

<b>Category/ Item</b>	<b>Listed at Cost or FMV</b>	<b>Book Value</b>	<b>End of Year Fair Market Value</b>
SPDR Gold Trust	AT COST	124,555	101,460
JP Morgan Leveraged Loans LTD 3%	AT COST		
JPM Managed Inc Fd - Instl	AT COST	690,000	689,171
Dodge & Cox Income Fund	AT COST	219,536	209,450
Doubleline Total Ret BD-I	AT COST	750,407	736,714
Vanguard Total Bond Market Index	AT COST	552,500	537,217
Blackrock High Yield PT	AT COST	1,100,000	975,498
SPDR S&P 500 ETF Trust	AT COST	400,838	438,117
Ishares Core S&P Midcap ETF	AT COST	370,711	414,895
Global Access Pe Vintage 2014 LP	AT COST	150,774	143,148
DEUTSCH X-TRACKERS MSCI EAF	AT COST	517,874	523,237
DEUTSCHE X-TRACKERS MSCI EUR	AT COST	412,102	409,516
ISHARES MSCI INDIA ETF	AT COST	440,241	374,413
VIRTUS EMERGING MKTS OPPOR	AT COST	665,000	573,475
PRUDENTIAL GLOBAL REAL EST-Z	AT COST	225,000	213,291
DEUTSCHE X-TRACKERS MSCI EUR	AT COST	372,787	381,029
BROWN ADV JAPAN ALPHA OPP-IS	AT COST	50,000	45,409
ISHARES COHEN & STEERS REALTY MAJORS	AT COST	605,919	640,098
PRUDENTIAL GLOBAL REAL EST-Z	AT COST	225,000	213,291
VINTAGE 2014 PRIVATE INVESTMENTS	AT COST	114,409	143,148

**TY 2015 Land, Etc.  
Schedule****Name:** THE JOE W & DOROTHY D BROWN FOUNDATION**EIN:** 72-6027232**Software ID:** 15000324**Software Version:** 2015v2.0

Category / Item	Cost / Other Basis	Accumulated Depreciation	Book Value	End of Year Fair Market Value
Furniture and Fixtures	133,684	133,684		
Machinery and Equipment	129,652	120,018	9,634	9,634
Buildings	8,168,484	2,658,070	5,510,414	5,510,414
Land	3,811,128		3,811,128	3,811,128

## TY 2015 Legal Fees Schedule

**Name:** THE JOE W & DOROTHY D BROWN FOUNDATION

**EIN:** 72-6027232

**Software ID:** 15000324

**Software Version:** 2015v2.0

Category	Amount	Net Investment Income	Adjusted Net Income	Disbursements for Charitable Purposes
HUNTER, HUNTER, SONNIER	20,592	20,592	0	0
JONES, WALKER	11,870	11,870	0	0
NOTARY	65	65	0	0

## TY 2015 Other Assets Schedule

**Name:** THE JOE W & DOROTHY D BROWN FOUNDATION

**EIN:** 72-6027232

**Software ID:** 15000324

**Software Version:** 2015v2.0

Description	Beginning of Year - Book Value	End of Year - Book Value	End of Year - Fair Market Value
Other Assets	4,000	4,000	4,000
PRI-Apapeen Medical Inc	1,090,000	1,090,000	1,090,000
PRI-CATHETER ROBOTICS	1,589,500	1,589,500	1,589,500
PRI-CEREBRAL THERAPEUTICS		500,000	500,000
PRI-FELLOWSHIP Extension- MOIRAI	755,994	755,994	450,993
PRI-Fellowship Magnetic Technology			305,001
PRI-Fellowship of Orth-Direct Prosthesis	2,693,198	2,693,198	2,693,198
PRI-FELLOWSHIP OF ORTHO-MOIRAI	1,682,156	1,682,156	1,682,156
PRI-Fellowship Patellofemoral Joint	1,997,000	3,718,256	3,718,256
PRI-Integra Carbon Coating	230,400	230,400	230,400
PRI-Integra Radial Head	181,075	181,075	181,075
PRI-Integra Shoulder	993,532	993,532	993,532
PRI-Integra Silicone MCP	1,041,692	1,041,692	1,041,692
PRI-Lifestim-Stimulator	750,000	750,000	750,000
PRI-LSU-Fluoride Resin-Burgess	1,981,403	1,981,403	1,981,403
PRI-Neuropathway Research	1,100,000	1,100,000	1,100,000
PRI-Salk Institure-O'Shea Virus	68,081	68,081	68,081
PRI-SOUTH PIKE HOSPITAL ASSOC		1,500,000	1,500,000

**TY 2015 Other Decreases Schedule****Name:** THE JOE W & DOROTHY D BROWN FOUNDATION**EIN:** 72-6027232**Software ID:** 15000324**Software Version:** 2015v2.0

Description	Amount
Net Working Interest Expense	197
Non Deductible Meals 50%	4,423

## TY 2015 Other Expenses Schedule

**Name:** THE JOE W & DOROTHY D BROWN FOUNDATION

**EIN:** 72-6027232

**Software ID:** 15000324

**Software Version:** 2015v2.0

Description	Revenue and Expenses per Books	Net Investment Income	Adjusted Net Income	Disbursements for Charitable Purposes
Celebrations & Awards-SVC LRN	48,276			48,276
DUES & SUBSCRIPTIONS	47	16		31
Hammond Hwy Insurance	19,463	6,488	8,296	4,679
Hammond Hwy Prop Maint	142,230	15,803	60,619	65,807
Hammond Hwy Utilities	71,333	7,926	30,402	33,005
INSURANCE	4,198	1,399		2,799
Meals @ 50%	4,179	1,393		2,786
Meals @ 50% - Service Learning	244			244
Offsite Data Backup	1,360	453		907
PORTFOLIO DEDUCTIONS-K1'S	4,629	4,629		
Postage	9,269	3,090		6,179
Repairs & Maintenance	152	51		101
Sundry - Bldg	60	7	26	28
Sundry Expenses	4,175	1,392		2,783
Supplies & Printing	15,813	5,271		10,542
Telephone	33,551	11,184		22,367

**TY 2015 Other Income Schedule****Name:** THE JOE W & DOROTHY D BROWN FOUNDATION**EIN:** 72-6027232**Software ID:** 15000324**Software Version:** 2015v2.0

Description	Revenue And Expenses Per Books	Net Investment Income	Adjusted Net Income
Rental Income	212,553		212,553
Royalty Income-Oil & Gas	527,767	527,767	
Royalty Income-PRI	304,660	304,660	



**TY 2015 Other Liabilities Schedule****Name:** THE JOE W & DOROTHY D BROWN FOUNDATION**EIN:** 72-6027232**Software ID:** 15000324**Software Version:** 2015v2.0

Description	Beginning of Year - Book Value	End of Year - Book Value
Security Deposits	2,641	2,641
Payroll Taxes Payable		5,092

Note: To capture the full content of this document, please select landscape mode (11" x 8.5") when printing.

# **TY 2015 Other Notes/Loans Receivable Long Schedule**

**Name:** THE JOE W & DOROTHY D BROWN FOUNDATION

**EIN:** 72-6027232

**Software ID:** 15000324

**Software Version:** 2015v2.0

Borrower's Name	Relationship to Insider	Original Amount of Loan	Balance Due	Date of Note	Maturity Date	Repayment Terms	Interest Rate	Security Provided by Borrower	Purpose of Loan	Description of Lender Consideration	Consideration FMV
WillieJohn Williams	none	35,000		1994-11	2015-01	20 yrs	0 %	1303 S Genois	low income house	mortgage note	
12th WD Save Our Comm	none	110,000	23,080	1994-08	2014-08	20 yrs	280 00 %	2708-10-12-14 Gen Pershing	Community Service Bldg	mortgage note	
Sonia Lyons	none	20,900	4,702	1995-08	2017-01	22 yrs	300 00 %	811 Pleasant	low income house	mortgage note	
Family Youth Agency	none	500,000	25,000	1993-11	2014-12	20 yrs	0 %	220 Louie St Lk Charles	Abused Women's Shelter	mtg note/500,000	
R Little R Little Jr	none	35,000	7,048	1996-05	2015-07	20 yrs	300 00 %	705-707 Valance Street	low income housing	mortgage note	
Gail M Surtain	none	40,000	15,118	1997-11	2017-11	20 yrs	400 00 %	1490 Mandolin	low income house	mortgage note	
HH 2507 Ernest	none	25,000	3,103	1998-01	2018-05	20 yrs	0 %	2507 Ernest, Lake Charles	low income house	mortgage note	
Jessie B Taylor	none	40,000	10,053	1998-05	2018-07	20 yrs	500 00 %	2013-15 S Saratoga	low income house	mortgage note	
Volunteers of Amenca	none	37,000	13,221	1999-02	2019-02	20 yrs	0 %	127-29 S Rendon Street	homeless shelter	mortgage note	
Volunteers of America	none	51,000	18,224	1999-02	2019-02	20 yrs	550 00 %	209-211 S Gayoso Street	homeless shelter	mortgage note	
Volunteers of Amenca	none	49,000	17,509	1999-02	2019-02	20 yrs	550 00 %	212-2121/2-214 S Gayoso	homeless shelter	mortgage note	
Annie Webster	none	45,000	18,385	2000-09	2021-01	20 yrs	500 00 %	3019-21 Chippewa St	low income house	mortgage note	
Ernest Nelly Rome Sr	none	45,000	15,890	2000-01	2020-03	20 yrs	500 00 %	823-825 N Lopez St	low income house	mortgage note	
W B C Brown	none	40,000	141	2000-03	2020-10	20 yrs	500 00 %	1208-1210 Louisa St	low income house	mortgage note	
JohnLinda Sanders	none	40,000	21,386	2001-12	2022-07	20 yrs	500 00 %	4912 S Robertson	low income house	mortgage note	
Volunteers of America	none	28,000	10,005	1999-02	2019-02	20 yrs	550 00 %	230-32 S Dupre Street	homeless shelter	mortgage note	

**TY 2015 Other Professional Fees Schedule****Name:** THE JOE W & DOROTHY D BROWN FOUNDATION**EIN:** 72-6027232**Software ID:** 15000324**Software Version:** 2015v2.0

Category	Amount	Net Investment Income	Adjusted Net Income	Disbursements for Charitable Purposes
HSSK LLC	15,750	7,875	0	7,875
INNOVATIVE/ATLAS ONE- COMPUTER TECH	11,400	0	0	11,400
INVESTMENT FEES	276,680	276,680	0	0
VIDEOGRAPHER	600	300	0	300

**TY 2015 Taxes Schedule****Name:** THE JOE W & DOROTHY D BROWN FOUNDATION**EIN:** 72-6027232**Software ID:** 15000324**Software Version:** 2015v2.0

Category	Amount	Net Investment Income	Adjusted Net Income	Disbursements for Charitable Purposes
990 PF Tax Paid	215,000			
Filing Fees	242	121		121
FOREIGN TAX PAID	1,732	1,732		
Payroll Taxes	26,290	9,192		17,098
Real Estate Tax	81	81		

J W & D D BROWN FOUNDATION  
72-6027232  
2015 FORM 990PF  
PART XV, LINE 3A, GRANT AND CONTRIBUTIONS PAID DURING THE YEAR

RECIPIENT NAME AND ADDRESS	RELATIONSHIP	FOUNDATION STATUS	PURPOSE OF GRANT OR CONTRIBUTION	AMOUNT
ACTION AGAINST ADDICTION 4933 WABASH ST METAIRIE LA 70001		PUBLIC	GENERAL PROGRAM SUPPORT	3,750
ADMINISTRATORS OF TULANE EDUCATIONAL FUND 6823 ST CHARLES AVE NEW ORLEANS LA 70118		PUBLIC	GENERAL PROGRAM SUPPORT	15,000
ALAMO BREAST CANCER FOUNDATION 3014 RIVAS ST SAN ANTONIO TX 78228		PUBLIC	GENERAL PROGRAM SUPPORT	2,000
AMERICAN AMUSEMENT MACHINE CHARITABLE 450 E HIGGINS ROAD STE 201 ELK GROVE VILLAGE, IL 60007		PUBLIC	GENERAL PROGRAM SUPPORT	500
AMERICAN DIABETES ASSOCIATION LA & MS 2424 EDENBORN AVE METAIRIE LA 70001		PUBLIC	GENERAL PROGRAM SUPPORT	10,000
ANGEL'S PLACE 4323 DIVISION STREET #206 METAIRIE LA 70002		PUBLIC	GENERAL PROGRAM SUPPORT	10,000
ARC OF GREATER NEW ORLEANS 925 LABARRE ROAD METAIRIE LA 70001		PUBLIC	GENERAL PROGRAM SUPPORT	5,000
ASPEN HOMELESS SHELTER 405 CASTLE CREEK ROAD #16 ASPEN, CO 81611		PUBLIC	GENERAL PROGRAM SUPPORT	500
ATCHAFALAYA BASINKEEPER INC 162 CROYDON AVE BATON ROUGE, LA 70806		PUBLIC	GENERAL PROGRAM SUPPORT	47,500
AUDUBON NATURE INSTITUTE 6500 MAGAZINE STREET NEW ORLEANS LA 70118		PUBLIC	GENERAL PROGRAM SUPPORT	7,500
BATON ROUGE AREA FOUNDATION 100 NORTH ST #900 BATON ROUGE LA 70802		PUBLIC	GENERAL PROGRAM SUPPORT	3,500
BISHOP PERRY CENTER, ARCHDIOCESE OF NO 1941 DAUPHINE ST NEW ORLEANS LA 70116		PUBLIC	GENERAL PROGRAM SUPPORT	1,000
BOY SCOUTS OF AMERICA, CALCASIEU COUNCIL 304 DR MICHAEL DEBAKEY DRIVE LAKE CHARLES LA 70601		PUBLIC	GENERAL PROGRAM SUPPORT	5,000
BOYS HOPE GIRLS HOPE OF GNO 4128 BAUDIN ST NEW ORLEANS LA 70119		PUBLIC	GENERAL PROGRAM SUPPORT	30,000
BREAKTHROUGH NEW ORLEANS 1903 JEFFERSON AVE NEW ORLEANS LA 70115		PUBLIC	GENERAL PROGRAM SUPPORT	10,000
BRIDGE HOUSE/GRACE HOUSE 4150 EARHART BLVD NEW ORLEANS LA 70125		PUBLIC	GENERAL PROGRAM SUPPORT	60,000
CAFÉ HOPE 1101 BARATARIA BLVD MARRERO LA 70072		PUBLIC	GENERAL PROGRAM SUPPORT	10,000
CAMP BON COEUR, INC 405 WEST MAIN STREET LAFAYETTE LA 70501		PUBLIC	GENERAL PROGRAM SUPPORT	25,000
CANCER ASSOCIATION OF GNO 2605 RIVER ROAD NEW ORLEANS LA 70121		PUBLIC	GENERAL PROGRAM SUPPORT	17,250
CBIB, INC 26096 PICHON ROAD LACOMBE LA 70445		PUBLIC	GENERAL PROGRAM SUPPORT	2,000
CHALLENGE ASPEN P O BOX 6639 SNOWMASS VILLAGE CO 81615		PUBLIC	GENERAL PROGRAM SUPPORT	4,500
CHILDREN'S MIRACLE NETWORK HOSPITALS 205 WEST 700 SOUTH SALT LAKE CITY, UT 84101		PUBLIC	GENERAL PROGRAM SUPPORT	2,000
CHRST CHURCH CATHEDRAL 2919 ST CHARLES AVE NEW ORLEANS LA 70115		PUBLIC	GENERAL PROGRAM SUPPORT	5,000

J W & D D BROWN FOUNDATION  
72-6027232  
2015 FORM 990PF  
PART XV, LINE 3A, GRANT AND CONTRIBUTIONS PAID DURING THE YEAR

RECIPIENT NAME AND ADDRESS	RELATIONSHIP	FOUNDATION STATUS	PURPOSE OF GRANT OR CONTRIBUTION	AMOUNT
CITIZENS ORGANIZATION FOR POLICE SUPPORT P O BOX 15497 NEW ORLEANS LA 70175		PUBLIC	GENERAL PROGRAM SUPPORT	2,000
COMMUNITY FOUNDATION OF THE ACADIANA 1035 CAMELLIA BLVD #100 LAFAYETTE LA 70508		PUBLIC	GENERAL PROGRAM SUPPORT	3,500
COVENANT HOUSE NEW ORLEANS 611 N RAMPART ST NEW ORLEANS LA 70112		PUBLIC	GENERAL PROGRAM SUPPORT	37,500
CRIMESTOPPERS, INC P O BOX 55249 METAIRIE LA 70055		PUBLIC	GENERAL PROGRAM SUPPORT	7,500
CROHN'S AND COLITIS FOUNO OF AMERICA 733 THIRD AVE SUITE 510 NEW YORK NY 10017		PUBLIC	GENERAL PROGRAM SUPPORT	2,500
DELGADO CITY PARK SUMMER STEM CHALLENGES 615 CITY PARK AVE NEW ORLEANS LA 70119		PUBLIC	GENERAL PROGRAM SUPPORT	11,000
DENTAL LIFELINE NETWORK, LA P O BOX 82464 BATON ROUGE LA 70884		PUBLIC	GENERAL PROGRAM SUPPORT	7,500
DEPAUL USA 1802 TULANE AVE NEW ORLEANS LA 70112		PUBLIC	GENERAL PROGRAM SUPPORT	20,000
EDEN HOUSE P O BOX 750386 NEW ORLEANS LA 70115		PUBLIC	GENERAL PROGRAM SUPPORT	12,500
EDIBLE SCHOOLYARD, NEW ORLEANS, THE 300 N BROAD ST NEW ORLEANS LA 70119		PUBLIC	GENERAL PROGRAM SUPPORT	40,000
FAITH HOUSE, INC P O BOX 93145 LAFAYETTE LA 70509		PUBLIC	GENERAL PROGRAM SUPPORT	10,000
FAMILY SERVICE OF GREATER NEW ORLEANS 2515 CANAL STREET SUITE 201 NEW ORLEANS LA 70119		PUBLIC	GENERAL PROGRAM SUPPORT	10,000
FIRST GRACE COMMUNITY ALLIANCE 3401 CANAL STREET NEW ORLEANS LA 70115		PUBLIC	GENERAL PROGRAM SUPPORT	10,000
FLORIDA DEFENDERS OF THE ENVIRONMENT 309 FL-26 MELROSE FL 32666		PUBLIC	GENERAL PROGRAM SUPPORT	3,400
FOOD BANK OF COVINGTON LA, INC, THE 840 N COLUMBIA COVINGTON LA 70433		PUBLIC	GENERAL PROGRAM SUPPORT	45,000
FRIENDS OF JOE W BROWN PARK P O BOX 871852 NEW ORLEANS LA 70187		PUBLIC	GENERAL PROGRAM SUPPORT	17,500
GNO EDUCATIONAL TV FOUNDATION-WYES 916 NAVARRE AVE NEW ORLEANS LA 70124		PUBLIC	GENERAL PROGRAM SUPPORT	5,000
GOOD SAMARITAN MINISTRY, THE 910 CROSS GATES BLVD SLIDELL LA 70461		PUBLIC	GENERAL PROGRAM SUPPORT	20,000
GOODWORK NETWORK 1824 ORETHA CASTLE HALEY BLVD NEW ORLEANS LA 70113		PUBLIC	GENERAL PROGRAM SUPPORT	20,000
GULF COAST COMMUNITY MINISTRIES 3914 15TH STREET GULFPORT MS 39501		PUBLIC	GENERAL PROGRAM SUPPORT	5,000
HEARTGIFT LOUISIANA 5500 PRYTANIA #306 NEW ORLEANS LA 70115		PUBLIC	GENERAL PROGRAM SUPPORT	20,000
HOLY ANGELS RESIDENTIAL FACILITY 10450 ELLERBE ROAD SHREVEPORT LA 71106		PUBLIC	GENERAL PROGRAM SUPPORT	1,500
HOLY ROSARY ACADEMY 2437 JENA STREET NEW ORLEANS LA 70115		PUBLIC	GENERAL PROGRAM SUPPORT	13,500
HOME OF GRACE 7112 HOME OF GRACE DR		PUBLIC	GENERAL PROGRAM SUPPORT	25,000

J W & D D BROWN FOUNDATION  
72-6027232  
2015 FORM 990PF  
PART XV, LINE 3A, GRANT AND CONTRIBUTIONS PAID DURING THE YEAR

RECIPIENT NAME AND ADDRESS	RELATIONSHIP	FOUNDATION STATUS	PURPOSE OF GRANT OR CONTRIBUTION	AMOUNT
GAUTIER MS 39553				
HOPE HOUSE 916 ST ANDREW ST NEW ORLEANS LA 70130		PUBLIC	GENERAL PROGRAM SUPPORT	10,000
HOSPICE FOUNDATION OF THE SOUTH 501 ROBERT BLVD #304 SLIDELL LA 70458		PUBLIC	GENERAL PROGRAM SUPPORT	12,500
IMPERIAL CALCASIUE MUSEUM INC 204 W SALLIER ST LAKE CHARLES LA 70601		PUBLIC	GENERAL PROGRAM SUPPORT	1,000
INDEPENDENCE PASS FOUNDATION P O BOX 1700 ASPEN CO 81612		PUBLIC	GENERAL PROGRAM SUPPORT	1,000
INTERFAITH EMERGENCY SERVICES 435 NW 2ND ST OCALA FL 34475		PUBLIC	GENERAL PROGRAM SUPPORT	10,000
JEFFERSON COUNCIL ON AGING 6620 RIVERSIDE DR #107 METAIRIE LA 70003		PUBLIC	GENERAL PROGRAM SUPPORT	5,000
JEFFERSON DOLLARS FOR SCHOLARS 3100 RIDGELAKE DR #206 METAIRIE LA 70002		PUBLIC	GENERAL PROGRAM SUPPORT	34,800
JERICO ROAD EPISCOPAL HOUSING INITIATIVE 2919 ST CHARLES AVE NEW ORLEANS LA 70115		PUBLIC	GENERAL PROGRAM SUPPORT	2,500
JEWISH FAMILY SERVICES OF GNO 3330 WEST ESPLANADE AVE STE 600 METAIRIE LA 70002		PUBLIC	GENERAL PROGRAM SUPPORT	15,000
JL FOUNDATION, THE 21223 WATERFRONT EAST DRIVE MAUREPAS LA 70449		PUBLIC	GENERAL PROGRAM SUPPORT	10,000
JUNIOR ACHIEVEMENT OF GNO 5100 ORLEANS AVE NEW ORLEANS LA 70124		PUBLIC	GENERAL PROGRAM SUPPORT	40,000
KENNER VOLUNTEER FIRE COMPANY 2226 WILLIAMS BLVD KENNER LA 70062		PUBLIC	GENERAL PROGRAM SUPPORT	100
KIMBALL ART CENTER 1401 KEARNS BLVD PARK CITY UT 84060		PUBLIC	GENERAL PROGRAM SUPPORT	3,500
LA PREP-LSU SHREVEPORT ONE UNIVERSITY PLACE SHREVEPORT LA 71115		PUBLIC	GENERAL PROGRAM SUPPORT	9,000
LANTERN LIGHT INC/ST JOSEPH CHURCH 1803 GRAVIER ST NEW ORLEANS LA 70112		PUBLIC	GENERAL PROGRAM SUPPORT	5,000
LEGACY DONOR FOUNDATION 2701 KINGMAN STREET #101 METAIRIE LA 70006		PUBLIC	GENERAL PROGRAM SUPPORT	7,500
LIBERTY'S KITCHEN INC 300 N BROAD ST NEW ORLEANS LA 70119		PUBLIC	GENERAL PROGRAM SUPPORT	60,000
LIFESHARE BLOOD CENTERS 3849 NORTH BLVD BATON ROUGE LA 70806		PUBLIC	GENERAL PROGRAM SUPPORT	2,000
LIFT-UP 6363 ST CHARLES AVE NEW ORLEANS LA 70118		PUBLIC	GENERAL PROGRAM SUPPORT	1,000
LIGHTHOUSE LOUISIANA 123 STATE STREET NEW ORLEANS LA 70118		PUBLIC	GENERAL PROGRAM SUPPORT	25,000
LITERACY COUNCIL OF SOUTHWEST LOUISIANA 809 KIRBY STREET LAKE CHARLES LA 70601		PUBLIC	GENERAL PROGRAM SUPPORT	2,000
LOUISIANA GREEN CORPS INC 3616 BAUDIN ST NEW ORLEANS LA 70119		PUBLIC	GENERAL PROGRAM SUPPORT	10,000
LOUISIANA SPCA 1700 MARDI GRAS BLVD NEW ORLEANS LA 70114		PUBLIC	GENERAL PROGRAM SUPPORT	59,500
LOUISIANA TROOPER CHARITIES, INC				

J W & D D BROWN FOUNDATION  
72-6027232  
2015 FORM 990PF  
PART XV, LINE 3A, GRANT AND CONTRIBUTIONS PAID DURING THE YEAR

RECIPIENT NAME AND ADDRESS	RELATIONSHIP	FOUNDATION STATUS	PURPOSE OF GRANT OR CONTRIBUTION	AMOUNT
805 MAIN STREET LAKE CHARLES LA 70615		PUBLIC	GENERAL PROGRAM SUPPORT	2,500
LSU FOUNDATION 3838 LAKESHORE DRIVE BATON ROUGE LA 70808		PUBLIC	GENERAL PROGRAM SUPPORT	10,000
MAKE-A-WISH COLORADO 7951 E MAPLEWOOD AVE STE 126 GREENWOOD VILLAGE CO 80111		PUBLIC	GENERAL PROGRAM SUPPORT	10,000
MCNEESE STATE UNIVERSITY FOUNDATION 450 LAWTON DR LAKE CHARLES LA 70605		PUBLIC	GENERAL PROGRAM SUPPORT	1,000
MERCY ENDEAVORS SENIOR CENTER 1017 ST ANDREW ST NEW ORLEANS LA 70130		PUBLIC	GENERAL PROGRAM SUPPORT	15,250
METAIRIE RIDGE PRESBYTERIAN CHURCH 215 PHOSPHOR AVE METAIRIE LA 70005		PUBLIC	GENERAL PROGRAM SUPPORT	10,000
METROPOLITAN CRIME COMMISSION 1615 POYDRAS ST STE 1060 NEW ORLEANS LA 70112		PUBLIC	GENERAL PROGRAM SUPPORT	30,000
MOUNT CARMEL ACADEMY 7027 MILNE BLVD NEW ORLEANS LA 70124		PUBLIC	GENERAL PROGRAM SUPPORT	3,000
MUSCULAR DYSTROPHY ASSOCIATION 222 S RIVERSIDE PLAZA STE 1500 CHICAGO IL 60606		PUBLIC	GENERAL PROGRAM SUPPORT	500
N O SHAKESPEARE FESTIVAL AT TULANE 150 DIXON HALL NEW ORLEANS LA 70118		PUBLIC	GENERAL PROGRAM SUPPORT	10,000
NATIONAL WORLD WAR II MUSEUM, THE 945 MAGAZINE STREET NEW ORLEANS LA 70130		PUBLIC	GENERAL PROGRAM SUPPORT	400,000
NEIGHBORHOOD HOUSING SERVICES OF NO 4605 FRERET ST NEW ORLEANS LA 70115		PUBLIC	GENERAL PROGRAM SUPPORT	15,000
NEW LIFE COUNSELING, INC P.O BOX 7222 LAKE CHARLES LA 70606		PUBLIC	GENERAL PROGRAM SUPPORT	1,500
NEW ORLEANS BAPTIST THEOLOGICAL SEMINARY 3939 GENTILLY BLVD NEW ORLEANS LA 70126		PUBLIC	GENERAL PROGRAM SUPPORT	10,000
NEW ORLEANS MED MISSIONS SERVICES, INC 625 DISTRIBUTORS ROW ELMWOOD LA 70123		PUBLIC	GENERAL PROGRAM SUPPORT	45,000
NEW ORLEANS METRO ALL STARS P O BOX 870790 NEW ORLEANS LA 70187		PUBLIC	GENERAL PROGRAM SUPPORT	5,000
NEW ORLEANS MISSION P O BOX 56565 NEW ORLEANS LA 701563		PUBLIC	GENERAL PROGRAM SUPPORT	105,000
NEW ORLEANS OPERA ASSOCIATION 1010 COMMONN STREET STE 1820 NEW ORLEANS LA 70112		PUBLIC	GENERAL PROGRAM SUPPORT	50,000
NEW ORLEANS WOMEN'S SHELTER P O BOX 3520 NEW ORLEANS LA 70117		PUBLIC	GENERAL PROGRAM SUPPORT	47,500
NOCCA INSTITUTE, THE 2800 CHARTRES STREET NEW ORLEANS LA 70117		PUBLIC	GENERAL PROGRAM SUPPORT	3,300
NORTH TEXAS FOOD BANK 4500 COCKRELL HILL RD DALLAS TX 75236		PUBLIC	GENERAL PROGRAM SUPPORT	500
OLD METAIRIE PROTESTANT CHURCH 1301 METAIRIE ROAD METAIRIE LA 70005		PUBLIC	GENERAL PROGRAM SUPPORT	20,000
OPELOUSAS LIGHTHOUSE MISSION 704 W SOUTH ST OPELOUSAS LA 70570		PUBLIC	GENERAL PROGRAM SUPPORT	12,000
ORGEON MUSEUM OF SCIENCE AND INDUSTRY 1945 SE WATER AVE PORTLAND OR 97214		PUBLIC	GENERAL PROGRAM SUPPORT	2,000



J W & D D BROWN FOUNDATION  
72-6027232  
2015 FORM 990PF  
PART XV, LINE 3A, GRANT AND CONTRIBUTIONS PAID DURING THE YEAR

RECIPIENT NAME AND ADDRESS	RELATIONSHIP	FOUNDATION STATUS	PURPOSE OF GRANT OR CONTRIBUTION	AMOUNT
OUR LADY OF HOLY CROSS COLLEGE 4123 WOODLAND DRIVE NEW ORLEANS LA 70131		PUBLIC	GENERAL PROGRAM SUPPORT	131,950
OUR LADY QUEEN OF HEAVEN SCHOOL 39098 CREOLE ST LAKE CHARLES LA 70605		PUBLIC	GENERAL PROGRAM SUPPORT	1,000
OZANAM INN 843 CAMP STREET NEW ORLEANS LA 70130		PUBLIC	GENERAL PROGRAM SUPPORT	2,500
PARK CITY COMMUNITY FOUNDATION, THE 1960 SIDEWINDER DR PARK CITY UT 84060		PUBLIC	GENERAL PROGRAM SUPPORT	4,000
PARK CITY INSTITUTE 1244 IRON HORSE DR PARK CITY UT 84060		PUBLIC	GENERAL PROGRAM SUPPORT	6,000
PENNIES FOR BREAD AND THE ABBEY 75376 RIVER ROAD SAINT BENEDICT LA 70457		PUBLIC	GENERAL PROGRAM SUPPORT	30,000
POYDRAS HOME 5354 MAGAZINE ST NEW ORLEANS LA 70115		PUBLIC	GENERAL PROGRAM SUPPORT	10,000
PRESERVATION RESOURCE CENTER 923 TCHOUPITOU LAS ST NEW ORLEANS LA 70130		PUBLIC	GENERAL PROGRAM SUPPORT	100,000
PROJECT HOMECOMING, INC 2221 FILMORE AVE NEW ORLEANS LA 70122		PUBLIC	GENERAL PROGRAM SUPPORT	2,000
PROJECT LAZARUS P O BOX 3906 NEW ORLEANS L A 70177		PUBLIC	GENERAL PROGRAM SUPPORT	5,000
PROJECT PINBALL CHARITY GROUP, INC 9156 BRENDAN PRESERVE CT BONITA SPRINGS FL 34135		PUBLIC	GENERAL PROGRAM SUPPORT	2,000
RECONCILE NEW ORLEANS INC 1631 ORETHA CASTLE HALEY BLVD NEW ORLEANS LA 70113		PUBLIC	GENERAL PROGRAM SUPPORT	30,000
SALK INSTITUTE FOR BIOLOGICAL STUDIES 10010 N TORREY PINES ROAD LA JOLLA CA 92037		PUBLIC	GENERAL PROGRAM SUPPORT	150,000
SEASHORE MISSION INC 856 DIVISION STREET BILOXI MS		PUBLIC	GENERAL PROGRAM SUPPORT	10,000
SECOND HARVEST FOOD BANK OF GREATER NO 700 EDWARDS AVE NEW ORLEANS LA 70123		PUBLIC	GENERAL PROGRAM SUPPORT	65,000
SERVICE LEARNING ACTION PROGRAM 320 HAMMOND HWY METAIRIE LA 70005		PUBLIC	SERVICE LEARNING AWARDS	346,036
SHAKESPEARE OXFORD FELLOWSHIP P O BOX 66083 AUDURNDAL E MA 02466		PUBLIC	GENERAL PROGRAM SUPPORT	5,000
SHARED HOUSING OF NEW ORLEANS P O BOX 15316 NEW ORLEANS LA 70175		PUBLIC	GENERAL PROGRAM SUPPORT	10,000
SIGHT SAVERS AMERICA 337 BUSINESS CIR PELHAM AL 35124		PUBLIC	GENERAL PROGRAM SUPPORT	15,000
SOUTHWINGS 35 HAYWOOD STREET STE 201 ASHVILLE NC 28801		PUBLIC	GENERAL PROGRAM SUPPORT	7,500
SPECIAL CONNECTIONS, INC 1221 ORANGE ST NEW ORLEANS L A 70130		PUBLIC	GENERAL PROGRAM SUPPORT	3,750
ST ANNA'S EPISCOPAL CHURCH 1313 ESPLANADE AVE NEW ORLEANS LA 70116		PUBLIC	GENERAL PROGRAM SUPPORT	10,000
ST BERNARD PROJECT 2645 TOULOUSE STREET NEW ORLEANS LA 70119		PUBLIC	GENERAL PROGRAM SUPPORT	25,000
ST JOSEPH'S CHURCH REBUILD CENTER 1802 TULANE AVE		PUBLIC	GENERAL PROGRAM SUPPORT	5,000

J W & D D BROWN FOUNDATION  
72-6027232  
2015 FORM 990PF  
PART XV, LINE 3A, GRANT AND CONTRIBUTIONS PAID DURING THE YEAR

RECIPIENT NAME AND ADDRESS	RELATIONSHIP	FOUNDATION STATUS	PURPOSE OF GRANT OR CONTRIBUTION	AMOUNT
NEW ORLEANS LA 70112				
ST JUDE CHILDREN'S RESEARCH HOSPITAL 501 ST JUDE PLACE MEMPHIS TN 38105		PUBLIC	GENERAL PROGRAM SUPPORT	5,000
ST MICHAEL SPECIAL SCHOOL 1522 CHIPEWA ST NEW ORLEANS LA 70130		PUBLIC	GENERAL PROGRAM SUPPORT	15,000
ST NICHOLAS CENTER FOR CHILDREN 314 BROAD ST STE B LAKE CHARLES LA 70601		PUBLIC	GENERAL PROGRAM SUPPORT	2,500
ST VINCENT DE PAUL COMMUNITY PHARMACY 1995 GENTILLY BLVD #C NEW ORLEANS LA 70119		PUBLIC	GENERAL PROGRAM SUPPORT	35,000
START THE ADVENTURE IN READING 1545 STATE ST NEW ORLEANS LA 70118		PUBLIC	GENERAL PROGRAM SUPPORT	22,500
SWANER PRESERVE & ECOCENTER 1258 CENTER DR PARK CITY UT 84098		PUBLIC	GENERAL PROGRAM SUPPORT	3,800
TENNESSEE WILLIAMS-NO LITERARY FESTIVAL 938 LAFAYETTE ST STE 514 NEW ORLEANS LA 70119		PUBLIC	GENERAL PROGRAM SUPPORT	5,000
THE COMMUNITY FOUNDATION OF SWLA 1625 RYAN ST SUITE C LAKE CHARLES LA 70601		PUBLIC	GENERAL PROGRAM SUPPORT	2,500
TIMES PICAYUNE DOLL & TOY FUND, THE 3800 HOWARD AVE NEW ORLEANS LA 70125		PUBLIC	GENERAL PROGRAM SUPPORT	5,000
TRINITY LOAVES AND FISHES 1329 JACKSON AVE NEW ORLEANS LA 70130		PUBLIC	GENERAL PROGRAM SUPPORT	2,500
ULL CENTER FOR GIFTED EDUCATION P O BOX 43251 LAFAYETTE LA 70504		PUBLIC	GENERAL PROGRAM SUPPORT	(6,939)
UNITED MITOCHONDRIAL DESEASE FOUNDATION 8085 SALTSBURG ROAD STE 201 PITTSBURG PA 15239		PUBLIC	GENERAL PROGRAM SUPPORT	5,000
UNIVERSITY OF NEW ORLEANS FOUNDATION 2000 LAKESHORE DR NEW ORLEANS LA 70148		PUBLIC	GENERAL PROGRAM SUPPORT	150,212
UNIVERSITY OF UTAH H S DEVELOPMENT 201 PRESIDENTS CIRCLE SALT LAKE CITY, UT 84112		PUBLIC	GENERAL PROGRAM SUPPORT	10,000
VIA LINK, INC P O BOX 15409 NEW ORLEANS LA 70175		PUBLIC	GENERAL PROGRAM SUPPORT	5,000
VICTORIES IN SERVICE INC 2519 FELICIANA STREET NEW ORLEANS LA 70117		PUBLIC	GENERAL PROGRAM SUPPORT	26,500
VOLUNTEER HEALTH CORPS 4655 SHERWOOD COMMON BLVD BATON ROUGE LA 70816		PUBLIC	GENERAL PROGRAM SUPPORT	7,500
VOLUNTEERS OF AMERICA GNO, INC 4152 CANAL STREET NEW ORLEANS L A 70119		PUBLIC	GENERAL PROGRAM SUPPORT	25,000
WAY MAKER MINISTRIES 804 1ST AVE HARVEY LA 70058		PUBLIC	GENERAL PROGRAM SUPPORT	35,000
WHISTLE STOP, THE 1518 18TH STREET LAKE CHARLES LA 70601		PUBLIC	GENERAL PROGRAM SUPPORT	45,000
WRHB RADIO FOR THE BLIND 3606 MAGAZINE ST NEW ORLEANS LA 70115		PUBLIC	GENERAL PROGRAM SUPPORT	13,500
YMCA OF GREATER NEW ORLEANS 6691 RIVERSIDE DR METAIRIE LA 70003		PUBLIC	GENERAL PROGRAM SUPPORT	15,000
YOUTH FOCUS, INC 715 N EUGENE ST GREENSBORO NC 27401		PUBLIC	GENERAL PROGRAM SUPPORT	5,000

Attachment to Form 990-PF  
Part VII – B, Question 5

**Expenditure Responsibility Statement  
For the year 2015**

Pursuant to IRC Regulation 53.4945-5(d), the J W & D D Brown Foundation provides the following information:

Grantee: South Pike Hospital Association, Inc.  
Administration Building  
120 E. Myrtle Street  
Magnolia, MS 39652

Amount of Grant:	2015	\$ 1,500,000.00
		<u>\$ 1,500,000.00</u>

Purpose of Grant:

Purpose of Grant:

In a successful effort to save 62 jobs and provide continued and expanded medical services to an underserved rural community, JW&DDBF worked tirelessly with the City of Magnolia and County of Pike to keep operational the 31 bed acute care hospital that had been in existence since 1938, modernize the equipment therein, and expand medical services with new programs and services that were hitherto unavailable in Pike County and the surrounding community. The hospital was set to shut down and the city and county were able to work together to allow JW&DDBF a first right security interest in the real property including improvements in order to receive the crucial financial support to continue operations and avoid closure while simultaneously acquire equipment that would allow the hospital to continue participating in federal Medicare programs and receive federal approval for new programs.

Reports:

The grantee has sent reports on the progress of the sponsored research. The reports are on file.

Diversions:

To the knowledge of the grantor, no funds have been diverted to any activity other than the activity for which the grant was originally made.

Verification:

The grantor has no reason to doubt the accuracy or reliability of the report from the grantee; therefore, no independent verification of the report was made.

Attachment to Form 990-PF  
Part VII – B, Question 5

**Expenditure Responsibility Statement  
For the year 2015**

Pursuant to IRC Regulation 53.4945-5(d), the J W & D D Brown Foundation provides the following information:

**Grantee:** Cerebral Therapeutics LLC  
Daniel J. Abrams, MD  
Chairman of the Board of Managers  
7600 E. 6<sup>th</sup> Avenue  
Denver, CO 80230

<b>Amount of Grant:</b>	2015	\$ 500,000.00
		<u>\$ 500,000.00</u>

**Purpose of Grant:**  
**Purpose of Grant:**

Working closely with the University of Colorado, the purposed clinical study is to test three different AEDs in at least 12 patients with refractory epilepsy in sequential fashion for a first-in-human study using ICV delivery to the brain. The study will have endpoints of safety, pharmacokinetics, maximum tolerated dose and preliminary efficacy including seizure diary data.

**Reports:**

The grantee has sent reports on the progress of the sponsored research. The reports are on file.

**Diversions:**

To the knowledge of the grantor, no funds have been diverted to any activity other than the activity for which the grant was originally made.

**Verification:**

The grantor has no reason to doubt the accuracy or reliability of the report from the grantee; therefore, no independent verification of the report was made.

Attachment to Form 990-PF  
Part VII – B, Question 5(c)

**Expenditure Responsibility Statement  
For the year 2015**

Pursuant to IRC Regulation 53.4945-5(d), the J W & D D Brown Foundation provides the following information:

**Grantee:** Fellowship of Orthopaedic Researchers, Inc.  
Attn: Steven D. Cook, PhD  
320 Hammond Highway, Suite 403  
Metairie, LA 70005

**Amount of  
Grant:**

2013	\$ 523,752
2014	523,752
2015	<u>523,752</u>
	<u>\$ 1,571,256</u>

**Purpose of  
Grant:**

Development of magnetic technology for prosthetics. The envisioned technology will be for both transfemoral and transhumeral prostheses, as well as any other areas where the technology may prove viable. A portion of the implanted device would be surgically and permanently anchored to the patient's skeleton. Struts or plates projecting from the bone implant would pass along the sub-dermal layer beneath the skin. The distal end of the implant and the sub-dermal struts would be integrated with or fabricated from magnetic material. The prosthetic socket would also be equipped with magnetic materials or devices that would react against the implanted devices.

**Reports:**

The grantee has sent reports on the progress of the sponsored research. The reports are on file.

**Diversions:**

To the knowledge of the grantor, no funds have been diverted to any activity other than the activity for which the grant was originally made.

**Verification:**

The grantor has no reason to doubt the accuracy or reliability of the report from the grantee; therefore, no independent verification of the report was made.

Attachment to Form 990-PF  
Part VII – B, Question 5 (c)

**Expenditure Responsibility Statement  
For the year 2015**

Pursuant to IRC Regulation 53.4945-5(d), the J W & D D Brown Foundation provides the following information:

**Grantee:** Fellowship of Orthopaedic Researchers, Inc.  
Attn: Steven D. Cook, PhD  
320 Hammond Highway, Suite 403  
Metairie, LA 70005

**Amount of  
Grant:**

2010	\$ 579,000
2011	794,000
2012	<u>624,000</u>
Total grant	<u>\$1,997,000</u>

**Purpose of  
Grant:**

Research and development of a Pyrocarbon patellofemoral (knee joint) implant. Review of current patellofemoral literature on anatomy, morphology, biomechanics, pathology, cartilage regeneration, implant replacement and implant interface characteristics. Develop anatomical sizing and geometry of implants, perform biomechanical studies, design the implants and perform follow-up studies for strength, durability, wear testing on bone and polyethylene and in vivo analysis of the implant system. Prepare and submit materials for FDA.

**Reports:**

The grantee has sent reports on the progress of the sponsored research. The reports are on file.

**Diversions:**

To the knowledge of the grantor, no funds have been diverted to any activity other than the activity for which the grant was originally made.

**Verification:**

The grantor has no reason to doubt the accuracy or reliability of the report from the grantee; therefore, no independent verification of the report was made.

Attachment to Form 990-PF  
Part VII – B, Question 5(c)

**Expenditure Responsibility Statement  
For the year 2015**

Pursuant to IRC Regulation 53.4945-5(d), the J W & D D Brown Foundation provides the following information:

**Grantee:** Fellowship of Orthopaedic Researchers, Inc.  
Attn: Steven D. Cook, PhD  
320 Hammond Highway, Suite 403  
Metairie, LA 70005

**Amount of  
Grant:**

2009	\$ 112,748
2010	338,244
2012	<u>305,002</u>
Total grant	<u>\$ 755,994</u>

**Purpose of  
Grant:**

To complete the design and testing of an implant system to treat focal cartilage defects of the medial femoral condyle, assemble all documentation and test results for the United States FDA Investigational Device Exemption (IDE) approval process and build implants and instruments required for the clinical trial of the Pyrocarbon Implant Replacement (PIR) system, as well as development and validation of implant packaging and sterilization procedures and complete all tasks to facilitate the first human implantation.

**Reports:**

The grantee has sent reports on the progress of the sponsored research. The reports are on file.

**Diversions:**

To the knowledge of the grantor, no funds have been diverted to any activity other than the activity for which the grant was originally made.

**Verification:**

The grantor has no reason to doubt the accuracy or reliability of the report from the grantee; therefore, no independent verification of the report was made.

Attachment to Form 990-PF  
Part VII – B, Question 5(c)

**Expenditure Responsibility Statement  
For the year 2015**

Pursuant to IRC Regulation 53.4945-5(d), the J W & D D Brown Foundation provides the following information:

**Grantee:** Fellowship of Orthopaedic Researchers, Inc.  
Attn: Steven D. Cook, PhD  
320 Hammond Highway, Suite 403  
Metairie, LA 70005

**Amount of  
Grant:**

2008	\$ 868,198
2009	880,000
2010	<u>945,000</u>
Total grant	<u>\$ 2,693,198</u>

**Purpose of  
Grant:**

To mitigate the suffering and disabilities of military veterans and others, who have lost legs, by creating a strong, stable magnetic prosthetic limb suspension system that provides a stable and secure attachment to the body while allowing greater transmission of force without inducing soft tissue breakdown and minimizing the risk of infection.

**Reports:**

The grantee has sent reports on the progress of the sponsored research. The reports are on file.

**Diversions:**

To the knowledge of the grantor, no funds have been diverted to any activity other than the activity for which the grant was originally made.

**Verification:**

The grantor has no reason to doubt the accuracy or reliability of the report from the grantee; therefore, no independent verification of the report was made.



Attachment to Form 990-PF  
Part VII – B, Question 5(c)

**Expenditure Responsibility Statement  
For the year 2015**

Pursuant to IRC Regulation 53.4945-5(d), the J W & D D Brown Foundation provides the following information:

**Grantee:** Fellowship of Orthopaedic Researchers, Inc.  
Attn: Steven D. Cook, PhD  
320 Hammond Highway, Suite 403  
Metairie, LA 70005

**Amount of  
Grant:**

2007	\$ 544,650
2008	435,720
2009	326,786
2014	<u>375,000</u>
Total grant	<u>\$ 1,682,156</u>

**Purpose of  
Grant:**

The purpose of this grant was to do research and develop understanding on inducing a restoration of cartilage in damaged or replaced joints. Explore the use of articular cartilage regeneration through anatomic studies for implant and surgical geometry and sizing, research implant-bone and implant-cartilage interface attachment biomechanics and implant articular surface geometry and material optimization. Research and evaluate insertion instrumentation development. Develop technology documentation and communication materials and ancillary research as needed.

**Reports:**

The grantee has sent reports on the progress of the sponsored research. The reports are on file.

**Diversions:**

To the knowledge of the grantor, no funds have been diverted to any activity other than the activity for which the grant was originally made.

**Verification:**

The grantor has no reason to doubt the accuracy or reliability of the report from the grantee; therefore, no independent verification of the report was made.

Attachment to Form 990-PF  
Part VII – B, Question 5(c)

**Expenditure Responsibility Statement  
For the year 2015**

Pursuant to IRC Regulation 53.4945-5(d), the J W & D D Brown Foundation provides the following information:

**Grantee:** Salk Institute for Biological Studies  
Robert S. MacWright, Executive Director,  
Office of Technology Development  
Post Office Box 85800  
San Diego, CA 92186-5800320

**Amount of  
Grant:**

2013

\$ 68,081

\$ 68,081

**Purpose of  
Grant:**

Salk faculty member, Clodagh O'Shea, Ph.D. has developed and enhanced novel research into p53, a tumor suppressing protein that is inactivated by mutations in almost every form of human cancer, and the use of DNA viruses both as tools for tumor target discovery as well as agents for lytic cancer therapies. This grant is for the purpose of protecting the pre-existing intellectual property that may be convenient and useful to commercially develop O'Shea's synthetic viral therapy project. The patents that will be internationally secured through this program related investment may be convenient and useful for research and to develop and bring to market the engineering of synthetic viruses that overcome the long-standing challenges associated with viral therapies, including selective replication in tumor cells that have mutations in p53 or Rb, immunogenicity and broad tumor-specific targeting; additionally, these patents may serve as a foundation to develop technologically innovative genetically encoded chemical adaptors and antibiotics to induce viral retargeting to multiple tumor cell receptors through camelid antibody fusion proteins.

**Reports:**

The grantee has sent reports on the progress of the sponsored research. These reports are on file.

**Diversions:**

To the knowledge of the grantor, no funds have been diverted to any activity other than the activity for which the grant was originally made.

Attachment to Form 990-PF  
Part VII – B, Question 5

**Expenditure Responsibility Statement  
For the year 2015**

Pursuant to IRC Regulation 53.4945-5(d), the J W & D D Brown Foundation provides the following information:

**Grantee:** Arapeen Medical, Inc.  
C/O Nassir F. Marrouche, M.D.  
University of Utah  
University Hospital  
Cardiovascular Center  
50 N. Medical Drive  
Salt Lake City, UT 84132

<b>Amount of Grant:</b>	<b>2013</b>	<b>\$ 670,000</b>
	<b>2014</b>	<b><u>420,000</u></b>
		<b><u>\$ 1,090,000</u></b>

**Purpose of Grant:**

The primary purpose of this study is to test and develop a new method to treat non-invasively essential hypertension using magnetic resonance guided focus ultrasound (MRgFUS). Initially, the goal is to complete a preclinical study in a porcine model to validate the technology. After a validation of the technology, the goal is to develop a clinical MRgFUS system for a phase 1 trial in humans.

**Reports:**

The grantee has sent reports on the progress of the sponsored research. The reports are on file.

**Diversions:**

To the knowledge of the grantor, no funds have been diverted to any activity other than the activity for which the grant was originally made.

**Verification:**

The grantor has no reason to doubt the accuracy or reliability of the report from the grantee; therefore, no independent verification of the report was made.

Attachment to Form 990-PF  
Part VII – B, Question 5

**Expenditure Responsibility Statement  
For the year 2015**

Pursuant to IRC Regulation 53.4945-5(d), the J W & D D Brown Foundation provides the following information:

**Grantee:** Catheter Robotics  
100 Stierli Court, Suite 107  
Mount Arlington, NJ 07856

**Amount of  
Grant:**

December 27, 2006	\$ 297,000
March 12, 2007	313,500
June 8, 2007	245,000
September 12, 2007	230,000
December 27, 2007	129,000
February 28, 2008	125,000
May 30, 2008	125,000
August 20, 2008	<u>125,000</u>
	<u>\$ 1,589,500</u>

**Purpose of  
Grant:**

The grant funded the conception and design of robotic equipment to completely protect operating room personnel from radiation hazard, reduce the risk of vessel perforation, minimize patient radiation exposure by speeding procedures and provide an important step towards computer assisted robotic surgery in the future.

Catheter Robotics (*Robotics*) assembled a research and development team of renowned experts in the area of electrophysiology radiation exposure. The project has been successfully completed.

**Reports:**

The grantee has sent reports on the progress of the sponsored research. The reports are on file. Although all expenditures and research were completed in prior years, the grantee continues to provide annual reports on the dissemination of the developed technology.

Attachment to Form 990-PF  
Part VII – B, Question 5(c)

**Expenditure Responsibility Statement  
For the year 2015**

Pursuant to IRC Regulation 53.4945-5(d), the J W & D D Brown Foundation provides the following information:

**Grantee:** Neuropathway Research, LLC  
100 Stierli Court, Suite 107  
Mount Arlington, NJ 07856

**Amount of  
Grant:**

July 31, 2004	\$ 100,000
September 28, 2004	225,000
December 6, 2004	225,000
March 31, 2005	225,000
June 28, 2005	200,000
September 8, 2005	<u>125,000</u>
	<u>\$ 1,100,000</u>

**Purpose of  
Grant:**

Development of an IPG (Implantable Pulse Generator) as a universal device for medical researchers exploring nerve mediation as a method for treating disease.

**Reports:**

The grantee has sent reports on the progress of the sponsored research. These reports are on file.

**Diversions:**

To the knowledge of the grantor, no funds have been diverted to any activity other than the activity for which the grant was originally made.

**Verification:**

The grantor has no reason to doubt the accuracy or reliability of the report from the grantee; therefore, no independent verification of the report was made.

Attachment to Form 990-PF  
Part VII – B, Question 5(c)

**Expenditure Responsibility Statement  
For the year 2015**

Pursuant to IRC Regulation 53.4945-5(d), the J W & D D Brown Foundation provides the following information:

**Grantee:** LifeStim, Inc.  
100 Stierli Court, Suite 107  
Mount Arlington, NJ 07856

**Amount of  
Grant:**

March 15, 2002	\$ 125,000
June 20, 2002	125,000
October 9, 2002	125,000
December 27, 2002	125,000
March 26, 2003	125,000
July 7, 2003	<u>125,000</u>
	<u>\$ 750,000</u>

**Purpose of  
Grant:**

Extend the application of spinal cord stimulation (SCS) for the treatment of women's health concerns.

**Reports:**

All grant expenditures occurred in prior taxable years and are complete. The grantee has continued to send supplemental reports on the progress of the sponsored research. These supplemental reports are on file.

**Diversions:**

To the knowledge of the grantor, no funds have been diverted to any activity other than the activity for which the grant was originally made.

**Verification:**

The grantor has no reason to doubt the accuracy or reliability of the report from the grantee; therefore, no independent verification of the report was made.

Attachment to Form 990-PF  
Part VII – B, Question 5(c)

**Expenditure Responsibility Statement**  
**For the year 2015**

Pursuant to IRC Regulation 53.4945-5(d), the J W & D D Brown Foundation provides the following information:

**Grantee:** Integra LifeSciences Corporation  
C/O Jerry Klawitter  
8200 Cameron Road  
Suite C140  
Austin, Texas 78754

<b>Amount of Grant:</b>	December 15, 2005	195,038
	July 11, 2006	195,038
	July 25, 2006	195,038
	December 31, 2007	<u>414,886</u>
		\$ 1,000,000
	<b>Royalties Received:</b>	
	2010	( 6,468)
	<b>Net Grants</b>	<u><u>\$ 993,532</u></u>

**Purpose of Grant:** Ascension Orthopedics, Inc. ("AOI") desires to conduct research and development of PyC shoulder hemmi-arthroplasty orthopedics implants ("HO implants") for persons suffering from pain, deformity, and loss of joint function due to arthritis. The grant request is to provide funding for research that will investigate development of shoulder joint implants having a pyrolytic carbon articular bearing surface. It is hoped that a pyrolytic carbon joint bearing surface will improve the function of shoulder joint replacements when compared to current shoulder joint replacements having a metal articular bearing surface.

**Reports:** The grantee has sent reports on the progress of the sponsored research. The reports are on file.

**Diversions:** To the knowledge of the grantor, no funds have been diverted to any activity other than the activity for which the grant was originally made.

**Verification:** Because all expenditures are complete, no further grantee reporting or verification is necessary.

Attachment to Form 990-PF  
Part VII – B, Question 5(c)

**Expenditure Responsibility Statement  
For the year 2015**

Pursuant to IRC Regulation 53.4945-5(d), the J W & D D Brown Foundation provides the following information:

**Grantee:** Integra LifeSciences Corporation  
C/O Jerry Klawitter  
8200 Cameron Road  
Suite C140  
Austin, Texas 78754

**Amount of  
Grant:**

January 8, 2004	\$ 29,925
April 27, 2004	29,925
July 13, 2004	29,925
October 5, 2004	29,925
September 22, 2006	<u>110,700</u>
<b>Total</b>	<b><u>\$ 230,400</u></b>

**Purpose of  
Grant:**

The objective of this project was to optimize PyC for use in hemi-joint arthroplasty by exploiting the existing advantages, in particular, surface chemistry and mechanical compatibility. Specific tasks towards this objective are:

1. To confirm adsorbed joint surfactant results in favorable PyC lubricity;
2. To identify the mechanism for binding of surfactant;
3. To modify the PyC surface chemistry to enhance the effect;
4. Confirm the beneficial effects that enhanced lubricity and elastic modulus matching has on joint contact tissue pressure (contact stress) for implants made of PyC as compared to implants made of metal using wear testing and finite element computer simulations of implants contacting natural joint structures.

**Reports:**

The grantee has sent reports on the progress of the sponsored research. The reports are on file.



Attachment to Form 990-PF  
Part VII – B, Question 5

**Expenditure Responsibility Statement  
For the year 2015**

Pursuant to IRC Regulation 53.4945-5(d), the J W & D D Brown Foundation provides the following information:

**Grantee:** Integra LifeSciences Corporation  
C/O Jerry Klawitter  
8200 Cameron Road  
Suite C140  
Austin, Texas 78754

**Amount of Grant:**

October 30, 2001	\$ 409,233
February 1, 2002	400,000
April 30, 2002	200,000
June 24, 2002	100,000
July 19, 2002	200,000
September 23, 2002	200,000
October 17, 2002	<u>100,000</u>
<b>Total Grant:</b>	<b>\$ 1,609,233</b>

**Royalties received:**

2005	( 27,279)
2006	( 58,428)
2007	( 78,301)
2008	( 40,133)
2009	( 56,430)
2010	( 41,080)
2011	( 51,607)
2012	( 55,067)
2013	( 73,472)
2014	( 85,744)
2015	<u>( 109,272)</u>
	( 676,813)

<b>Net Grants</b>	<b><u>\$ 932,420</u></b>
-------------------	--------------------------

**Purpose of  
Grant:**

Ascension Orthopedics, Inc. (Ascension) has developed a pyrolytic carbon implant to replace the metacarpophalangeal (MCP) joint of the hand. The Joe W.

Attachment to Form 990-PF  
Part VII – B, Question 5(c)

**Expenditure Responsibility Statement  
For the year 2015**

Pursuant to IRC Regulation 53.4945-5(d), the J W & D D Brown Foundation provides the following information:

**Grantee:** Integra LifeSciences Corporation  
C/O Jerry Klawitter  
8200 Cameron Road  
Suite C140  
Austin, Texas 78754

**Amount of  
Grant:**

March 4, 1996	\$ 100,000
April 16, 1996	100,000
June 15, 1996	<u>100,000</u>
<b>Total</b>	<b>\$ 300,000</b>

**Royalties Received:**

2007	( 4,460)
2011	( 70,756)
2012	( 13,299)
2013	( 15,043)
2014	( 15,367)
2015	<u>( 19,260)</u>
	( 138,185)

<b>Net Grants</b>	<b><u>\$ 161,815</u></b>
-------------------	--------------------------

**Purpose of  
Grant:**

Treatment of severe arthritis through the development of pyrolytic carbon finger joint prosthesis employing technology identified by Professor Stephen D. Cook at the Tulane University School of Medicine with support from the Foundation. This project arose from the Foundation's funding of the Joe W. and Dorothy Dorsett Brown Foundation Computation Laboratory at Tulane University School of Medicine, Department of Orthopaedics. Dr. Cook determined that available plastic and metal replacement joints usually fail within two or three years of surgery and shed particles exacerbating inflammation. Using finite element analysis and other modeling techniques, he concluded that pyrolytic carbon offered the wear resistance, strength and biocompatibility necessary to relieve