



See a Social Security Number? Say Something!  
Report Privacy Problems to <https://public.resource.org/privacy>  
Or call the IRS Identity Theft Hotline at 1-800-908-4490



Form 990-PF

## Return of Private Foundation

or Section 4947(a)(1) Trust Treated as Private Foundation

OMB No 1545-0052

Department of the Treasury  
Internal Revenue Service

Do not enter social security numbers on this form as it may be made public.

Information about Form 990-PF and its separate instructions is at [www.irs.gov/form990pf](http://www.irs.gov/form990pf)

2015

Open to Public Inspection

For calendar year 2015 or tax year beginning

, and ending

Name of foundation <b>THE NELSON AND CHARLEEN KEMP FOUNDATION</b>		A Employer identification number <b>63-0981693</b>
Number and street (or P.O. box number if mail is not delivered to street address) <b>P.O. BOX 236</b>	Room/suite	B Telephone number <b>205-487-6492</b>
City or town, state or province, country, and ZIP or foreign postal code <b>WINFIELD, AL 35594</b>		C If exemption application is pending, check here <input type="checkbox"/>
G Check all that apply: <input type="checkbox"/> Initial return <input type="checkbox"/> Initial return of a former public charity <input type="checkbox"/> Final return <input type="checkbox"/> Amended return <input type="checkbox"/> Address change <input type="checkbox"/> Name change		D 1. Foreign organizations, check here <input type="checkbox"/> 2. Foreign organizations meeting the 85% test, check here and attach computation <input type="checkbox"/>
H Check type of organization: <input checked="" type="checkbox"/> Section 501(c)(3) exempt private foundation <input type="checkbox"/> Section 4947(a)(1) nonexempt charitable trust <input type="checkbox"/> Other taxable private foundation		E If private foundation status was terminated under section 507(b)(1)(A), check here <input type="checkbox"/>
I Fair market value of all assets at end of year (from Part II, col (c), line 16) \$ <b>3,673,954.</b> (Part I, column (d) must be on cash basis)		F If the foundation is in a 60-month termination under section 507(b)(1)(B), check here <input type="checkbox"/>

Part I Analysis of Revenue and Expenses (The total of amounts in columns (b), (c), and (d) may not necessarily equal the amounts in column (a))		(a) Revenue and expenses per books	(b) Net investment income	(c) Adjusted net income	(d) Disbursements for charitable purposes (cash basis only)
1 Contributions, gifts, grants, etc., received		0.		N/A	
2 Check <input checked="" type="checkbox"/> if the foundation is not required to attach Sch B					
3 Interest on savings and temporary cash investments		16.	16.		STATEMENT 1
4 Dividends and interest from securities		88,922.	88,922.		STATEMENT 2
5a Gross rents					
b Net rental income or (loss)					
6a Net gain or (loss) from sale of assets not on line 10		122,366.			
b Gross sales price for all assets on line 6a <b>867,719.</b>					
7 Capital gain net income (from Part IV line 2)			122,366.		
8 Net short-term capital gain					
9 Income modifications					
10a Gross sales less returns and allowances					
b Less Cost of goods sold					
c Gross profit or (loss)					
11 Other income		52.	52.		STATEMENT 3
12 Total. Add lines 1 through 11		211,356.	211,356.		
13 Compensation of officers, directors, trustees, etc		97,963.	24,491.		73,472.
14 Other employee salaries and wages					
15 Pension plans, employee benefits					
16a Legal fees					
b Accounting fees STMT 4		2,600.	1,950.		650.
c Other professional fees STMT 5		29,071.	29,071.		0.
17 Interest					
18 Taxes STMT 6		16,409.	2,631.		5,542.
19 Depreciation and depletion		72.	0.		
20 Occupancy		6,000.	1,500.		4,500.
21 Travel, conferences, and meetings					
22 Printing and publications					
23 Other expenses STMT 7		4,128.	889.		3,239.
24 Total operating and administrative expenses. Add lines 13 through 23		156,243.	60,532.		87,403.
25 Contributions, gifts, grants paid		208,000.			208,000.
26 Total expenses and disbursements. Add lines 24 and 25		364,243.	60,532.		295,403.
27 Subtract line 26 from line 12					
a Excess of revenue over expenses and disbursements		<152,887.>			
b Net investment income (if negative, enter -0-)			150,824.		
c Adjusted net income (if negative, enter -0-)				N/A	

523501  
11-24-15

LHA For Paperwork Reduction Act Notice, see instructions.

Form 990-PF (2015) 3

SCANNED MAY 23 2016

Part II Balance Sheets		Attached schedules and amounts in the description column should be for end-of-year amounts only		Beginning of year	End of year	
				(a) Book Value	(b) Book Value	(c) Fair Market Value
Assets	1	Cash - non-interest-bearing				
	2	Savings and temporary cash investments		166,488.	147,417.	147,417.
	3	Accounts receivable ▶				
		Less: allowance for doubtful accounts ▶				
	4	Pledges receivable ▶				
		Less: allowance for doubtful accounts ▶				
	5	Grants receivable				
	6	Receivables due from officers, directors, trustees, and other disqualified persons				
	7	Other notes and loans receivable ▶				
		Less: allowance for doubtful accounts ▶				
	8	Inventories for sale or use				
	9	Prepaid expenses and deferred charges				
	10a	Investments - U.S. and state government obligations STMT 8		636,802.	560,133.	566,249.
	b	Investments - corporate stock STMT 9		1,909,819.	1,830,999.	2,398,510.
	c	Investments - corporate bonds STMT 10		531,330.	553,075.	561,377.
	11	Investments - land, buildings, and equipment basis ▶				
	Less: accumulated depreciation ▶					
12	Investments - mortgage loans					
13	Investments - other					
14	Land, buildings, and equipment; basis ▶ 3,703.					
	Less: accumulated depreciation STMT 11 ▶ 3,302.		473.	401.	401.	
15	Other assets (describe ▶)					
16	Total assets (to be completed by all filers - see the instructions. Also, see page 1, item I)		3,244,912.	3,092,025.	3,673,954.	
Liabilities	17	Accounts payable and accrued expenses				
	18	Grants payable				
	19	Deferred revenue				
	20	Loans from officers, directors, trustees, and other disqualified persons				
	21	Mortgages and other notes payable				
	22	Other liabilities (describe ▶)				
23	Total liabilities (add lines 17 through 22)		0.	0.		
Net Assets or Fund Balances	Foundations that follow SFAS 117, check here ▶ <input checked="" type="checkbox"/>					
	and complete lines 24 through 26 and lines 30 and 31.					
	24	Unrestricted		3,244,912.	3,092,025.	
	25	Temporarily restricted				
	26	Permanently restricted				
	Foundations that do not follow SFAS 117, check here ▶ <input type="checkbox"/>					
	and complete lines 27 through 31.					
	27	Capital stock, trust principal, or current funds				
	28	Paid-in or capital surplus, or land, bldg., and equipment fund				
	29	Retained earnings, accumulated income, endowment, or other funds				
30	Total net assets or fund balances		3,244,912.	3,092,025.		
31	Total liabilities and net assets/fund balances		3,244,912.	3,092,025.		

## Part III Analysis of Changes in Net Assets or Fund Balances

1	Total net assets or fund balances at beginning of year - Part II, column (a), line 30 (must agree with end-of-year figure reported on prior year's return)	1	3,244,912.
2	Enter amount from Part I, line 27a	2	<152,887.>
3	Other increases not included in line 2 (itemize) ▶	3	0.
4	Add lines 1, 2, and 3	4	3,092,025.
5	Decreases not included in line 2 (itemize) ▶	5	0.
6	Total net assets or fund balances at end of year (line 4 minus line 5) - Part II, column (b), line 30	6	3,092,025.

**Part IV Capital Gains and Losses for Tax on Investment Income**

(a) List and describe the kind(s) of property sold (e.g., real estate, 2-story brick warehouse, or common stock, 200 shs. MLC Co.)	(b) How acquired P - Purchase D - Donation	(c) Date acquired (mo., day, yr.)	(d) Date sold (mo., day, yr.)
<b>1a SECURITY SALES</b>	<b>P</b>		<b>12/31/15</b>
<b>b CAPITAL GAINS DIVIDENDS</b>			
<b>c</b>			
<b>d</b>			
<b>e</b>			

(e) Gross sales price	(f) Depreciation allowed (or allowable)	(g) Cost or other basis plus expense of sale	(h) Gain or (loss) (e) plus (f) minus (g)
<b>a 813,180.</b>		<b>745,353.</b>	<b>67,827.</b>
<b>b 54,539.</b>			<b>54,539.</b>
<b>c</b>			
<b>d</b>			
<b>e</b>			

Complete only for assets showing gain in column (h) and owned by the foundation on 12/31/69			(i) Gains (Col. (h) gain minus col. (k), but not less than -0-) or Losses (from col. (h))
(i) F.M.V. as of 12/31/69	(j) Adjusted basis as of 12/31/69	(k) Excess of col. (i) over col. (j), if any	
<b>a</b>			<b>67,827.</b>
<b>b</b>			<b>54,539.</b>
<b>c</b>			
<b>d</b>			
<b>e</b>			

<b>2</b> Capital gain net income or (net capital loss)	{ If gain, also enter in Part I, line 7 If (loss), enter -0- in Part I, line 7 }	<b>2</b>	<b>122,366.</b>
<b>3</b> Net short-term capital gain or (loss) as defined in sections 1222(5) and (6): If gain, also enter in Part I, line 8, column (c). If (loss), enter -0- in Part I, line 8	{ }	<b>3</b>	<b>N/A</b>

**Part V Qualification Under Section 4940(e) for Reduced Tax on Net Investment Income**

(For optional use by domestic private foundations subject to the section 4940(a) tax on net investment income.)

If section 4940(d)(2) applies, leave this part blank.

Was the foundation liable for the section 4942 tax on the distributable amount of any year in the base period?

☐ Yes ☒ No

If "Yes," the foundation does not qualify under section 4940(e). Do not complete this part.

**1** Enter the appropriate amount in each column for each year, see the instructions before making any entries

(a) Base period years Calendar year (or tax year beginning in)	(b) Adjusted qualifying distributions	(c) Net value of noncharitable-use assets	(d) Distribution ratio (col. (b) divided by col. (c))
2014	246,913.	4,085,703.	.060433
2013	232,715.	3,935,097.	.059138
2012	260,315.	3,708,561.	.070193
2011	246,614.	3,846,825.	.064108
2010	237,728.	3,480,326.	.068306

<b>2</b> Total of line 1, column (d)	<b>2</b>	<b>.322178</b>
<b>3</b> Average distribution ratio for the 5-year base period - divide the total on line 2 by 5, or by the number of years the foundation has been in existence if less than 5 years	<b>3</b>	<b>.064436</b>
<b>4</b> Enter the net value of noncharitable-use assets for 2015 from Part X, line 5	<b>4</b>	<b>3,915,981.</b>
<b>5</b> Multiply line 4 by line 3	<b>5</b>	<b>252,330.</b>
<b>6</b> Enter 1% of net investment income (1% of Part I, line 27b)	<b>6</b>	<b>1,508.</b>
<b>7</b> Add lines 5 and 6	<b>7</b>	<b>253,838.</b>
<b>8</b> Enter qualifying distributions from Part XII, line 4	<b>8</b>	<b>295,403.</b>

If line 8 is equal to or greater than line 7, check the box in Part VI, line 1b, and complete that part using a 1% tax rate.  
See the Part VI instructions.

**Part VI Excise Tax Based on Investment Income (Section 4940(a), 4940(b), 4940(e), or 4948 - see instructions)**

1a Exempt operating foundations described in section 4940(d)(2), check here <input type="checkbox"/> and enter "N/A" on line 1. Date of ruling or determination letter _____ (attach copy of letter if necessary-see instructions)			
b Domestic foundations that meet the section 4940(e) requirements in Part V, check here <input checked="" type="checkbox"/> and enter 1% of Part I, line 27b		1	1,508.
c All other domestic foundations enter 2% of line 27b. Exempt foreign organizations enter 4% of Part I, line 12, col. (b).		2	0.
2 Tax under section 511 (domestic section 4947(a)(1) trusts and taxable foundations only. Others enter -0-)		3	1,508.
3 Add lines 1 and 2		4	0.
4 Subtitle A (income) tax (domestic section 4947(a)(1) trusts and taxable foundations only. Others enter -0-)		5	1,508.
5 Tax based on investment income. Subtract line 4 from line 3. If zero or less, enter -0-			
6 Credits/Payments:			
a 2015 estimated tax payments and 2014 overpayment credited to 2015	6a	5,680.	
b Exempt foreign organizations - tax withheld at source	6b		
c Tax paid with application for extension of time to file (Form 8868)	6c		
d Backup withholding erroneously withheld	6d		
7 Total credits and payments. Add lines 6a through 6d	7	5,680.	
8 Enter any penalty for underpayment of estimated tax. Check here <input type="checkbox"/> if Form 2220 is attached	8		
9 Tax due. If the total of lines 5 and 8 is more than line 7, enter amount owed	9		
10 Overpayment. If line 7 is more than the total of lines 5 and 8, enter the amount overpaid	10	4,172.	
11 Enter the amount of line 10 to be: Credited to 2016 estimated tax <input checked="" type="checkbox"/> Refunded <input type="checkbox"/>	11	0.	

**Part VII-A Statements Regarding Activities**

	Yes	No
1a During the tax year, did the foundation attempt to influence any national, state, or local legislation or did it participate or intervene in any political campaign?		X
1b Did it spend more than \$100 during the year (either directly or indirectly) for political purposes (see instructions for the definition)? If the answer is "Yes" to 1a or 1b, attach a detailed description of the activities and copies of any materials published or distributed by the foundation in connection with the activities		X
1c Did the foundation file Form 1120-POL for this year?		X
d Enter the amount (if any) of tax on political expenditures (section 4955) imposed during the year: (1) On the foundation. \$ 0. (2) On foundation managers. \$ 0.		
e Enter the reimbursement (if any) paid by the foundation during the year for political expenditure tax imposed on foundation managers. \$ 0.		
2 Has the foundation engaged in any activities that have not previously been reported to the IRS? If "Yes," attach a detailed description of the activities		X
3 Has the foundation made any changes, not previously reported to the IRS, in its governing instrument, articles of incorporation, or bylaws, or other similar instruments? If "Yes," attach a conformed copy of the changes		X
4a Did the foundation have unrelated business gross income of \$1,000 or more during the year?		X
b If "Yes," has it filed a tax return on Form 990-T for this year?		
5 Was there a liquidation, termination, dissolution, or substantial contraction during the year? If "Yes," attach the statement required by General Instruction T		X
6 Are the requirements of section 508(e) (relating to sections 4941 through 4945) satisfied either: • By language in the governing instrument, or • By state legislation that effectively amends the governing instrument so that no mandatory directions that conflict with the state law remain in the governing instrument?	X	
7 Did the foundation have at least \$5,000 in assets at any time during the year? If "Yes," complete Part II, col (c), and Part XV	X	
8a Enter the states to which the foundation reports or with which it is registered (see instructions) <u>AL</u>		
b If the answer is "Yes" to line 7, has the foundation furnished a copy of Form 990-PF to the Attorney General (or designate) of each state as required by General Instruction G? If "No," attach explanation	X	
9 Is the foundation claiming status as a private operating foundation within the meaning of section 4942(j)(3) or 4942(j)(5) for calendar year 2015 or the taxable year beginning in 2015 (see instructions for Part XIV)? If "Yes," complete Part XIV		X
10 Did any persons become substantial contributors during the tax year? If "Yes," attach a schedule listing their names and addresses		X

N/A



**Part VII-B** Statements Regarding Activities for Which Form 4720 May Be Required (continued)**5a** During the year did the foundation pay or incur any amount to

(1) Carry on propaganda, or otherwise attempt to influence legislation (section 4945(e))?

☐ Yes ☒ No

(2) Influence the outcome of any specific public election (see section 4955); or to carry on, directly or indirectly, any voter registration drive?

☐ Yes ☒ No

(3) Provide a grant to an individual for travel, study, or other similar purposes?

☐ Yes ☒ No

(4) Provide a grant to an organization other than a charitable, etc., organization described in section 4945(d)(4)(A)? (see instructions)

☐ Yes ☒ No

(5) Provide for any purpose other than religious, charitable, scientific, literary, or educational purposes, or for the prevention of cruelty to children or animals?

☐ Yes ☒ No**b** If any answer is "Yes" to 5a(1)-(5), did any of the transactions fail to qualify under the exceptions described in Regulations section 53.4945 or in a current notice regarding disaster assistance (see instructions)?

N/A

Organizations relying on a current notice regarding disaster assistance check here

☒**c** If the answer is "Yes" to question 5a(4), does the foundation claim exemption from the tax because it maintained expenditure responsibility for the grant?

N/A

☐ Yes ☐ No

If "Yes," attach the statement required by Regulations section 53.4945-5(d)

**6a** Did the foundation, during the year, receive any funds, directly or indirectly, to pay premiums on a personal benefit contract?☐ Yes ☒ No**b** Did the foundation, during the year, pay premiums, directly or indirectly, on a personal benefit contract?

If "Yes" to 6b, file Form 8870

**7a** At any time during the tax year, was the foundation a party to a prohibited tax shelter transaction?☐ Yes ☒ No**b** If "Yes," did the foundation receive any proceeds or have any net income attributable to the transaction?

N/A

**Part VIII** Information About Officers, Directors, Trustees, Foundation Managers, Highly Paid Employees, and Contractors**1** List all officers, directors, trustees, foundation managers and their compensation.

(a) Name and address	(b) Title, and average hours per week devoted to position	(c) Compensation (If not paid, enter -0-)	(d) Contributions to employee benefit plans and deferred compensation	(e) Expense account, other allowances
SEE STATEMENT 12		97,963.	0.	0.

**2** Compensation of five highest-paid employees (other than those included on line 1). If none, enter "NONE."

(a) Name and address of each employee paid more than \$50,000	(b) Title, and average hours per week devoted to position	(c) Compensation	(d) Contributions to employee benefit plans and deferred compensation	(e) Expense account, other allowances
NONE				

Total number of other employees paid over \$50,000

0

**Part VIII** Information About Officers, Directors, Trustees, Foundation Managers, Highly Paid Employees, and Contractors *(continued)***3** Five highest-paid independent contractors for professional services. If none, enter "NONE."

(a) Name and address of each person paid more than \$50,000	(b) Type of service	(c) Compensation
NONE		

Total number of others receiving over \$50,000 for professional services

0

**Part IX-A** Summary of Direct Charitable Activities

List the foundation's four largest direct charitable activities during the tax year. Include relevant statistical information such as the number of organizations and other beneficiaries served, conferences convened, research papers produced, etc.

	Expenses
1 N/A	
2	
3	
4	

**Part IX-B** Summary of Program-Related Investments

Describe the two largest program-related investments made by the foundation during the tax year on lines 1 and 2.

	Amount
1 N/A	
2	
All other program-related investments. See instructions.	
3	
Total. Add lines 1 through 3	0.

Form 990-PF (2015)



**Part X****Minimum Investment Return** (All domestic foundations must complete this part. Foreign foundations, see instructions.)

1	Fair market value of assets not used (or held for use) directly in carrying out charitable, etc., purposes:		
a	Average monthly fair market value of securities	1a	3,863,970.
b	Average of monthly cash balances	1b	111,645.
c	Fair market value of all other assets	1c	
d	<b>Total</b> (add lines 1a, b, and c)	1d	3,975,615.
e	Reduction claimed for blockage or other factors reported on lines 1a and 1c (attach detailed explanation)	1e	0.
2	Acquisition indebtedness applicable to line 1 assets	2	0.
3	Subtract line 2 from line 1d	3	3,975,615.
4	Cash deemed held for charitable activities. Enter 1 1/2% of line 3 (for greater amount, see instructions)	4	59,634.
5	<b>Net value of noncharitable-use assets.</b> Subtract line 4 from line 3. Enter here and on Part V, line 4	5	3,915,981.
6	<b>Minimum investment return.</b> Enter 5% of line 5	6	195,799.

**Part XI****Distributable Amount** (see instructions) (Section 4942(j)(3) and (j)(5) private operating foundations and certain foreign organizations check here ☐ and do not complete this part.)

1	Minimum investment return from Part X, line 6	1	195,799.
2a	Tax on investment income for 2015 from Part VI, line 5	2a	1,508.
b	Income tax for 2015. (This does not include the tax from Part VI)	2b	
c	Add lines 2a and 2b	2c	1,508.
3	Distributable amount before adjustments. Subtract line 2c from line 1	3	194,291.
4	Recoveries of amounts treated as qualifying distributions	4	0.
5	Add lines 3 and 4	5	194,291.
6	Deduction from distributable amount (see instructions)	6	0.
7	<b>Distributable amount</b> as adjusted. Subtract line 6 from line 5. Enter here and on Part XIII, line 1	7	194,291.

**Part XII****Qualifying Distributions** (see instructions)

1	Amounts paid (including administrative expenses) to accomplish charitable, etc., purposes:		
a	Expenses, contributions, gifts, etc. - total from Part I, column (d), line 26	1a	295,403.
b	Program-related investments - total from Part IX-B	1b	0.
2	Amounts paid to acquire assets used (or held for use) directly in carrying out charitable, etc., purposes	2	
3	Amounts set aside for specific charitable projects that satisfy the:		
a	Suitability test (prior IRS approval required)	3a	
b	Cash distribution test (attach the required schedule)	3b	
4	<b>Qualifying distributions.</b> Add lines 1a through 3b. Enter here and on Part V, line 8, and Part XIII, line 4	4	295,403.
5	Foundations that qualify under section 4940(e) for the reduced rate of tax on net investment income. Enter 1% of Part I, line 27b	5	1,508.
6	<b>Adjusted qualifying distributions.</b> Subtract line 5 from line 4	6	293,895.

**Note.** The amount on line 6 will be used in Part V, column (b), in subsequent years when calculating whether the foundation qualifies for the section 4940(e) reduction of tax in those years.

**Part XIII** Undistributed Income (see instructions)

	(a) Corpus	(b) Years prior to 2014	(c) 2014	(d) 2015
<b>1</b> Distributable amount for 2015 from Part XI, line 7				194,291.
<b>2</b> Undistributed income, if any, as of the end of 2015				
<b>a</b> Enter amount for 2014 only			0.	
<b>b</b> Total for prior years:		0.		
<b>3</b> Excess distributions carryover, if any, to 2015				
<b>a</b> From 2010	64,506.			
<b>b</b> From 2011	57,006.			
<b>c</b> From 2012	76,981.			
<b>d</b> From 2013	39,063.			
<b>e</b> From 2014	48,287.			
<b>f</b> Total of lines 3a through e	285,843.			
<b>4</b> Qualifying distributions for 2015 from Part XII, line 4 ▶ \$ 295,403.				
<b>a</b> Applied to 2014, but not more than line 2a			0.	
<b>b</b> Applied to undistributed income of prior years (Election required - see instructions)		0.		
<b>c</b> Treated as distributions out of corpus (Election required - see instructions)	0.			
<b>d</b> Applied to 2015 distributable amount				194,291.
<b>e</b> Remaining amount distributed out of corpus	101,112.			
<b>5</b> Excess distributions carryover applied to 2015 (If an amount appears in column (d) the same amount must be shown in column (e))	0.			0.
<b>6</b> Enter the net total of each column as indicated below:				
<b>a</b> Corpus Add lines 3f, 4c, and 4e Subtract line 5	386,955.			
<b>b</b> Prior years' undistributed income. Subtract line 4b from line 2b		0.		
<b>c</b> Enter the amount of prior years' undistributed income for which a notice of deficiency has been issued, or on which the section 4942(a) tax has been previously assessed		0.		
<b>d</b> Subtract line 6c from line 6b. Taxable amount - see instructions		0.		
<b>e</b> Undistributed income for 2014. Subtract line 4a from line 2a. Taxable amount - see instr.			0.	
<b>f</b> Undistributed income for 2015. Subtract lines 4d and 5 from line 1. This amount must be distributed in 2016				0.
<b>7</b> Amounts treated as distributions out of corpus to satisfy requirements imposed by section 170(b)(1)(F) or 4942(g)(3) (Election may be required - see instructions)	0.			
<b>8</b> Excess distributions carryover from 2010 not applied on line 5 or line 7	64,506.			
<b>9</b> Excess distributions carryover to 2016 Subtract lines 7 and 8 from line 6a	322,449.			
<b>10</b> Analysis of line 9				
<b>a</b> Excess from 2011	57,006.			
<b>b</b> Excess from 2012	76,981.			
<b>c</b> Excess from 2013	39,063.			
<b>d</b> Excess from 2014	48,287.			
<b>e</b> Excess from 2015	101,112.			

Form 990 (2015)	THE NEEDS AND CHARLEEN REAR FOUNDATION	
<b>Part XIV</b>	<b>Private Operating Foundations</b>	(see instructions and Part VII-A, question 9)

N/A

- 1 a** If the foundation has received a ruling or determination letter that it is a private operating foundation, and the ruling is effective for 2015, enter the date of the ruling

- b**
- Check box to indicate whether the foundation is a private operating foundation described in section
- ☐
- 4942(j)(3) or
- ☐
- 4942(j)(5)

**Part XV** Supplementary Information (continued)**3 Grants and Contributions Paid During the Year or Approved for Future Payment**

Recipient	If recipient is an individual, show any relationship to any foundation manager or substantial contributor	Foundation status of recipient	Purpose of grant or contribution	Amount
Name and address (home or business)				
a Paid during the year				
ALABAMA PUBLIC TELEVISION 2112 11TH AVE SOUTH BIRMINGHAM, AL 35205	NONE	PC	GENERAL	3,000.
AMERICAN CANCER SOCIETY 330 S. MAIN, STE. #100 WINFIELD, AL 35594	NONE	PC	GENERAL	5,000.
BACKPACKS AND BEYOND 233 BRANDY DR. WINFIELD, AL 35594	NONE	PC	GENERAL	3,000.
BIG OAK RANCH P.O. BOX 507 SPRINGVILLE, AL 35146	NONE	PC	GENERAL	15,000.
BRILLIANT COALFEST CITY HALL - P.O. BOX 407 BRILLIANT, AL 35548	NONE	PC	GENERAL	2,000.
Total SEE CONTINUATION SHEET(S) ▶ 3a				208,000.
b Approved for future payment				
AMERICAN CANCER SOCIETY 330 S. MAIN, STE. #100 WINFIELD, AL 35594	NONE	PC	GENERAL	3,000.
BIG OAK RANCH P.O. BOX 507 SPRINGVILLE, AL 35146	NONE	PC	GENERAL	15,000.
BRILLIANT COALFEST CITY HALL - P.O. BOX 407 BRILLIANT, AL 35548	NONE	PC	GENERAL	2,000.
Total SEE CONTINUATION SHEET(S) ▶ 3b				289,500.





**Part XV** Supplementary Information**3 Grants and Contributions Paid During the Year (Continuation)**

Recipient Name and address (home or business)	If recipient is an individual, show any relationship to any foundation manager or substantial contributor	Foundation status of recipient	Purpose of grant or contribution	Amount
BRILLIANT HIGH SCHOOL ODUE DICKINSON ROAD BRILLIANT, AL 35548	NONE	PC	GENERAL	4,000.
CAMP SMILE A MILE 1510 5TH AVENUE SOUTH BIRMINGHAM, AL 35233	NONE	PC	GENERAL	2,000.
CARBON HILL HIGH SCHOOL 217 BULLDOG BLVD CARBON HILL, AL 35549	NONE	PC	GENERAL	10,000.
CHILDREN'S HOSPITAL OF ALABAMA FOUNDATION 1600 7TH AVENUE SOUTH BIRMINGHAM, AL 35233	NONE	PC	GENERAL	5,000.
CITY OF WINFIELD FIRE DEPARTMENT P.O. BOX 1438 WINFIELD, AL 35594	NONE	PC	GENERAL	5,000.
CITY OF WINFIELD MAIN STREET MAIN STREET WINFIELD, AL 35594	NONE	PC	GENERAL	5,000.
CITY OF WINFIELD POLICE DEPARTMENT P.O. BOX 1438 WINFIELD, AL 35594	NONE	PC	GENERAL	5,000.
CITY OF WINFIELD STREET DEPARTMENT P.O. BOX 1438 WINFIELD, AL 35594	NONE	PC	GENERAL	5,000.
ELDRIDGE VOLUNTEER FIRE DEPARTMENT P.O. BOX 99 ELDRIDGE, AL 35554	NONE	PC	GENERAL	5,000.
FIRST UNITED METHODIST CHURCH 835 BANKHEAD HWY WINFIELD, AL 35594	NONE	PC	GENERAL	3,000.
Total from continuation sheets				180,000.

**Part XV** Supplementary Information**3 Grants and Contributions Paid During the Year (Continuation)**

Recipient Name and address (home or business)	If recipient is an individual, show any relationship to any foundation manager or substantial contributor	Foundation status of recipient	Purpose of grant or contribution	Amount
FRIENDS OF THE IVAN K HILL PARK P.O. BOX 188 WINFIELD, AL 35594	NONE	PC	GENERAL	4,000.
FRIENDS OF THE WINFIELD LIBRARY 185 ASHWOOD DRIVE WINFIELD, AL 35594	NONE	PC	GENERAL	5,000.
HABITAT FOR HUMANITY MARION COUNTY P.O. BOX 160 GUIN, AL 35563	NONE	PC	GENERAL	3,000.
HAND IN PAW 617 38TH STREET SOUTH BIRMINGHAM, AL 35222	NONE	PC	GENERAL	3,000.
HOLY SPIRIT CATHOLIC CHURCH 2710 US-43 WINFIELD, AL 35594	NONE	PC	GENERAL	15,000.
HOSPICE OF NORTHWEST ALABAMA 1315 US-43 WINFIELD, AL 35594	NONE	PC	GENERAL	3,000.
HUBBERTVILLE HIGH SCHOOL 7360 CO RD 49 FAYETTE, AL 35555	NONE	PC	GENERAL	10,000.
HUBBERTVILLE HIGH SCHOOL 7360 CO RD 49 FAYETTE, AL 35555	NONE	PC	SCHOLARSHIPS	5,000.
NATIONAL MULTIPLE SCLEROSIS SOCIETY 813 SHADES CREEK PKWY, STE 100B BIRMINGHAM, AL 35209	NONE	PC	GENERAL	5,000.
STUDIO BY THE TRACKS 301 20TH STREET SOUTH IRONDALE, AL 35210	NONE	PC	GENERAL	2,000.
Total from continuation sheets				



**Part XV** Supplementary Information**3 Grants and Contributions Paid During the Year (Continuation)**

Recipient Name and address (home or business)	If recipient is an individual, show any relationship to any foundation manager or substantial contributor	Foundation status of recipient	Purpose of grant or contribution	Amount
THE WAY BIBLE CHURCH 7270 RILEY RD WARRENTON, VA 20187	NONE	PC	GENERAL	3,000.
TWIN VOLUNTEER FIRE DEPARTMENT 275 COUNTY HIGHWAY 83 GUIN, AL 35563	NONE	PC	GENERAL	5,000.
WINFIELD CHAMBER OF COMMERCE MULE DAY 1111 BANKHEAD HIGHWAY WINFIELD, AL 35594	NONE	PC	GENERAL	2,000.
WINFIELD CITY SCHOOLS FOUNDATION 481 APPLE AVENUE WINFIELD, AL 35594	NONE	PC	SCHOLARSHIPS	10,000.
WINFIELD CITY SCHOOLS P.O. BOX 70 WINFIELD, AL 35594	NONE	PC	GENERAL	30,000.
WINFIELD COMMUNITY CHRISTMAS PROJECT, INC. 236 BANKHEAD HIGHWAY WINFIELD, AL 35594	NONE	DOMESTIC NON-PROFIT CORPORATIO	PROVIDE CLOTHING/TOYS/FOOD, ETC. TO CHILDREN IN NEED	1,000.
WINFIELD PASTIME THEATRE 1052 US HIGHWAY 43 P.O. BOX 1557 WINFIELD, AL 35594	NONE	PC	GENERAL	25,000.
Total from continuation sheets				

**Part XV** Supplementary Information**3 Grants and Contributions Approved for Future Payment (Continuation)**

Recipient Name and address (home or business)	If recipient is an individual, show any relationship to any foundation manager or substantial contributor	Foundation status of recipient	Purpose of grant or contribution	Amount
CAMP SMILE A MILE 1510 5TH AVENUE SOUTH BIRMINGHAM, AL 35233	NONE	PC	GENERAL	3,000.
CARBON HILL HIGH SCHOOL 217 BULLDOG BLVD CARBON HILL, AL 35549	NONE	PC	GENERAL	10,000.
CHRISTIAN CENTER OF CONCERN 197 AL-253 WINFIELD, AL 35594	NONE	PC	GENERAL	5,000.
CITY OF BRILLIANT 2642 CO RD 92 BRILLIANT, AL 35548	NONE	PC	GENERAL	2,500.
CITY OF WINFIELD MAIN STREET MAIN STREET WINFIELD, AL 35594	NONE	PC	GENERAL	70,000.
CITY OF WINFIELD P.O. BOX 1438 WINFIELD, AL 35594	NONE	PC	UTILITY POLE REMOVAL	75,000.
FRIENDS OF THE IVAN K HILL PARK P.O. BOX 188 WINFIELD, AL 35594	NONE	PC	GENERAL	5,000.
HABITAT FOR HUMANITY MARION COUNTY P.O. BOX 160 GUIN, AL 35563	NONE	PC	GENERAL	3,000.
HOLY SPIRIT CATHOLIC CHURCH 2710 US-43 WINFIELD, AL 35594	NONE	PC	GENERAL	15,000.
HUBBERTVILLE HIGH SCHOOL 7360 CO RD 49 FAYETTE, AL 35555	NONE	PC	SCHOLARSHIPS	5,000.
<b>Total from continuation sheets</b>				<b>269,500.</b>

**Part XV** Supplementary Information**3 Grants and Contributions Approved for Future Payment (Continuation)**

Recipient Name and address (home or business)	If recipient is an individual, show any relationship to any foundation manager or substantial contributor	Foundation status of recipient	Purpose of grant or contribution	Amount
HUBBERTVILLE HIGH SCHOOL 7360 CO RD 49 FAYETTE, AL 35555	NONE	PC	GENERAL	10,000.
NATIONAL MULTIPLE SCLEROSIS SOCIETY 813 SHADES CREEK PKWY, STE 100B BIRMINGHAM, AL 35209	NONE	PC	GENERAL	5,000.
THE WAY BIBLE CHURCH 7270 RILEY RD WARRENTON, VA 20187	NONE	PC	GENERAL	3,000.
WINFIELD CHAMBER OF COMMERCE MULE DAY 1111 BANKHEAD HIGHWAY WINFIELD, AL 35594	NONE	PC	GENERAL	3,000.
WINFIELD CITY SCHOOLS FOUNDATION 481 APPLE AVENUE WINFIELD, AL 35594	NONE	PC	SCHOLARSHIPS	10,000.
WINFIELD CITY SCHOOLS P.O. BOX 70 WINFIELD, AL 35594	NONE	PC	GENERAL	20,000.
WINFIELD PASTIME THEATRE 1052 US HIGHWAY 43 P.O. BOX 1557 WINFIELD, AL 35594	NONE	PC	GENERAL	25,000.
Total from continuation sheets				

## FORM 990-PF INTEREST ON SAVINGS AND TEMPORARY CASH INVESTMENTS STATEMENT 1

SOURCE	(A) REVENUE PER BOOKS	(B) NET INVESTMENT INCOME	(C) ADJUSTED NET INCOME
REGIONS BANK	4.	4.	
REGIONS MORGAN KEEGAN TRUST	12.	12.	
TOTAL TO PART I, LINE 3	16.	16.	

## FORM 990-PF DIVIDENDS AND INTEREST FROM SECURITIES STATEMENT 2

SOURCE	GROSS AMOUNT	CAPITAL GAINS DIVIDENDS	(A) REVENUE PER BOOKS	(B) NET INVEST- MENT INCOME	(C) ADJUSTED NET INCOME
REGIONS MORGAN KEEGAN TRUST	143,461.	54,539.	88,922.	88,922.	
TO PART I, LINE 4	143,461.	54,539.	88,922.	88,922.	

## FORM 990-PF OTHER INCOME STATEMENT 3

DESCRIPTION	(A) REVENUE PER BOOKS	(B) NET INVEST- MENT INCOME	(C) ADJUSTED NET INCOME
SECURITY LITIGATION SETTLEMENTS	52.	52.	
TOTAL TO FORM 990-PF, PART I, LINE 11	52.	52.	

## FORM 990-PF ACCOUNTING FEES STATEMENT 4

DESCRIPTION	(A) EXPENSES PER BOOKS	(B) NET INVEST- MENT INCOME	(C) ADJUSTED NET INCOME	(D) CHARITABLE PURPOSES
ACCOUNTING FEES	2,600.	1,950.		650.
TO FORM 990-PF, PG 1, LN 16B	2,600.	1,950.		650.

FORM 990-PF	OTHER PROFESSIONAL FEES		STATEMENT 5	
DESCRIPTION	(A) EXPENSES PER BOOKS	(B) NET INVEST- MENT INCOME	(C) ADJUSTED NET INCOME	(D) CHARITABLE PURPOSES
FEES TO REGIONS BANK	29,071.	29,071.		0.
TO FORM 990-PF, PG 1, LN 16C	29,071.	29,071.		0.

FORM 990-PF	TAXES		STATEMENT 6	
DESCRIPTION	(A) EXPENSES PER BOOKS	(B) NET INVEST- MENT INCOME	(C) ADJUSTED NET INCOME	(D) CHARITABLE PURPOSES
PAYROLL TAXES (EMPLOYER PORTION OF FICA)	7,389.	1,847.		5,542.
FOREIGN TAXES WITHHELD	784.	784.		0.
EXCISE TAX-2014 FORM 990-PF	2,556.	0.		0.
EXCISE TAX-2015 ESTIMATE	5,680.	0.		0.
TO FORM 990-PF, PG 1, LN 18	16,409.	2,631.		5,542.

FORM 990-PF	OTHER EXPENSES		STATEMENT 7	
DESCRIPTION	(A) EXPENSES PER BOOKS	(B) NET INVEST- MENT INCOME	(C) ADJUSTED NET INCOME	(D) CHARITABLE PURPOSES
COUNCIL ON FOUNDATIONS MEMBERSHIP	500.	0.		500.
WINFIELD CHAMBER OF COMMERCE	75.	0.		75.
SUPPLIES	427.	107.		320.
POSTAGE	60.	15.		45.
TELEPHONE	1,779.	445.		1,334.
INSURANCE	952.	238.		714.
JANITORIAL SERVICES	335.	84.		251.
TO FORM 990-PF, PG 1, LN 23	4,128.	889.		3,239.

---



---

FORM 990-PF	U.S. AND STATE/CITY GOVERNMENT OBLIGATIONS	STATEMENT 8
-------------	--	-------------

---

DESCRIPTION	U.S. GOV'T	OTHER GOV'T	BOOK VALUE	FAIR MARKET VALUE
MISCELLANEOUS AGENCIES - STMT 13	X		119,924.	112,962.
U.S. GOVERNMENT AGENCIES - STMT 13	X		168,204.	173,498.
TREASURIES - STMT 13	X		272,005.	279,789.
TOTAL U.S. GOVERNMENT OBLIGATIONS			560,133.	566,249.
TOTAL STATE AND MUNICIPAL GOVERNMENT OBLIGATIONS				
TOTAL TO FORM 990-PF, PART II, LINE 10A			560,133.	566,249.

---



---

FORM 990-PF	CORPORATE STOCK	STATEMENT 9
-------------	-----------------	-------------

---

DESCRIPTION	BOOK VALUE	FAIR MARKET VALUE
COMMON STOCK - STMT 13	1,077,903.	1,416,099.
EQUITY MUTUAL FUNDS - STMT 13	347,065.	498,130.
INTL EQUITY FUNDS - STMT 13	406,031.	484,281.
TOTAL TO FORM 990-PF, PART II, LINE 10B	1,830,999.	2,398,510.

---



---

FORM 990-PF	CORPORATE BONDS	STATEMENT 10
-------------	-----------------	--------------

---

DESCRIPTION	BOOK VALUE	FAIR MARKET VALUE
CORPORATE BONDS - STMT 13	553,075.	561,377.
TOTAL TO FORM 990-PF, PART II, LINE 10C	553,075.	561,377.

---



---

FORM 990-PF	DEPRECIATION OF ASSETS NOT HELD FOR INVESTMENT	STATEMENT 11
-------------	--	--------------

---

DESCRIPTION	COST OR OTHER BASIS	ACCUMULATED DEPRECIATION	BOOK VALUE
COPIER	3,200.	3,200.	0.
COMPUTER	503.	102.	401.
TOTAL TO FM 990-PF, PART II, LN 14	3,703.	3,302.	401.

FORM 990-PF


PART VIII - LIST OF OFFICERS, DIRECTORS  
TRUSTEES AND FOUNDATION MANAGERS

STATEMENT 12

NAME AND ADDRESS	TITLE AND AVRG HRS/WK	COMPEN- SATION	EMPLOYEE BEN PLAN CONTRIB	EXPENSE ACCOUNT
MARY FRANK HYCHE P.O. BOX 236 WINFIELD, AL 35594	PRESIDENT/CEO 40.00	97,963.	0.	0.
C. E. BRYANT, JR. 180 BRANDY DR. WINFIELD, AL 35594	CHAIRMAN/SECRETARY 6.00	0.	0.	0.
GREG CHAFFIN P.O. BOX 825 WINFIELD, AL 35594	TRUSTEE 0.10	0.	0.	0.
BRIAN HENLEY 5741 YEWING WAY GAINSVILLE, VA 20155	TRUSTEE 0.10	0.	0.	0.
KEVIN L. BRADFORD P.O. BOX 446 WINFIELD, AL 35594	TRUSTEE 0.14	0.	0.	0.
JOHN S. HENLEY, III 5086 LAKE CREST CIRCLE BIRMINGHAM, AL 35226	TRUSTEE 0.05	0.	0.	0.
TOTALS INCLUDED ON 990-PF, PAGE 6, PART VIII		97,963.	0.	0.

ACCOUNT NUMBER **1055000717**

STATEMENT PERIOD DECEMBER 01, 2015 THROUGH DECEMBER 31, 2015

**DETAIL LISTING OF PRINCIPAL ASSETS ( CONTINUED )**
**EQUITY DIVERSIFICATION SUMMARY**


SECURITY SUBCLASS	MARKET VALUE	PERCENT
COMMON STOCK	1,416,099.23	59.0%
EQUITY MUTUAL FUNDS	498,130.00	20.8%
INTERNATIONAL	484,280.50	20.2%
<b>Total</b>	<b>2,398,509.73</b>	<b>100.0%</b>

DESCRIPTION	TICKER	SHARES	MARKET VALUE	TAX COST	EST ANNUAL INCOME/ ACCRUED INC	CURRENT YIELD
<b>EQUITIES</b>						
<b>COMMON STOCK</b>						
00206R102 AT&T INC	T	925.000	31,829.25	31,944.69	1,776.00	5.58
00267Y109 ABBVIE INC	ABBV	475.000	28,139.00	31,036.45	1,083.00	3.85
02079K107 ALPHABET INC CA-CL C	GOOG	15.000	11,383.20	4,519.56		
02079K305 ALPHABET INC CA-CL A	GOOGL	15.000	11,670.15	4,543.35		
025816109 AMERICAN EXPRESS CO	AXP	375.000	26,081.25	15,667.50	435.00	1.67
026874784 AMERICAN INTL GROUP INC	AIG	350.000	21,689.50	19,186.96	392.00	1.81
037833100 APPLE INC	AAPL	375.000	39,472.50	25,758.26	780.00	1.98
052769106 AUTO DESK INC	ADSK	300.000	18,279.00	10,832.79		
09247X101 BLACKROCK INC	BLK	55.000	18,728.60	10,858.37	479.60	2.56



# ACCOUNT STATEMENT

PAGE 4

ACCOUNT NUMBER 1055000717

STATEMENT PERIOD DECEMBER 01, 2015 THROUGH DECEMBER 31, 2015

## DETAIL LISTING OF PRINCIPAL ASSETS ( CONTINUED )

DESCRIPTION	TICKER	SHARES	MARKET VALUE	TAX COST	EST ANNUAL INCOME/ ACCRUED INC	CURRENT YIELD
<b>COMMON STOCK</b>						
110122108 BRISTOL MYERS SQUIBB CO	BMJ	270 000	18,573 30	16,531 32	410 40 102 60	2 21
126650100 CVS HEALTH CORPORATION	CVS	375 000	36 663 75	13 515 00	637 50	1 74
151020104 CELGENE CORP	CELG	275 000	32,934 00	22 448 34		
17275R102 CISCO SYSTEMS INC	CSCO	650 000	17,650 75	12 667 00	546 00	3 09
172967424 CITIGROUP INC	C	700 000	36,225 00	34,404 23	140 00	0 39
177376100 CITRIX SYSTEM INC	CTXS	480 000	36,312 00	30 973 75		
192446102 COGNIZANT TECHNOLOGY SOLUTIONS CL A	CTSH	335 000	20 106 70	14 970 21		
254687106 WALT DISNEY CO	DIS	300 000	31 524 00	16 120 05	426 00 213 00	1 35
268648102 E M C CORP MASS	EMC	600 000	15 408 00	6 684 00	276 00 69 00	1 79
278865100 ECOLAB INC	ECL	250 000	28 595 00	27 106 66	350 00 87 50	1 22
30231G102 EXXON MOBIL CORP	XOM	350 000	27,282 50	29,087 48	1 022 00	3 75
30303M102 FACEBOOK INC - A	FB	150 000	15 699 00	14 434 49		
31428X106 FEDEX CORP	FDX	100 000	14,899 00	17,111 99	100 00 25 00	0 67
345370860 FORD MOTOR COMPANY COM PAR \$0 01	F	1,000 000	14 090 00	13 662 91	600 00	4 26
369604103 GENERAL ELECTRIC CO	GE	650 000	20,247 50	11 792 62	598 00 149 50	2 95

ACCOUNT NUMBER 1055000717

STATEMENT PERIOD DECEMBER 01, 2015 THROUGH DECEMBER 31, 2015

**DETAIL LISTING OF PRINCIPAL ASSETS ( CONTINUED )**

DESCRIPTION	TICKER	SHARES	MARKET VALUE	TAX COST	EST ANNUAL INCOME/ ACCRUED INC	CURRENT YIELD
<b>COMMON STOCK</b>						
375558103 GILEAD SCIENCES INC	GILD	165 000	16 696 35	12 449 78	283 80	1 70
427866108 THE HERSHEY COMPANY	HSY	325 000	29 012 75	30,578 73	757 90	2 61
436106108 HOLLYFRONTIER CORPORATION	HFC	575 000	22,936 75	28,909 28	759 00	3 31
438516106 HONEYWELL INTERNATIONAL INC	HON	375 000	38 838 75	28 768 78	892 50	2 30
458140100 INTEL CORP	INTC	1,000 000	34,450 00	21,382 17	960 00	2 79
461202103 INTUIT INC	INTU	200 000	19,300 00	12,670 08	240 00	1 24
46625H100 J P MORGAN CHASE & CO	JPM	600 000	39 618 00	22 928 00	1,056 00	2 67
478150104 JOHNSON & JOHNSON	JNJ	335 000	34 411 20	21 735 05	1,005 00	2 92
58155Q103 MCKESSON CORP	MCK	150 000	29,584 50	15 976 46	168 00 42 00	0 37
582839106 MEAD JOHNSON NUTRITION COMPANY	MJN	160 000	12,632 00	16,086 38	264 00 66 00	2 09
58933Y105 MERCK & CO INC NEW	MRK	575 000	30,371 50	20,418 25	1,058 00 264 50	3 48
65339F101 NEXTERA ENERGY, INC	NEE	300 000	31 167 00	16,357 92	924 00	2 96
654106103 NIKE INC CL B	NKE	500 000	31,250 00	23,680 30	320 00 80 00	1 02
655664100 NORDSTROM INC	JWN	425 000	21 169 25	33,021 13	629 00	2 97
68389X105 ORACLE CORPORATION	ORCL	850 000	31 050 50	17 673 48	510 00	1 64

# ACCOUNT STATEMENT

PAGE 6

ACCOUNT NUMBER 1055000717

STATEMENT PERIOD DECEMBER 01, 2015 THROUGH DECEMBER 31, 2015

## DETAIL LISTING OF PRINCIPAL ASSETS ( CONTINUED )

DESCRIPTION	TICKER	SHARES	MARKET VALUE	TAX COST	EST ANNUAL INCOME/ ACCRUED INC	CURRENT YIELD
<b>COMMON STOCK</b>						
713448108 PEPSICO INC	PEP	350 000	34,972 00	15 336 50	983 50 245 88	2 81
717081103 PFIZER INC	PFE	900 000	29,052 00	30 644 91	1,080 00	3 72
718546104 PHILLIPS 66	PSX	175 000	14 315 00	10,489 85	392 00	2 74
744320102 PRUDENTIAL FINANCIAL INC	PRU	200 000	16,282 00	14,592 10	560 00	3 44
747525103 QUALCOMM INC	QCOM	425 000	21,243 63	14,620 68	816 00	3 84
758766109 REGAL ENTMT GROUP CL A	RGC	1 500 000	28 305 00	31 705 20	1,320 00	4 66
805857108 SCHLUMBERGER LTD	SLB	600 000	41 850 00	40 757 48	1,200 00 300 00	2 87
855244109 STARBUCKS CORP	SBUX	265 000	15,907 95	9,373 95	212 00	1 33
863667101 STRYKER CORP	SYK	200 000	18 588 00	8 642 00	304 00 76 00	1 64
883556102 THERMO FISHER SCIENTIFIC, INC	TMO	135 000	19 149 75	6 888 34	81 00 20 25	0 42
88579Y101 3M CO	MMM	215 000	32,387 60	12,894 12	881 50	2 72
907818108 UNION PAC CORP	UNP	275 000	21 505 00	26,209 96	605 00	2 81
913017109 UNITED TECHNOLOGIES CORP	UTX	285 000	27,379 95	21 700 28	729 60	2 66
92343V104 VERIZON COMMUNICATIONS	VZ	665 000	30,736 30	26 644 08	1,502 90	4 89
94106L109 WASTE MANAGEMENT INC	WM	315 000	16,811 55	16,584 43	485 10	2 89

ACCOUNT NUMBER **1055000717**

STATEMENT PERIOD DECEMBER 01, 2015 THROUGH DECEMBER 31, 2015

**DETAIL LISTING OF PRINCIPAL ASSETS ( CONTINUED )**

DESCRIPTION	TICKER	SHARES	MARKET VALUE	TAX COST	EST ANNUAL INCOME/ ACCRUED INC	CURRENT YIELD
<b>COMMON STOCK</b>						
949746101 WELLS FARGO & CO	WFC	950 000	51,642 00	32,323 43	1,425 00	2 76
<b>TOTAL COMMON STOCK</b>		<b>SUB- TOTAL</b>	<b>1,416,099.23</b>	<b>1,077,903 08</b>	<b>32,456 30 1,741.23</b>	<b>2.29</b>
<b>EQUITY MUTUAL FUNDS</b>						
04314H709 ARTISAN MID CAP VALUE FD INV SHS	ARTOX	3 300 000	61 875 00	58,377 00	310 20 25 85	0 50
46141P156 OAK RIDGE SMALL CAP GROWTH FUND CL I	ORIYX	2,500 000	87 575 00	52,522 72		
68381F409 OPPENHEIMER MAIN STREET MID-CAP FD CL Y	OPMYX	6,750 000	173,880 00	100 558 49	1 215 00	0 70
72387W762 PIONEER SELECT MID CAP GROWTH FD CL Y #760	GROYX	4 750 000	174 800 00	125,607 11		
<b>TOTAL EQUITY MUTUAL FUNDS</b>		<b>SUB- TOTAL</b>	<b>498,130 00</b>	<b>347,065 32</b>	<b>1,525 20 25 85</b>	<b>0 31</b>
<b>INTERNATIONAL</b>						
29875E100 AMERICAN EUROPACIFIC GRTH-F2	AEPFX	4,750 000	214 937 50	140,718 46	4,389 00 365 75	2 04
552983470 MFS RESH INTL FD CL I	MRSIX	13,000 000	210,470 00	208,870 21	3,978 00	1 89
G491BT108 INVESCO LTD	IVZ	850 000	28 458 00	27 781 42	918 00	3 23
N53745100 LYONDELLBASELL INDUSTRIES - CL A SEDOL #B3SPXZ31ISIN #NL0009434992	LYB	350 000	30,415 00	28,660 73	1 092 00	3 59
<b>TOTAL INTERNATIONAL</b>		<b>SUB- TOTAL</b>	<b>484,280.50</b>	<b>406,030 82</b>	<b>10,377 00 365.75</b>	<b>2 14</b>
<b>TOTAL EQUITIES</b>			<b>2,398,509 73</b>	<b>1,830,999 22</b>	<b>44,358 50 2,132.83</b>	<b>1.85</b>

# ACCOUNT STATEMENT

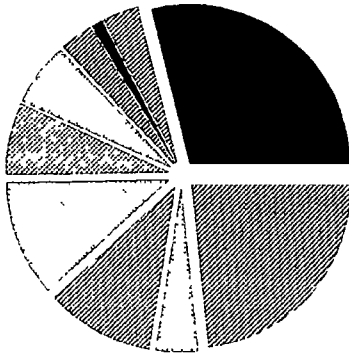
PAGE 8

ACCOUNT NUMBER 1055000717

STATEMENT PERIOD DECEMBER 01, 2015 THROUGH DECEMBER 31, 2015


## DETAIL LISTING OF PRINCIPAL ASSETS ( CONTINUED )

### BOND QUALITY SUMMARY



MOODY'S QUALITY RATING	MARKET VALUE	PERCENT
Aaa	326,889.53	29.0%
Aa1	41,094.16	3.6%
Aa2	11,285.28	1.0%
Aa3	36,578.16	3.2%
A1	70,755.46	6.3%
A2	81,160.23	7.2%
A3	128,893.61	11.4%
Baa1	122,045.41	10.8%
Baa2	46,402.05	4.1%
All Others-Combined	262,521.75	23.4%
<b>Total</b>	<b>1,127,625.64</b>	<b>100.0%</b>

### BOND MATURITY SUMMARY



YEARS TO MATURITY	PAR VALUE	PERCENT
LESS THAN 5 YEARS	633,676.60	57.6%
5-10 YEARS	147,365.98	13.4%
10-20 YEARS	90,130.78	8.2%
20-30 YEARS	228,041.90	20.8%
<b>Total</b>	<b>1,099,215.26</b>	<b>100.0%</b>

AVERAGE TIME TO MATURITY: 10.9 YEARS

CURRENT YIELD: 3.54%

DESCRIPTION	RATING	PAR VALUE	MARKET VALUE	TAX COST	EST ANNUAL INCOME/ ACCRUED INC	YIELD CURRENT/ MATURITY
<b>FIXED CORPORATES</b>						
00206RAM4 AT&T INC DTD 05/13/08 5.6% 05/15/2018	Baa1	11,000,000	11,931.92	11,002.16	616.00 78.71	5.16 1.93
00206RCP5 AT&T INC CALLABLE DTD 05/04/2015 4.5% 05/15/2035-2034	Baa1	12,000,000	11,098.32	11,736.24	540.00 69.00	4.87 5.12
0258MODX4 AMERICAN EXPRESS CREDIT CORP CALLABLE DTD 09/14/2015 2.6% 09/14/2020-2020	A2	12,000,000	12,027.72	11,990.34	312.00 92.73	2.59 2.55

01/01/2016 #36

STATEMENT 13, PAGE 6

0504166-0226507

ACCOUNT NUMBER 1055000717

STATEMENT PERIOD DECEMBER 01, 2015 THROUGH DECEMBER 31, 2015

**DETAIL LISTING OF PRINCIPAL ASSETS ( CONTINUED )**

DESCRIPTION	RATING	PAR VALUE	MARKET VALUE	TAX COST	EST ANNUAL INCOME/ ACCRUED INC	YIELD CURRENT/ MATURITY
<b>CORPORATES</b>						
03523TBA5 ANHEUSER-BUSCH INBEV WOR DTD 01/27/2011 2.875% 02/15/2016	A2	12,000,000	12,022.92	12,066.60	345.00 130.33	2.87 1.30
037833AJ9 APPLE INC DTD 05/03/2013 1% 05/03/2016	Aa1	12,000,000	11,902.56	11,983.58	120.00 19.33	1.01 1.35
046353AH1 ASTRAZENECA PLC DTD 11/16/2015 1.75% 11/16/2018	A3	11,000,000	10,969.09	11,000.00	192.50 24.06	1.75 1.85
07330NAH8 BRANCH BANKING & TRUST CALLABLE DTD 03/04/2014 1% 04/03/2017-2017	A1	12,000,000	11,935.32	11,964.94	120.00 29.33	1.01 1.43
12673PAC9 CA INC DTD 11/13/09 5.375% 12/01/2019	Baa2	11,000,000	11,870.21	11,217.27	591.25 49.27	4.98 3.21
149123BQ3 CAT ER PILLAR INC DTD 12/05/08 7.9% 12/15/2018	A2	9,000,000	10,530.27	8,984.68	711.00 31.60	6.75 1.95
166764BC3 CHEVRON CORP DTD 11/17/2015 1.344% 11/09/2017	Aa1	17,000,000	16,961.92	17,001.64	228.48 27.93	1.35 1.47
17275RAC6 CISCO SYSTEMS INC CALLABLE 5.5% 02/22/2016	A1	11,000,000	11,070.18	12,619.93	605.00 216.79	5.47 0.97
172967KB6 CITIGROUP INC DTD 10/26/2015 2.65% 10/26/2020	Baa1	18,000,000	17,854.56	17,981.57	477.00 86.13	2.67 2.83
20030NAZ4 COMCAST CORP DTD 06/18/09 5.7% 07/01/2019	A3	10,000,000	11,212.10	10,110.70	570.00 285.00	5.08 2.09
24422ESS9 JOHN DEERE CAPITAL CORP SERIES MTN DTD 09/15/2014 2.3% 09/16/2019	A2	12,000,000	12,045.60	11,998.05	276.00 80.50	2.29 2.19
25152RYD9 DEUTSCHE BANK AG LONDON DTD 02/13/2015 1.875% 02/13/2018	A3	12,000,000	11,898.00	12,005.75	225.00 86.25	1.89 2.29
26441CAG0 DUKE ENERGY CORPORATION DTD 11/17/2011 2.15% 11/15/2016	A3	12,000,000	12,072.00	12,004.50	258.00 32.97	2.14 1.45
345397WR0 FORD MOTOR CREDIT DTD 06/06/2014 1.724% 12/06/2017	Baa3	12,000,000	11,815.20	12,015.47	206.88 14.37	1.75 2.55
369622SM8 GENERAL ELECTRIC CAPITAL CORP DTD 02/11/11 5.3% 02/11/2021	A2	10,000,000	11,276.20	10,074.82	530.00 206.11	4.70 2.62

# ACCOUNT STATEMENT

PAGE 10

ACCOUNT NUMBER 1055000717

STATEMENT PERIOD DECEMBER 01, 2015 THROUGH DECEMBER 31, 2015

## DETAIL LISTING OF PRINCIPAL ASSETS ( CONTINUED )

DESCRIPTION	RATING	PAR VALUE	MARKET VALUE	TAX COST	EST ANNUAL INCOME/ ACCRUED INC	YIELD CURRENT/ MATURITY
<b>CORPORATES</b>						
375558BF9 GILEAD SCIENCES INC CALLABLE DTD 09/14/2015 3 65% 03/01/2026-2025	A3	11,000 000	11,093 28	10,976 07	401 50 119 33	3 62 3 55
38141EA25 GOLDMAN SACHS GROUP INC DTD 2/5/09 7 5% 02/15/2019	A3	10,000 000	11,442 60	10,980 20	750 00 283 33	6 55 2 65
42809HAB3 HESS CORPORATION DTD 2/3/09 8 125% 02/15/2019	Baa2	10,000 000	11 333 80	11,920 78	812 50 306 94	7 17 3 57
458140AJ9 INTEL CORP DTD 09/19/2011 3 3% 10/01/2021	A1	12 000 000	12 429 84	11,954 25	396 00 99 00	3 19 2 62
459200GX3 INTERNATIONAL BUSINESS MACHINES DTD 07/22/2011 1 95% 07/22/2016	Aa3	24,000 000	24 143 52	24,852 24	468 00 206 70	1 94 0 87
46625HHL7 J P MORGAN CHASE & CO DTD 04/23/09 6 3% 04/23/2019	A3	11,000 000	12,334 30	10,909 57	693 00 130 90	5 62 2 46
50075NBB9 KRAFT FOOD INC DTD 02/08/2010 4 125% 02/09/2016	Baa1	12,000 000	12,030 96	12,024 33	495 00 195 25	4 11 1 65
539830BD0 LOCKHEED MARTIN CORP CALLABLE DTD 02/20/2015 3 8% 03/01/2045-2044	Baa1	12 000 000	10,636 44	11 901 62	456 00 152 00	4 29 4 50
565849AL0 MARATHON OIL CORP CALLABLE DTD 06/10/2015 3 85% 06/01/2025-2025	Baa1	13,000 000	10,463 05	11 885 86	500 50 41 71	4 78 6 67
59016YN64 MERRILL LYNCH & CO INC SERIES MTN DTD 04/25/08 6 875% 04/25/2018	Baa1	11,000 000	12 135 86	10,959 96	756 25 138 65	6 23 2 27
59022CAJ2 BANK OF AMERICA CORP 6 11% 01/29/2037	Baa3	10 000 000	11 347 00	9 394 00	611 00 257 98	5 38 5 06
60871RAD2 MOLSON COORS BREWING CO DTD 05/03/2012 5% 05/01/2042	Baa2	12,000 000	11 556 00	12,137 61	600 00 100 00	5 19 5 26
61747YCJ2 MORGAN STANLEY SERIES MTN DTD 9/23/09 5 625% 09/23/2019	A3	11,000 000	12 139 60	11,036 85	618 75 168 44	5 10 2 68
61781JVL0 MORGAN STANLEY DTD 10/23/2014 3 7% 10/23/2024	A3	12 000 000	12,057 72	12 030 43	444 00 83 87	3 68 3 64
68389XAC9 ORACLE CORPORATION DTD 04/09/08 5 75% 04/15/2018	A1	11 000 000	12,002 43	10,994 83	632 50 133 53	5 27 1 67

01/01/2016 #36

STATEMENT 13, PAGE 8

0504166-0226508

ACCOUNT NUMBER 1055000717

STATEMENT PERIOD: DECEMBER 01, 2015 THROUGH DECEMBER 31, 2015

**DETAIL LISTING OF PRINCIPAL ASSETS ( CONTINUED )**

DESCRIPTION	RATING	PAR VALUE	MARKET VALUE	TAX COST	EST ANNUAL INCOME/ ACCRUED INC	YIELD CURRENT/ MATURITY
<b>CORPORATES</b>						
713448DB1 PEPSICO INC SERIES 1 DTD 10/14/2015 1% 10/13/2017	A1	11,000 000	10,942 69	10 985 57	110 00 23 53	1 01 1 30
717081DB6 PFIZER INC DTD 3/24/09 6 2% 03/15/2019	A1	11,000 000	12,375 00	12,349 92	682 00 200 81	5 51 2 14
74432QBP9 PRUDENTIAL FINANCIAL DTD 11/18/2010 4 5% 11/15/2020	Baa1	11,000 000	11 805 20	10,925 63	495 00 63 25	4 19 2 88
867914BE2 SUNTRUST BKS INC DTD 11/01/2011 3 5% 01/20/2017	Baa1	12 000 000	12 207 12	11 992 57	420 00 187 83	3 44 1 84
87612EAP1 TARGET CORP CALLABLE 5 375% 05/01/2017	A2	11,000 000	11,612 81	10,630 45	591 25 98 54	5 09 1 15
89114QAM0 TORONTO DOMINION BANK SERIES MTN DTD 09/10/2013 2 625% 09/10/2018	Aa1	12 000 000	12 229 68	12 287 62	315 00 97 13	2 58 1 89
89233P5F9 TOYOTA MOTOR CREDIT CORP SERIES MTN DTD 09/15/2011 3 4% 09/15/2021	Aa3	12,000 000	12,434 64	11,969 75	408 00 120 13	3 28 2 71
91324PCK6 UNITED HEALTH GROUP INC DTD 07/23/2015 1 45% 07/17/2017	A3	12,000 000	12 000 36	12,014 29	174 00 76 37	1 45 1 45
92543VAW4 VERIZON COMMUNICATIONS DTD 03/28/2011 6% 04/01/2041	Baa1	11 000 000	11,881 98	10 933 98	660 00 165 00	5 55 5 41
929903DT6 WACHOVIA CORP DTD 06/08/07 5 15% 06/15/2017	A2	11,000 000	11,644 71	11,131 12	632 50 28 11	5 43 1 66
931142CM3 WAL MART STORES INC DTD 04/15/2008 6 2% 04/15/2038	Aa2	9,000 000	11 285 28	12 071 43	558 00 117 80	4 94 4 40
931427AH1 WALGREENS BOOTS ALLIANCE CALLABLE DTD 11/18/2014 3 8% 11/18/2024-2024	Baa2	12,000 000	11,642 04	12 084 26	456 00 54 47	3 92 4 21
94974BGE4 WELLS FARGO & COMPANY DTD 11/04/2014 4 65% 11/04/2044	A3	12 000 000	11,674 56	11,981 52	558 00 88 35	4 78 4 82
<b>TOTAL CORPORATES</b>			<b>SUB-TOTAL</b>			
			561,376 56	553,075.40	21,618 86 5,299.36	3 85
<b>TREASURIES</b>						



# ACCOUNT STATEMENT

PAGE 12

ACCOUNT NUMBER 1055000717

STATEMENT PERIOD DECEMBER 01, 2015 THROUGH DECEMBER 31, 2015

## DETAIL LISTING OF PRINCIPAL ASSETS ( CONTINUED )

DESCRIPTION	RATING	PAR VALUE	MARKET VALUE	TAX COST	EST ANNUAL INCOME/ ACCRUED INC	YIELD CURRENT/ MATURITY
<b>TREASURIES</b>						
912810EQ7 UNITED STATES TREASURY 6 25% 08/15/2023	Aaa	18,000 000	23,232 60	21,374 37	1,125 00 424 93	4 84 2 10
912810RB6 UNITED STATES TREASURY DTD 05/15/2013 2 875% 05/15/2043	Aaa	59 000 000	57,525 00	50 903 97	1,696 25 219 02	2 95 3 01
912828H52 UNITED STATES TREASURY DTD 01/31/2015 1 25% 01/31/2020	Aaa	12,000 000	11,815 32	11,810 15	150 00 62 77	1 27 1 64
912828NR7 UNITED STATES TREASURY N/B DTD 07/31/2010 2 375% 07/31/2017	Aaa	149,000 000	152 142 41	154,389 32	3,538 75 1 480 89	2 33 1 03
912828VB3 UNITED STATES TREASURY DTD 05/15/2013 1 75% 05/15/2023	Aaa	36,000 000	35,073 36	33 526 91	630 00 81 35	1 80 2 13
<b>TOTAL TREASURIES</b>		<b>SUB-TOTAL</b>	279,788 69	272,004.72	7,140.00 2,268 96	2 55
<b>AGENCIES</b>						
31359MH89 FEDERAL NATIONAL MORTGAGE ASSN 5% 03/15/2016	Aaa	23 000 000	23 214 36	23,687 19	1 150 00 338 61	4 95 0 46
3138A5AP7 FEDERAL NATIONAL MORTGAGE ASSN POOL #AH3613 DTD 01/01/2011 3 5% 01/01/2026	**	2,729 970	2 864 42	2,880 11	95 55 7 96	3 34 1 95
3138A7FR4 FEDERAL NATIONAL MORTGAGE ASSN POOL #AH5575 DTD 02/01/2011 4% 02/01/2041	**	7 731 500	8,200 42	7 949 26	309 26 25 77	3 77 2 80
3138A8SR8 FEDERAL NATIONAL MORTGAGE ASSN POOL #AH6827 DTD 03/01/2011 4% 03/01/2026	**	6,398 770	6,786 79	6 545 31	255 95 21 33	3 77 1 76
3138EGNK6 FEDERAL NATIONAL MORTGAGE ASSN POOL #AL0393 DTD 06/01/2011 4 5% 06/01/2041	**	5 710 830	6,208 87	5 962 73	256 99 21 42	4 14 2 52
3138MFTC1 FEDERAL NATIONAL MORTGAGE ASSN POOL #AQ0546 DTD 11/01/2012 3 5% 11/01/2042	**	9 873 500	10,205 55	9,857 42	345 57 28 80	3 39 2 97
3138WPJG0 FEDERAL NATIONAL MORTGAGE ASSN POOL #AT2062 DTD 04/01/2013 2 5% 04/01/2028	**	10,236 930	10,372 47	10,251 32	255 92 21 33	2 47 2 19

\*\* Rating Not Available

STATEMENT 13, PAGE 10

01/01/2016 #36

0504166-0228509

ACCOUNT NUMBER **1055000717**

STATEMENT PERIOD DECEMBER 01, 2015 THROUGH DECEMBER 31, 2015

**DETAIL LISTING OF PRINCIPAL ASSETS ( CONTINUED )**

DESCRIPTION	RATING	PAR VALUE	MARKET VALUE	TAX COST	EST ANNUAL INCOME/ ACCRUED INC	YIELD CURRENT/ MATURITY
<b>AGENCIES</b>						
3138WQAW2 FEDERAL NATIONAL MORTGAGE ASSN POOL #AT2720 DTD 05/01/2013 3% 05/01/2043	**	11 406 740	11 457 96	11,748 94	342 20 28 52	2 99 2 94
3138X3EH1 FEDERAL NATIONAL MORTGAGE ASSN POOL #AU3735 DTD 08/01/2013 3% 08/01/2043	**	11 283 300	11 306 43	11,276 36	338 50 28 21	2 99 2 97
31402C4H2 FEDERAL NATIONAL MORTGAGE ASSN POOL #725424 DTD 04/01/04 5 5% 04/01/2034	**	9,706 770	10,916 62	9,662 79	533 87 44 49	4 89 1 88
31402DDB3 FEDERAL NATIONAL MORTGAGE ASSN POOL #725598 DTD 06/01/2004 5 5% 07/01/2034	**	1,607 590	1 811 90	1 593 28	88 42 7 37	4 88 1 87
31402RFV6 FEDERAL NATIONAL MORTGAGE ASSN POOL #735580 DTD 05/01/05 5% 06/01/2035	**	5,879 680	6,499 57	6 117 14	293 98 24 50	4 52 1 79
31403CXG1 FEDERAL NATIONAL MORTGAGE ASSN POOL #745079 DTD 11/01/05 5% 12/01/2020	**	4 995 550	5 323 11	4,826 15	249 78 20 81	4 69 1 27
31407NFK4 FEDERAL NATIONAL MORTGAGE ASSN POOL #835470 DTD 09/01/2005 5% 09/01/2020	**	2,107 210	2 221 76	2,149 81	105 36 8 78	4 74 1 64
31408DA87 FEDERAL NATIONAL MTG ASSN POOL #847931 5% 12/01/2020	**	573 840	612 24	569 94	28 69 2 39	4 69 1 23
31408HSS5 FEDERAL NATL MTG ASSN POOL #852029 6% 01/01/2036	**	1,000 750	1,131 61	1 014 50	60 05 5 00	5 31 1 73
31409ADV8 FEDERAL NATIONAL MORTGAGE ASSN POOL #865116 DTD 01/01/2006 6% 02/01/2036	**	2,260 290	2,556 71	2 345 10	135 62 11 30	5 30 1 68
31410FSS5 FEDERAL NATIONAL MORTGAGE ASSN POOL #888029 6% 12/01/2036	**	3,104 470	3,509 17	3 127 75	186 27 15 52	5 31 1 75
31410G2H5 FEDERAL NATIONAL MORTGAGE ASSN POOL #889176 DTD 02/01/2008 5 5% 03/01/2038	**	4,202 410	4,716 62	4,330 58	231 13 19 26	4 90 1 25

\*\* Rating Not Available

# ACCOUNT STATEMENT

PAGE 14

ACCOUNT NUMBER 1055000717

STATEMENT PERIOD DECEMBER 01, 2015 THROUGH DECEMBER 31, 2015

## DETAIL LISTING OF PRINCIPAL ASSETS ( CONTINUED )

DESCRIPTION	RATING	PAR VALUE	MARKET VALUE	TAX COST	EST ANNUAL INCOME/ ACCRUED INC	YIELD CURRENT/ MATURITY
<b>AGENCIES</b>						
31410GJW4 FEDERAL NATIONAL MORTGAGE ASSN POOL # 888677 5 5% 08/01/2022	**	2 478 170	2,679 32	2,469 26	136 30 11 36	5 09 1 80
31410KAY0 FEDERAL NATIONAL MORTGAGE ASSN POOL #889323 DTD 03/01/08 5 5% 11/01/2022	**	1,845 810	1,975 79	1,885 12	101 52 8 46	5 14 1 58
31412XV35 FEDERAL NATIONAL MORTGAGE ASSN POOL #938134 DTD 06/01/07 6% 07/01/2037	**	2 673 440	3,024 54	2 701 45	160 41 13 37	5 30 1 54
31413YRR4 FEDERAL NATIONAL MORTGAGE ASSN POOL #959596 DTD 11/01/07 6% 11/01/2037	**	1 800 200	2 035 65	1 812 87	108 01 9 00	5 31 1 58
31416RBE2 FEDERAL NATIONAL MORTGAGE ASSN POOL #AA7236 DTD 05/01/2009 4% 06/01/2039	**	4,353 370	4,608 22	4,525 59	174 13 14 51	3 78 2 60
31418AFC7 FEDERAL NATIONAL MORTGAGE ASSN POOL #MA1062 DTD 04/01/2012 3% 05/01/2027	**	6,737 010	6 976 04	6,950 16	202 11 16 84	2 90 2 07
31418BXC5 FEDERAL NATIONAL MORTGAGE ASSN POOL #MA2474 DTD 11/01/2015 3% 12/01/2030	**	1 990 930	2 053 25	2 062 16	59 73 4 98	2 91 2 52
31418UEE0 FEDERAL NATIONAL MORTGAGE ASSN POOL # AD6432 DTD 06/01/2010 4 5% 06/01/2040	**	4 091 480	4 428 37	4 220 48	184 12 15 34	4 16 2 44
31419BCT0 FEDERAL NATIONAL MORTGAGE ASSN POOL #AE0981 DTD 02/01/2011 3 5% 03/01/2041	**	8,132 380	8,409 94	8,516 13	284 63 23 72	3 38 2 92
31419DMQ1 FEDERAL NATIONAL MORTGAGE ASSN POOL #AE3066 DTD 09/01/2010 3 5% 09/01/2025	**	7,042 000	7 387 69	7 165 38	246 47 20 54	3 34 1 91
<b>TOTAL AGENCIES</b>		<b>SUB-TOTAL</b>	<b>173,498 39</b>	<b>168,204.28</b>	<b>6,920.54 819 49</b>	<b>3 99</b>
<b>MISCELLANEOUS</b>						
3128M74W3 FEDERAL HOME LOAN MORTGAGE CORP POOL #G05937 DTD 07/01/2010 4 5% 08/01/2040	**	4 021 400	4 338 65	4 154 08	180 96 15 08	4 17 2 54

\*\* Rating Not Available

01/01/2016 #36

STATEMENT 13, PAGE 12

0504166-0226510

ACCOUNT NUMBER 1055000717

STATEMENT PERIOD DECEMBER 01, 2015 THROUGH DECEMBER 31, 2015

**DETAIL LISTING OF PRINCIPAL ASSETS ( CONTINUED )**

DESCRIPTION	RATING	PAR VALUE	MARKET VALUE	TAX COST	EST ANNUAL INCOME/ ACCRUED INC	YIELD CURRENT/ MATURITY
<b>MISCELLANEOUS</b>						
3128M7KV7 FEDERAL HOME LOAN MORTGAGE CORP POOL #G05408 DTD 04/01/2009 5% 12/01/2036	**	3,284 080	3,606 28	3 374 16	164 20 13 68	4 55 2 10
3128MMS20 FEDERAL HOME LOAN MORTGAGE CORP POOL #G18536 DTD 01/01/2015 2 5% 01/01/2030	**	21,423 300	21,639 25	22 099 47	535 58 44 63	2 48 2 30
3128MMTP8 FEDERAL HOME LOAN MORTGAGE CORP POOL #G18557 DTD 06/01/2015 3% 06/01/2030	**	11,419 830	11 780 35	11,851 65	342 59 28 55	2 91 2 40
312943WG4 FEDERAL HOME LOAN MORTGAGE CORP POOL #A95147 DTD 11/01/2010 4% 11/01/2040	**	6,593 160	6,986 11	6 940 46	263 73 21 98	3 78 2 77
31335ACR7 FEDERAL HOME LOAN MTG CORP POOL# G60080 DTD 05/01/2015 3 5% 06/01/2045	**	11 518 600	11 893 88	11,984 73	403 15 33 60	3 39 3 07
71645WAP6 PETROBRAS INTL FIN CO DTD 10/30/09 5 75% 01/20/2020	Ba3	23 000 000	18,055 00	23,795 41	1 322 50 591 45	7 32 12 70
78011DAC8 ROYAL BANK OF CANADA DTD 09/19/2012 1 2% 09/19/2017	Aaa	24 000 000	23 886 48	24 013 52	288 00 81 60	1 21
87425EAL7 TALISMAN ENERGY INC DTD 6/1/09 7 75% 06/01/2019	Baa3	10 000 000	10,776 00	11 710 61	775 00 64 58	7 19 5 24
<b>TOTAL MISCELLANEOUS</b>		<b>SUB-TOTAL</b>	<b>112,962 00</b>	<b>119,924 09</b>	<b>4,275 71 895.15</b>	<b>3.79</b>
<b>TOTAL FIXED</b>			<b>1,127,625.64</b>	<b>1,113,208.49</b>	<b>39,955 11 9,282 96</b>	<b>3 54</b>
<b>TOTAL PRINCIPAL ASSETS</b>			<b>3,614,867 82</b>	<b>3,032,940 16</b>	<b>84,366 85 11,420 23</b>	<b>2 33</b>

\*\* Rating Not Available

## 2015 DEPRECIATION AND AMORTIZATION REPORT

FORM 990-PF PAGE 1

990-PF

Asset No	Description	Date Acquired	Method	Life	Line No	Unadjusted Cost Or Basis	Bus % Excl	Reduction In Basis	Basis For Depreciation	Accumulated Depreciation	Current Sec 179	Current Year Deduction
1	COPIER	060107	SL	7.00	16	3,200.			3,200.	3,200.		0.
3	COMPUTER	080114	SL	7.00	16	503.			503.	30.		72.
	* TOTAL 990-PF PG 1 DEPR					3,703.		0.	3,703.	3,230.	0.	72.