



See a Social Security Number? Say Something!  
Report Privacy Problems to <https://public.resource.org/privacy>  
Or call the IRS Identity Theft Hotline at 1-800-908-4490





See a Social Security Number? Say Something!  
Report Privacy Problems to <https://public.resource.org/privacy>  
Or call the IRS Identity Theft Hotline at 1-800-908-4490



**Return of Private Foundation**

Department of the Treasury  
Internal Revenue Service

or Section 4947(a)(1) Trust Treated as Private Foundation  
Do not enter social security numbers on this form as it may be made public.  
Information about Form 990-PF and its separate instructions is at [www.irs.gov/form990pf](http://www.irs.gov/form990pf)

**2015**  
Open to Public Inspection

For calendar year 2015 or tax year beginning , 2015, and ending , 20

Name of foundation: **EDGAR WILSON CHARITABLE TRUST R74155004**

Number and street (or P.O. box number if mail is not delivered to street address): **10 S DEARBORN IL1-0117**

Room/suite: \_\_\_\_\_

City or town, state or province, country, and ZIP or foreign postal code: **CHICAGO, IL 60603**

**A Employer identification number** 61-6162804

**B Telephone number (see instructions)** 866-888-5157

**C** If exemption application is pending, check here . . . . .

**D** 1 Foreign organizations, check here . . . . .   
2 Foreign organizations meeting the 85% test, check here and attach computation . . . . .

**E** If private foundation status was terminated under section 507(b)(1)(A), check here . . . . .

**F** If the foundation is in a 60-month termination under section 507(b)(1)(B), check here . . . . .

**G** Check all that apply:  Initial return  Initial return of a former public charity  
 Final return  Amended return  
 Address change  Name change

**H** Check type of organization:  Section 501(c)(3) exempt private foundation  
 Section 4947(a)(1) nonexempt charitable trust  Other taxable private foundation

**I** Fair market value of all assets at end of year (from Part II, col. (c), line 16) ► \$ **2,814,877.**

**J** Accounting method:  Cash  Accrual  
 Other (specify) \_\_\_\_\_  
(Part I, column (d) must be on cash basis.)

Part I Analysis of Revenue and Expenses (The total of amounts in columns (b), (c), and (d) may not necessarily equal the amounts in column (a) (see instructions))		(a) Revenue and expenses per books	(b) Net investment income	(c) Adjusted net income	(d) Disbursements for charitable purposes (cash basis only)
Revenue	1 Contributions, gifts, grants, etc., received (attach schedule)				
	2 Check <input checked="" type="checkbox"/> if the foundation is not required to attach Sch B. . . . .				
	3 Interest on savings and temporary cash investments.				
	4 Dividends and interest from securities . . . . .	56,225.	56,058.		STMT 1
	5a Gross rents . . . . .				
	b Net rental income or (loss)				
	6a Net gain or (loss) from sale of assets not on line 10	25,366.			
	b Gross sales price for all assets on line 6a 969,196.				
	7 Capital gain net income (from Part IV, line 2) . . . . .		25,366.		
	8 Net short-term capital gain . . . . .				
	9 Income modifications . . . . .				
	10a Gross sales less returns and allowances . . . . .				
b Less Cost of goods sold . . . . .					
c Gross profit or (loss) (attach schedule) . . . . .					
11 Other income (attach schedule) . . . . .	-1,204.			STMT 3	
12 Total. Add lines 1 through 11 . . . . .	80,387.	81,424.			
Operating and Administrative Expenses	13 Compensation of officers, directors, trustees, etc.	25,501.	15,301.		10,200.
	14 Other employee salaries and wages . . . . .		NONE	NONE	
	15 Pension plans, employee benefits . . . . .		NONE	NONE	
	16a Legal fees (attach schedule) . . . . .				
	b Accounting fees (attach schedule)				
	c Other professional fees (attach schedule) . . . . .				
	17 Interest . . . . .				
	18 Taxes (attach schedule) (see instructions) . . . . .	1,746.	746.		
	19 Depreciation (attach schedule) and depletion . . . . .				
	20 Occupancy . . . . .				
	21 Travel, conferences, and meetings . . . . .		NONE	NONE	
	22 Printing and publications . . . . .		NONE	NONE	
	23 Other expenses (attach schedule) . . . . .				
	24 Total operating and administrative expenses. Add lines 13 through 23. . . . .	27,247.	16,047.	NONE	10,200.
25 Contributions, gifts, grants paid . . . . .	146,679.			146,679.	
26 Total expenses and disbursements. Add lines 24 and 25 . . . . .	173,926.	16,047.	NONE	156,879.	
27 Subtract line 26 from line 12 . . . . .					
a Excess of revenue over expenses and disbursements . . . . .	-93,539.				
b Net investment income (if negative, enter -0-)		65,377.			
c Adjusted net income (if negative, enter -0-)					

SCANNED MAY 16 2016 POSTMARK DATE MAY 6 2016

4 ME

Part II Balance Sheets		Attached schedules and amounts in the description column should be for end-of-year amounts only (See instructions)			
		Beginning of year	End of year		
		(a) Book Value	(b) Book Value	(c) Fair Market Value	
Assets	1	Cash - non-interest-bearing . . . . .			
	2	Savings and temporary cash investments . . . . .	278,978.	241,188.	241,188.
	3	Accounts receivable ▶ . . . . .			
		Less allowance for doubtful accounts ▶ . . . . .			
	4	Pledges receivable ▶ . . . . .			
		Less allowance for doubtful accounts ▶ . . . . .			
	5	Grants receivable . . . . .			
	6	Receivables due from officers, directors, trustees, and other disqualified persons (attach schedule) (see instructions) . . . . .			
	7	Other notes and loans receivable (attach schedule) ▶ . . . . .			
		Less allowance for doubtful accounts ▶ . . . . .	NONE		
	8	Inventories for sale or use . . . . .			
	9	Prepaid expenses and deferred charges . . . . .			
	10a	Investments - U S and state government obligations (attach schedule) . . . . .			
	b	Investments - corporate stock (attach schedule) . . . . .	1,321,121.	1,328,116.	1,578,005.
	c	Investments - corporate bonds (attach schedule) . . . . .	608,257.	702,756.	693,260.
	11	Investments - land, buildings, and equipment basis . . . . .			
	Less accumulated depreciation (attach schedule) ▶ . . . . .				
12	Investments - mortgage loans . . . . .				
13	Investments - other (attach schedule) . . . . .	467,097.	309,834.	302,424.	
14	Land, buildings, and equipment basis . . . . .				
	Less accumulated depreciation (attach schedule) ▶ . . . . .				
15	Other assets (describe ▶ . . . . . )				
16	<b>Total assets</b> (to be completed by all filers - see the instructions. Also, see page 1, item I) . . . . .	2,675,453.	2,581,894.	2,814,877.	
Liabilities	17	Accounts payable and accrued expenses . . . . .			
	18	Grants payable . . . . .			
	19	Deferred revenue . . . . .			
	20	Loans from officers, directors, trustees, and other disqualified persons . . . . .			
	21	Mortgages and other notes payable (attach schedule) . . . . .			
	22	Other liabilities (describe ▶ . . . . . )			
23	<b>Total liabilities</b> (add lines 17 through 22) . . . . .		NONE		
Net Assets or Fund Balances	Foundations that follow SFAS 117, check here ▶ <input type="checkbox"/> and complete lines 24 through 26 and lines 30 and 31.				
	24	Unrestricted . . . . .			
	25	Temporarily restricted . . . . .			
	26	Permanently restricted . . . . .			
	Foundations that do not follow SFAS 117, check here and complete lines 27 through 31. ▶ <input checked="" type="checkbox"/>				
	27	Capital stock, trust principal, or current funds . . . . .	2,675,453.	2,581,894.	
	28	Paid-in or capital surplus, or land, bldg, and equipment fund . . . . .			
	29	Retained earnings, accumulated income, endowment, or other funds . . . . .			
30	<b>Total net assets or fund balances</b> (see instructions) . . . . .	2,675,453.	2,581,894.		
31	<b>Total liabilities and net assets/fund balances</b> (see instructions) . . . . .	2,675,453.	2,581,894.		

Part III Analysis of Changes in Net Assets or Fund Balances			
1	Total net assets or fund balances at beginning of year - Part II, column (a), line 30 (must agree with end-of-year figure reported on prior year's return) . . . . .	1	2,675,453.
2	Enter amount from Part I, line 27a . . . . .	2	-93,539.
3	Other increases not included in line 2 (itemize) ▶ . . . . .	3	
4	Add lines 1, 2, and 3 . . . . .	4	2,581,914.
5	Decreases not included in line 2 (itemize) ▶ COST BASIS ADJUSTMENT . . . . .	5	20.
6	<b>Total net assets or fund balances at end of year</b> (line 4 minus line 5) - Part II, column (b), line 30 . . . . .	6	2,581,894.

Part IV Capital Gains and Losses for Tax on Investment Income

Table with columns for (a) List and describe the kind(s) of property sold, (b) How acquired, (c) Date acquired, (d) Date sold, (e) Gross sales price, (f) Depreciation allowed, (g) Cost or other basis, (h) Gain or (loss), (i) F.M.V. as of 12/31/69, (j) Adjusted basis, (k) Excess of col. (i) over col. (j), and (l) Gains (Col. (h) gain minus col. (k), but not less than -0- or Losses (from col. (h))).

Part V Qualification Under Section 4940(e) for Reduced Tax on Net Investment Income

(For optional use by domestic private foundations subject to the section 4940(a) tax on net investment income.)

If section 4940(d)(2) applies, leave this part blank.

Was the foundation liable for the section 4942 tax on the distributable amount of any year in the base period? [ ] Yes [X] No
If "Yes," the foundation does not qualify under section 4940(e). Do not complete this part.

Table with columns for (a) Base period years, (b) Adjusted qualifying distributions, (c) Net value of noncharitable-use assets, and (d) Distribution ratio. Includes rows for Total of line 1, Average distribution ratio, and other calculations.

Part VI Excise Tax Based on Investment Income (Section 4940(a), 4940(b), 4940(e), or 4948 - see instructions)

Table with 11 rows for excise tax calculations. Includes sub-tables for credits/payments (6a-6d) and overpayment (10). Total amount overpaid is 696.

Part VII-A Statements Regarding Activities

Table with 10 rows of activity statements. Columns include question number, description, Yes, and No. Includes questions about political campaigns, expenditures, and state registration.

Part VII-A Statements Regarding Activities (continued)

11 At any time during the year, did the foundation, directly or indirectly, own a controlled entity within the meaning of section 512(b)(13)? If "Yes," attach schedule (see instructions). . . . . 11 Yes No X
12 Did the foundation make a distribution to a donor advised fund over which the foundation or a disqualified person had advisory privileges? If "Yes," attach statement (see instructions) . . . . . 12 Yes No X
13 Did the foundation comply with the public inspection requirements for its annual returns and exemption application? Website address N/A 13 Yes No X
14 The books are in care of JP MORGAN CHASE BANK, N.A. Telephone no. (866) 888-5157 Located at 10 S DEARBORN ST; MC; IL 1-0117, CHICAGO, IL ZIP+4 60603
15 Section 4947(a)(1) nonexempt charitable trusts filing Form 990-PF in lieu of Form 1041 - Check here 15 and enter the amount of tax-exempt interest received or accrued during the year.
16 At any time during calendar year 2015, did the foundation have an interest in or a signature or other authority over a bank, securities, or other financial account in a foreign country? 16 Yes No X See the instructions for exceptions and filing requirements for FinCEN Form 114. If "Yes," enter the name of the foreign country

Part VII-B Statements Regarding Activities for Which Form 4720 May Be Required

File Form 4720 if any item is checked in the "Yes" column, unless an exception applies.

1a During the year did the foundation (either directly or indirectly)
(1) Engage in the sale or exchange, or leasing of property with a disqualified person? Yes No X
(2) Borrow money from, lend money to, or otherwise extend credit to (or accept it from) a disqualified person? Yes No X
(3) Furnish goods, services, or facilities to (or accept them from) a disqualified person? Yes No X
(4) Pay compensation to, or pay or reimburse the expenses of, a disqualified person? X Yes No
(5) Transfer any income or assets to a disqualified person (or make any of either available for the benefit or use of a disqualified person)? Yes No X
(6) Agree to pay money or property to a government official? (Exception. Check "No" if the foundation agreed to make a grant to or to employ the official for a period after termination of government service, if terminating within 90 days.) Yes No X
b If any answer is "Yes" to 1a(1)-(6), did any of the acts fail to qualify under the exceptions described in Regulations section 53.4941(d)-3 or in a current notice regarding disaster assistance (see instructions)? 1b Yes No X Organizations relying on a current notice regarding disaster assistance check here
c Did the foundation engage in a prior year in any of the acts described in 1a, other than excepted acts, that were not corrected before the first day of the tax year beginning in 2015? 1c Yes No X
2 Taxes on failure to distribute income (section 4942) (does not apply for years the foundation was a private operating foundation defined in section 4942(j)(3) or 4942(j)(5))
a At the end of tax year 2015, did the foundation have any undistributed income (lines 6d and 6e, Part XIII) for tax year(s) beginning before 2015? Yes No X If "Yes," list the years
b Are there any years listed in 2a for which the foundation is not applying the provisions of section 4942(a)(2) (relating to incorrect valuation of assets) to the year's undistributed income? (If applying section 4942(a)(2) to all years listed, answer "No" and attach statement - see instructions.) 2b Yes No X
c If the provisions of section 4942(a)(2) are being applied to any of the years listed in 2a, list the years here.
3a Did the foundation hold more than a 2% direct or indirect interest in any business enterprise at any time during the year? Yes No X
b If "Yes," did it have excess business holdings in 2015 as a result of (1) any purchase by the foundation or disqualified persons after May 26, 1969; (2) the lapse of the 5-year period (or longer period approved by the Commissioner under section 4943(c)(7)) to dispose of holdings acquired by gift or bequest; or (3) the lapse of the 10-, 15-, or 20-year first phase holding period? (Use Schedule C, Form 4720, to determine if the foundation had excess business holdings in 2015) 3b Yes No X
4a Did the foundation invest during the year any amount in a manner that would jeopardize its charitable purposes? 4a Yes No X
b Did the foundation make any investment in a prior year (but after December 31, 1969) that could jeopardize its charitable purpose that had not been removed from jeopardy before the first day of the tax year beginning in 2015? 4b Yes No X

**Part VII-B Statements Regarding Activities for Which Form 4720 May Be Required (continued)**

5a During the year did the foundation pay or incur any amount to:

(1) Carry on propoganda, or otherwise attempt to influence legislation (section 4945(e))?  Yes  No

(2) Influence the outcome of any specific public election (see section 4955); or to carry on, directly or indirectly, any voter registration drive?  Yes  No

(3) Provide a grant to an individual for travel, study, or other similar purposes?  Yes  No

(4) Provide a grant to an organization other than a charitable, etc., organization described in section 4945(d)(4)(A)? (see instructions).  Yes  No

(5) Provide for any purpose other than religious, charitable, scientific, literary, or educational purposes, or for the prevention of cruelty to children or animals?  Yes  No

b If any answer is "Yes" to 5a(1)-(5), did any of the transactions fail to qualify under the exceptions described in Regulations section 53.4945 or in a current notice regarding disaster assistance (see instructions)?  Yes  No  
 Organizations relying on a current notice regarding disaster assistance check here

c If the answer is "Yes" to question 5a(4), does the foundation claim exemption from the tax because it maintained expenditure responsibility for the grant?  Yes  No  
 If "Yes," attach the statement required by Regulations section 53.4945-5(d).

6a Did the foundation, during the year, receive any funds, directly or indirectly, to pay premiums on a personal benefit contract?  Yes  No

b Did the foundation, during the year, pay premiums, directly or indirectly, on a personal benefit contract?  Yes  No  
 If "Yes" to 6b, file Form 8870

7a At any time during the tax year, was the foundation a party to a prohibited tax shelter transaction?  Yes  No

b If "Yes," did the foundation receive any proceeds or have any net income attributable to the transaction?  Yes  No

**Part VIII Information About Officers, Directors, Trustees, Foundation Managers, Highly Paid Employees, and Contractors**

**1 List all officers, directors, trustees, foundation managers and their compensation (see instructions).**

(a) Name and address	(b) Title, and average hours per week devoted to position	(c) Compensation (if not paid, enter -0-)	(d) Contributions to employee benefit plans and deferred compensation	(e) Expense account, other allowances
JP MORGAN CHASE BANK, N.A. 10 S DEARBORN ST; MC; IL 1-0117, CHICAGO, IL 60603	TRUSTEE 2	25,501.	-0-	-0-

**2 Compensation of five highest-paid employees (other than those included on line 1 - see instructions). If none, enter "NONE."**

(a) Name and address of each employee paid more than \$50,000	(b) Title, and average hours per week devoted to position	(c) Compensation	(d) Contributions to employee benefit plans and deferred compensation	(e) Expense account, other allowances
NONE		NONE	NONE	NONE

Total number of other employees paid over \$50,000  **NONE**

**Part VIII Information About Officers, Directors, Trustees, Foundation Managers, Highly Paid Employees, and Contractors (continued)**

**3 Five highest-paid independent contractors for professional services (see instructions). If none, enter "NONE."**

(a) Name and address of each person paid more than \$50,000	(b) Type of service	(c) Compensation
NONE		NONE
Total number of others receiving over \$50,000 for professional services . . . . .		NONE

**Part IX-A Summary of Direct Charitable Activities**

List the foundation's four largest direct charitable activities during the tax year. Include relevant statistical information such as the number of organizations and other beneficiaries served, conferences convened, research papers produced, etc	Expenses
1 NONE	
2	
3	
4	

**Part IX-B Summary of Program-Related Investments (see instructions)**

Describe the two largest program-related investments made by the foundation during the tax year on lines 1 and 2	Amount
1 NONE	
2	
All other program-related investments See instructions 3 NONE	
Total. Add lines 1 through 3 . . . . .	

**Part X Minimum Investment Return** (All domestic foundations must complete this part. Foreign foundations, see instructions.)

<b>1</b>	Fair market value of assets not used (or held for use) directly in carrying out charitable, etc., purposes:		
<b>a</b>	Average monthly fair market value of securities . . . . .	<b>1a</b>	2,940,006.
<b>b</b>	Average of monthly cash balances . . . . .	<b>1b</b>	21,674.
<b>c</b>	Fair market value of all other assets (see instructions). . . . .	<b>1c</b>	NONE
<b>d</b>	<b>Total</b> (add lines 1a, b, and c) . . . . .	<b>1d</b>	2,961,680.
<b>e</b>	Reduction claimed for blockage or other factors reported on lines 1a and 1c (attach detailed explanation) . . . . .	<b>1e</b>	
<b>2</b>	Acquisition indebtedness applicable to line 1 assets . . . . .	<b>2</b>	NONE
<b>3</b>	Subtract line 2 from line 1d . . . . .	<b>3</b>	2,961,680.
<b>4</b>	Cash deemed held for charitable activities. Enter 1 1/2% of line 3 (for greater amount, see instructions). . . . .	<b>4</b>	44,425.
<b>5</b>	<b>Net value of noncharitable-use assets.</b> Subtract line 4 from line 3. Enter here and on Part V, line 4 . . . . .	<b>5</b>	2,917,255.
<b>6</b>	<b>Minimum investment return.</b> Enter 5% of line 5 . . . . .	<b>6</b>	145,863.

**Part XI Distributable Amount** (see instructions) (Section 4942(j)(3) and (j)(5) private operating foundations and certain foreign organizations check here  and do not complete this part.)

<b>1</b>	Minimum investment return from Part X, line 6 . . . . .	<b>1</b>	145,863.
<b>2a</b>	Tax on investment income for 2015 from Part VI, line 5 . . . . .	<b>2a</b>	654.
<b>b</b>	Income tax for 2015. (This does not include the tax from Part VI.) . . . . .	<b>2b</b>	
<b>c</b>	Add lines 2a and 2b . . . . .	<b>2c</b>	654.
<b>3</b>	Distributable amount before adjustments. Subtract line 2c from line 1 . . . . .	<b>3</b>	145,209.
<b>4</b>	Recoveries of amounts treated as qualifying distributions . . . . .	<b>4</b>	NONE
<b>5</b>	Add lines 3 and 4 . . . . .	<b>5</b>	145,209.
<b>6</b>	Deduction from distributable amount (see instructions). . . . .	<b>6</b>	NONE
<b>7</b>	<b>Distributable amount</b> as adjusted. Subtract line 6 from line 5. Enter here and on Part XIII, line 1 . . . . .	<b>7</b>	145,209.

**Part XII Qualifying Distributions** (see instructions)

<b>1</b>	Amounts paid (including administrative expenses) to accomplish charitable, etc., purposes:		
<b>a</b>	Expenses, contributions, gifts, etc. - total from Part I, column (d), line 26 . . . . .	<b>1a</b>	156,879.
<b>b</b>	Program-related investments - total from Part IX-B . . . . .	<b>1b</b>	
<b>2</b>	Amounts paid to acquire assets used (or held for use) directly in carrying out charitable, etc., purposes . . . . .	<b>2</b>	NONE
<b>3</b>	Amounts set aside for specific charitable projects that satisfy the		
<b>a</b>	Suitability test (prior IRS approval required) . . . . .	<b>3a</b>	NONE
<b>b</b>	Cash distribution test (attach the required schedule) . . . . .	<b>3b</b>	NONE
<b>4</b>	<b>Qualifying distributions.</b> Add lines 1a through 3b. Enter here and on Part V, line 8, and Part XIII, line 4 . . . . .	<b>4</b>	156,879.
<b>5</b>	Foundations that qualify under section 4940(e) for the reduced rate of tax on net investment income. Enter 1% of Part I, line 27b (see instructions) . . . . .	<b>5</b>	654.
<b>6</b>	<b>Adjusted qualifying distributions.</b> Subtract line 5 from line 4 . . . . .	<b>6</b>	156,225.

**Note.** The amount on line 6 will be used in Part V, column (b), in subsequent years when calculating whether the foundation qualifies for the section 4940(e) reduction of tax in those years.

**Part XIII Undistributed Income** (see instructions)

	(a) Corpus	(b) Years prior to 2014	(c) 2014	(d) 2015
1 Distributable amount for 2015 from Part XI, line 7 . . . . .				145,209.
2 Undistributed income, if any, as of the end of 2015				
a Enter amount for 2014 only. . . . .			146,678.	
b Total for prior years 20 <u>13</u> ,20 <u>  </u> ,20 <u>  </u>		NONE		
3 Excess distributions carryover, if any, to 2015				
a From 2010 . . . . .	NONE			
b From 2011 . . . . .	NONE			
c From 2012 . . . . .	NONE			
d From 2013 . . . . .	NONE			
e From 2014 . . . . .	NONE			
f Total of lines 3a through e . . . . .	NONE			
4 Qualifying distributions for 2015 from Part XII, line 4 ▶ \$ <u>156,879.</u>				
a Applied to 2014, but not more than line 2a . . . .			146,678.	
b Applied to undistributed income of prior years (Election required - see instructions) . . . . .		NONE		
c Treated as distributions out of corpus (Election required - see instructions) . . . . .	NONE			
d Applied to 2015 distributable amount. . . . .				10,201.
e Remaining amount distributed out of corpus. . . .	NONE			
5 Excess distributions carryover applied to 2015 . (If an amount appears in column (d), the same amount must be shown in column (a) )	NONE			NONE
6 Enter the net total of each column as indicated below:				
a Corpus. Add lines 3f, 4c, and 4e Subtract line 5	NONE			
b Prior years' undistributed income Subtract line 4b from line 2b. . . . .		NONE		
c Enter the amount of prior years' undistributed income for which a notice of deficiency has been issued, or on which the section 4942(a) tax has been previously assessed . . . . .		NONE		
d Subtract line 6c from line 6b. Taxable amount - see instructions . . . . .		NONE		
e Undistributed income for 2014. Subtract line 4a from line 2a. Taxable amount - see instructions . . . . .				
f Undistributed income for 2015. Subtract lines 4d and 5 from line 1. This amount must be distributed in 2016 . . . . .				135,008.
7 Amounts treated as distributions out of corpus to satisfy requirements imposed by section 170(b)(1)(F) or 4942(g)(3) (Election may be required - see instructions) . . . . .	NONE			
8 Excess distributions carryover from 2010 not applied on line 5 or line 7 (see instructions) . . . .	NONE			
9 Excess distributions carryover to 2016. Subtract lines 7 and 8 from line 6a . . . . .	NONE			
10 Analysis of line 9				
a Excess from 2011 . . . . .	NONE			
b Excess from 2012 . . . . .	NONE			
c Excess from 2013 . . . . .	NONE			
d Excess from 2014 . . . . .	NONE			
e Excess from 2015 . . . . .	NONE			

Part XIV Private Operating Foundations (see instructions and Part VII-A, question 9) NOT APPLICABLE

1 a If the foundation has received a ruling or determination letter that it is a private operating foundation, and the ruling is effective for 2015, enter the date of the ruling . . . . .

b Check box to indicate whether the foundation is a private operating foundation described in section 4942(j)(3) or 4942(j)(5)

Table with columns: Tax year (a) 2015, (b) 2014, (c) 2013, (d) 2012, (e) Total. Rows include: 2a Adjusted net income, b 85% of line 2a, c Qualifying distributions, d Amounts included in line 2c not used directly for active conduct of exempt activities, e Qualifying distributions made directly for active conduct of exempt activities, 3 Complete 3a, b, or c for the alternative test relied upon (Assets, Endowment, Support).

Part XV Supplementary Information (Complete this part only if the foundation had \$5,000 or more in assets at any time during the year - see instructions.)

1 Information Regarding Foundation Managers:

a List any managers of the foundation who have contributed more than 2% of the total contributions received by the foundation before the close of any tax year (but only if they have contributed more than \$5,000). (See section 507(d)(2).)

N/A

b List any managers of the foundation who own 10% or more of the stock of a corporation (or an equally large portion of the ownership of a partnership or other entity) of which the foundation has a 10% or greater interest.

N/A

2 Information Regarding Contribution, Grant, Gift, Loan, Scholarship, etc., Programs:

Check here [X] if the foundation only makes contributions to preselected charitable organizations and does not accept unsolicited requests for funds. If the foundation makes gifts, grants, etc. (see instructions) to individuals or organizations under other conditions, complete items 2a, b, c, and d.

a The name, address, and telephone number or e-mail address of the person to whom applications should be addressed:

b The form in which applications should be submitted and information and materials they should include:

c Any submission deadlines:

d Any restrictions or limitations on awards, such as by geographical areas, charitable fields, kinds of institutions, or other factors:

**Part XV** Supplementary Information (continued)

**3 Grants and Contributions Paid During the Year or Approved for Future Payment**

Recipient Name and address (home or business)	If recipient is an individual, show any relationship to any foundation manager or substantial contributor	Foundation status of recipient	Purpose of grant or contribution	Amount
<b>a Paid during the year</b>				
SOCIETY OF ST JOHN THE EVANGELIST 980 MEMORIAL DR CAMBRIDGE MA 02138	NONE	PC	GENERAL	26,549.
ST FRANCIS SOC AMERICAN PROVINCE INC C/O BROTHER JUSTUS VAN HOUTEN MOUNT SINAI NY	NONE	PC	GENERAL	26,549.
HOLY CROSS MONASTERY PO BOX 99 WEST PARK NY 12493	NONE	PC	GENERAL	13,348.
ST GREGORY'S ABBEY C/O ABBOTT ANDREW MARR THREE RIVERS MI 49093	NONE	PC	GENERAL	26,549.
SMITHSONIAN ASTROPHYSICAL OBSERV. 60 GARDEN ST # 45 CAMBRIDGE MA 02138	NONE	PC	GENERAL	40,336.
MOUNT CALVARY RETREAT HOUSE & MONASTERY C/O BR. ADAM MCCOY, PRIOR SANTA BARBARA CA 9	NONE	PC	GENERAL	13,348.
<b>Total</b> . . . . . ▶ <b>3a</b>				<b>146,679.</b>
<b>b Approved for future payment</b>				
<b>Total</b> . . . . . ▶ <b>3b</b>				





FORM 990PF, PART I - DIVIDENDS AND INTEREST FROM SECURITIES

DESCRIPTION	REVENUE AND EXPENSES PER BOOKS	NET INVESTMENT INCOME
ABERDEEN ASIA PACIFIC EX JAPAN	929.	929.
ARTISAN INTL VALUE FD-ADV	811.	811.
BBH CORE SELECT FD-N	504.	504.
BROWN ADV JAPAN ALPHA OPP-IS	5,156.	5,156.
DEUTSCHE X-TRACKERS MSCI EAF	1,633.	1,633.
DEUTSCHE X-TRACKERS MSCI JAP	405.	405.
DEUTSCHE X-TRACKERS MSCI EUR	187.	187.
DODGE & COX INCOME FUND	1,705.	1,705.
DOUBLELINE TOTL RET BND-I	2,257.	2,257.
EQUINOX CAMPBELL STRATEGY-I	1,211.	1,211.
FMI FDS INC	1,031.	1,031.
GATEWAY TR GATEWAY FD CL Y*	1,667.	1,667.
OAKMARK INTERNATIONAL FUND	2,097.	2,097.
ISHARES MISC EAFE INDEX FUND	1,844.	1,844.
ISHARES TR S & P MIDCAP 400 INDEX FD	1,124.	1,124.
ISHA CURR HEDGED MSCI EAFE	919.	919.
JPM GBL RES ENH INDEX FD - SEL	3,773.	3,773.
JPM TR I MLT SC INCOME FD - SEL	2,842.	2,842.
JPM INFLATION MGD BOND FD - SEL	725.	725.
JPMORGAN MID CAP EQUITY FUND SELECT	483.	483.
JPMORGAN US LARGE CAP CORE PLUS FUND SEL	345.	345.
JPMORGAN STRATEGIC INCOME OPPTYS FUND SE	1,835.	1,835.
JPMORGAN CORE BOND FUND	3,582.	3,582.
JPMORGAN HIGH YIELD BOND FUND	2,901.	2,901.
JPMORGAN SHORT DURATION BOND FUND	1,305.	1,305.
JPMORGAN MARKET EXPANSION INDEX FUND	475.	475.
MFS INTL VALUE-I	2,561.	2,561.
PIMCO UNCONSTRAINED BOND-P	3,084.	3,084.
PRUDENTIAL ABS RET BND-Z	1,074.	1,074.
SPDR TR UNIT SER 1	7,495.	7,495.
JPMORGAN US GOVT MMKT INSTL SWEEP	28.	28.
VANGUARD EUROPEAN ETF	237.	237.

FORM 990PF, PART I - DIVIDENDS AND INTEREST FROM SECURITIES

DESCRIPTION	REVENUE AND EXPENSES PER BOOKS	NET INVESTMENT INCOME
TOTAL	56,225.	56,058.

FORM 990PF, PART I - OTHER INCOME

=====

DESCRIPTION -----	REVENUE AND EXPENSES PER BOOKS -----
DEFERRED INCOME	-1,204.
TOTALS	----- -1,204. =====

FORM 990PF, PART I - TAXES

=====

DESCRIPTION -----	REVENUE AND EXPENSES PER BOOKS -----	NET INVESTMENT INCOME -----
FEDERAL ESTIMATES - INCOME	1,000.	
FOREIGN TAXES ON QUALIFIED FOR	625.	625.
FOREIGN TAXES ON NONQUALIFIED	121.	121.
TOTALS	----- 1,746. =====	----- 746. =====



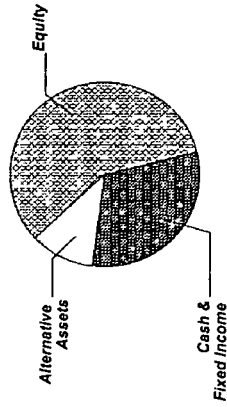
SUCC T/W EDGAR WILSON ACCT. R74155004  
As of 12/31/15

## Account Summary

### PRINCIPAL

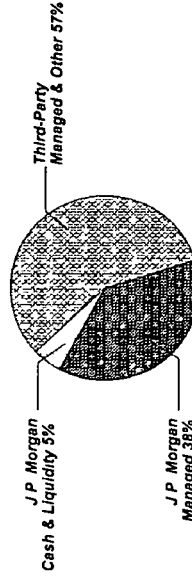
Asset Allocation	Beginning Market Value	Ending Market Value	Change In Value	Annual Income	Estimated Annual Income	Current Allocation
Equity	1,675,856.27	1,578,005.40	(97,850.87)	27,444.48	27,444.48	58%
Alternative Assets	309,747.32	302,424.28	(7,323.04)	4,500.77	4,500.77	11%
Cash & Fixed Income	821,480.17	854,015.07	32,534.90	19,778.63	19,778.63	31%
<b>Market Value</b>	<b>\$2,807,083.76</b>	<b>\$2,734,444.75</b>	<b>(\$72,639.01)</b>	<b>\$51,723.88</b>	<b>\$51,723.88</b>	<b>100%</b>

### Asset Allocation



\* **J.P. Morgan Managed** includes mutual funds, other registered funds and hedge funds managed by J.P. Morgan and structured products issued by J.P. Morgan. **Third-Party Managed & Other** includes mutual funds, exchange traded funds, hedge funds, and separately managed accounts managed by parties other than J.P. Morgan; separately managed accounts managed by J.P. Morgan where a party other than J.P. Morgan is the appointed investment advisor, structured products and exchange traded notes issued by parties other than J.P. Morgan, investment conduits investing in non-J.P. Morgan managed hedge funds, where J.P. Morgan is solely administrator to the conduit; and other investments not managed or issued by J.P. Morgan. **J.P. Morgan Cash & Liquidity Funds** includes cash, J.P. Morgan deposit sweeps and J.P. Morgan money market mutual funds. See important information about investment principles and conflicts in the disclosures section.

### Manager Allocation \*





SUCC T/W EDGAR WILSON ACCT R74155004  
As of 12/31/15

**Account Summary** CONTINUED

	PRINCIPAL	
Portfolio Activity	Current Period Value	Year-to-Date Value
Beginning Market Value	2,807,083.76	2,979,294.37
Withdrawals & Fees	(1,033.95)	(159,428.47)
Net Additions/Withdrawals	(\$1,033.95)	(\$159,428.47)
Change In Investment Value	(71,605.06)	(85,421.15)
Ending Market Value	<b>\$2,734,444.75</b>	<b>\$2,734,444.75</b>

Tax Summary	Current Period Value	Year-to-Date Value
LT Capital Gain Distributions	41,096.16	45,092.39
ST Realized Gain/Loss	1,861.08	(23,242.45)
LT Realized Gain/Loss	3,515.97	3,515.97
<b>Realized Gain/Loss</b>	<b>\$42,957.24</b>	<b>\$25,365.91</b>

<b>Unrealized Gain/Loss</b>	<b>To-Date Value</b>
	<b>\$232,983.40</b>

Cost Summary	Cost
Equity	1,328,116.48
Cash & Fixed Income	863,511.10
<b>Total</b>	<b>\$2,191,627.58</b>

**J.P. Morgan**

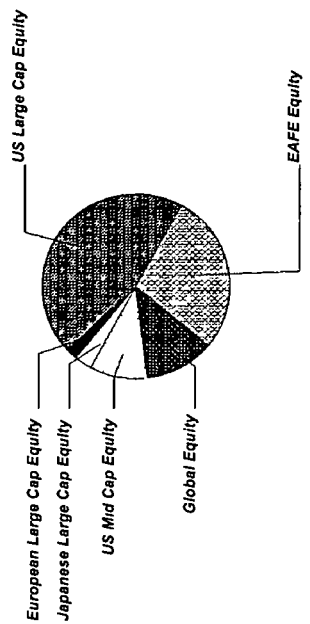


SUCC T/W EDGAR WILSON ACCT R74155004  
As of 12/31/15

## Equity Summary

Asset Categories	Beginning Market Value	Ending Market Value	Change In Value	Current Allocation
US Large Cap Equity	742,653.14	697,814.50	(44,838.64)	26%
US Mid Cap Equity	174,717.73	158,537.35	(16,180.38)	6%
EAFE Equity	356,212.72	450,847.47	94,634.75	16%
European Large Cap Equity	99,564.96	26,286.76	(73,278.20)	1%
Japanese Large Cap Equity	99,948.79	49,099.59	(50,849.20)	2%
Global Equity	202,758.93	195,419.73	(7,339.20)	7%
<b>Total Value</b>	<b>\$1,675,856.27</b>	<b>\$1,578,005.40</b>	<b>(\$97,850.87)</b>	<b>58%</b>

### Asset Categories



Equity as a percentage of your portfolio - 58 %

Market Value/Cost	Current Period Value
Market Value	1,578,005.40
Tax Cost	1,328,116.48
Unrealized Gain/Loss	249,888.92
Estimated Annual Income	27,444.48
Yield	1.73%



SUCC T/W EDGAR WILSON ACCT R74155004  
As of 12/31/15

### Equity Detail

	Price	Quantity	Value	Adjusted Tax Cost Original Cost	Unrealized Gain/Loss	Est Annual Inc Accrued Div	Yield
<b>US Large Cap Equity</b>							
BBH CORE SELECT FD-N 05528X-60-4 BBTE X	20.40	4,158,489	84,833.18	74,312.20	10,520.98		
FMI LARGE CAP FD 302933-20-5 FMIH X	18.61	2,758,724	51,339.85	30,042.50	21,297.35	573.81	1.12%
JPM LARGE CAP GRWTH FD - SEL FUND 3118 4812C0-53-0 SEEG X	35.60	1,419,835	50,546.13	29,705.02	20,841.11		
JPM US LARGE CAP CORE PLUS FD - SEL FUND 1002 4812A2-38-9 JLPS X	26.81	5,512,831	147,799.00	105,136.82	42,662.18	341.79	0.23%
SPDR S&P 500 ETF TRUST 78462F-10-3 SPY	203.87	1,782,000	363,296.34	292,017.05	71,279.29	7,495.09	2.06%
<b>Total US Large Cap Equity</b>			<b>\$697,814.50</b>	<b>\$531,213.59</b>	<b>\$166,600.91</b>	<b>\$8,410.69</b>	<b>1.20%</b>
<b>US Mid Cap Equity</b>							
ISHARES CORE S&P MIDCAP ETF 464287-50-7 IJH	139.32	517,000	72,028.44	45,252.90	26,775.54	1,124.47	1.56%
JPM MID CAP EQ FD - SEL FUND 689 4812A1-26-6 VSNG X	42.68	1,280,458	54,649.95	43,853.23	10,796.72	107.55	0.20%

J.P. Morgan



SUCC T/W EDGAR WILSON ACCT. R74155004  
As of 12/31/15

	Price	Quantity	Value	Adjusted Tax Cost Original Cost	Unrealized Gain/Loss	Est. Annual Inc Accrued Div.	Yield
<b>US Mid Cap Equity</b>							
JPM MKT EXP ENH INDEX FD - SEL FUND 3708 4812C1-63-7 PGMI X	10 19	3,126 493	31,858 96	20,228 41	11,630 55	381 43	1 20%
<b>Total US Mid Cap Equity</b>			<b>\$158,537.35</b>	<b>\$109,334.54</b>	<b>\$49,202.81</b>	<b>\$1,613.45</b>	<b>1.02%</b>
<b>EAFE Equity</b>							
ARTISAN INTL VALUE FD-ADV 04314H-66-7 APDK X	31 70	2,373 798	75,249 40	55,871 49	19,377 91		
ISHA CURR HEDGED MSCI EAFE 46434V-80-3 HEFA	25 40	4,315 000	109,601 00	111,333 79	(1,732 79)	2,856.53	2 61%
ISHARES MSCI EAFE INDEX FUND 464287-46-5 EFA	58 72	1,351 000	79,330 72	81,817 49	(2,486 77)	2,188 62	2 76%
MFS INTL VALUE-I 55273E-82-2 MINI X	35 72	2,917 891	104,227 07	79,280 00	24,947.07	1,555.23	1 49%
OAKMARK INTERNATIONAL-I 413838-20-2 OAKI X	21 36	3,859 517	82,439 28	95,098.50	(12,659 22)	1,914 32	2 32%
<b>Total EAFE Equity</b>			<b>\$450,847.47</b>	<b>\$423,401.27</b>	<b>\$27,446.20</b>	<b>\$8,514.70</b>	<b>1.89%</b>
<b>European Large Cap Equity</b>							
VANGUARD FTSE EUROPE ETF 922042-87-4 VGK	49 88	527 000	26,286 76	28,961 49	(2,674 73)	854 79	3 25%



SUCCESSOR TO EDGAR WILSON ACCT. R74155004  
As of 12/31/15

	Price	Quantity	Value	Adjusted Tax Cost Original Cost	Unrealized Gain/Loss	Est Annual Inc. Accrued Div	Yield
<b>Japanese Large Cap Equity</b>							
BROWN ADV JAPAN ALPHA OPP-IS 115233-57-9 BAFJ X	10.88	4,512,830	49,099,59	49,225.00	(125.41)	4,282.67	8.72%
<b>Global Equity</b>							
JPM GLBL RES ENH INDEX FD - SEL FUND 3457 46637K-51-3 JEIT X	17.84	10,954,021	195,419.73	185,980.59	9,439.14	3,768.18	1.93%



SUCC T/W EDGAR WILSON ACCT R74155004  
As of 12/31/15

### Alternative Assets Summary

Asset Categories	Beginning Estimated Value	Ending Estimated Value	Change In Value	Current Allocation
Hedge Funds	309,747 32	302,424 28	(7,323 04)	11%

### Alternative Assets Detail

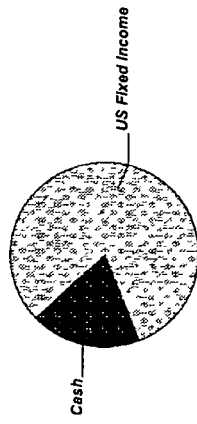
	Price	Quantity	Estimated Value	Cost
<b>Hedge Funds</b>				
EQUINOX FDS TR	9 89	5,429 568	53,698 43	55,273 00
IPM SYSTMATC I				
29446A-71-0 EQIP X				
EQUINOX CAMPBELL STRATEGY-I	11 00	5,256 664	57,823 30	57,191 00
29446A-81-9 EBSI X				
GATEWAY FD-Y	29 71	1,924 833	57,186 79	51,619 81
367829-88-4 GTEY X				
GOTHAM ABSOLUTE RETURN-INS	12 31	4,394,249	54,093 21	58,766 00
360873-13-7 GARI X				
PIMCO UNCONSTRAINED BOND-P	10 31	5,012 543	51,679 32	57,465 21
72201M-45-3 PUCP X				
PRUDENTIAL ABS RET BND-Z	9 40	2,972 684	27,943 23	29,518 75
74441J-82-9 PADZ X				
<b>Total Hedge Funds</b>			<b>\$302,424.28</b>	<b>\$309,833.77</b>



SUCC TAW EDGAR WILSON ACCT R74155004  
As of 12/31/15

## Cash & Fixed Income Summary

Asset Categories	Beginning Market Value	Ending Market Value	Change In Value	Current Allocation
Cash	121,261.61	160,755.28	39,493.67	6%
US Fixed Income	700,218.56	693,259.79	(6,958.77)	25%
<b>Total Value</b>	<b>\$821,480.17</b>	<b>\$854,015.07</b>	<b>\$32,534.90</b>	<b>31%</b>



Market Value/Cost	Current Period Value
Market Value	854,015.07
Tax Cost	863,511.10
Unrealized Gain/Loss	(9,496.03)
Estimated Annual Income	19,778.63
Yield	2.31%

### SUMMARY BY MATURITY

Cash & Fixed Income	Market Value	% of Bond Portfolio
0-6 months <sup>1</sup>	854,015.07	100%

<sup>1</sup> The years indicate the number of years until the bond is scheduled to mature based on the statement end date. Some bonds may be called, or paid in full, before their stated maturity.

### SUMMARY BY TYPE

Cash & Fixed Income	Market Value	% of Bond Portfolio
Cash	160,755.28	18%
Mutual Funds	693,259.79	82%
<b>Total Value</b>	<b>\$854,015.07</b>	<b>100%</b>

Cash & Fixed Income as a percentage of your portfolio - 31%



SUCC T/W EDGAR WILSON ACCT R74155004  
As of 12/31/15

## Cash & Fixed Income Detail

	Price	Quantity	Value	Adjusted Tax Cost Original Cost	Unrealized Gain/Loss	Est Annual Income Accrued Interest	Yield
<b>Cash</b>							
JPM US GOVT INSTL SWEEP FD #3915 7-Day Annualized Yield: 09%	1.00	160,755.28	160,755.28	160,755.28		186.47	0.12%
<b>US Fixed Income</b>							
DODGE & COX INCOME FD 256210-10-5	13.29	4,209.46	55,943.76	56,491.00	(547.24)	1,696.41	3.03%
JPM STRAT INC OPP FD - SEL FUND 3844 4812A4-35-1	11.09	4,816.01	53,409.52	48,828.72	4,580.80	1,834.89	3.44%
JPM CORE BD FD - SEL FUND 3720 4812C0-38-1	11.54	18,361.11	211,887.15	213,684.00	(1,796.85)	4,957.49	2.34%
JPM HIGH YIELD FD - SEL FUND 3580 4812C0-80-3	6.84	6,874.90	47,024.33	52,450.31	(5,425.98)	2,901.20	6.17%
JPM SHORT DURATION BD FD - SEL FUND 3133 4812C1-33-0	10.81	10,364.53	112,040.53	110,499.45	1,541.08	1,015.72	0.91%
JPM UNCONSTRAINED DEBT FD - SELECT FUND 2130 48121A-29-0	9.63	11,017.84	106,101.78	109,554.27	(3,452.49)	4,175.76	3.94%
JPM INFLATION MGD BD FD - SEL FUND 2037 48121A-56-3	10.08	5,145.33	51,864.95	54,489.07	(2,624.12)	725.49	1.40%



SUCC T/W EDGAR WILSON ACCT R74155004  
As of 12/31/15

	Price	Quantity	Value	Adjusted Tax Cost Original Cost	Unrealized Gain/Loss	Est Annual Income Accrued Interest	Yield
<b>US Fixed Income</b>							
DOUBLELINE TOTL RET BND-I 258620-10-3	10.78	5,100.91	54,987.77	56,759.00	(1,771.23)	2,285.20	4.16%
<b>Total US Fixed Income</b>			<b>\$693,259.79</b>	<b>\$702,755.82</b>	<b>(\$9,496.03)</b>	<b>\$19,592.16</b>	<b>2.83%</b>