



See a Social Security Number? Say Something!  
Report Privacy Problems to <https://public.resource.org/privacy>  
Or call the IRS Identity Theft Hotline at 1-800-908-4490



**Return of Private Foundation**  
or Section 4947(a)(1) Trust Treated as Private Foundation

Department of the Treasury  
Internal Revenue Service


▶ Do not enter social security numbers on this form as it may be made public.  
▶ Information about Form 990-PF and its separate instructions is at [www.irs.gov/form990pf](http://www.irs.gov/form990pf).

**For calendar year 2015 or tax year beginning , 2015, and ending , 20**

Name of foundation <b>NALITH, INC</b>		<b>A</b> Employer identification number <b>59-2323680</b>
Number and street (or P O box number if mail is not delivered to street address) <b>13611 S. DIXIE HIGHWAY</b>	Room/suite <b>109-514</b>	<b>B</b> Telephone number (see instructions) <b>(305) 669-9535</b>
City or town, state or province, country, and ZIP or foreign postal code <b>MIAMI, FL 33176</b>		<b>C</b> If exemption application is pending, check here <input type="checkbox"/>
<b>G</b> Check all that apply: <input type="checkbox"/> Initial return <input type="checkbox"/> Initial return of a former public charity <input type="checkbox"/> Final return <input type="checkbox"/> Amended return <input type="checkbox"/> Address change <input type="checkbox"/> Name change		<b>D</b> 1. Foreign organizations, check here <input type="checkbox"/> 2. Foreign organizations meeting the 85% test, check here and attach computation <input type="checkbox"/>
<b>H</b> Check type of organization: <input checked="" type="checkbox"/> Section 501(c)(3) exempt private foundation <input type="checkbox"/> Section 4947(a)(1) nonexempt charitable trust <input type="checkbox"/> Other taxable private foundation		<b>E</b> If private foundation status was terminated under section 507(b)(1)(A), check here <input type="checkbox"/>
<b>I</b> Fair market value of all assets at end of year (from Part II, col. (c), line 16) ▶ \$ <b>5,156,749</b>	<b>J</b> Accounting method: <input checked="" type="checkbox"/> Cash <input type="checkbox"/> Accrual <input type="checkbox"/> Other (specify) _____	<b>F</b> If the foundation is in a 60-month termination under section 507(b)(1)(B), check here <input type="checkbox"/>
<i>(Part I, column (d) must be on cash basis.)</i>		

<b>Part I Analysis of Revenue and Expenses</b> <i>(The total of amounts in columns (b), (c), and (d) may not necessarily equal the amounts in column (a) (see instructions))</i>		(a) Revenue and expenses per books	(b) Net investment income	(c) Adjusted net income	(d) Disbursements for charitable purposes (cash basis only)
<b>Revenue</b>	1 Contributions, gifts, grants, etc., received (attach schedule)				
	2 Check <input type="checkbox"/> if the foundation is not required to attach Sch. B				
	3 Interest on savings and temporary cash investments	2,399	2,399	N/A	
	4 Dividends and interest from securities	137,982	137,982		
	5a Gross rents				
	b Net rental income or (loss)				
	6a Net gain or (loss) from sale of assets not on line 10	19,824			
	b Gross sales price for all assets on line 6a				
	7 Capital gain net income (from Part IV, line 2)		19,824		
	8 Net short-term capital gain				
	9 Income modifications				
	10a Gross sales less returns and allowances				
b Less: Cost of goods sold					
c Gross profit or (loss) (attach schedule)					
11 Other income (attach schedule)					
12 <b>Total. Add lines 1 through 11</b>	<b>160,205</b>	<b>160,205</b>			
<b>Operating and Administrative Expenses</b>	13 Compensation of officers, directors, trustees, etc.	160,576	80,288		80,288
	14 Other employee salaries and wages				
	15 Pension plans, employee benefits				
	16a Legal fees (attach schedule)	6,000	3,000		3,000
	b Accounting fees (attach schedule)	6,000	3,000		3,000
	c Other professional fees (attach schedule)				
	17 Interest				
	18 Taxes (attach schedule) (see instructions)	8,165			
	19 Depreciation (attach schedule) and depletion				
	20 Occupancy				
	21 Travel, conferences, and meetings	9,814	4,907		4,907
	22 Printing and publications				
	23 Other expenses (attach schedule)				
	24 <b>Total operating and administrative expenses. Add lines 13 through 23</b>	<b>190,555</b>	<b>91,195</b>		<b>91,195</b>
	25 Contributions, gifts, grants paid	203,500			203,500
26 <b>Total expenses and disbursements. Add lines 24 and 25</b>	<b>394,055</b>	<b>91,195</b>		<b>294,695</b>	
27 Subtract line 26 from line 12:					
a <b>Excess of revenue over expenses and disbursements</b>	<b>0</b>				
b <b>Net investment income</b> (if negative, enter -0-)		<b>69,010</b>			
c <b>Adjusted net income</b> (if negative, enter -0-)					

SCANNED JUN 30 2016



<b>Part II Balance Sheets</b>		Attached schedules and amounts in the description column should be for end-of-year amounts only. (See instructions.)		Beginning of year	End of year	
				(a) Book Value	(b) Book Value	(c) Fair Market Value
<b>Assets</b>	<b>1</b>	Cash—non-interest-bearing . . . . .		298,583	12,734	12,734
	<b>2</b>	Savings and temporary cash investments . . . . .				
	<b>3</b>	Accounts receivable ▶ Less: allowance for doubtful accounts ▶				
	<b>4</b>	Pledges receivable ▶ Less: allowance for doubtful accounts ▶				
	<b>5</b>	Grants receivable . . . . .				
	<b>6</b>	Receivables due from officers, directors, trustees, and other disqualified persons (attach schedule) (see instructions) . . . . .				
	<b>7</b>	Other notes and loans receivable (attach schedule) ▶ Less: allowance for doubtful accounts ▶				
	<b>8</b>	Inventories for sale or use . . . . .				
	<b>9</b>	Prepaid expenses and deferred charges . . . . .				
	<b>10a</b>	Investments—U.S. and state government obligations (attach schedule)		126		
	<b>b</b>	Investments—corporate stock (attach schedule) . . . . .		5,226,804	4,987,471	5,156,749
	<b>c</b>	Investments—corporate bonds (attach schedule) . . . . .				
	<b>11</b>	Investments—land, buildings, and equipment basis ▶ Less: accumulated depreciation (attach schedule) ▶				
	<b>12</b>	Investments—mortgage loans . . . . .				
	<b>13</b>	Investments—other (attach schedule) . . . . .				
	<b>14</b>	Land, buildings, and equipment: basis ▶ Less: accumulated depreciation (attach schedule) ▶				
<b>15</b>	Other assets (describe ▶ _____ )					
<b>16</b>	<b>Total assets</b> (to be completed by all filers—see the instructions. Also, see page 1, item I) . . . . .		5,525,513	5,000,205	5,169,483	
<b>Liabilities</b>	<b>17</b>	Accounts payable and accrued expenses . . . . .				
	<b>18</b>	Grants payable . . . . .				
	<b>19</b>	Deferred revenue . . . . .				
	<b>20</b>	Loans from officers, directors, trustees, and other disqualified persons				
	<b>21</b>	Mortgages and other notes payable (attach schedule) . . . . .				
	<b>22</b>	Other liabilities (describe ▶ _____ )				
<b>23</b>	<b>Total liabilities</b> (add lines 17 through 22) . . . . .					
<b>Net Assets or Fund Balances</b>	<b>Foundations that follow SFAS 117, check here</b> . . . . . <input type="checkbox"/>		<b>and complete lines 24 through 26 and lines 30 and 31.</b>			
	<b>24</b>	Unrestricted . . . . .		N/A		
	<b>25</b>	Temporarily restricted . . . . .		N/A		
	<b>26</b>	Permanently restricted . . . . .		N/A		
	<b>Foundations that do not follow SFAS 117, check here</b> ▶ <input type="checkbox"/>		<b>and complete lines 27 through 31.</b>			
	<b>27</b>	Capital stock, trust principal, or current funds . . . . .				
	<b>28</b>	Paid-in or capital surplus, or land, bldg., and equipment fund				
	<b>29</b>	Retained earnings, accumulated income, endowment, or other funds				
<b>30</b>	<b>Total net assets or fund balances</b> (see instructions) . . . . .					
<b>31</b>	<b>Total liabilities and net assets/fund balances</b> (see instructions) . . . . .					

<b>Part III Analysis of Changes in Net Assets or Fund Balances</b>			
<b>1</b>	Total net assets or fund balances at beginning of year—Part II, column (a), line 30 (must agree with end-of-year figure reported on prior year's return) . . . . .	<b>1</b>	5,000,205
<b>2</b>	Enter amount from Part I, line 27a . . . . .	<b>2</b>	0
<b>3</b>	Other increases not included in line 2 (itemize) ▶ <b>INCREASE IN VALUE OF SECURITIES</b>	<b>3</b>	169,278
<b>4</b>	Add lines 1, 2, and 3 . . . . .	<b>4</b>	5,169,483
<b>5</b>	Decreases not included in line 2 (itemize) ▶ _____	<b>5</b>	0
<b>6</b>	<b>Total net assets or fund balances at end of year</b> (line 4 minus line 5)—Part II, column (b), line 30 . . . . .	<b>6</b>	5,169,483

**Part IV Capital Gains and Losses for Tax on Investment Income**

(a) List and describe the kind(s) of property sold (e.g., real estate, 2-story brick warehouse, or common stock, 200 shs MLC Co)		(b) How acquired P—Purchase D—Donation	(c) Date acquired (mo., day, yr.)	(d) Date sold (mo., day, yr.)
<b>1a</b>				
<b>b</b>				
<b>c</b>				
<b>d</b>				
<b>e</b>				
(e) Gross sales price	(f) Depreciation allowed (or allowable)	(g) Cost or other basis plus expense of sale	(h) Gain or (loss) (e) plus (f) minus (g)	
<b>a</b>				
<b>b</b>				
<b>c</b>				
<b>d</b>				
<b>e</b>				
Complete only for assets showing gain in column (h) and owned by the foundation on 12/31/69				(i) Gains (Col. (h) gain minus col. (k), but not less than -0-) or Losses (from col. (h))
(j) FMV as of 12/31/69	(k) Adjusted basis as of 12/31/69	(l) Excess of col. (i) over col. (j), if any		
<b>a</b>				
<b>b</b>				
<b>c</b>				
<b>d</b>				
<b>e</b>				
<b>2</b> Capital gain net income or (net capital loss)	{ If gain, also enter in Part I, line 7 If (loss), enter -0- in Part I, line 7 }			<b>2</b>
<b>3</b> Net short-term capital gain or (loss) as defined in sections 1222(5) and (6): If gain, also enter in Part I, line 8, column (c) (see instructions). If (loss), enter -0- in Part I, line 8				<b>3</b> <span style="float: right;">N/A</span>

**Part V Qualification Under Section 4940(e) for Reduced Tax on Net Investment Income**

(For optional use by domestic private foundations subject to the section 4940(a) tax on net investment income.)

If section 4940(d)(2) applies, leave this part blank.

Was the foundation liable for the section 4942 tax on the distributable amount of any year in the base period?  Yes  No  
 If "Yes," the foundation does not qualify under section 4940(e). Do not complete this part.

**1** Enter the appropriate amount in each column for each year; see the instructions before making any entries.

(a) Base period years Calendar year (or tax year beginning in)	(b) Adjusted qualifying distributions	(c) Net value of noncharitable-use assets	(d) Distribution ratio (col. (b) divided by col. (c))
2014			
2013			
2012			
2011			
2010			

<b>2</b> Total of line 1, column (d)	<b>2</b>
<b>3</b> Average distribution ratio for the 5-year base period—divide the total on line 2 by 5, or by the number of years the foundation has been in existence if less than 5 years	<b>3</b>
<b>4</b> Enter the net value of noncharitable-use assets for 2015 from Part X, line 5	<b>4</b>
<b>5</b> Multiply line 4 by line 3	<b>5</b>
<b>6</b> Enter 1% of net investment income (1% of Part I, line 27b)	<b>6</b>
<b>7</b> Add lines 5 and 6	<b>7</b>
<b>8</b> Enter qualifying distributions from Part XII, line 4 If line 8 is equal to or greater than line 7, check the box in Part VI, line 1b, and complete that part using a 1% tax rate. See the Part VI instructions.	<b>8</b>

**Part VI Excise Tax Based on Investment Income (Section 4940(a), 4940(b), 4940(e), or 4948—see instructions)**

<b>1a</b>	Exempt operating foundations described in section 4940(d)(2), check here <input type="checkbox"/> and enter "N/A" on line 1. Date of ruling or determination letter: _____ (attach copy of letter if necessary—see instructions)		
<b>b</b>	Domestic foundations that meet the section 4940(e) requirements in Part V, check here <input type="checkbox"/> and enter 1% of Part I, line 27b	<b>1</b>	1,380
<b>c</b>	All other domestic foundations enter 2% of line 27b. Exempt foreign organizations enter 4% of Part I, line 12, col. (b).		
<b>2</b>	Tax under section 511 (domestic section 4947(a)(1) trusts and taxable foundations only. Others enter -0-)	<b>2</b>	0
<b>3</b>	Add lines 1 and 2	<b>3</b>	1,380
<b>4</b>	Subtitle A (income) tax (domestic section 4947(a)(1) trusts and taxable foundations only. Others enter -0-)	<b>4</b>	0
<b>5</b>	<b>Tax based on investment income.</b> Subtract line 4 from line 3. If zero or less, enter -0-	<b>5</b>	1,380
<b>6 Credits/Payments:</b>			
<b>a</b>	2015 estimated tax payments and 2014 overpayment credited to 2015	<b>6a</b>	2,000
<b>b</b>	Exempt foreign organizations—tax withheld at source	<b>6b</b>	
<b>c</b>	Tax paid with application for extension of time to file (Form 8868)	<b>6c</b>	
<b>d</b>	Backup withholding erroneously withheld	<b>6d</b>	
<b>7</b>	Total credits and payments. Add lines 6a through 6d	<b>7</b>	2,000
<b>8</b>	Enter any <b>penalty</b> for underpayment of estimated tax. Check here <input type="checkbox"/> if Form 2220 is attached	<b>8</b>	
<b>9</b>	<b>Tax due.</b> If the total of lines 5 and 8 is more than line 7, enter <b>amount owed</b>	<b>9</b>	
<b>10</b>	<b>Overpayment.</b> If line 7 is more than the total of lines 5 and 8, enter the <b>amount overpaid</b>	<b>10</b>	620
<b>11</b>	Enter the amount of line 10 to be: <b>Credited to 2016 estimated tax</b> <input type="checkbox"/> <b>Refunded</b> <input type="checkbox"/>	<b>11</b>	620

**Part VII-A Statements Regarding Activities**

	Yes	No
<b>1a</b> During the tax year, did the foundation attempt to influence any national, state, or local legislation or did it participate or intervene in any political campaign?		✓
<b>b</b> Did it spend more than \$100 during the year (either directly or indirectly) for political purposes (see Instructions for the definition)? <i>If the answer is "Yes" to 1a or 1b, attach a detailed description of the activities and copies of any materials published or distributed by the foundation in connection with the activities.</i>		✓
<b>c</b> Did the foundation file <b>Form 1120-POL</b> for this year?		✓
<b>d</b> Enter the amount (if any) of tax on political expenditures (section 4955) imposed during the year: <b>(1)</b> On the foundation. ▶ \$ _____ <b>(2)</b> On foundation managers ▶ \$ _____		
<b>e</b> Enter the reimbursement (if any) paid by the foundation during the year for political expenditure tax imposed on foundation managers. ▶ \$ _____		
<b>2</b> Has the foundation engaged in any activities that have not previously been reported to the IRS? <i>If "Yes," attach a detailed description of the activities.</i>		✓
<b>3</b> Has the foundation made any changes, not previously reported to the IRS, in its governing instrument, articles of incorporation, or bylaws, or other similar instruments? <i>If "Yes," attach a conformed copy of the changes.</i>		✓
<b>4a</b> Did the foundation have unrelated business gross income of \$1,000 or more during the year?		✓
<b>b</b> If "Yes," has it filed a tax return on <b>Form 990-T</b> for this year?		✓
<b>5</b> Was there a liquidation, termination, dissolution, or substantial contraction during the year? <i>If "Yes," attach the statement required by General Instruction T.</i>		✓
<b>6</b> Are the requirements of section 508(e) (relating to sections 4941 through 4945) satisfied either: • By language in the governing instrument, or • By state legislation that effectively amends the governing instrument so that no mandatory directions that conflict with the state law remain in the governing instrument?		✓
<b>7</b> Did the foundation have at least \$5,000 in assets at any time during the year? <i>If "Yes," complete Part II, col. (c), and Part XV</i>	✓	
<b>8a</b> Enter the states to which the foundation reports or with which it is registered (see instructions) ▶		
<b>b</b> If the answer is "Yes" to line 7, has the foundation furnished a copy of Form 990-PF to the Attorney General (or designate) of each state as required by <i>General Instruction G</i> ? <i>If "No," attach explanation</i>	✓	
<b>9</b> Is the foundation claiming status as a private operating foundation within the meaning of section 4942(j)(3) or 4942(j)(5) for calendar year 2015 or the taxable year beginning in 2015 (see instructions for Part XIV)? <i>If "Yes," complete Part XIV</i>		✓
<b>10</b> Did any persons become substantial contributors during the tax year? <i>If "Yes," attach a schedule listing their names and addresses</i>		✓

**Part VII-A Statements Regarding Activities (continued)**

		Yes	No
11	At any time during the year, did the foundation, directly or indirectly, own a controlled entity within the meaning of section 512(b)(13)? If "Yes," attach schedule (see instructions)		✓
12	Did the foundation make a distribution to a donor advised fund over which the foundation or a disqualified person had advisory privileges? If "Yes," attach statement (see instructions)		✓
13	Did the foundation comply with the public inspection requirements for its annual returns and exemption application? Website address ▶ _____	✓	
14	The books are in care of ▶ _____ Telephone no. ▶ _____ Located at ▶ _____ ZIP+4 ▶ _____		
15	Section 4947(a)(1) nonexempt charitable trusts filing Form 990-PF in lieu of Form 1041—Check here. . . . . ▶ <input type="checkbox"/> and enter the amount of tax-exempt interest received or accrued during the year . . . . . ▶ 15		
16	At any time during calendar year 2015, did the foundation have an interest in or a signature or other authority over a bank, securities, or other financial account in a foreign country? . . . . . See the instructions for exceptions and filing requirements for FinCEN Form 114. If "Yes," enter the name of the foreign country ▶ _____		✓

**Part VII-B Statements Regarding Activities for Which Form 4720 May Be Required**

File Form 4720 if any item is checked in the "Yes" column, unless an exception applies.

		Yes	No
1a	During the year did the foundation (either directly or indirectly):		
(1)	Engage in the sale or exchange, or leasing of property with a disqualified person? . . . . . <input type="checkbox"/> Yes <input checked="" type="checkbox"/> No		
(2)	Borrow money from, lend money to, or otherwise extend credit to (or accept it from) a disqualified person? . . . . . <input type="checkbox"/> Yes <input checked="" type="checkbox"/> No		
(3)	Furnish goods, services, or facilities to (or accept them from) a disqualified person? . . . . . <input type="checkbox"/> Yes <input checked="" type="checkbox"/> No		
(4)	Pay compensation to, or pay or reimburse the expenses of, a disqualified person? . . . . . <input type="checkbox"/> Yes <input checked="" type="checkbox"/> No		
(5)	Transfer any income or assets to a disqualified person (or make any of either available for the benefit or use of a disqualified person)? . . . . . <input type="checkbox"/> Yes <input checked="" type="checkbox"/> No		
(6)	Agree to pay money or property to a government official? ( <b>Exception.</b> Check "No" if the foundation agreed to make a grant to or to employ the official for a period after termination of government service, if terminating within 90 days.) . . . . . <input type="checkbox"/> Yes <input checked="" type="checkbox"/> No		
b	If any answer is "Yes" to 1a(1)–(6), did <b>any</b> of the acts fail to qualify under the exceptions described in Regulations section 53.4941(d)-3 or in a current notice regarding disaster assistance (see instructions)? . . . . . Organizations relying on a current notice regarding disaster assistance check here . . . . . ▶ <input type="checkbox"/>	1b	
c	Did the foundation engage in a prior year in any of the acts described in 1a, other than excepted acts, that were not corrected before the first day of the tax year beginning in 2015? . . . . .	1c	✓
2	Taxes on failure to distribute income (section 4942) (does not apply for years the foundation was a private operating foundation defined in section 4942(j)(3) or 4942(j)(5)):		
a	At the end of tax year 2015, did the foundation have any undistributed income (lines 6d and 6e, Part XIII) for tax year(s) beginning before 2015? . . . . . <input type="checkbox"/> Yes <input type="checkbox"/> No If "Yes," list the years ▶ 20____, 20____, 20____, 20____		
b	Are there any years listed in 2a for which the foundation is <b>not</b> applying the provisions of section 4942(a)(2) (relating to incorrect valuation of assets) to the year's undistributed income? (If applying section 4942(a)(2) to all years listed, answer "No" and attach statement—see instructions.) . . . . .	2b	✓
c	If the provisions of section 4942(a)(2) are being applied to <b>any</b> of the years listed in 2a, list the years here. ▶ 20____, 20____, 20____, 20____		
3a	Did the foundation hold more than a 2% direct or indirect interest in any business enterprise at any time during the year? . . . . . <input type="checkbox"/> Yes <input type="checkbox"/> No		
b	If "Yes," did it have excess business holdings in 2015 as a result of (1) any purchase by the foundation or disqualified persons after May 26, 1969; (2) the lapse of the 5-year period (or longer period approved by the Commissioner under section 4943(c)(7)) to dispose of holdings acquired by gift or bequest; or (3) the lapse of the 10-, 15-, or 20-year first phase holding period? ( <i>Use Schedule C, Form 4720, to determine if the foundation had excess business holdings in 2015.</i> ) . . . . .	3b	✓
4a	Did the foundation invest during the year any amount in a manner that would jeopardize its charitable purposes?	4a	✓
b	Did the foundation make any investment in a prior year (but after December 31, 1969) that could jeopardize its charitable purpose that had not been removed from jeopardy before the first day of the tax year beginning in 2015?	4b	✓

**Part VII-B Statements Regarding Activities for Which Form 4720 May Be Required (continued)**

**5a** During the year did the foundation pay or incur any amount to:

(1) Carry on propaganda, or otherwise attempt to influence legislation (section 4945(e))?  Yes  No

(2) Influence the outcome of any specific public election (see section 4955); or to carry on, directly or indirectly, any voter registration drive?  Yes  No

(3) Provide a grant to an individual for travel, study, or other similar purposes?  Yes  No

(4) Provide a grant to an organization other than a charitable, etc., organization described in section 4945(d)(4)(A)? (see instructions)  Yes  No

(5) Provide for any purpose other than religious, charitable, scientific, literary, or educational purposes, or for the prevention of cruelty to children or animals?  Yes  No

**b** If any answer is "Yes" to 5a(1)–(5), did any of the transactions fail to qualify under the exceptions described in Regulations section 53.4945 or in a current notice regarding disaster assistance (see instructions)? **5b**  **6b**

Organizations relying on a current notice regarding disaster assistance check here

**c** If the answer is "Yes" to question 5a(4), does the foundation claim exemption from the tax because it maintained expenditure responsibility for the grant?  Yes  No

If "Yes," attach the statement required by Regulations section 53.4945–5(d).

**6a** Did the foundation, during the year, receive any funds, directly or indirectly, to pay premiums on a personal benefit contract?  Yes  No

**b** Did the foundation, during the year, pay premiums, directly or indirectly, on a personal benefit contract? **6b**

If "Yes" to 6b, file Form 8870

**7a** At any time during the tax year, was the foundation a party to a prohibited tax shelter transaction?  Yes  No

**b** If "Yes," did the foundation receive any proceeds or have any net income attributable to the transaction? **7b**

**Part VIII Information About Officers, Directors, Trustees, Foundation Managers, Highly Paid Employees, and Contractors**

**1 List all officers, directors, trustees, foundation managers and their compensation (see instructions).**

(a) Name and address	(b) Title, and average hours per week devoted to position	(c) Compensation (If not paid, enter -0-)	(d) Contributions to employee benefit plans and deferred compensation	(e) Expense account, other allowances
SEE STATEMENT 4				

**2 Compensation of five highest-paid employees (other than those included on line 1—see instructions). If none, enter "NONE."**

(a) Name and address of each employee paid more than \$50,000	(b) Title, and average hours per week devoted to position	(c) Compensation	(d) Contributions to employee benefit plans and deferred compensation	(e) Expense account, other allowances
SEE STATEMENT 4				

**Total number of other employees paid over \$50,000**

**Part VIII Information About Officers, Directors, Trustees, Foundation Managers, Highly Paid Employees, and Contractors** *(continued)*

**3 Five highest-paid independent contractors for professional services (see instructions). If none, enter "NONE."**

(a) Name and address of each person paid more than \$50,000	(b) Type of service	(c) Compensation
.....		
.....		
.....		
.....		
.....		
.....		
.....		
.....		
.....		
.....		
<b>Total number of others receiving over \$50,000 for professional services</b> . . . . . ▶		

**Part IX-A Summary of Direct Charitable Activities**

List the foundation's four largest direct charitable activities during the tax year. Include relevant statistical information such as the number of organizations and other beneficiaries served, conferences convened, research papers produced, etc.	Expenses
<b>1</b> .....	
.....	
<b>2</b> .....	
.....	
<b>3</b> .....	
.....	
<b>4</b> .....	
.....	

**Part IX-B Summary of Program-Related Investments** (see instructions)

Describe the two largest program-related investments made by the foundation during the tax year on lines 1 and 2	Amount
<b>1</b> .....	
.....	
<b>2</b> .....	
.....	
All other program-related investments. See instructions	
<b>3</b> .....	
.....	
<b>Total.</b> Add lines 1 through 3 . . . . . ▶	

**Part X Minimum Investment Return** (All domestic foundations must complete this part. Foreign foundations, see instructions.)

<b>1</b>	Fair market value of assets not used (or held for use) directly in carrying out charitable, etc., purposes:		
<b>a</b>	Average monthly fair market value of securities . . . . .	<b>1a</b>	5,188,972
<b>b</b>	Average of monthly cash balances . . . . .	<b>1b</b>	104,167
<b>c</b>	Fair market value of all other assets (see instructions) . . . . .	<b>1c</b>	0
<b>d</b>	<b>Total</b> (add lines 1a, b, and c) . . . . .	<b>1d</b>	5,293,139
<b>e</b>	Reduction claimed for blockage or other factors reported on lines 1a and 1c (attach detailed explanation) . . . . .	<b>1e</b>	
<b>2</b>	Acquisition indebtedness applicable to line 1 assets . . . . .	<b>2</b>	0
<b>3</b>	Subtract line 2 from line 1d . . . . .	<b>3</b>	5,293,139
<b>4</b>	Cash deemed held for charitable activities. Enter 1½% of line 3 (for greater amount, see instructions) . . . . .	<b>4</b>	80,897
<b>5</b>	<b>Net value of noncharitable-use assets.</b> Subtract line 4 from line 3. Enter here and on Part V, line 4	<b>5</b>	5,212,242
<b>6</b>	<b>Minimum investment return.</b> Enter 5% of line 5 . . . . .	<b>6</b>	260,612

**Part XI Distributable Amount** (see instructions) (Section 4942(j)(3) and (j)(5) private operating foundations and certain foreign organizations check here  and do not complete this part.)

<b>1</b>	Minimum investment return from Part X, line 6 . . . . .	<b>1</b>	260,612
<b>2a</b>	Tax on investment income for 2015 from Part VI, line 5 . . . . .	<b>2a</b>	
<b>b</b>	Income tax for 2015 (This does not include the tax from Part VI.) . . . . .	<b>2b</b>	
<b>c</b>	Add lines 2a and 2b . . . . .	<b>2c</b>	0
<b>3</b>	Distributable amount before adjustments. Subtract line 2c from line 1 . . . . .	<b>3</b>	260,612
<b>4</b>	Recoveries of amounts treated as qualifying distributions . . . . .	<b>4</b>	0
<b>5</b>	Add lines 3 and 4 . . . . .	<b>5</b>	260,612
<b>6</b>	Deduction from distributable amount (see instructions) . . . . .	<b>6</b>	0
<b>7</b>	<b>Distributable amount</b> as adjusted. Subtract line 6 from line 5. Enter here and on Part XIII, line 1 . . . . .	<b>7</b>	260,612

**Part XII Qualifying Distributions** (see instructions)

<b>1</b>	Amounts paid (including administrative expenses) to accomplish charitable, etc., purposes:		
<b>a</b>	Expenses, contributions, gifts, etc.—total from Part I, column (d), line 26 . . . . .	<b>1a</b>	294,695
<b>b</b>	Program-related investments—total from Part IX-B . . . . .	<b>1b</b>	0
<b>2</b>	Amounts paid to acquire assets used (or held for use) directly in carrying out charitable, etc., purposes . . . . .	<b>2</b>	0
<b>3</b>	Amounts set aside for specific charitable projects that satisfy the:		
<b>a</b>	Suitability test (prior IRS approval required) . . . . .	<b>3a</b>	0
<b>b</b>	Cash distribution test (attach the required schedule) . . . . .	<b>3b</b>	0
<b>4</b>	<b>Qualifying distributions.</b> Add lines 1a through 3b. Enter here and on Part V, line 8, and Part XIII, line 4	<b>4</b>	0
<b>5</b>	Foundations that qualify under section 4940(e) for the reduced rate of tax on net investment income. Enter 1% of Part I, line 27b (see instructions) . . . . .	<b>5</b>	0
<b>6</b>	<b>Adjusted qualifying distributions.</b> Subtract line 5 from line 4 . . . . .	<b>6</b>	294,695

**Note.** The amount on line 6 will be used in Part V, column (b), in subsequent years when calculating whether the foundation qualifies for the section 4940(e) reduction of tax in those years.

**Part XIII Undistributed Income** (see instructions)

		(a) Corpus	(b) Years prior to 2014	(c) 2014	(d) 2015
<b>1</b>	Distributable amount for 2015 from Part XI, line 7				<b>260,612</b>
<b>2</b>	Undistributed income, if any, as of the end of 2015:				
<b>a</b>	Enter amount for 2014 only				
<b>b</b>	Total for prior years 20__ , 20__ , 20__				
<b>3</b>	Excess distributions carryover, if any, to 2015:				
<b>a</b>	From 2010	9,714			
<b>b</b>	From 2011	76,635			
<b>c</b>	From 2012	0			
<b>d</b>	From 2013	(22,568)			
<b>e</b>	From 2014	140,125			
<b>f</b>	<b>Total</b> of lines 3a through e	<b>203,911</b>			
<b>4</b>	Qualifying distributions for 2015 from Part XII, line 4: \$				
<b>a</b>	Applied to 2014, but not more than line 2a				
<b>b</b>	Applied to undistributed income of prior years (Election required—see instructions)				
<b>c</b>	Treated as distributions out of corpus (Election required—see instructions)				
<b>d</b>	Applied to 2015 distributable amount				<b>260,612</b>
<b>e</b>	Remaining amount distributed out of corpus				
<b>5</b>	Excess distributions carryover applied to 2015 (If an amount appears in column (d), the same amount must be shown in column (a).)				
<b>6</b>	<b>Enter the net total of each column as indicated below:</b>				
<b>a</b>	Corpus. Add lines 3f, 4c, and 4e. Subtract line 5	<b>203,911</b>			
<b>b</b>	Prior years' undistributed income. Subtract line 4b from line 2b				
<b>c</b>	Enter the amount of prior years' undistributed income for which a notice of deficiency has been issued, or on which the section 4942(a) tax has been previously assessed				
<b>d</b>	Subtract line 6c from line 6b. Taxable amount—see instructions				
<b>e</b>	Undistributed income for 2014. Subtract line 4a from line 2a. Taxable amount—see instructions				
<b>f</b>	Undistributed income for 2015. Subtract lines 4d and 5 from line 1. This amount must be distributed in 2016				
<b>7</b>	Amounts treated as distributions out of corpus to satisfy requirements imposed by section 170(b)(1)(F) or 4942(g)(3) (Election may be required—see instructions)	0			
<b>8</b>	Excess distributions carryover from 2010 not applied on line 5 or line 7 (see instructions)	0			
<b>9</b>	<b>Excess distributions carryover to 2016.</b> Subtract lines 7 and 8 from line 6a	<b>203,911</b>			
<b>10</b>	Analysis of line 9:				
<b>a</b>	Excess from 2011	76,635			
<b>b</b>	Excess from 2012	0			
<b>c</b>	Excess from 2013	(22,568)			
<b>d</b>	Excess from 2014	140,125			
<b>e</b>	Excess from 2015	10,319			

**Part XIV Private Operating Foundations** (see instructions and Part VII-A, question 9)

- 1a** If the foundation has received a ruling or determination letter that it is a private operating foundation, and the ruling is effective for 2015, enter the date of the ruling . . . ▶ N/A
- b** Check box to indicate whether the foundation is a private operating foundation described in section  4942(j)(3) or  4942(j)(5)

	Tax year				(e) Total
	(a) 2015	(b) 2014	(c) 2013	(d) 2012	
<b>2a</b> Enter the lesser of the adjusted net income from Part I or the minimum investment return from Part X for each year listed . . . . .					
<b>b</b> 85% of line 2a . . . . .					
<b>c</b> Qualifying distributions from Part XII, line 4 for each year listed . . . . .					
<b>d</b> Amounts included in line 2c not used directly for active conduct of exempt activities . . . . .					
<b>e</b> Qualifying distributions made directly for active conduct of exempt activities. Subtract line 2d from line 2c . . . . .					
<b>3</b> Complete 3a, b, or c for the alternative test relied upon					
<b>a</b> "Assets" alternative test—enter:					
<b>(1)</b> Value of all assets					
<b>(2)</b> Value of assets qualifying under section 4942(j)(3)(B)(i) . . . . .					
<b>b</b> "Endowment" alternative test—enter 2/3 of minimum investment return shown in Part X, line 6 for each year listed . . . . .					
<b>c</b> "Support" alternative test—enter:					
<b>(1)</b> Total support other than gross investment income (interest, dividends, rents, payments on securities loans (section 512(a)(5)), or royalties) . . . . .					
<b>(2)</b> Support from general public and 5 or more exempt organizations as provided in section 4942(j)(3)(B)(iii) . . . . .					
<b>(3)</b> Largest amount of support from an exempt organization . . . . .					
<b>(4)</b> Gross investment income . . . . .					

**Part XV Supplementary Information (Complete this part only if the foundation had \$5,000 or more in assets at any time during the year— see instructions.)**

- 1 Information Regarding Foundation Managers:**
- a** List any managers of the foundation who have contributed more than 2% of the total contributions received by the foundation before the close of any tax year (but only if they have contributed more than \$5,000). (See section 507(d)(2) )
- 
- b** List any managers of the foundation who own 10% or more of the stock of a corporation (or an equally large portion of the ownership of a partnership or other entity) of which the foundation has a 10% or greater interest.
- 
- 2 Information Regarding Contribution, Grant, Gift, Loan, Scholarship, etc., Programs:**
- Check here  if the foundation only makes contributions to preselected charitable organizations and does not accept unsolicited requests for funds. If the foundation makes gifts, grants, etc. (see instructions) to individuals or organizations under other conditions, complete items 2a, b, c, and d.
- a** The name, address, and telephone number or e-mail address of the person to whom applications should be addressed.
- 
- b** The form in which applications should be submitted and information and materials they should include:
- 
- c** Any submission deadlines:
- 
- d** Any restrictions or limitations on awards, such as by geographical areas, charitable fields, kinds of institutions, or other factors:







STATEMENT 1

Nalith, Inc. Form 990-PF  
E.I. #59-2323680  
Y.E. December 31, 2015

Legal fees, Accounting fees and other Professional fees, Page 1, Part I, Lines 16(a), 16(b), and 16(c):

Line 16(a) (Legal fees): The legal fees were for services performed for the Review of the Investment Portfolio and investigating potential Program grants.

Line 16(b) (Accounting fees): The accounting fees were for the preparation of the Taxpayer's Financial Statements and for the preparation of the Form 990-PF.

Line 16(c) (Other prof. fees): None

Line 18(a), Page 1, Part I (Taxes): The 2015 Excise Tax on net investment income was \$1,695.00 and the FICA tax paid by the Taxpayer was \$6,470.08.

STATEMENT 2

Nalith, Inc. Form 990-PF  
E.I. #59-2323680  
Y.E. December 31, 2015

Investments and Securities, Page 2, Part II, Lines 10(a); 10(b) and 10(c):

10(b) Investments - corporate stocks:

Stocks: See enclosed Fidelity Statement \$5,156,749.00

STATEMENT 3

Nalith, Inc. Form 990-PF  
E.I. #59-2323680  
Y.E. December 31, 2015

Capital Gains and Losses for tax on investment income: Page 1, Part I, Line 6(a); Page 1, Part I, Line 7(b); and page 3, Part IV

---

See enclosed Fidelity Statement

\$19,824.00

STATEMENT 4

Nalith, Inc. Form 990-PF  
E.I. #59-2323680  
Y.E. December 31, 2015

Page 6, Part VIII, Line 1:

<u>(a) Name and Address</u>	<u>(b) Title and Average Hours Per Week</u>	<u>(c) Compensation</u>	<u>(d) Contributions to Employee Benefit Plans</u>	<u>(e) Expense Account and Other Allowances</u>
Michael Tucker 312 E. Southey Avenue Altoona, PA 16602	President and Director 20 Hours	\$68,960.00	\$ 0	\$ —
Haim Karp 15741 S.W. 83rd Ave. Miami, FL 33157	Director 3 Hours	18,000.00	0	0
Dr. George Eisman 3835 Route 414 Burdett, NY 14818	Director 3 Hours	19,000.00	0	0
David M. Glassberg, Esq. 13611 S. Dixie Highway Miami, FL 33176	Director 3 Hours	21,000.00	0	0
Jeffrey Tucker 10111 S.W. 137 <sup>th</sup> Place Miami, FL 33186	Vice-President and Director 10 hours	<u>33,616.00</u>	<u>0</u>	<u>0</u>
		<u>\$160,576.00</u>	<u>\$ 0</u>	<u>\$ 0</u>

STATEMENT 5

Nalith, Inc. Form 990-PF  
E.I. #59-2323680  
Y.E. December 31, 2015

Page 9, Part XV, Lines 2(b) and 2(d) and 3(a):

The organization receives requests from other qualified charitable organizations who have requested assistance in the promotion of research and development of natural organic farming methods and promotion of vegetarianism and vegetarian lifestyles to enhance good health. The organization's directors meet periodically to evaluate these requests and select causes and organizations qualified under Section 501(c) (3) to which grants will be made.

STATEMENT 6

Nalith, Inc. Form 990-PF  
E.I. #59-2323680  
Y.E. December 31, 2015

Page 10, Part XV, Line 3(a):

<u>Recipient - Name and Address</u>	<u>Amount</u>
See enclosed Schedule	\$203,500.00

All Recipients are not-for-profit organizations or tax-exempt organizations.

047

NALITH GRANTS - October 29, 2016				\$00,000.				March 2016		
ORGANIZATIONS	2009	2010	2011	2012	2013	2014	2015	MARCH	Req.	Grant
Albany Vegetarian Network	2.0	3.0	2.0	5.0	3.0					
American Vegan Society					5.0	5.0	5.0	1.0		
Animal Acres	1.0	2.0	2.0							
Animal Hero Kids					2.0			2.0		
Asheville Vegan Society								1.5		
Cleveland Vegetarian Society							2.0	1.5		
Club Veg							3.0	-		
Coalition For Cancer Prevention	17.5	20.0	30.0	24.0	26.0	24.0	30.0	12.0		
Compassion Over Killing	1.0	2.0		4.0		2.0		1.5		
Compassionate Action for Animals			3.0	0.5		3.0		1.0		
Compassionate Actions Projects			1.0			1.0	2.0	1.0		
Earthsav International	6.0	17.5	8.0	8.0	8.0	8.0	11.0	5.0		
Earthsav Miami	20.5	23.5	4.0	8.0	8.0	8.0	11.0	5.0		
Eco Philosophy Center	8.0	7.0	9.0	11.0	5.0		2.0			
Farm Sanctuary		2.0		8.5				0.5		
Florida Organic Growers		2.0	3.0	2.0						
Florida Voices For Animals	2.0	2.0	2.0			2.0	2.0			
Gentle World		2.0	2.0	2.5						
Go Veggie								3.0		
Healthy Planet of Brevard						4.0	7.0			
Healthy Planet(formerly ES Long Isl)	5.0	6.0	7.0	7.0	8.0	7.0	7.0	2.0		
J. D. E. A.				3.0	4.0					
Institute for Vibrant Living	2.0									
Jewish Vegetarians of North America	4.0				3.0	3.5	3.0	2.5		
Justice For Animal Fund							1.0			
Kwatamoni Holistic Institute		4.0	4.0	5.5	6.0	6.0	6.0	2.0		
Maine Animal Coalition					6.0	4.0	1.5			
Mid Hudson Vegetarian Society	0.5	-								
Narrow Ridge	3.0	3.5	4.5	5.0	6.0	6.0	6.0	2.5		
National Health Assoc. was ANHS	11.0	10.0	5.0	4.0	4.0	2.0	2.5	-		
N Y Coalition for Health School Lunches	13.0	8.0	8.0	9.0	6.0	7.5	7.0	2.5		
North American Vegetarian Society								2.0		
Nutrition Research Foundation					2.0					
Optimum Living Alliance	2.0	2.0	3.5	3.0						
Organic Athlete	2.0	2.0								
Our Hen House			2.0				3.0	1.0		
Peace Advocacy Network			1.0	2.0	2.0		2.0			
Pegasis Foundation-EarthKind		2.0								
Physican Committee Responsible Med				1.0	2.0	2.0		0.5		
Piedmont Farm Animal Refuge							3.0			
Responsible Eating & Living			27.0	8.0	10.0	8.0	9.0	4.0		
Rocky Mountain Animal Defense										
Save The Earth EcoCenter				22.0	19.0	20.0	23.5	12.0		
Sherry Schlueter Foundation	2.0									
Surprise Lake Camp	7.0	3.0		2.0						
The Miami Foundation		1.0	1.0	1.0						
Totally Vegetarian			4.0	2.0						
Towards Freedom/World Fest Event	2.0	5.0	4.0	4.0	3.0	3.0	2.0	1.5		
True North Health							1.0	-		
United Poultry Concerns	1.0		1.0							
University of California	3.0		3.0		5.0		1.5			
VAVA	18.5	22.0	27.0	24.0	26.0	24.0	30.5	12.5		
Vegan Awareness/Action/Vegfest										
Vegan Outreach	6.0	7.0	3.0	2.5	500.0	1.0	1.0	0.5		
Vegetarian Events	11.0						6.0	2.0		
Vegetarian Resource Group	5.0	-								
Vegetarian Society of El Paso										
Vegetarian Society of South Jersey			1.0							
Vegetarian Society of Richmond	0.5		1.0	1.0	0.6					
Vegetarian Society of Hawaii										
Veg Fund.Org			2.0							
VIVA VEGE Society	4.0	6.0	2.0	4.5						
Well Fed World					2.0					
Wildwood Outdoor Education Center										
Woodstock Farm Animal Sanctuary	1.0	3.0	5.0	4.0		2.0				
Y. E. S.	2.0	2.0	1.0	3.0	2.0	2.0	1.0			
Totals	163.5	169.5	197.0	191.0	174.0	80.0	203.5	81.5		-



FIDELITY BROKERAGE SERVICES LLC  
 PO BOX 673000  
 DALLAS, TX 75267-3000

Envelope 9103 000773 08

000773 FIDD5W01 000000 AT 35  
 NALITH INC  
 15741 SW 83RD AVE  
 PALMETTO BAY FL 33157-2252



# 2015 Informational Tax Reporting Statement

NALITH INC

Account No **775-817546** Customer Service 800-544-5704  
 Recipient ID No **\*\*3880** Payer's Fed ID Number 04-3523567

Note: This information is not reported to the IRS. It may assist you in tax return preparation.

Payer's Name and Address  
 NATIONAL FINANCIAL SERVICES LLC  
 499 WASHINGTON BLVD  
 JERSEY CITY, NJ 07310

## 2015 Dividends and Distributions

2015 Dividends and Distributions	2015 Interest Income
1a Total Ordinary Dividends	137,981.77
1b Qualified Dividends	91,504.36
2a Total Capital Gain Distributions (Includes 2b - 2d)	36,193.22 +
2b Unrecap Sec 1250 Gain	0.00
2c Section 1202 Gain	0.00
2d Collectibles (28%) Gain	0.00
3 Nondividend Distributions	4,408.29
4 Federal Income Tax Withheld	0.00
5 Investment Expenses	0.00
6 Foreign Tax Paid	2,000.98
7 Foreign Country or U S Possession	Various
8 Cash/Liquidation Distributions	72,519.52
9 Non-Cash Liquidation Distributions	0.00
10 Exempt Interest/Dividends	0.00
11 Specified Private Activity Bond Interest/Dividends	0.00
12 State	
13 State Identification No	
14 State Tax Withheld	0.00

+ Corporate tax rules tax net capital gains at regular corporate rates.

## 2015 Interest Income

1 Interest Income	2,399.31	9 Specified Private Activity Bond Interest	0.00
2 Early Withdrawal Penalty	0.00	10 Market Discount	0.00
3 Interest on U S Savings Bonds and Treas Obligations	0.00	11 Bond Premium	0.00
4 Federal Income Tax Withheld	0.00	13 Bond Premium on Tax-Exempt Bond	0.00
5 Investment Expenses	0.00	14 Tax-Exempt Bond CUSIP no	0.00
6 Foreign Tax Paid	0.00	15 State	
7 Foreign Country or U S Possession		16 State Identification No	
8 Tax-Exempt Interest	0.00	17 State Tax Withheld	0.00

\*Our records indicate that you are an exempt recipient for 1099 reporting purposes. This statement provided is based on IRS information reporting requirements for individuals as of the preparation date and is NOT furnished to the IRS. You may be subject to different income tax reporting requirements. Please contact your tax advisor if you have any questions.



# 2015 Informational Tax Reporting Statement

NALITH INC  
Account No Z75-317546 Customer Service 800-544-5704  
Recipient ID No \*\*\*3880 Payer's Fed ID Number 04-3523567

Note: This information is not reported to the IRS. It may assist you in tax return preparation.

## 2015 Miscellaneous Income

2 Royalties	0.00	16 State Tax Withheld	0.00
4 Federal Income Tax Withheld	0.00	17 State/Payer's State No	
8 Substitute Payments in Lieu of Dividends or Interest	0.00	18 State Income	0.00

## Summary of 2015 Proceeds From Broker and Barter Exchange Transactions

Sales Price of Stocks, Bonds etc	322,582.24
Federal Income Tax Withheld	0.00
State/Payer's State No	
State Tax Withheld	0.00

## Summary of 2015 Original Issue Discount

Total Original Issue Discount	0.00
Total Original Issue Discount on U.S Treasury Obligations	0.00

Dividends and other distributions sometimes must be reclassified by the issuer. As a result, we may be required to send you a corrected Tax Reporting Statement that may affect the information you report on your tax return

\*Our records indicate that you are an exempt recipient for 1099 reporting purposes. This statement provided is based on IRS information reporting requirements for individuals as of the preparation date and is NOT furnished to the IRS. You may be subject to different income tax reporting requirements. Please contact your tax advisor if you have any questions.





# 2015 Informational Tax Reporting Statement

NALITH INC  
Account No Z75-817548 Customer Service 800-544-5704  
Recipient ID No \*\*\*3680 Payer's Fed ID Number 04-3523567

Note: This information is not reported to the IRS. It may assist you in tax return preparation.

## 2015 Proceeds from Broker and Barter Exchange Transactions

### Short-term transactions

(IRS Form 1099-B box numbers are shown below in bold type)

1a Description of property, Stock or Other Symbol, CUSIP	Quantity	1b Date Acquired	1c Date Sold or Disposed	1d Proceeds	1e Cost or Other Basis (a)	1f Code, if Any	1g Adjustments	Gain/Loss (-)	4 Federal Income Tax Withheld	14 State Tax Withheld	18 State Tax Withheld
COMMUNICATIONS SALES&LEAS INC COM, CSAL, 20341J104											
Cash In Lieu	0 000	04/30/15	04/30/15	17 99	0 00			17 99			
WINDSTREAM HLDGS INCCOM NEW, WIN, 97382A200											
Cash In Lieu	0 333	04/28/15	04/28/15	3 58	4 55			-0 97			
<b>TOTALS</b>				<b>21 57</b>	<b>4 55</b>				<b>0 00</b>		

Short-Term Realized Gain 17.99  
Short-Term Realized Loss -0.97  
Wash Sale Loss Disallowed 0.00  
Market Discount 0.00

\*Our records indicate that you are an exempt recipient for 1099 reporting purposes. This statement provided is based on IRS information reporting requirements for individuals as of the preparation date and is NOT furnished to the IRS. You may be subject to different income tax reporting requirements. Please contact your tax advisor if you have any questions.



# 2015 Informational Tax Reporting Statement

NALITH INC

Account No 775-817546 Customer Service 800-544-5704  
Recipient ID No \*\*-\*\*\*3880 Payer's Fed ID Number 04-3523567

Note: This information is not reported to the IRS. It may assist you in tax return preparation.

## 2015 Proceeds from Broker and Barter Exchange Transactions

(a) Cost or other basis provided may include adjustments including, but not limited to, dividend reinvestment, return of capital/principal, wash sale disallowed, amortization, accretion, acquisition premium, bond premium, market discount, market premium, and option premium

Amortization, accretion, and similar adjustments to cost basis are not provided for short-term instruments, unit investment trusts, or securities of foreign issuers

\*Our records indicate that you are an exempt recipient for 1099 reporting purposes. This statement provided is based on IRS information reporting requirements for individuals as of the preparation date and is NOT furnished to the IRS. You may be subject to different income tax reporting requirements. Please contact your tax advisor if you have any questions.



# 2015 DETAIL INFORMATION

NALITH INC

Account No **Z75-817546** Customer Service. 800-544-5704  
Recipient ID No **\*\*\*\*\*3680** Payer's Fed ID Number. 04-3523567

Note: This information is not reported to the IRS. It may assist you in tax return preparation.

To see an interactive guide to your Fidelity Tax Statement visit [Fidelity.com/taxstatementguides](http://Fidelity.com/taxstatementguides).

## Details of Dividend and Distributions Transactions

### Total Ordinary Dividends and Distributions Detail

Description, Symbol, CUSIP	1a Total Ordinary Dividends (includes 1b) (i)	Dividend Distributions	Short-Term Capital Gain	1b Qualified Dividends	10 Exempt Interest Dividends	11 Specified Private Activity Bond Interest Dividends	6 Foreign Tax Paid
----------------------------	---	---------------------------	----------------------------	---------------------------	---------------------------------	--	-----------------------

#### AMERICAN ELEC PWR CO, AEP, 025537101

03/10/15	1,060.00			1,060.00			
06/10/15	1,060.00			1,060.00			
09/10/15	1,060.00			1,060.00			
12/10/15	1,120.00			1,120.00			
<b>Subtotals</b>	<b>4,300.00</b>			<b>4,300.00</b>			

#### AT&T INC COM ISIN #US00206R1023 SEDOL, T, 00206R102

02/02/15	1,410.00			1,410.00			
05/01/15	1,410.00			1,410.00			
08/03/15	1,410.00			1,410.00			
11/02/15	1,410.00			1,410.00			
<b>Subtotals</b>	<b>5,640.00</b>			<b>5,640.00</b>			

#### BANK OF AMERICA CORP, BAC, 060505104

03/27/15	50.00			50.00			
06/26/15	50.00			50.00			
09/25/15	50.00			50.00			
12/24/15	50.00			50.00			
<b>Subtotals</b>	<b>200.00</b>			<b>200.00</b>			

#### BIG LOTS INC COM ISIN #US0893021032, BIG, 089302103

12/31/15	95.00			95.00			
----------	-------	--	--	-------	--	--	--

#### BLACKROCK CAPITAL INVESTMENT C COM, BKCC, 092533108

01/07/15	420.00	408.07		11.93			
04/03/15	420.00	408.07		11.93			
07/02/15	420.00	408.07		11.93			





# 2015 DETAIL INFORMATION

NALITH INC

Account No **Z75-917546** Customer Service. 800-544-5704  
Recipient ID No **\*\*...3880** Payer's Fed ID Number 04-3523567

Note: This information is not reported to the IRS. It may assist you in tax return preparation.

## Details of Dividend and Distributions Transactions

### Total Ordinary Dividends and Distributions Detail

Description, Symbol, CUSIP	1a Total Ordinary Dividends (includes 1b) (i)	Dividend Distributions	Short-Term Capital Gain	1b Qualified Dividends	10 Exempt Interest Dividends	11 Specified Private Activity Bond Interest Dividends	6 Foreign Tax Paid
----------------------------	---	---------------------------	----------------------------	---------------------------	---------------------------------	--	-----------------------

#### CREDIT SUISSE ASSET MGMT INCOM COM ISIN, CIK, 224916106

11/17/15	110 00	110 00					
12/15/15	110 00	110 00					
<b>Subtotals</b>	<b>1,320.00</b>	<b>1,320.00</b>					

#### DNP SELECT INCOME FD COM ISIN, DNP, 23325P104

02/10/15	181 86	40 73		141 13			
03/10/15	181 86	40 73		141 13			
04/10/15	181 86	40 73		141 13			
05/11/15	181 86	40 73		141 13			
06/10/15	181 86	40 73		141 13			
07/10/15	181 86	40 73		141 13			
08/10/15	181 86	40 73		141 13			
09/10/15	181 86	40 73		141 13			
10/13/15	181 86	40 73		141 13			
11/10/15	650 00	145 60		504 40			
12/10/15	650 00	145 60		504 40			
01/11/16	650 00	145 60		504 40			
<b>Subtotals</b>	<b>3,588.74</b>	<b>803.37</b>		<b>2,783.37</b>			

#### DOMINION RESOURCES INC VA NEW, D, 25746U109

03/20/15	647 50			647 50			
06/20/15	647 50			647 50			
09/20/15	647 50			647 50			
12/20/15	647 50			647 50			
<b>Subtotals</b>	<b>2,590.00</b>			<b>2,590.00</b>			

#### EXXON MOBIL CORP, XOM, 30231G102

03/10/15	1,380 00			1,380 00			
06/10/15	1,460 00			1,460 00			
09/10/15	1,460 00			1,460 00			





# 2015 DETAIL INFORMATION

NALITH INC

Account No Z75-817548 Customer Service 800-544-5704  
Recipient ID No \*\*\*3680 Payer's Fed ID Number 04-3523567

Note: This information is not reported to the IRS. It may assist you in tax return preparation.

## Details of Dividend and Distributions Transactions

### Total Ordinary Dividends and Distributions Detail

Description, Symbol, CUSIP	1a Total Ordinary Dividends (includes 1b) (i)	Dividend Distributions	Short-Term Capital Gain	1b Qualified Dividends	10 Exempt Interest Dividends	11 Specified Private Activity Bond Interest Dividends	6 Foreign Tax Paid
<b>BLACKROCK CAPITAL INVESTMENT C COM, BKCC, 092533108</b>							
10/02/15	420.00	408.07		11.93			
01/07/16	420.00	408.07		11.93			
<b>Subtotals</b>	<b>2,100.00</b>	<b>2,040.35</b>		<b>59.65</b>			
<b>BP PLC ADR (CNV INTO 6 ORD USD0 25 SHS), BP, 055622104</b>							
03/27/15	300.00			300.00			
06/19/15	300.00			300.00			
09/18/15	300.00			300.00			
12/18/15	300.00			300.00			
<b>Subtotals</b>	<b>1,200.00</b>			<b>1,200.00</b>			
<b>COLUMBIA SELIGMAN COM AND INFO CL A, SLMCX, 19766H429</b>							
12/10/15	5,968.18		3,474.08	2,494.10			
<b>COMMUNICATIONS SALES&amp;LEAS INC COM, CSAL, 20341J104</b>							
07/15/15	267.21	267.21					
10/15/15	362.81	362.81					
<b>Subtotals</b>	<b>630.02</b>	<b>630.02</b>					
<b>CREDIT SUISSE ASSET MGMT INCOM COM ISIN, CIK, 224916106</b>							
01/16/15	110.00	110.00					
02/17/15	110.00	110.00					
03/16/15	110.00	110.00					
04/16/15	110.00	110.00					
05/15/15	110.00	110.00					
06/15/15	110.00	110.00					
07/16/15	110.00	110.00					
08/17/15	110.00	110.00					
09/16/15	110.00	110.00					
10/16/15	110.00	110.00					



# 2015 DETAIL INFORMATION

NALITH INC

Account No **775-817546** Customer Service. 800-544-5704  
Recipient ID No **\*\*3680** Payer's Fed ID Number 04-3523567

Note: This information is not reported to the IRS. It may assist you in tax return preparation.

## Details of Dividend and Distributions Transactions

### Total Ordinary Dividends and Distributions Detail

Description, Symbol, CUSIP	1a Total Ordinary Dividends (includes 1b) (i)	Dividend Distributions	Short-Term Capital Gain	1b Qualified Dividends	10 Exempt Interest Dividends	11 Specified Private Activity Bond Interest Dividends	6 Foreign Tax Paid
----------------------------	---	---------------------------	----------------------------	---------------------------	---------------------------------	--	-----------------------

CREDIT SUISSE ASSET MGMT INCOM COM ISIN, CIK, 224916106

11/17/15	110.00	110.00					
12/15/15	110.00	110.00					
<b>Subtotals</b>	<b>1,320.00</b>	<b>1,320.00</b>					

DNP SELECT INCOME FD COM ISIN, DNP, 23325P104

02/10/15	181.86	40.73		141.13			
03/10/15	181.86	40.73		141.13			
04/10/15	181.86	40.73		141.13			
05/11/15	181.86	40.73		141.13			
06/10/15	181.86	40.73		141.13			
07/10/15	181.86	40.73		141.13			
08/10/15	181.86	40.73		141.13			
09/10/15	181.86	40.73		141.13			
10/13/15	181.86	40.73		141.13			
11/10/15	650.00	145.60		504.40			
12/10/15	650.00	145.60		504.40			
01/11/16	650.00	145.60		504.40			
<b>Subtotals</b>	<b>3,588.74</b>	<b>803.37</b>		<b>2,783.37</b>			

DOMINION RESOURCES INC VA NEW, D, 25746U109

03/20/15	647.50			647.50			
06/20/15	647.50			647.50			
09/20/15	647.50			647.50			
12/20/15	647.50			647.50			
<b>Subtotals</b>	<b>2,590.00</b>			<b>2,590.00</b>			

EXXON MOBIL CORP, XOM, 30231G102

03/10/15	1,380.00			1,380.00			
06/10/15	1,460.00			1,460.00			
09/10/15	1,460.00			1,460.00			





# 2015 DETAIL INFORMATION

NALITH INC

Account No 775-817546 Customer Service 800-544-5704  
Recipient ID No \*\*\*3680 Payer's Fed ID Number 04-3523567

Note: This information is not reported to the IRS. It may assist you in tax return preparation.

## Details of Dividend and Distributions Transactions

### Total Ordinary Dividends and Distributions Detail

Date	Description, Symbol, CUSIP	1a Total Ordinary Dividends (includes 1b) (i)	Dividend Distributions	Short-Term Capital Gain	1b Qualified Dividends	10 Exempt Interest Dividends	11 Specified Private Activity Bond Interest Dividends	6 Foreign Tax Paid
------	----------------------------	---	------------------------	-------------------------	------------------------	------------------------------	---	--------------------

EXXON MOBIL CORP, XOM, 30231G102

12/10/15		1,460.00			1,460.00			
<b>Subtotals</b>		<b>5,760.00</b>			<b>5,760.00</b>			

FIDELITY FLOATING RATE HIGH INCOME, FFRHX, 315916783

01/30/15		615.47	615.47					
02/27/15		548.39	548.39					
03/31/15		653.55	653.55					
04/30/15		599.21	599.21					
05/29/15		618.98	618.98					
06/30/15		593.76	593.76					
07/31/15		629.08	629.08					
08/31/15		626.95	626.95					
09/30/15		612.97	612.97					
10/30/15		647.88	647.88					
11/30/15		631.80	631.80					
12/31/15		1,017.55	1,017.55					
<b>Subtotals</b>		<b>7,795.59</b>	<b>7,795.59</b>					

FIDELITY GLOBAL COMMODITY STOCK FUND, FFGCX, 31618H606

12/04/15		966.91			966.91			37.35
----------	--	--------	--	--	--------	--	--	-------

FIDELITY INSTL TREAS ONLY PORT CL I, FSIXX, 233809300

01/30/15		4.29	4.29					
02/27/15		3.88	3.88					
03/31/15		4.29	4.29					
04/30/15		3.23	3.23					
05/29/15		2.51	2.51					
06/30/15		2.43	2.43					
07/31/15		2.51	2.51					
08/31/15		2.51	2.51					



# 2015 DETAIL INFORMATION

NALITH INC

Account No **Z75-817546** Customer Service. 800-544-5704  
Recipient ID No **\*\*...3680** Payer's Fed ID Number. 04-3523567

Note: This information is not reported to the IRS. It may assist you in tax return preparation.

## Details of Dividend and Distributions Transactions

### Total Ordinary Dividends and Distributions Detail

Description, Symbol, CUSIP	1a Total Ordinary Dividends (includes 1b) (i)	Dividend Distributions	Short-Term Capital Gain	1b Qualified Dividends	10 Exempt Interest Dividends	11 Specified Private Activity Bond Interest Dividends	6 Foreign Tax Paid
FIDELITY INSTL TREAS ONLY PORT CL I, FSIXX, 233809300							
09/30/15	2.43	2.43					
10/30/15	2.51	2.51					
11/30/15	2.43	2.43					
12/31/15	4.04	4.04					
<b>Subtotals</b>	<b>37.06</b>	<b>37.06</b>					
FIDELITY INVESTMENT GRADE, FBNDX, 316146109							
01/30/15	794.45	794.45					
02/27/15	716.32	716.32					
03/31/15	761.51	761.51					
04/30/15	730.30	730.30					
05/29/15	784.29	784.29					
06/30/15	755.68	755.68					
07/31/15	812.89	812.89					
08/31/15	790.50	790.50					
09/30/15	882.99	882.99					
10/30/15	798.68	798.68					
11/30/15	791.56	791.56					
12/31/15	786.65	786.65					
<b>Subtotals</b>	<b>9,405.82</b>	<b>9,405.82</b>					

### FIDELITY SHORT TERM BOND, FSHBX, 316146208

01/30/15	429.98	429.98					
02/27/15	335.04	335.04					
03/31/15	455.55	455.55					
04/30/15	450.48	450.48					
05/29/15	445.54	445.54					
06/30/15	443.40	443.40					
07/31/15	455.34	455.34					
08/31/15	411.36	411.36					





# 2015 DETAIL INFORMATION

NALITH INC

Account No 275-817546 Customer Service 800-544-5704  
Recipient ID No \*\*...3680 Payer's Fed ID Number 04-3523567

Note: This information is not reported to the IRS. It may assist you in tax return preparation.

## Details of Dividend and Distributions Transactions

### Total Ordinary Dividends and Distributions Detail

Description, Symbol, CUSIP	1a Total Ordinary Dividends (includes 1b) (i)	Dividend Distributions	Short-Term Capital Gain	1b Qualified Dividends	10 Exempt Interest Dividends	11 Specified Private Activity Bond Interest Dividends	6 Foreign Tax Paid
----------------------------	---	------------------------	-------------------------	------------------------	------------------------------	---	--------------------

#### FIDELITY SHORT TERM BOND, FSHBX, 316146208

09/30/15	382.54	382.54					
10/30/15	366.73	366.73					
11/30/15	188.03	188.03					
12/31/15	398.25	398.25					
<b>Subtotals</b>	<b>4,762.24</b>	<b>4,762.24</b>					

#### FIDELITY STRATEGIC INCOME, FSICX, 31638R303

01/30/15	308.96	308.96					
02/27/15	273.65	273.65					
03/31/15	355.57	355.57					
04/30/15	338.51	338.51					
05/29/15	303.78	303.78					
06/30/15	292.04	292.04					
07/31/15	306.40	306.40					
08/31/15	305.57	305.57					
09/30/15	285.17	285.17					
10/30/15	327.10	327.10					
11/30/15	285.09	285.09					
12/31/15	367.94	367.94					
<b>Subtotals</b>	<b>3,749.78</b>	<b>3,749.78</b>					

#### FIRST TRISE CHINDIA INDEX FD, FNI, 33733A102

06/30/15	61.36	61.36					
09/30/15	49.92	49.92					
12/31/15	30.24	30.24					
<b>Subtotals</b>	<b>141.52</b>	<b>141.52</b>					

#### FLAHERTY & CRUMRINE PFD INCOME FD INC, PFD, 338480106

01/30/15	450.00	119.84					330.16
02/27/15	450.00	119.84					330.16



# 2015 DETAIL INFORMATION

NALITH INC

Account No **Z75-817546** Customer Service. 800-544-5704  
Recipient ID No **\*\*3680** Payer's Fed ID Number 04-3523567

Note: This information is not reported to the IRS. It may assist you in tax return preparation.

## Details of Dividend and Distributions Transactions

### Total Ordinary Dividends and Distributions Detail

Description, Symbol, CUSIP	1a Total Ordinary Dividends (Includes 1b) (i)	Dividend Distributions	Short-Term Capital Gain	1b Qualified Dividends	10 Exempt Interest Dividends	11 Specified Private Activity Bond Interest Dividends	6 Foreign Tax Paid
FLAHERTY & CRUMRINE PFD INCOME FD INC, PFD, 338480106							
03/31/15	450.00	119.84		330.16			
04/30/15	450.00	119.84		330.16			
05/29/15	450.00	119.84		330.16			
06/30/15	450.00	119.84		330.16			
07/31/15	450.00	119.84		330.16			
08/31/15	450.00	119.84		330.16			
09/30/15	450.00	119.84		330.16			
10/30/15	450.00	119.84		330.16			
11/30/15	450.00	119.84		330.16			
12/31/15	450.00	123.17		326.83			
<b>Subtotals</b>	<b>5,400.00</b>	<b>1,441.41</b>		<b>3,958.59</b>			

### GENERAL ELECTRIC CO, GE, 369604103

01/26/15	460.00			460.00			
04/27/15	460.00			460.00			
07/27/15	460.00			460.00			
10/26/15	460.00			460.00			
<b>Subtotals</b>	<b>1,840.00</b>			<b>1,840.00</b>			

### GENERAL MTRS CO COM ISIN #US37045V1008, GM, 37045V100

12/29/15	360.00			360.00			
----------	--------	--	--	--------	--	--	--

### GLOBAL X FUNDS GLOBAL X SUPERDIV ETF, SDIV, 37950E549

02/11/15	303.75	165.38		138.37			2.50
03/11/15	303.75	165.38		138.37			2.50
04/13/15	303.75	165.38		138.37			2.50
05/12/15	303.75	165.38		138.37			2.50
06/10/15	303.75	165.38		138.37			2.50
07/13/15	303.75	165.38		138.37			2.50
08/12/15	303.75	165.38		138.37			2.50





# 2015 DETAIL INFORMATION

NALITH INC

Account No **Z75-817546** Customer Service. 800-544-5704  
Recipient ID No **\*\*\*\*3880** Payer's Fed ID Number 04-3523567

Note: This information is not reported to the IRS. It may assist you in tax return preparation.

## Details of Dividend and Distributions Transactions

### Total Ordinary Dividends and Distributions Detail

Description, Symbol, CUSIP	1a Total Ordinary Dividends (includes 1b) (i)	Dividend Distributions	Short-Term Capital Gain	1b Qualified Dividends	10 Exempt Interest Dividends	11 Specified Private Activity Bond Interest Dividends	6 Foreign Tax Paid
<b>GLOBAL X FUNDS GLOBAL X SUPERDIV ETF, SDIV, 37950E549</b>							
09/11/15	303.75	165.38		138.37			2.50
10/13/15	303.75	165.38		138.37			2.50
11/12/15	303.75	165.38		138.37			2.50
12/10/15	303.75	165.38		138.37			2.50
01/08/16	303.75	165.38		138.37			2.50
<b>Subtotals</b>	<b>3,645.00</b>	<b>1,984.56</b>		<b>1,660.44</b>			<b>30.00</b>
<b>GUGGENHEIM MULTI ASSET INCOME ETF, CVY, 18383M506</b>							
03/31/15	794.11	189.88		604.23			
06/30/15	715.09	170.99		544.10			
09/30/15	851.40	501.57		349.83			
12/31/15	751.80	442.89		308.91			
<b>Subtotals</b>	<b>3,112.40</b>	<b>1,305.33</b>		<b>1,807.07</b>			
<b>HATTERAS FINL CORP COM ISIN, HTS, 41902R103</b>							
04/24/15	1,000.00	1,000.00					
07/24/15	1,000.00	1,000.00					
10/23/15	900.00	900.00					
01/22/16	900.00	900.00					
<b>Subtotals</b>	<b>3,800.00</b>	<b>3,800.00</b>					
<b>INTEL CORP, INTC, 458140100</b>							
03/01/15	240.00			240.00			
06/01/15	240.00			240.00			
09/01/15	240.00			240.00			
12/01/15	240.00			240.00			
<b>Subtotals</b>	<b>960.00</b>			<b>960.00</b>			

000773 FIDSW01 014767



# 2015 DETAIL INFORMATION

Account No Z75-917548 Customer Service. 800-544-5704  
Recipient ID No \*\*\*\*\*3680 Payer's Fed ID Number 04-3523567

NALITH INC

Note: This information is not reported to the IRS. It may assist you in tax return preparation.

## Details of Dividend and Distributions Transactions

### Total Ordinary Dividends and Distributions Detail

Description, Symbol, CUSIP	1a Total Ordinary Dividends (includes 1b) (i)	Dividend Distributions	Short-Term Capital Gain	1b Qualified Dividends	10 Exempt Interest Dividends	11 Specified Private Activity Bond Interest Dividends	6 Foreign Tax Paid
----------------------------	---	------------------------	-------------------------	------------------------	------------------------------	---	--------------------

#### INVESCO MORTGAGE CAPITAL INC COM, IVR, 46131B100

01/27/15	173 31	173 31					
04/28/15	450 00	450 00					
07/28/15	450 00	450 00					
10/27/15	400 00	400 00					
01/26/16	142 15	142 15					
<b>Subtotals</b>	<b>1,615.46</b>	<b>1,615.46</b>					

#### ISHARES RUSSELL 1000 GROWTH ETF, IWF, 464287614

07/09/15	347 60			347 60			
10/01/15	309 22			309 22			
12/31/15	382 37			382 37			
<b>Subtotals</b>	<b>1,039.19</b>			<b>1,039.19</b>			

#### ISHARES S&P MID CAP 400 GROWTH ETF, IJK, 464287606

03/31/15	268 09	99 95		168.14			
06/30/15	233 96	52 84		181 12			
10/01/15	265 68	60 00		205 68			
12/31/15	367 21	82 93		284 28			
<b>Subtotals</b>	<b>1,134.94</b>	<b>295.72</b>		<b>839.22</b>			

#### ISHARES S&P MIDCAP 400 VALUE ETF, IJJ, 464287705

03/31/15	297 79	1 89		295 90			
06/30/15	354 60	13 81		340 79			
10/01/15	374 99	14 60		360 39			
12/31/15	495 50	19 29		476 21			
<b>Subtotals</b>	<b>1,522.88</b>	<b>49.59</b>		<b>1,473.29</b>			





# 2015 DETAIL INFORMATION

NALITH INC

Account No 275-817546 Customer Service 800-544-5704  
Recipient ID No \*\*-\*\*\*3580 Payer's Fed ID Number 04-3523567

Note: This information is not reported to the IRS. It may assist you in tax return preparation.

## Details of Dividend and Distributions Transactions

### Total Ordinary Dividends and Distributions Detail

Description, Symbol, CUSIP	1a Total Ordinary Dividends (includes 1b) (i)	Dividend Distributions	Short-Term Capital Gain	1b Qualified Dividends	10 Exempt Interest Dividends	11 Specified Private Activity Bond Interest Dividends	6 Foreign Tax Paid
<b>ISHARES S&amp;P SMALLCAP GROWTH ETF, IJT, 464287887</b>							
03/31/15	252.77	44.16		208.61			
06/30/15	281.15	91.01		190.14			
10/01/15	264.07	85.48		178.59			
12/31/15	419.82	135.89		283.93			
<b>Subtotals</b>	<b>1,217.81</b>	<b>356.54</b>		<b>861.27</b>			
<b>ISHARES S&amp;P SMALLCAP 600 VALUE ETF, IJS, 464287879</b>							
03/31/15	393.68	31.35		362.33			
06/30/15	279.18	19.75		259.43			
10/01/15	293.47	20.76		272.71			
12/31/15	356.84	25.24		331.60			
<b>Subtotals</b>	<b>1,323.17</b>	<b>97.10</b>		<b>1,226.07</b>			
<b>ISHARES S&amp;P 500 VALUE ETF, IVE, 464287408</b>							
03/31/15	384.24			384.24			
06/30/15	351.21			351.21			
10/01/15	382.58			382.58			
12/31/15	418.78			418.78			
<b>Subtotals</b>	<b>1,536.81</b>			<b>1,536.81</b>			
<b>ISHARES TR MRG RLES CP ETF, REM, 464288539</b>							
06/30/15	305.93	279.86		26.07			
10/01/15	270.83	247.75		23.08			
12/31/15	269.00	246.08		22.92			
<b>Subtotals</b>	<b>845.76</b>	<b>773.69</b>		<b>72.07</b>			
<b>ISHARES TR US OIL EQ&amp;SVETF, IEZ, 464288844</b>							
03/31/15	21.78			21.78			
06/30/15	16.04	0.56		15.48			



# 2015 DETAIL INFORMATION

NALITH INC

Account No 775-817546 Customer Service. 800-544-5704  
Recipient ID No \*\*\*3880 Payer's Fed ID Number. 04-3523567

Note: This information is not reported to the IRS. It may assist you in tax return preparation.

## Details of Dividend and Distributions Transactions

### Total Ordinary Dividends and Distributions Detail

Description, Symbol, CUSIP	1a Total Ordinary Dividends (includes 1b) (i)	Dividend Distributions	Short-Term Capital Gain	1b Qualified Dividends	10 Exempt Interest Dividends	11 Specified Private Activity Bond Interest Dividends	6 Foreign Tax Paid
<b>ISHARES TR US OIL EQ&amp;SV ETF, IEZ, 464288844</b>							
10/01/15	16.19	0.58		15.61			
12/31/15	14.54	0.52		14.02			
<b>Subtotals</b>	<b>88.85</b>	<b>1.66</b>		<b>88.89</b>			
<b>JOHNSON &amp; JOHNSON, JNJ, 478160104</b>							
12/08/15	375.00			375.00			
<b>MARKET VECTORS ETF TRUST GLOBAL, GEX, 57061R593</b>							
12/28/15	102.90	41.13		61.77			
<b>MERCK &amp; CO INC NEW COM, MRK, 58933Y105</b>							
01/08/15	518.85			518.85			
04/08/15	518.85			518.85			
07/08/15	518.85			518.85			
10/07/15	518.85			518.85			
<b>Subtotals</b>	<b>2,076.40</b>			<b>2,076.40</b>			
<b>POWERSHARES DWA MOMENTUM ISIN, PDP, 73935X153</b>							
03/31/15	141.06			141.06			
06/30/15	162.36			162.36			
09/30/15	99.33			99.33			
12/31/15	77.16			77.16			
<b>Subtotals</b>	<b>479.91</b>			<b>479.91</b>			
<b>POWERSHARES EXCH TRADED FD TR II DWA, PIZ, 73936Q108</b>							
06/30/15	304.83			304.83			38.46
12/31/15	136.83			136.83			17.26
<b>Subtotals</b>	<b>441.66</b>			<b>441.66</b>			<b>55.72</b>





# 2015 DETAIL INFORMATION

NALITH INC

Account No 275-817546 Customer Service 800-544-5704  
Recipient ID No \*\*-\*\*\*3680 Payer's Fed ID Number 04-3523567

Note: This information is not reported to the IRS. It may assist you in tax return preparation.

## Details of Dividend and Distributions Transactions

### Total Ordinary Dividends and Distributions Detail

Description, Symbol, CUSIP	1a Total Ordinary Dividends (includes 1b) (i)	Dividend Distributions	Short-Term Capital Gain	1b Qualified Dividends	10 Exempt Interest Dividends	11 Specified Private Activity Bond Interest Dividends	6 Foreign Tax Paid
<b>PRECISION DRILLING CORP COM 2010 ISIN, PDS, 74022D308</b>							
03/12/15	189.62			189.62			47.40
05/29/15	191.81			191.81			47.95
08/21/15	182.47			182.47			45.62
11/18/15	179.75			179.75			44.94
<b>Subtotals</b>	<b>743.65</b>			<b>743.65</b>			<b>185.91</b>
<b>PROSHARES TRUST ULTRA FINANCIALS NEW, UYG, 74347X633</b>							
04/02/15	15.14			15.14			
07/02/15	18.65			18.65			
10/01/15	20.40			20.40			
12/31/15	48.13			48.13			
<b>Subtotals</b>	<b>102.32</b>			<b>102.32</b>			
<b>PRUDENTIAL JENNISON VALUE CLASS A, PBEAX, 74440N102</b>							
12/16/15	1,493.06			1,493.06			
<b>ROYAL DUTCH SHELL ADR EA REP 2 CL A, RDSA, 780259206</b>							
03/20/15	2,820.00			2,820.00			423.00
06/22/15	2,820.00			2,820.00			423.00
09/21/15	2,820.00			2,820.00			423.00
12/18/15	2,820.00			2,820.00			423.00
<b>Subtotals</b>	<b>11,280.00</b>			<b>11,280.00</b>			<b>1,692.00</b>
<b>RYDEX ETF TRUST GUGGENHEIM S&amp;P 500 EQUAL, RSP, 78355W106</b>							
03/31/15	1,305.46			1,305.46			
06/30/15	1,272.45			1,272.45			
09/30/15	1,286.05			1,286.05			
12/31/15	1,348.15			1,348.15			
<b>Subtotals</b>	<b>5,212.11</b>			<b>5,212.11</b>			



# 2015 DETAIL INFORMATION

Account No 775-817546 Customer Service 800-544-5704  
Recipient ID No \*\*\*3680 Payer's Fed ID Number 04-3523567

NALITH INC

Note: This information is not reported to the IRS. It may assist you in tax return preparation.

## Details of Dividend and Distributions Transactions

### Total Ordinary Dividends and Distributions Detail

Description, Symbol, CUSIP	1a Total Ordinary Dividends (includes 1b) (i)	Dividend Distributions	Short-Term Capital Gain	1b Qualified Dividends	10 Exempt Interest Dividends	11 Specified Private Activity Bond Interest Dividends	6 Foreign Tax Paid
<b>Schwab Strategic TR US Broad Mkt ETF, SCHB, 808524102</b>							
06/26/15	551.80	25.77		526.03			
09/25/15	472.60	22.08		450.52			
12/28/15	499.20	23.32		475.88			
<b>Subtotals</b>	<b>1,523.60</b>	<b>71.17</b>		<b>1,452.43</b>			
<b>Sector SPDR TR SHS Ben Int Energy, XLE, 81369Y506</b>							
03/30/15	584.46	43.45		541.01			
06/29/15	577.51	42.93		534.58			
09/28/15	542.66	40.34		502.32			
12/29/15	615.44	45.75		569.69			
<b>Subtotals</b>	<b>2,320.07</b>	<b>172.47</b>		<b>2,147.60</b>			
<b>Sector SPDR TR SHS Ben Int Financial, XLF, 81369Y605</b>							
12/29/15	149.84	41.68		108.16			
<b>SPDR SER TR S&amp;P Metals &amp; Mng ETF, XME, 78464A755</b>							
03/30/15	17.33	5.65		11.68			
06/29/15	22.44	7.31		15.13			
09/28/15	27.73	9.04		18.69			
12/29/15	41.70	13.59		28.11			
<b>Subtotals</b>	<b>109.20</b>	<b>35.59</b>		<b>73.61</b>			
<b>SPDR SER TR S&amp;P Oil &amp; Gas Expl &amp; Prodn, XOP, 78464A730</b>							
03/30/15	25.91	13.23		12.68			
06/29/15	30.79	15.72		15.07			
09/28/15	30.36	15.50		14.86			
12/29/15	23.76	12.13		11.63			
<b>Subtotals</b>	<b>110.82</b>	<b>56.58</b>		<b>54.24</b>			





NALITH INC

# 2015 DETAIL INFORMATION

Account No **Z75-817546** Customer Service. 800-544-5704  
Recipient ID No **\*\*3680** Payer's Fed ID Number. 04-3523567

Note: This information is not reported to the IRS. It may assist you in tax return preparation.

## Details of Dividend and Distributions Transactions

### Total Ordinary Dividends and Distributions Detail

Description, Symbol, CUSIP	1a Total Ordinary Dividends (includes 1b) (i)	Dividend Distributions	Short-Term Capital Gain	1b Qualified Dividends	10 Exempt Interest Dividends	11 Specified Private Activity Bond Interest Dividends	6 Foreign Tax Paid
SPDR SER TR S&P REGL BKG ETF, KRE, 78464A698							
03/30/15	154.37	9.53		144.84			
06/29/15	183.06	11.31		171.75			
09/28/15	181.99	11.24		170.75			
12/29/15	234.43	14.48		219.95			
<b>Subtotals</b>	<b>753.85</b>	<b>46.56</b>		<b>707.29</b>			
SPECTRA ENERGY CORP COM, SE, 847560109							
03/10/15	670.07			670.07			
06/09/15	670.07			670.07			
09/09/15	670.07			670.07			
12/08/15	670.07			670.07			
<b>Subtotals</b>	<b>2,680.28</b>			<b>2,680.28</b>			
TECO ENERGY INC, TE, 872375100							
03/02/15	495.00			495.00			
05/28/15	495.00			495.00			
08/28/15	495.00			495.00			
11/30/15	495.00			495.00			
<b>Subtotals</b>	<b>1,980.00</b>			<b>1,980.00</b>			
UNILEVER PLC SPON ADR NEW, UL, 904767704							
03/11/15	990.90			990.90			
06/03/15	957.00			957.00			
09/09/15	984.60			984.60			
12/09/15	1,030.50			1,030.50			
<b>Subtotals</b>	<b>3,963.00</b>			<b>3,963.00</b>			

02/28/2016 01:47:01



# 2015 DETAIL INFORMATION

NALITH INC

Account No **Z75-917548** Customer Service. 800-544-5704  
Recipient ID No **\*\*3880** Payer's Fed ID Number 04-3523567

Note: This information is not reported to the IRS. It may assist you in tax return preparation.

## Details of Dividend and Distributions Transactions

### Total Ordinary Dividends and Distributions Detail

Description, Symbol, CUSIP	1a Total Ordinary Dividends (Includes 1b) (i)	Dividend Distributions	Short-Term Capital Gain	1b Qualified Dividends	10 Exempt Interest Dividends	11 Specified Private Activity Bond Interest Dividends	6 Foreign Tax Paid
<b>VANGUARD INDEX FDS MID-CAP VALUE INDEX, VOE, 922908512</b>							
03/31/15	54.00	4.20		49.80			
09/29/15	2,386.00	185.16		2,200.84			
12/30/15	1,076.00	83.50		992.50			
<b>Subtotals</b>	<b>3,516.00</b>	<b>272.86</b>		<b>3,243.14</b>			
<b>WESTAR ENERGY INC COM, WR, 95709T100</b>							
01/02/15	700.00			700.00			
04/01/15	720.00			720.00			
07/01/15	720.00			720.00			
10/01/15	720.00			720.00			
<b>Subtotals</b>	<b>2,860.00</b>			<b>2,860.00</b>			
<b>WINDSTREAM HLDGS INC COM NEW, WIN, 97382A200</b>							
07/15/15	66.35			66.35			
10/15/15	90.15			90.15			
<b>Subtotals</b>	<b>156.50</b>			<b>156.50</b>			
<b>WINDSTREAM HLDGS INC USD0 0001 1 FOR 6, 97382A101</b>							
01/15/15	902.00			902.00			
04/15/15	902.00			902.00			
04/24/15	237.77			237.77			
<b>Subtotals</b>	<b>2,041.77</b>			<b>2,041.77</b>			
<b>XCEL ENERGY INC COM, XEL, 98389B100</b>							
01/20/15	900.00			900.00			
04/20/15	960.00			960.00			
07/20/15	960.00			960.00			
10/20/15	960.00			960.00			
<b>Subtotals</b>	<b>3,780.00</b>			<b>3,780.00</b>			





# 2015 DETAIL INFORMATION

NALITH INC

Account No **Z75-817546** Customer Service 800-544-5704  
Recipient ID No **\*\*\*3880** Payer's Fed ID Number 04-3523567

Note: This information is not reported to the IRS. It may assist you in tax return preparation.

## Details of Dividend and Distributions Transactions

### Total Ordinary Dividends and Distributions Detail

Description, Symbol, CUSIP	1a Total Ordinary Dividends (includes 1b) (i)	Dividend Distributions	Short-Term Capital Gain	1b Qualified Dividends	10 Exempt Interest Dividends	11 Specified Private Activity Bond Interest Dividends	6 Foreign Tax Paid
<b>SPDR SER TR S&amp;P REGL BKG ETF, KRE, 78464A698</b>							
03/30/15	154.37	9.53		144.84			
06/29/15	183.06	11.31		171.75			
09/28/15	181.99	11.24		170.75			
12/29/15	234.43	14.48		219.95			
<b>Subtotals</b>	<b>753.85</b>	<b>48.56</b>		<b>707.29</b>			
<b>SPECTRA ENERGY CORP COM, SE, 847560109</b>							
03/10/15	670.07			670.07			
06/09/15	670.07			670.07			
09/09/15	670.07			670.07			
12/08/15	670.07			670.07			
<b>Subtotals</b>	<b>2,680.28</b>			<b>2,680.28</b>			
<b>TECO ENERGY INC, TE, 872375100</b>							
03/02/15	495.00			495.00			
05/28/15	495.00			495.00			
08/28/15	495.00			495.00			
11/30/15	495.00			495.00			
<b>Subtotals</b>	<b>1,980.00</b>			<b>1,980.00</b>			
<b>UNILEVER PLC SPON ADR NEW, UL, 904767704</b>							
03/11/15	990.90			990.90			
06/03/15	957.00			957.00			
09/09/15	984.60			984.60			
12/09/15	1,030.50			1,030.50			
<b>Subtotals</b>	<b>3,963.00</b>			<b>3,963.00</b>			

000773 FIDDSW01 014770



# 2015 DETAIL INFORMATION

NALITH INC

Account No 775-817546 Customer Service 800-544-5704  
Recipient ID No \*\*3680 Payer's Fed ID Number 04-3523567

Note: This information is not reported to the IRS. It may assist you in tax return preparation.

## Details of Dividend and Distributions Transactions

### Total Ordinary Dividends and Distributions Detail

Description, Symbol, CUSIP	1a Total Ordinary Dividends (includes 1b) (i)	Dividend Distributions	Short-Term Capital Gain	1b Qualified Dividends	10 Exempt Interest Dividends	11 Specified Private Activity Bond Interest Dividends	6 Foreign Tax Paid
<b>VANGUARD INDEX FDS MID-CAP VALUE INDEX, VOE, 922908512</b>							
03/31/15	54.00	4.20		49.80			
09/29/15	2,386.00	185.16		2,200.84			
12/30/15	1,076.00	83.50		992.50			
<b>Subtotals</b>	<b>3,516.00</b>	<b>272.86</b>		<b>3,243.14</b>			
<b>WESTAR ENERGY INC COM, WR, 95709T100</b>							
01/02/15	700.00			700.00			
04/01/15	720.00			720.00			
07/01/15	720.00			720.00			
10/01/15	720.00			720.00			
<b>Subtotals</b>	<b>2,860.00</b>			<b>2,860.00</b>			
<b>WINDSTREAM HLDGS INC COM NEW, WIN, 97382A200</b>							
07/15/15	66.35			66.35			
10/15/15	90.15			90.15			
<b>Subtotals</b>	<b>156.50</b>			<b>156.50</b>			
<b>WINDSTREAM HLDGS INC USD0 0001 1 FOR 6, 97382A101</b>							
01/15/15	902.00			902.00			
04/15/15	902.00			902.00			
04/24/15	237.77			237.77			
<b>Subtotals</b>	<b>2,041.77</b>			<b>2,041.77</b>			
<b>XCEL ENERGY INC COM, XEL, 98389B100</b>							
01/20/15	900.00			900.00			
04/20/15	960.00			960.00			
07/20/15	960.00			960.00			
10/20/15	960.00			960.00			
<b>Subtotals</b>	<b>3,780.00</b>			<b>3,780.00</b>			





# 2015 DETAIL INFORMATION

NALITH INC

Account No Z75-817546 Customer Service. 800-544-5704  
Recipient ID No \*\*\*3680 Payer's Fed ID Number 04-3523567

Note: This information is not reported to the IRS. It may assist you in tax return preparation.

## Details of Dividend and Distributions Transactions

### Total Ordinary Dividends and Distributions Detail

Description, Symbol, CUSIP	1a Total Ordinary Dividends (includes 1b) (i)	Dividend Distributions	Short-Term Capital Gain	1b Qualified Dividends	10 Exempt Interest Dividends	11 Specified Private Activity Bond Interest Dividends	6 Foreign Tax Paid
ZIONS BANCORP, ZION, 989701107							
11/25/15	60.00			60.00			
<b>TOTALS</b>	<b>137,981.77</b>	<b>43,003.33</b>	<b>3,474.08</b>	<b>91,504.36</b>	<b>0.00</b>	<b>0.00</b>	<b>2,000.98</b>

(i) A portion of 1a may qualify for the corporate dividends received deduction 1b is for use in the preparation of individual returns only Visit Fidelity.com/corporatedividends, to see the Important information for corporate shareholders regarding how dividend distributions may be treated when reported on your corporate tax return

Short-term capital gain distributions reported on monthly/quarterly account statements are included in 1a Total Ordinary Dividends in the Dividends and Distributions section

### Total Capital Gains Distributions Detail

Description, Symbol, CUSIP	2a Total Capital Gain Distr (j)	Capital Gain Distributions Subject to 15% Rate Gain (j)	2b Unrecaptured Section 1250 Gain	2c Section 1202 Gain	2d Collectibles (28%) Gain
COLUMBIA SELIGMAN COM AND INFO CL A, SLMCX, 19766H429					
12/10/15	22,688.87	22,688.87			
DNP SELECT INCOME FD COM ISIN, DNP, 23325P104					
02/10/15	379.56	379.56			
03/10/15	379.56	379.56			
04/10/15	379.56	379.56			
05/11/15	379.56	379.56			
06/10/15	379.56	379.56			
07/10/15	379.56	379.56			
08/10/15	379.56	379.56			
09/10/15	379.56	379.56			
10/13/15	379.56	379.56			
<b>Subtotals</b>	<b>3,416.04</b>	<b>3,416.04</b>			
PRUDENTIAL JENNISON VALUE CLASS A, PBEAX, 74440N102					
12/16/15	10,088.51				

PRUDENTIAL JENNISON VALUE CLASS A, PBEAX, 74440N102

12/16/15 10,088.51



# 2015 DETAIL INFORMATION

NALITH INC

Account No **775-817546** Customer Service. 800-544-5704  
Recipient ID No **\*\*\*\*\*3880** Payer's Fed ID Number 04-3523567

Note: This information is not reported to the IRS. It may assist you in tax return preparation.

## Details of Dividend and Distributions Transactions

### Total Capital Gains Distributions Detail

Description, Symbol, CUSIP	2a Total Capital Gain Distr (j)	Capital Gain Distributions Subject to 15% Rate Gain (j)	2b Unrecaptured Section 1250 Gain	2c Section 1202 Gain	2d Collectibles (28%) Gain
<b>TOTALS</b>	<b>36,193.42</b>	<b>36,193.42</b>	<b>0.00</b>	<b>0.00</b>	<b>0.00</b>

(j) 2a Total Capital Gain includes 2b, 2c and 2d. The portion of Capital Gain Distributions subject to 15% Rate Gain is equal to 2a less amounts shown on 2b-2d

### Other Distributions, Tax and Expense Detail

Description, Symbol, CUSIP	3 Non Dividend Distribution	4 Federal Income Tax Withheld	12 State	14 State Tax Withheld	5 Investment Expenses (k)	8 Cash Liquidation Distribution	9 Noncash Liquidation Distribution
<b>TOTALS</b>	<b>2,372.00</b>	<b>0.00</b>	<b>0.00</b>	<b>0.00</b>	<b>0.00</b>	<b>0.00</b>	<b>0.00</b>

#### ALPS ETF TR ALERIAN MLP ETF, AMLP, 00162Q866

02/19/15	585.00						
05/20/15	591.00						
08/19/15	598.00						
11/18/15	598.00						
<b>Subtotals</b>	<b>2,372.00</b>						

#### COMMUNICATIONS SALES&LEAS INC COM, CSAL, 20341J104

07/15/15	51.33						
10/15/15	69.79						
<b>Subtotals</b>	<b>121.12</b>						

#### DNP SELECT INCOME FD COM (SIN, DNP, 23325P104

02/10/15	88.58						
03/10/15	88.58						
04/10/15	88.58						
05/11/15	88.58						
06/10/15	88.58						
07/10/15	88.58						
08/10/15	88.58						
09/10/15	88.58						



# 2015 DETAIL INFORMATION

Account No Z75-817548 Customer Service 800-544-5704  
Recipient ID No \*\*3680 Payer's Fed ID Number 04-3523567

NALITH INC

Note: This information is not reported to the IRS. It may assist you in tax return preparation.

## Details of Dividend and Distributions Transactions

### Other Distributions, Tax and Expense Detail

Description, Symbol, CUSIP	3 Non Dividend Distribution	4 Federal Income Tax Withheld	12 State	14 State Tax Withheld	5 Investment Expenses (k)	8 Cash Liquidation Distribution	9 Noncash Liquidation Distribution
----------------------------	-----------------------------	-------------------------------	----------	-----------------------	---------------------------	---------------------------------	------------------------------------

DNP SELECT INCOME FD COM ISIN, DNP, 23325P104

10/13/15	88.58						
<b>Subtotals</b>	<b>797.22</b>						

FIDELITY STRATEGIC INCOME, FSICX, 31638R303

01/30/15	65.42						
02/27/15	57.95						
03/31/15	75.29						
04/30/15	71.68						
05/29/15	64.33						
06/30/15	61.84						
07/31/15	64.88						
08/31/15	64.71						
09/30/15	60.39						
10/30/15	69.26						
11/30/15	60.37						
<b>Subtotals</b>	<b>716.12</b>						

GUGGENHEIM MULTI ASSET INCOME ETF, CVY, 18383M506

03/31/15	53.09						
06/30/15	47.81						
<b>Subtotals</b>	<b>100.90</b>						

ISHARES TR MRG RL ES CP ETF, REM, 464288539

03/31/15	300.93						
----------	--------	--	--	--	--	--	--

RUSSELL EXCHANGE TRADED FDS TR EQUITY, 782474522

01/30/15							
----------	--	--	--	--	--	--	--

72,519.52



# 2015 DETAIL INFORMATION

NALITH INC

Account No Z75-817546 Customer Service. 800-544-5704  
Recipient ID No \*\*3880 Payer's Fed ID Number. 04-3523567

Note: This information is not reported to the IRS. It may assist you in tax return preparation.

## Details of Dividend and Distributions Transactions

### Other Distributions, Tax and Expense Detail

Description, Symbol, CUSIP	3 Non Dividend Distribution	4 Federal Income Tax Withheld	12 State	14 State Tax Withheld	5 Investment Expenses (k)	8 Cash Liquidation Distribution	9 Noncash Liquidation Distribution
<b>TOTALS</b>	<b>4,408.29</b>	<b>0.00</b>		<b>0.00</b>	<b>0.00</b>	<b>72,519.52</b>	<b>0.00</b>

(k) Reported widely held fixed investment trust dividend amounts include expenses which were not distributed to trust holders. Those amounts are listed separately in column 1a. Total ordinary dividends. The equivalent expense amounts are also detailed in the supplemental (dividends) Other Distribution, Tax, and Expense Details, column 5. Tax exempt interest dividend expenses are listed as separate entries in column 8 and in the separate Tax-Exempt Interest Expenses section shown later in this statement.





# 2015 DETAIL INFORMATION

NALITH INC

Account No **Z75-817546** Customer Service. 800-544-5704  
Recipient ID No **\*\*3880** Payer's Fed ID Number 04-3523567

Note: This information is not reported to the IRS. It may assist you in tax return preparation.

## Account Fees

Description	Date	Amount
BP PLC ADR (CNV INTO 6 ORD USD0 25 SHS)	06/19/15	2 50
BP PLC ADR (CNV INTO 6 ORD USD0 25 SHS)	09/18/15	2 50
BP PLC ADR (CNV INTO 6 ORD USD0 25 SHS)	12/18/15	2 50
UNILEVER PLC SPON ADR NEW	03/11/15	15 00
UNILEVER PLC SPON ADR NEW	06/03/15	15 00
UNILEVER PLC SPON ADR NEW	09/09/15	15 00
UNILEVER PLC SPON ADR NEW	12/09/15	15 00
<b>TOTAL</b>		<b>67.50</b>



# 2015 DETAIL INFORMATION

NALITH INC

Account No Z75-817546 Customer Service 800-544-5704  
Recipient ID No \*\*\*3880 Payer's Fed ID Number, 04-3523567

Note: This information is not reported to the IRS. It may assist you in tax return preparation.

## Details of Interest Income Transactions Interest Income Details, Taxable Obligations

Description, Symbol, CUSIP	1 Interest Income	3 Interest on U S Savings Bonds & Treasury Obligations	6 Foreign Tax Paid	11 Bond Premium	10 Market Discount	Noncovered Bond Premium	Noncovered Market Discount
FEDL NATL MTG ASSN POOL #361783 7 50000% , 31378P2Q7							
07/25/15	0 73						
08/25/15	0 72						
09/25/15	0 50						
10/25/15	0 50						
11/25/15	0 50						
12/25/15	0 49						
01/25/16	0 49						
<b>Subtotals</b>	<b>7 61</b>						

<b>TOTALS</b>	<b>2,399.31</b>	<b>0.00</b>	<b>0.00</b>	<b>0.00</b>	<b>0.00</b>	<b>0.00</b>	<b>0.00</b>
---------------	-----------------	-------------	-------------	-------------	-------------	-------------	-------------



# 2015 DETAIL INFORMATION

NALITH INC

Account No **Z75-817548** Customer Service 800-544-5704  
Recipient ID No **\*\*...3680** Payer's Fed ID Number 04-3523567

Note: This information is not reported to the IRS. It may assist you in tax return preparation.

## Details of Interest Income Transactions

### Interest Income Details, Taxable Obligations

Description, Symbol, CUSIP	1 Interest Income	3 Interest on U.S. Savings Bonds & Treasury Obligations	6 Foreign Tax Paid	11 Bond Premium	Noncovered Bond Premium	10 Market Discount	Noncovered Market Discount
Date							

CASH, FCASH, 315994103

01/30/15	2.43						
02/27/15	2.18						
03/31/15	2.26						
04/30/15	1.84						
05/29/15	1.48						
06/30/15	1.28						
07/31/15	1.34						
08/31/15	1.38						
09/30/15	1.15						
10/30/15	1.22						
11/30/15	0.12						
12/31/15	0.02						
<b>Subtotals</b>	<b>16.70</b>						

EL PASO ENERGY CAP 4.75% 03/31/2028 PFD, EPRC, 283678209

03/31/15	593.75						
06/30/15	593.75						
09/30/15	593.75						
12/31/15	593.75						
<b>Subtotals</b>	<b>2,375.00</b>						

FEDL NATL MTG ASSN POOL #361783 7.50000%, 31376P2Q7

02/25/15	0.74						
03/25/15	0.74						
04/25/15	0.74						
05/35/15	0.73						
06/25/15	0.73						

00073 FID5W01 014773



FIDELITY PRIVATE  
CLIENT GROUP

INVESTMENT REPORT  
December 1, 2015 - December 31, 2015

Envelope # BBPTJRBBDKGGG

00000784 04 AT 1:313 04 TR 00016 FIDX6U01 000000  
NALITH INC  
15741 SW 83RD AVE  
PALMETTO BAY FL 33157-2252



**Your Portfolio Value: \$5,156,749.33**

Portfolio Change from Last Period: ▼ \$135,871.43

	This Period	Year-to-Date
<b>Beginning Portfolio Value</b>	<b>\$5,292,620.76</b>	<b>\$5,781,712.90</b>
Additions	45,000.42	483,267.35
Subtractions	-70,719.90	-824,615.34
<i>Transaction Costs, Fees &amp; Charges</i>	-17.50	-170.85
Change in Investment Value *	-110,151.95	-283,615.58
<b>Ending Portfolio Value **</b>	<b>\$5,156,749.33</b>	<b>\$5,156,749.33</b>
Accrued Interest (AI)	-	-
<b>Ending Portfolio Value incl. AI</b>	<b>\$5,156,749.33</b>	-

Contact Information

Online Fidelity.com  
FAST<sup>sm</sup>-Automated Telephone (800) 544-5555  
Private Client Group (800) 544-5704

\* Appreciation or depreciation of your holdings due to price changes plus any distribution and income earned during the statement period.  
\*\* Excludes unpriced securities.





FIDELITY PRIVATE  
CLIENT GROUP®

INVESTMENT REPORT  
December 1, 2015 - December 31, 2015

### Portfolio Summary

#### Accounts Included in This Report

Page	Account Type/Name	Account Number	Beginning Value	Ending Value
4	FIDUCIARY FIDELITY ACCOUNT NALITH INC	Z75-817546	\$5,282,558.68	\$5,126,966.39
19	FIDELITY ACCOUNT NALITH INC	Z83-397369	10,062.08	29,782.94
	<b>Ending Portfolio Value</b>		<b>\$5,292,620.76</b>	<b>\$5,156,749.33</b>

Total Portfolio Trades Jan 2015 - Dec 2015: 13

12Z151231 BBBBBB 20151231



FIDELITY PRIVATE  
CLIENT GROUP®

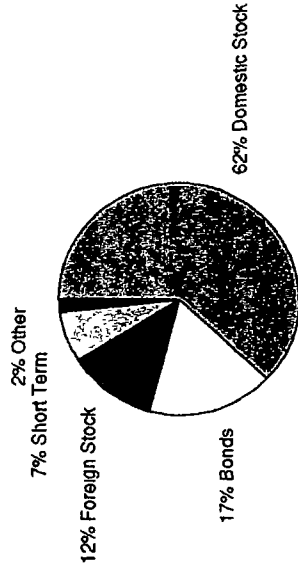
INVESTMENT REPORT  
December 1, 2015-December 31, 2015

Portfolio Summary (continued)

Income Summary

	This Period	Year-to-Date
<b>Taxable</b>	<b>\$62,858.83</b>	<b>\$180,376.05</b>
Dividends	23,481.72	139,191.11
Short-term Capital Gains	6,005.21	6,005.21
Interest	594.52	2,402.35
Long-term Capital Gains	32,777.38	32,777.38
Return of Capital	-	1,510.00
Liquidations	-	72,519.52
<b>Total</b>	<b>\$62,858.83</b>	<b>\$254,405.57</b>

Asset Allocation



Top Holdings

Description	Value	Percent of Portfolio
Fidelity Investment Grade	\$329,150	6%
Rydex ETF Trust Guggenheim S&P 500 Equal Weight Et	306,560	6
Columbia Seligman Com And Info CI A	293,927	6
Fidelity Short Term Bond	276,600	5
Fidelity Instl Treas Only Port CI I	259,676	5
<b>Total</b>	<b>\$1,465,915</b>	<b>28%</b>

Asset Class	Percentage of Portfolio
Domestic Stock	62%
Bonds	17%
Foreign Stock	12
Short Term	7
Other	2
Unknown	-

**IMPORTANT:** If you have any unsettled trades pending, the asset allocation presented above may be materially impacted and, depending on the size and scope of such unsettled trades, rendered unreliable. Asset allocation includes Other Holdings and Assets Held Away when applicable. Please note that, due to rounding, percentages may not add to 100%. For further details, please see "Frequently Asked Questions" at [Fidelity.com/Statements](http://Fidelity.com/Statements)



FIDELITY PRIVATE  
CLIENT GROUP®

INVESTMENT REPORT  
December 1, 2015 - December 31, 2015

Account Value:

**\$5,126,966.39**

Account # Z75-817546  
CORPORATION

Change in Account Value

▼ \$155,592.29

	This Period	Year-to-Date
<b>Beginning Account Value</b>	<b>\$5,282,558.68</b>	<b>\$5,743,544.22</b>
<b>Additions</b>		
Other Activity In	0.42	74,089.29
Subtractions	0.42	74,089.29
Exchanges Out	-45,440.50	-407,048.76
Transaction Costs, Fees & Charges	-45,000.00	-405,000.00
Taxes Withheld	-17.50	-170.85
	-423.00	-1,877.91
<b>Change in Investment Value *</b>	<b>-110,152.21</b>	<b>-283,618.36</b>
<b>Ending Account Value</b>	<b>\$5,126,966.39</b>	<b>\$5,126,966.39</b>
Accrued Interest (AI)	0.00	
<b>Ending Account Value Incl AI</b>	<b>\$5,126,966.39</b>	

Free Credit Balance

\$12,734.06

*Free credit balances (FCB) include cash credits from the sale of long positions, deposits, cash dividends, and interest payments which have not been transferred to a money market fund or FDIC core position. FCB also includes multi-currency positions, FCASH and credit balances that exceed the amount required to satisfy your margin obligations. Refer to the back of your statement for more information.*

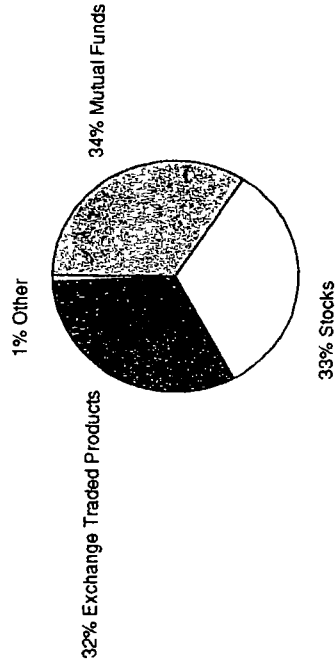
Total Account Trades Jan 2015 - Dec 2015: 13

\* Appreciation or depreciation of your holdings due to price changes plus any distribution and income earned during the statement period.

Income Summary

	This Period	Year-to-Date
<b>Taxable</b>	<b>\$62,858.57</b>	<b>\$180,373.27</b>
Dividends	23,481.72	139,191.11
Short-term Capital Gains	6,005.21	6,005.21
Interest	594.26	2,399.57
Long-term Capital Gains	32,777.38	32,777.38
<b>Return of Capital</b>	<b>-</b>	<b>1,510.00</b>
<b>Liquidations</b>	<b>-</b>	<b>72,519.52</b>
<b>Total</b>	<b>\$62,858.57</b>	<b>\$254,402.79</b>

Account Holdings



Holding Type	Value	Percent of Account
Mutual Funds	\$1,743,588	34%
Stocks	1,702,991	33
Exchange Traded	1,615,406	32
Other	52,165	1

MR\_CE\_BPPTJRBBDKGGG\_BB888 20151231



FIDELITY PRIVATE  
CLIENT GROUP®

INVESTMENT REPORT  
December 1, 2015 - December 31, 2015

Holdings

Account # Z75-817546  
CORPORATION

Core Account

Description	Quantity	Price Per Unit	Total Market Value	Total Cost Basis	Unrealized Gain/Loss	Est. Annual Income (EAI)	Est. Yield (EY)
CASH	12,734.060	\$1.000	\$12,734.06	not applicable	not applicable	-	-
<i>For balances between \$10,000 and \$24,999.99, the current interest rate is 0.01%.</i>							
<b>Total Core Account (2% of account holdings)</b>			<b>\$12,734.06</b>				

Mutual Funds

Description	Quantity	Price Per Unit	Total Market Value	Total Cost Basis	Unrealized Gain/Loss	Est. Annual Income (EAI)	Est. Yield (EY)
<b>Stock Funds</b>							
M FIDELITY GLOBAL COMMODITY STOCK FUND (FFGCX)	3,803.498	\$8.790	\$33,432.75	\$54,387.62	-\$20,954.87	\$916.64	2.740%
M FIDELITY SELECT GOLD (FSAGX)	2,690.412	13.500	36,320.56	96,388.08	-60,067.52	-	-
M COLUMBIA SELIGMAN COM AND INFO CL A (SLMFX)	5,350.947	54.930	293,927.51	210,172.93 <sup>c</sup>	83,754.58	-	-
M GABELLI GOLD FUND CL AAA(GOLDX)	5,630.783	8.690	48,931.50	127,854.31	-78,922.81	-	-
M PRUDENTIAL JENNISSON VALUE CLASS A (PBEAX)	8,787.565	17.580	154,485.39	169,348.30 <sup>c</sup>	-14,862.91	1,612.52	1.040
<b>Total Stock Funds (11% of account holdings)</b>			<b>\$567,097.71</b>	<b>\$658,151.24</b>	<b>-\$91,053.53</b>		<b>\$2,529.16</b>
<b>Bond Funds</b>							
FIDELITY FLOATING RATE HIGH INCOME (FFRHX)	20,616.737	\$9.130	\$188,230.81	\$192,294.78	-\$4,063.97	\$7,587.62	4.030%
FIDELITY INVESTMENT GRADE (FBNDX)	43,423.604	7.580	329,150.92	305,051.92	24,099.00	9,576.99	2.910
FIDELITY SHORT TERM BOND (FSHBX)	32,350.903	8.550	276,600.22	274,701.78	1,898.44	2,645.76	0.960
M FIDELITY STRATEGIC INCOME (FSICX)	12,101.730	10.150	122,832.56	128,306.70	-5,474.14	4,570.78	3.720
<b>Total Bond Funds (18% of account holdings)</b>			<b>\$916,814.51</b>	<b>\$900,355.18</b>	<b>\$16,459.33</b>	<b>\$24,381.15</b>	

MR\_CE\_BBPTJRBDDKGGG\_BBBB 20151231



FIDELITY PRIVATE  
CLIENT GROUP®

INVESTMENT REPORT  
December 1, 2015 - December 31, 2015

Account Summary (continued)

Account # Z75-817546  
CORPORATION

Holding Type	Value	Percent of Account
Bonds	79	-
Core Account	12,734	-
Ending Market Value of Holdings	\$5,126,966	100%

Please note that, due to rounding, percentages may not add to 100%.

Top Holdings

Description	Value	Percent of Account
Fidelity Investment Grade	\$329,150	6%
Rydex ETF Trust Guggenheim S&P 500 Equal Weight Et	306,560	6
Columbia Seligman Com And Info Cl A	293,927	6
Fidelity Short Term Bond	276,600	5
Fidelity Instl Treas Only Port Cl I	259,676	5
<b>Total</b>	<b>\$1,465,915</b>	<b>28%</b>

Core Account and Credit Balance Cash Flow

	This Period	Year-to-Date
Beginning Balance	\$3,216.53	\$298,582.87
Investment Activity		
Securities Bought	-	-\$561,576.40
Securities Sold	35,841.65	495,841.65
Dividends, Interest & Other Income D	19,115.96	112,742.06
Exchanges Out	-45,000.00	-405,000.00
Other Activity In	0.42	74,089.29
<b>Total Investment Activity</b>	<b>\$9,958.03</b>	<b>-\$283,903.40</b>

Core Account and Credit Balance Cash Flow

Core Account: CASH	This Period	Year-to-Date
Cash Management Activity		
Taxes Withheld	-423.00	-1,877.91
Fees & Charges	-17.50	-67.50
<b>Total Cash Management Activity</b>	<b>-\$440.50</b>	<b>-\$1,945.41</b>
Ending Balance	\$12,734.06	\$12,734.06

D Includes dividend reinvestments.

Margin Information (as of December 31, 2015)

Maximum amount you can borrow	\$2,296,051.59
Maximum rate that could currently apply	8.57%

Realized Gains and Losses from Sales

(May not reflect all gains and losses due to incomplete cost basis)

	This Period	Year-to-Date
Net Short-term Gain/Loss	-	17.02
Short-term Gain	-	17.99
Short-term Loss	-	-0.97
Net Long-term Gain/Loss	-	19,823.73
Long-term Gain	-	19,823.73
Net Gain/Loss	-	\$19,840.75



FIDELITY PRIVATE  
CLIENT GROUP®

INVESTMENT REPORT  
December 1, 2015 - December 31, 2015

Holdings (continued)

Account # Z75-817546  
CORPORATION

Mutual Funds (continued)

Description	Quantity	Price Per Unit	Total Market Value	Total Cost Basis	Unrealized Gain/Loss	Est. Annual Income (EAI)	Est. Yield (EY)
<b>Short-Term Funds</b>							
FIDELITY INSTL TREAS ONLY PORT CL I (FSIXX)	259,676.440	\$1.000	\$259,676.44	not applicable	not applicable	\$25.97	0.010%
-- 7-day yield: 0.04%							
Total Short-Term Funds (5% of account holdings)			\$259,676.44			\$25.97	
<b>Total Mutual Funds (34% of account holdings)</b>			<b>\$1,743,588.66</b>	<b>\$1,558,506.42</b>	<b>-\$74,594.20</b>	<b>\$26,936.28</b>	

Exchange Traded Products E (e.g. ETF, ETN)

Description	Quantity	Price Per Unit	Total Market Value	Total Cost Basis	Unrealized Gain/Loss
M ALPS ETF TR ALERIAN MLP ETF (AMLPE)	2,000,000	\$12.050	\$24,100.00	\$28,734.27	-\$4,634.27
M GUGGENHEIM MULTI ASSET INCOME ETF (CVY) E	3,000,000	18.180	54,540.00	69,966.90	-15,426.90
M GLOBAL TRI SE CHINDIA INDEX FD (FNI) E	800,000	28.360	22,688.00	20,048.27	2,639.73
M GLOBAL X FUNDS GLOBAL X SUPERDIV ETF (SDIV) E	2,500,000	19.720	49,300.00	57,632.70	-8,332.70
M ISHARES S&P 500 VALUE ETF (IVE) E	710,000	88.530	62,856.30	37,567.75 <sup>c</sup>	25,288.55
M ISHARES S&P MID CAP 400 GROWTH ETF (IJK) E	630,000	160.960	101,404.80	37,097.55 <sup>c</sup>	64,307.25
M ISHARES RUSSELL 1000 GROWTH ETF (IWF) E	1,000,000	99.480	99,480.00	100,067.95	-587.95
M ISHARES S&P MIDCAP 400 VALUE ETF (IJJ) E	710,000	117.200	83,212.00	37,190.21 <sup>c</sup>	46,021.79
M ISHARES S&P SMALLCAP 600 VALUE ETF (IJS) E	770,000	108.160	83,283.20	37,427.24 <sup>c</sup>	45,855.96
M ISHARES S&P SMALLCAP GROWTH ETF (IJT) E	860,000	124.310	106,906.60	37,689.50 <sup>c</sup>	69,217.10
M ISHARES TR MRG RL ES CP ETF (REM) E	1,000,000	9.560	9,560.00	14,329.03	-4,769.03
M ISHARES TR US OIL EQ&SV ETF (IEZ) E	80,000	35.780	2,862.40	4,940.70	-2,078.30
M MARKET VECTORS ETF TRUST GLOBAL ALTERNATIVE ENERGY ETF NEW ISIN #US57061R5937 SEDOL #BBR6WR8 (GEX) E	333,000	54.812	18,252.39	20,808.95	-2,556.56
M POWERSHARES DWA MOMENTUM ISIN #US73935X1533 SEDOL #B1T8669 (PDP) E	3,000,000	41.370	124,110.00	83,905.30	40,204.70

000784 FIDX6U1 013191

MR\_CE\_BBPTJRBBDKGG\_BBBSB 20151231



FIDELITY PRIVATE  
CLIENT GROUP®

INVESTMENT REPORT  
December 1, 2015 - December 31, 2015

Holdings (continued)

Account # Z75-817546  
CORPORATION

Exchange Traded Products E (e.g. ETF, ETN) (continued)

Description	Quantity	Price Per Unit	Total Market Value	Total Cost Basis	Unrealized Gain/Loss
M POWERSHARES EXCH TRADED FD TR II DWA DEVELOPED MKTS MOMENTUM PTF (PIZ) E	1,500,000	23.700	35,550.00	31,162.95	4,387.05
M PROSHARES TRUST ULTRA FINANCIALS NEW	200,000	71.000	14,200.00	50,085.07	-35,885.07
ISIN #US74347X6334 SEDOL #B1Q76Q9 (UYG) E					
M RYDEX ETF TRUST GUGGENHEIM S&P 500 EQUAL WEIGHT ETF (RSP) E	4,000,000	76.640	306,560.00	181,672.95	124,887.05
M SPDR SER TR S&P REGL BKG ETF (KRE) E	1,000,000	41.920	41,920.00	26,824.63	15,095.37
M SPDR SER TR S&P OIL & GAS EXPL & PRODTN ETF (XOP) E	166,000	30.220	5,016.52	9,886.36	-4,869.84
M SPDR SER TR S&P METALS & MNG ETF (XME) E	280,000	14.950	4,186.00	19,919.62	-15,733.62
M SCHWAB STRATEGIC TR US BROAD MKT ETF	2,000,000	49.040	98,080.00	102,233.95	-4,153.95
ISIN #US8085241029 SEDOL #B5BQNM4 (SCHB) E					
M SECTOR SPDR TR SHS BEN INT ENERGY (XLE) E	1,135,000	60.320	68,463.20	81,557.03	-13,093.83
M SECTOR SPDR TR SHS BEN INT FINANCIAL (XLF) E	1,000,000	23.830	23,830.00	23,753.05	76.95
M SVENSK EXPORTKREDIT AKTIEBOLAGET ETN	1,350,000	2.330	3,145.50	9,795.45	-6,649.95
ELEMENTS(ROGERS INTL ENERGY TTL RETU CALLABLE PUTTABLE NOT RATED (RJI) E					
M VANGUARD INDEX FDS MID-CAP VALUE INDEX VIPER SHS (VOE) E	2,000,000	85.950	171,900.00	107,607.75	64,292.25

Total Exchange Traded Products (32% of account holdings)

\$1,615,406.91 \$1,231,905.13 \$383,501.78

MR\_CE\_BBPTJRBBDKGGG\_BBBB20151231



FIDELITY PRIVATE  
CLIENT GROUP®

INVESTMENT REPORT  
December 1, 2015 - December 31, 2015

Holdings (continued)

Account # Z75-817546  
CORPORATION

Mutual Funds (continued)

Description	Quantity	Price Per Unit	Total Market Value	Total Cost Basis	Unrealized Gain/Loss	Est. Annual Income (EAI)	Est. Yield (EY)
<b>Short-Term Funds</b>							
FIDELITY INSTL TREAS ONLY PORT CL I (FS1XX)	259,676.440	\$1 000	\$259,676.44	not applicable	not applicable	\$25.97	0 010%
-- 7-day yield: 0.04%							
Total Short-Term Funds (5% of account holdings)			\$259,676.44			\$25.97	
Total Mutual Funds (34% of account holdings)			\$1,743,588.66	\$1,558,506.42	-\$74,594.20	\$26,936.28	

Exchange Traded Products E (e.g. ETF, ETN)

Description	Quantity	Price Per Unit	Total Market Value	Total Cost Basis	Unrealized Gain/Loss
M ALPS ETF TR ALERIAN MLP ETF (AMLP) E	2,000.000	\$12.050	\$24,100.00	\$28,734.27	-\$4,634.27
M GUGGENHEIM MULTI ASSET INCOME ETF (CVY) E	3,000.000	18.180	54,540.00	69,966.90	-15,426.90
M FIRST TR ISE CHINDIA INDEX FD (FNI) E	800.000	28.360	22,688.00	20,048.27	2,639.73
M GLOBAL X FUNDS GLOBAL X SUPERDIV ETF (SDIV) E	2,500.000	19.720	49,300.00	57,632.70	-8,332.70
M ISHARES S&P 500 VALUE ETF (IVE) E	710.000	88.530	62,856.30	37,567.75 <sup>c</sup>	25,288.55
M ISHARES S&P MID CAP 400 GROWTH ETF (JK) E	630.000	160.960	101,404.80	37,097.55 <sup>c</sup>	64,307.25
M ISHARES RUSSELL 1000 GROWTH ETF (IWF) E	1,000.000	99.480	99,480.00	100,067.95	-587.95
M ISHARES S&P MIDCAP 400 VALUE ETF (LU) E	710.000	117.200	83,212.00	37,190.21 <sup>c</sup>	46,021.79
M ISHARES S&P SMALLCAP 600 VALUE ETF (JS) E	770.000	108.160	83,283.20	37,427.24 <sup>c</sup>	45,855.96
M ISHARES S&P SMALLCAP GROWTH ETF (JLT) E	860.000	124.310	106,906.60	37,689.50 <sup>c</sup>	69,217.10
M ISHARES TR MRG RL ES CP ETF (REM) E	1,000.000	9.560	9,560.00	14,329.03	-4,769.03
M ISHARES TR US OIL EQ&SV ETF (IEZ) E	80.000	35.780	2,862.40	4,940.70	-2,078.30
M MARKET VECTORS ETF TRUST GLOBAL ALTERNATIVE ENERGY ETF NEW ISIN #US7061R5937 SEDOL #BBR6WF8 (GEX) E	333.000	54.812	18,252.39	20,808.95	-2,556.56
M POWERSHARES DWA MOMENTUM ISIN #US73935X1533 SEDOL #B1T8669 (PDP) E	3,000.000	41.370	124,110.00	83,905.30	40,204.70

000784 FIDEXU01 013191

MR CE BBPTJRBBDKGGG\_BBBB 20151231



FIDELITY PRIVATE  
CLIENT GROUP®

INVESTMENT REPORT  
December 1, 2015 - December 31, 2015

Holdings (continued)

Account # Z75-817546  
CORPORATION

Stocks

Description	Quantity	Price Per Unit	Total Market Value	Cost Basis	Unrealized Gain/Loss	Est. Annual Income (EAI)	Est. Yield (EY)
<b>Common Stock</b>							
M MAIDEN HOLDINGS LTD COM STK USD0.01 (MHL)	1,000,000	\$14.910	\$14,910.00	\$14,267.85	\$642.15	\$560.00	3.760%
M AT&T INC COM ISIN #US00206R1023 SEDOL #2831811 (T)	3,000,000	34.410	103,230.00	85,978.47	17,251.53	5,760.00	5.580
M AMERICAN ELEC PWR CO (AEP)	2,000,000	58.270	116,540.00	77,941.95	38,598.05	4,480.00	3.840
M BP PLC ADR (CNV INTO 6 ORD USD0.25 SHS) (BP)	500,000	31.260	15,630.00	22,077.75	-6,447.75	1,200.00	7.680
M BANK OF AMERICA CORP (BAC)	1,000,000	16.830	16,830.00	14,866.20	1,963.80	200.00	1.190
M BIG LOTS INC COM ISIN #US0893021032 SEDOL #2218447 (BIG)	500,000	38.540	19,270.00	23,482.05	-4,212.05	380.00	1.970
M BLACKROCK CAPITAL INVESTMENT C COM (BKCC)	2,000,000	9.400	18,800.00	17,460.28	1,339.72	1,680.00	8.940
M CREDIT SUISSE ASSET MGMT INCOM COM ISIN #US2249161066 SEDOL #2340588 (CIK)	5,000,000	2.780	13,900.00	34,835.71 <sup>c</sup>	-20,935.71	-	-
M DNP SELECT INCOME FD COM ISIN #US23325P1049 SEDOL #2283520 (DNP)	10,000,000	8.960	89,600.00	81,796.37 <sup>c</sup>	7,803.63	2,590.00	3.830
M DOMINION RESOURCES INC VA NEW(D)	1,000,000	67.640	67,640.00	34,948.00	32,692.00	-	-
M ENTERPRISE PRODUCTS PPTNS LP(EPD)	1,000,000	25.580	25,580.00	35,207.85	-9,627.85	-	-
M EXXON MOBIL CORP(XOM)	2,000,000	77.950	155,900.00	158,037.10	-2,137.10	5,840.00	3.750
M FIRST MIDWEST BANCORP INC DEL (FMBI)	2,000,000	18.450	36,860.00	34,607.95	2,252.05	720.00	1.950
M FLAHERTY & CRUMRINE PFD INCOME FD INC (PFD)	5,000,000	12.920	64,600.00	73,294.24	-8,694.24	-	-
M GENERAL ELECTRIC CO (GE)	2,000,000	31.150	62,300.00	31,288.00	31,012.00	1,840.00	2.950
M GENERAL MTRS CO COM ISIN #US37045V1008 SEDOL #B3SMT78 (GM)	1,000,000	34.010	34,010.00	35,662.75	-1,652.75	1,440.00	4.230
M INTEL CORP (INTC)	1,000,000	34.450	34,450.00	23,426.95	11,023.05	960.00	2.790
M JOHNSON & JOHNSON(JNJ)	500,000	102.720	51,360.00	49,060.45	2,299.55	1,500.00	2.920
M MERCK & CO INC NEW COM (MRK)	1,153,000	52.820	60,901.46	20,290.04	40,611.42	2,121.52	3.480
M NESTLE S A SPONSORED ADR ISIN #US6410694060 SEDOL #B014JG9 (NSRGY)	500,000	74.476	37,238.00	38,987.95	-1,749.95	-	-
M PRECISION DRILLING CORP COM 2010 ISIN #CA74022D3085 SEDOL #B5YPLH9 (PDS)	3,428,000	3.940	13,506.32	82,407.20 <sup>c</sup>	-68,900.88	-	-
M ROYAL DUTCH SHELL ADR EA REP 2 CL A EURO 07 (RDSA)	3,000,000	45.790	137,370.00	132,737.86 <sup>c</sup>	4,632.14	11,280.00	8.210

000784 FIDEXU01 013192

MF CE BBPTJHBBDKGGG BBBB 20151231



FIDELITY PRIVATE  
CLIENT GROUP®

INVESTMENT REPORT  
December 1, 2015 - December 31, 2015

Activity

Account # Z75-817546  
CORPORATION

Securities Bought & Sold

Settlement Date	Security Name	Symbol/ CUSIP	Description	Quantity	Price	Transaction Cost	Amount
12/01	FIDELITY INSTL TREAS ONLY PORT CLI REDEEMED TO COVER A SETTLED OBLIGATION @ 1	233809300	You Sold	-21,543.470	-	-	\$21,543.47
12/17	FIDELITY INSTL TREAS ONLY PORT CLI REDEEMED TO COVER A SETTLED OBLIGATION @ 1	233809300	You Sold	-14,298.180	-	-	14,298.18
Total Securities Sold							\$35,841.65
Net Securities Bought & Sold							\$35,841.65

Dividends, Interest & Other Income

(Includes dividend reinvestment)

Settlement Date	Security Name	Symbol/ CUSIP	Description	Quantity	Price	Amount
12/01	INTEL CORP	458140100	Dividend Received	-	-	\$240.00
12/04	FIDELITY GLOBAL COMMODITY STOCK FUND	31618H606	Reinvestment	100.060	9.290	-929.56
12/04	FIDELITY GLOBAL COMMODITY STOCK FUND	31618H606	Dividend Received	-	-	892.53
12/04	FIDELITY GLOBAL COMMODITY STOCK FUND	31618H606	Short-Term Cap Gain	-	-	37.03
12/08	JOHNSON & JOHNSON	478160104	Dividend Received	-	-	375.00
12/08	SPECTRAENERGY CORP COM	847560109	Dividend Received	-	-	670.07
12/09	UNILEVER PLC SPON ADR NEW	904767704	Dividend Received	-	-	1,030.50
12/10	AMERICAN ELEC PWR CO	025537101	Dividend Received	-	-	1,120.00
12/10	COLUMBIA SELIGMAN COM AND INFO CL A	19766H429	Reinvestment	107.729	55.400	-5,968.18
12/10	COLUMBIA SELIGMAN COM AND INFO CL A	19766H429	Reinvestment	409.546	55.400	-22,688.87
12/10	COLUMBIA SELIGMAN COM AND INFO CL A	19766H429	Long-Term Cap Gain	-	-	22,688.87
12/10	COLUMBIA SELIGMAN COM AND INFO CL A	19766H429	Short-Term Cap Gain	-	-	5,968.18

MR CE BBPTJRBBDKGG BBBB 20151231



FIDELITY PRIVATE  
CLIENT GROUP®

INVESTMENT REPORT  
December 1, 2015 - December 31, 2015

Holdings (continued)

Account # Z75-817546  
CORPORATION

Other		Quantity	Price Per Unit	Total Market Value Accrued Interest (AI)	Cost Basis	Total Gain/Loss	Est. Annual Income (EAI)	Est. Yield (EY)
M	COMMUNICATIONS SALES&LEAS INC COM (CSAL)	721 000	\$18 690	\$13,475.49	\$25,558 05	-\$12,082.56	\$1,730.40	12 840%
M	HATTERAS FINL CORP COM ISIN #US41902R1032 SEDOL #B2R5SY1 (HTS)	2,000,000	13.150	26,300.00	57,745 22	-31,445.22	3,600 00	13.690
M	INVESCO MORTGAGE CAPITAL INC COM (IVR)	1,000,000	12 390	12,390 00	19,794.85	-7,404.85	1,600.00	12 910
<b>Total Other (1% of account holdings)</b>					<b>\$103,098.12</b>	<b>-\$50,932.63</b>	<b>\$6,930.40</b>	
<b>Total Holdings</b>					<b>\$4,336,080.04</b>	<b>\$518,396.14</b>	<b>\$92,362.08</b>	

All positions held in cash account unless otherwise indicated.

Total Cost Basis does not include the cost basis on core, money market or other positions where cost basis is unknown or not applicable.

**EAI** Estimated Annual Income (EAI) & Estimated Yield (EY) - EAI is an estimate of annual income for a specific security position over the next rolling 12 months. EY is calculated by dividing the current EAI for a security position by its statement closing date market value. EY reflects only the income generated by an investment; it does not reflect changes in its price which may fluctuate. For certain types of securities, EAI and EY could include the return of principal or capital gains which would render them overstated. EAI and EY are estimates provided for informational purposes only and should not be relied on for making investment, trading, or tax decisions. There is no guarantee that your investments will actually generate the EAI or EY presented. Actual income and yield might be higher or lower. EAI and EY should not be confused with a security's 30-day Yield or 7-day Yield, if provided, as such yield quotations reflect the actual historical performance of a security. For additional information, including calculation details, refer to the "Additional Information and Endnotes" section at the end of your statement.

**AI** (Accrued Interest) - Presented for domestic fixed income securities and represents interest accumulated since the last coupon date, but not yet paid by the issuer or received by NFS. AI is calculated for the following securities: fixed rate bonds and Certificates of Deposit (CDs). There is no guarantee that AI will be paid by the issuer. AI for treasury and GNMMA securities, however, is backed by the full faith and credit of the United States Government. AI totals represent accruals for only those securities with listed AI in the Holdings section of this statement. Please refer to the Help/Glossary section of Fidelity.com for additional information.

**c** Cost basis information (or proceeds from short sales) has been provided by you and has not been adjusted except as otherwise indicated. When positions are transferred between accounts, in certain cases, cost basis information may be automatically transferred and deemed to be customer-provided.

**E** Includes exchange-traded funds (ETFs), exchange-traded notes (ETNs), and other exchange-traded vehicles.

**M** Position held in margin account.

MR\_CE\_BBPTJRBBDKGG\_BB8B20151231  
000784 FIDXU01 013193



FIDELITY PRIVATE  
CLIENT GROUP®

INVESTMENT REPORT  
December 1, 2015 - December 31, 2015

Activity (continued)

Account # Z75-817546  
CORPORATION

Dividends, Interest & Other Income (continued)

Settlement Date	Security Name	Symbol/CUSIP	Description	Quantity	Price	Amount
12/28	SCHWAB STRATEGIC TR US BROAD MKT ETF ISIN #US8085241029 SEDOL #B5BQNM4	37045V100	Dividend Received	-	-	499.20
12/29	GENERAL MTRS CO COM ISIN #US37045V1008 SEDOL #B3SMT78	37045V100	Dividend Received	-	-	360.00
12/29	SECTOR SPDR TR SHS BEN INT ENERGY	81369Y506	Dividend Received	-	-	615.44
12/29	SECTOR SPDR TR SHS BEN INT FINANCIAL	81369Y605	Dividend Received	-	-	149.84
12/29	SPDR SER TR S&P REGL BKG ETF	78464A698	Dividend Received	-	-	234.43
12/29	SPDR SER TR S&P OIL & GAS EXPL & PRODTN ETF	78464A730	Dividend Received	-	-	23.76
12/29	SPDR SER TR S&P METALS & MNG ETF	78464A755	Dividend Received	-	-	41.70
12/30	VANGUARD INDEX FDS MID-CAP VALUE INDEX VIPER SHS	922908512	Dividend Received	-	-	1,076.00
12/31	BIG LOTS INC COM ISIN #US0893021032 SEDOL #2218447	089302103	Dividend Received	-	-	95.00
12/31	CASH	315994103	Interest Earned	-	-	0.02
12/31	EL PASO ENERGY CAP 4.75% 03/31/2028 PFD	283678209	Interest	-	-	593.75
12/31	FIDELITY FLOATING RATE HIGH INCOME	315916783	Reinvestment	111.451	9.130	-1,017.55
12/31	FIDELITY FLOATING RATE HIGH INCOME	315916783	Dividend Received	-	-	1,017.55
12/31	FIDELITY INSTL TREAS ONLY PORT CL I	233809300	Reinvestment	4.040	1.000	-4.04
12/31	FIDELITY INSTL TREAS ONLY PORT CL I	233809300	Dividend Received	-	-	4.04
12/31	FIDELITY INVESTMENT GRADE	316146109	Reinvestment	103.780	7.580	-786.65
12/31	FIDELITY INVESTMENT GRADE	316146109	Dividend Received	-	-	786.65
12/31	FIDELITY SHORT TERM BOND	316146208	Reinvestment	46.579	8.550	-398.25

MR CE BBPTJRRBDDKGGG BBBB 20151231



FIDELITY PRIVATE  
CLIENT GROUP®

INVESTMENT REPORT  
December 1, 2015 - December 31, 2015

Activity (continued)

Account # Z75-817546  
CORPORATION

Dividends, Interest & Other Income (continued)

Settlement Date	Security Name	Symbol/CUSIP	Description	Quantity	Price	Amount
12/10	DNP SELECT INCOME FD COM ISIN #US23325P1049 SEDOL #2283520	23325P104	Dividend Received			650.00
12/10	EXXON MOBIL CORP GLOBAL X FUNDS GLOBAL X SUPERDIV ETF	30231G102 37950E549	Dividend Received Dividend Received			1,460.00 301.25
12/15	CREDIT SUISSE ASSET MGMT INCOM COM ISIN #US2249161066 SEDOL #2340588	224916106	Dividend Received			110.00
12/16	PRUDENTIAL JENNISSON VALUE CLASS A	74440N102	Reinvestment	83.927	17.790	-1,493.06
12/16	PRUDENTIAL JENNISSON VALUE CLASS A	74440N102	Reinvestment	567.089	17.790	-10,088.51
12/16	PRUDENTIAL JENNISSON VALUE CLASS A	74440N102	Dividend Received			1,493.06
12/16	PRUDENTIAL JENNISSON VALUE CLASS A	74440N102	Long-Term Cap Gain			10,088.51
12/18	BP PLC ADR (CNV INTO 6 ORD USD0.25 SHS)	055622104	Dividend Received			300.00
12/18	ROYAL DUTCH SHELL ADR EA REP 2 CL A EURO.07	780259206	Dividend Received			2,820.00
12/20	DOMINION RESOURCES INC VA NEW	25746U109	Dividend Received			647.50
12/24	BANK OF AMERICA CORP	060505104	Dividend Received			50.00
12/25	FEDL NATL MTG ASSN POOL #361783 7.50000% 10/01/2026	31376P2Q7	Interest			0.49
12/28	MARKET VECTORS ETF TRUST GLOBAL ALTERNATIVE ENERGY ETF NEW ISIN #US57061R5937 SEDOL #BBR6WR8	57061R593	Dividend Received			102.90

000784:FDXU01 013194

MR\_CE\_BBFTJRBBDKGGG\_BBBB 20151231



FIDELITY PRIVATE  
CLIENT GROUP®

INVESTMENT REPORT  
December 1, 2015 - December 31, 2015

Activity (continued)

Account # Z75-817546  
CORPORATION

Dividends, Interest & Other Income (continued)

Settlement Date	Security Name	Symbol/ CUSIP	Description	Quantity	Price	Amount
12/31	RYDEX ETF TRUST GUGGENHEIM S&P 500 EQUAL WEIGHT ETF	78355W106	Dividend Received			1,348.15
<b>Total Dividends, Interest &amp; Other Income</b>						<b>\$19,115.96</b>

Other Activity In

Settlement Date	Security Name	Symbol/ CUSIP	Description	Quantity	Price	Transaction Cost	Amount
12/25	FEDL NATL MTG ASSN POOL #361783 7.50000% 10/01/2026	31376P2Q7	Principal Payment				\$0.42
<b>Total Other Activity In</b>							<b>\$0.42</b>

Exchanges Out

Date	Security Name	Symbol/ CUSIP	Description	Quantity	Price	Amount
12/01	Z83-397369-1		Transferred To			-\$25,000.00
12/17	Z83-397369-1		Transferred To			-20,000.00
<b>Total Exchanges Out</b>						<b>-\$45,000.00</b>

Fees and Charges

Date	Description	Amount	Date	Description	Amount	
12/09	Unilever Plc Spon	-\$15.00	<b>Total Fees and Charges</b>			<b>-\$17.50</b>
12/18	Bp Plc Adr (Crvt Into	-2.50				

Taxes Withheld

Date	Security	Description	Amount
12/18	ROYAL DUTCH SHELL ADR EA REP 2 CL A EURO.07	Foreign Tax Paid	-\$423.00
<b>Total Other Taxes Withheld</b>			<b>-423.00</b>
<b>Total Taxes Withheld</b>			<b>-\$423.00</b>

MR\_CE\_BBPTJRBBDKGG\_BBBB 20151231



FIDELITY PRIVATE  
CLIENT GROUP®

INVESTMENT REPORT  
December 1, 2015 - December 31, 2015

Activity (continued)

Account # Z75-817546  
CORPORATION

Dividends, Interest & Other Income (continued)

Settlement Date	Security Name	Symbol/ CUSIP	Description	Quantity	Price	Amount
12/31	FIDELITY SHORT TERM BOND	316146208	Dividend Received			398.25
12/31	FIDELITY STRATEGIC INCOME	31638R303	Reinvestment	36.250	10.150	-367.94
12/31	FIDELITY STRATEGIC INCOME	31638R303	Dividend Received			367.94
12/31	FIRST TR ISE CHINDIA INDEX FID	33733A102	Dividend Received			30.24
12/31	FLAHERTY & CRUMRINE PFD INCOME FD INC	338480106	Dividend Received			450.00
12/31	GUGGENHEIM MULTI ASSET INCOME ETF	18383M506	Dividend Received			751.80
12/31	ISHARES RUSSELL 1000 GROWTH ETF	464287614	Dividend Received			382.37
12/31	ISHARES S&P MID CAP 400 GROWTH ETF	464287606	Dividend Received			367.21
12/31	ISHARES S&P MIDCAP 400 VALUE ETF	464287705	Dividend Received			496.50
12/31	ISHARES S&P SMALLCAP 600 VALUE ETF	464287879	Dividend Received			356.84
12/31	ISHARES S&P SMALLCAP GROWTH ETF	464287887	Dividend Received			419.82
12/31	ISHARES S&P 500 VALUE ETF	464287408	Dividend Received			418.78
12/31	ISHARES TR MRG RLES CP ETF	464288539	Dividend Received			269.00
12/31	ISHARES TR US OIL EQ&SV ETF	464288844	Dividend Received			14.54
12/31	POWERSHARES DWA MOMENTUM ISIN #US73935X1533 SEDOL #B1T8669	73935X153	Dividend Received			77.16
12/31	POWERSHARES EXCH TRADED FD TR II DWA	73936Q108	Dividend Received			119.57
12/31	DEVELOPED MKTS MOMENTUM PTF					
12/31	PROSHARES TRUST ULTRA FINANCIALS NEW	74347X633	Dividend Received			48.13
	ISIN #US74347X6334 SEDOL #B1Q76Q9					

000784 FIDX6U01 013195

MR CE BBPTJRBBDKGG BBBB 20151231



FIDELITY PRIVATE  
CLIENT GROUP®

INVESTMENT REPORT  
December 1, 2015 - December 31, 2015

Estimated Cash Flow  
(Rolling as of December 31, 2015)

Account # Z75-817546  
CORPORATION

Month	Bond & CD Income	Bond & CD Principal	Stock Income	Mutual Fund Income	Total Est. Cash Flow
January 2016	--	--	\$5,233	\$2,034	\$7,267
February	--	--	1,500	2,034	3,534
March	--	--	9,528	2,034	11,562
April	--	--	5,328	2,034	7,362
May	--	--	1,995	2,034	4,029
June	--	--	9,128	2,034	11,162
July	--	--	5,233	2,034	7,267
August	--	--	1,995	2,034	4,029
September	--	--	9,128	2,034	11,162
October	--	--	5,233	2,034	7,267
November	--	--	1,995	2,034	4,029
December	--	--	9,128	4,563	13,691
<b>Total</b>	--	--	<b>\$65,424</b>	<b>\$26,937</b>	<b>\$92,361</b>

This table presents the estimated monthly interest and dividend income and return of principal that your current holdings may generate over the next rolling 12 months. The cash flows displayed are estimates provided for informational purposes only and there is no guarantee that you will actually receive any of the amounts displayed. These estimates should not be relied upon for making investment, trading or tax decisions. The estimates for fixed rate domestic bond and CD income are calculated using the security's coupon rate. The estimates for domestic common stock and mutual fund income are calculated using an indicated annual dividend (IAD). The IAD is an estimate of a security's dividend payments for the next 12 months calculated based on prior and/or declared dividends for that security. IADs are sourced from third party vendors believed to be reliable, but no assurance can be made as to accuracy. There are circumstances in which these estimates will not be presented for a specific security you hold. **Please refer to Help/Glossary on Fidelity.com for additional information on these calculations.**

**Bond & CD Income** includes interest payments for fixed rate bonds and Certificates of Deposit (CDs).

**Bond & CD Principal** includes maturing principal payments for CDs and the following bonds: fixed rate, floating rate, variable rate, discount, and zero coupon.

**Stock Income** includes estimated dividend payments for common stock, ADR's, and REITs.

**Mutual Fund Income** includes estimated dividend payments for Fidelity and non-Fidelity mutual funds.

**This table does not include cash flow from the following securities:** preferred stocks, international stocks, exchange trade products (ETF's & ETN's), UITs, variable rate bonds, and international bonds, but may be included in future enhancements.

-- not available



FIDELITY PRIVATE  
CLIENT GROUP®

INVESTMENT REPORT  
December 1, 2015 - December 31, 2015

Activity (continued)

Account # Z75-817546  
CORPORATION

Daily Additions and Subtractions

Date	Total Additions	Total Subtractions	Net Activity	Daily Balance
12/01	-	-\$3,216.53	-\$3,216.53	-
12/08	1,045.07	-	1,045.07	1,045.07
12/09	1,015.50	-	1,015.50	2,060.57
12/10	3,531.25	-	3,531.25	5,591.82
12/15	110.00	-	110.00	5,701.82
12/17	-	-5,701.82	-5,701.82	-
12/18	2,694.50	-	2,694.50	2,694.50
12/21	647.50	-	647.50	3,342.00
12/24	50.00	-	50.00	3,392.00
12/28	603.01	-	603.01	3,995.01
12/29	1,425.17	-	1,425.17	5,420.18
12/30	1,076.00	-	1,076.00	6,496.18
12/31	6,237.88	-	6,237.88	12,734.06

000784 FIDX6U01 013196

P

MR\_CE\_BBPTJRBBDKGG\_BB88 20151231



FIDELITY PRIVATE  
CLIENT GROUP®

INVESTMENT REPORT  
December 1, 2015 - December 31, 2015

Estimated Cash Flow

(Rolling as of December 31, 2015)

Account # Z75-817546  
CORPORATION

Month	Bond & CD Income	Bond & CD Principal	Stock Income	Mutual Fund Income	Total Est. Cash Flow
January 2016	--	--	\$5,233	\$2,034	\$7,267
February	--	--	1,500	2,034	3,534
March	--	--	9,528	2,034	11,562
April	--	--	5,328	2,034	7,362
May	--	--	1,995	2,034	4,029
June	--	--	9,128	2,034	11,162
July	--	--	5,233	2,034	7,267
August	--	--	1,995	2,034	4,029
September	--	--	9,128	2,034	11,162
October	--	--	5,233	2,034	7,267
November	--	--	1,995	2,034	4,029
December	--	--	9,128	4,563	13,691
<b>Total</b>	--	--	<b>\$65,424</b>	<b>\$26,937</b>	<b>\$92,361</b>

This table presents the estimated monthly interest and dividend income and return of principal that your current holdings may generate over the next rolling 12 months. The cash flows displayed are estimates provided for informational purposes only and there is no guarantee that you will actually receive any of the amounts displayed. These estimates should not be relied upon for making investment, trading or tax decisions. The estimates for fixed rate domestic bond and CD income are calculated using the security's coupon rate. The estimates for domestic common stock and mutual fund income are calculated using an indicated annual dividend (IAD). The IAD is an estimate of a security's dividend payments for the next 12 months calculated based on prior and/or declared dividends for that security. IADs are sourced from third party vendors believed to be reliable, but no assurance can be made as to accuracy. There are circumstances in which these estimates will not be presented for a specific security you hold. **Please refer to Help/Glossary on Fidelity.com for additional information on these calculations.**

**Bond & CD Income** includes interest payments for fixed rate bonds and Certificates of Deposit (CDs).

**Bond & CD Principal** includes maturing principal payments for CDs and the following bonds: fixed rate, floating rate, variable rate, discount, and zero coupon.

**Stock Income** includes estimated dividend payments for common stock, ADR's, and REITs.

**Mutual Fund Income** includes estimated dividend payments for Fidelity and non-Fidelity mutual funds.

**This table does not include cash flow from the following securities:** preferred stocks, international stocks, exchange trade products (ETF's & ETN's), UITs, variable rate bonds, and international bonds, but may be included in future enhancements.

-- not available



FIDELITY PRIVATE  
CLIENT GROUP®

INVESTMENT REPORT  
December 1, 2015 - December 31, 2015

Account Summary (continued)

Account # Z83-397369  
CORPORATION

Core Account and Credit Balance Cash Flow

Core Account: CASH

	This Period	Year-to-Date
<b>Beginning Balance</b>	<b>\$10,062.08</b>	<b>\$38,168.68</b>
<b>Investment Activity</b>		
Dividends, Interest & Other Income D	0.26	2.78
Exchanges In	45,000.00	405,000.00
Other Activity In	-	0.04
<b>Total Investment Activity</b>	<b>\$45,000.26</b>	<b>\$405,002.82</b>
<b>Cash Management Activity</b>		
Deposits	-	4,178.02
Withdrawals	-4,919.69	-48,769.56
Checking Activity	-20,359.71	-368,797.02
<b>Total Cash Management Activity</b>	<b>-\$25,279.40</b>	<b>-\$413,388.56</b>

**Ending Balance** \$29,782.94 **\$29,782.94**

D Includes dividend reinvestments.



FIDELITY PRIVATE  
CLIENT GROUP®

INVESTMENT REPORT  
December 1, 2015 - December 31, 2015

Account Value:

**\$29,782.94**

Account # Z83-397369  
CORPORATION

Change in Account Value

▲ \$19,720.86

	This Period	Year-to-Date
Beginning Account Value	\$10,062.08	\$38,168.68
Additions	45,000.00	409,178.06
Deposits	-	4,178.02
Exchanges In	45,000.00	405,000.00
Other Activity In	-	0.04
Subtractions	-25,279.40	-417,566.58
Withdrawals	-4,919.69	-48,769.56
Cards, Checking, & Bill Payments	-20,359.71	-368,797.02
<b>Change in Investment Value *</b>	<b>0.26</b>	<b>2.78</b>
<b>Ending Account Value</b>	<b>\$29,782.94</b>	<b>\$29,782.94</b>

Free Credit Balance

\$29,782.94

*Free credit balances (FCB) include cash credits from the sale of long positions, deposits, cash dividends, and interest payments which have not been transferred to a money market fund or FDIC core position. FCB also includes multi-currency positions, FCASH and credit balances that exceed the amount required to satisfy your margin obligations. Refer to the back of your statement for more information.*


Total Account Trades Jan 2015 - Dec 2015: 0

\* Appreciation or depreciation of your holdings due to price changes plus any distribution and income earned during the statement period.

Income Summary

	This Period	Year-to-Date
Taxable	\$0.26	\$2.78
Interest	0.26	2.78
<b>Total</b>	<b>\$0.26</b>	<b>\$2.78</b>

Account Holdings



100% Core Account

Holding Type	Value	Percent of Account
Core Account	\$29,782	100%
<b>Ending Market Value of Holdings</b>	<b>\$29,782</b>	<b>100%</b>

Please note that, due to rounding, percentages may not add to 100%.

Top Holdings

Description	Value	Percent of Account
Cash	\$29,782	100%
<b>Total</b>	<b>\$29,782</b>	<b>100%</b>

000784 FIDX6U01 013197

MR\_CE\_BBPTJRRBDDKGG\_BB88B 20151231



FIDELITY PRIVATE  
CLIENT GROUP®

INVESTMENT REPORT  
December 1, 2015 - December 31, 2015

Account Summary (continued)

Account # Z83-397369  
CORPORATION

Core Account and Credit Balance Cash Flow

Core Account: CASH

	This Period	Year-to-Date
<b>Beginning Balance</b>	<b>\$10,062.08</b>	<b>\$38,168.68</b>
<b>Investment Activity</b>		
Dividends, Interest & Other Income D	0.26	2.78
Exchanges In	45,000.00	405,000.00
Other Activity In	-	0.04
<b>Total Investment Activity</b>	<b>\$45,000.26</b>	<b>\$405,002.82</b>
<b>Cash Management Activity</b>		
Deposits	-	4,178.02
Withdrawals	-4,919.69	-48,769.56
Checking Activity	-20,359.71	-368,797.02
<b>Total Cash Management Activity</b>	<b>-\$25,279.40</b>	<b>-\$413,388.56</b>

**Ending Balance**

D Includes dividend reinvestments.

**\$29,782.94**

**\$29,782.94**

MERGE: BBPTJRBBDKGG\_BBBB 20151231



FIDELITY PRIVATE  
CLIENT GROUP®

INVESTMENT REPORT  
December 1, 2015 - December 31, 2015

Account Value:

**\$29,782.94**

Account # Z83-397369  
CORPORATION

Change in Account Value

**▲ \$19,720.86**

	This Period	Year-to-Date
Beginning Account Value	\$10,062.08	\$38,168.68
Additions	45,000.00	409,178.06
Deposits	-	4,178.02
Exchanges In	45,000.00	405,000.00
Other Activity In	-	0.04
Subtractions	-25,279.40	-417,566.58
Withdrawals	-4,919.69	-48,769.56
Cards, Checking & Bill Payments	-20,359.71	-368,797.02
Change in Investment Value *	0.26	2.78
Ending Account Value	\$29,782.94	\$29,782.94

Free Credit Balance

\$29,782.94

*Free credit balances (FCB) include cash credits from the sale of long positions, deposits, cash dividends, and interest payments which have not been transferred to a money market fund or FDIC core position. FCB also includes multi-currency positions, FCASH and credit balances that exceed the amount required to satisfy your margin obligations. Refer to the back of your statement for more information.*


Total Account Trades Jan 2015 - Dec 2015: 0

\* Appreciation or depreciation of your holdings due to price changes plus any distribution and income earned during the statement period.

Income Summary

	This Period	Year-to-Date
Taxable	\$0.26	\$2.78
Interest	0.26	2.78
Total	\$0.26	\$2.78

Account Holdings



100% Core Account

Holding Type	Value	Percent of Account
Core Account	\$29,782	100%
Ending Market Value of Holdings	\$29,782	100%

Please note that, due to rounding, percentages may not add to 100%.

Top Holdings

Description	Value	Percent of Account
Cash	\$29,782	100%
Total	\$29,782	100%

000784 FIDX6U01 013197 P

MR\_CE BBPTJRBBDKGG BBBB 20151231



FIDELITY PRIVATE  
CLIENT GROUP®

INVESTMENT REPORT  
December 1, 2015 - December 31, 2015

Activity (continued)

Account # Z83-397369  
CORPORATION

Checking Activity (continued)

Check Number	Post Date	Code	Description	Amount
2860 N	12/21		Check Paid	-572.61
2861	12/23		Check Paid	-211.84
2862	12/24		Check Paid	-233.88
2863	12/29		Check Paid	-5,362.26
2865 N	12/24		Check Paid	-3,000.00
<b>Total Checking Activity</b>				<b>-\$20,359.71</b>

N Check number has been skipped.

Daily Additions and Subtractions

Date	Total Additions	Total Subtractions	Net Activity	Daily Balance
12/01	\$24,682.24	-	\$24,682.24	\$34,744.32
12/02	-	-3,000.00	-3,000.00	31,744.32
12/03	-	-4,161.36	-4,161.36	27,582.96
12/04	-	-3,201.28	-3,201.28	24,381.68
12/07	-	-1,161.00	-1,161.00	23,220.68
12/08	-	-131.80	-131.80	23,088.88
12/15	-	-1,750.00	-1,750.00	21,338.88
12/16	-	-77.93	-77.93	21,260.95
12/17	20,000.00	-	20,000.00	41,260.95
12/18	2,000.00	-	2,000.00	39,260.95
12/21	-	-572.61	-572.61	38,688.34
12/23	-	-211.84	-211.84	38,476.50
12/24	-	-3,233.88	-3,233.88	35,242.62
12/29	-	-5,459.94	-5,459.94	29,782.68
12/31	0.26	-	0.26	29,782.94

09078 FIDEXU01 013199

MR\_CE\_BBP1JBBDDKGG\_BBBB 20151231



FIDELITY PRIVATE  
CLIENT GROUP®

INVESTMENT REPORT  
December 1, 2015 - December 31, 2015

### Holdings

Account # Z83-397369  
CORPORATION

#### Core Account

Description	Quantity	Price Per Unit	Total Market Value	Est. Annual Income (EAI)	Est. Yield (EY)
CASH	29,782.940	\$1.000	\$29,782.94		
<i>For balances between \$25,000.00 and \$49,999.99, the current interest rate is 0.01%.</i>					
<b>Total Core Account (100% of account holdings)</b>			<b>\$29,782.94</b>		

#### Total Holdings

**\$29,782.94**      **\$0.00**

Total Cost Basis does not include the cost basis on core, money market or other positions where cost basis is unknown or not applicable.

000784 FIDX6U01 013198

P

MR\_CE\_BBPTJRBBDKGGG\_BBBB 20151231



FIDELITY PRIVATE  
CLIENT GROUP®

INVESTMENT REPORT  
December 1, 2015 - December 31, 2015

Activity

Account # Z83-397369  
CORPORATION

Dividends, Interest & Other Income

(Includes dividend reinvestment)

Settlement Date	Security Name	Symbol/ CUSIP	Description	Quantity	Price	Amount
12/31	CASH	315994103	Interest Earned			\$0.26
<b>Total Dividends, Interest &amp; Other Income</b>						<b>\$0.26</b>

Exchanges In

Date	Security Name	Symbol/ CUSIP	Description	Quantity	Price	Amount
12/01	Z75-817546-1		Transferred From			\$25,000.00
12/17	Z75-817546-1		Transferred From			20,000.00
<b>Total Exchanges In</b>						<b>\$45,000.00</b>

Withdrawals

Date	Reference	Description	Amount
12/04	DEBIT BARCLAY CARD U 0000002857	Adjust Direct Deposit	-\$1,701.28
12/07	DEBIT AETNA AET HEALTH	Adjust Direct Deposit	-1,161.00
12/08	DEBIT FIRSTENERGY OP FE ECHECK	Adjust Direct Deposit	-131.80
12/15	DEBIT IRS USA TAXPYMT	Adjust Direct Deposit	-1,750.00
12/16	DEBIT VERIZON FINANC 0000002859	Adjust Direct Deposit	-77.93
12/29	DEBIT SPRINT80063961 ACHBILLPAY	Adjust Direct Deposit	-97.68
<b>Total Withdrawals</b>			<b>-\$4,919.69</b>

Checking Activity

Check Number	Post Date	Code	Description	Amount
2844	12/18		Check Paid	-\$2,000.00
2849 N	12/04		Check Paid	-1,500.00
2855 N	12/01		Check Paid	-317.76
2856	12/02		Check Paid	-3,000.00
2859 N	12/03		Check Paid	-4,161.36