



See a Social Security Number? Say Something!
Report Privacy Problems to <https://public.resource.org/privacy>
Or call the IRS Identity Theft Hotline at 1-800-908-4490



Form

990-PF

Department of the Treasury
Internal Revenue Service

Return of Private Foundation

or Section 4947(a)(1) Trust Treated as Private Foundation

Do not enter social security numbers on this form as it may be made public.

Information about Form 990-PF and its instructions is at www.irs.gov/form990pf.

OMB No 1545-0052





2015



Open to Public Inspection

For calendar year 2015, or tax year beginning 01-01-2015, and ending 12-31-2015

Name of foundation TW MCMATH EYE RESEARCH EMORY UNIV		A Employer identification number 58-6267654	
Number and street (or P O box number if mail is not delivered to street address) 1525 W WT HARRIS BLVD D1114-044		Room/suite	B Telephone number (see instructions) (336) 747-8182
City or town, state or province, country, and ZIP or foreign postal code CHARLOTTE, NC 28262			
G Check all that apply <div><input type="checkbox"/> Initial return <input type="checkbox"/> Final return <input type="checkbox"/> Address change</div> <div><input type="checkbox"/> Initial return of a former public charity <input type="checkbox"/> Amended return <input type="checkbox"/> Name change</div>		D 1. Foreign organizations, check here 2. Foreign organizations meeting the 85% test, check here and attach computation	
H Check type of organization <input checked="" type="checkbox"/> Section 501(c)(3) exempt private foundation <input type="checkbox"/> Section 4947(a)(1) nonexempt charitable trust <input type="checkbox"/> Other taxable private foundation		E If private foundation status was terminated under section 507(b)(1)(A), check here	
I Fair market value of all assets at end of year (from Part II, col. (c), line 16) \$ 6,798,823		F If the foundation is in a 60-month termination under section 507(b)(1)(B), check here	
J Accounting method <input type="checkbox"/> Cash <input type="checkbox"/> Accrual <input type="checkbox"/> Other (specify) _____ (Part I, column (d) must be on cash basis.)			

Part I Analysis of Revenue and Expenses <i>(The total of amounts in columns (b), (c), and (d) may not necessarily equal the amounts in column (a) (see instructions))</i>		Revenue and expenses per books (a)	Net investment income (b)	Adjusted net income (c)	Disbursements for charitable purposes (d) (cash basis only)
Revenue	1 Contributions, gifts, grants, etc , received (attach schedule)				
	2 Check <input checked="" type="checkbox"/> if the foundation is not required to attach Sch B				
	3 Interest on savings and temporary cash investments				
	4 Dividends and interest from securities	140,856	140,028		
	5a Gross rents				
	b Net rental income or (loss) _____				
	6a Net gain or (loss) from sale of assets not on line 10	-45,948			
	b Gross sales price for all assets on line 6a 3,102,275				
	7 Capital gain net income (from Part IV, line 2)		0		
	8 Net short-term capital gain			0	
	9 Income modifications				
	10a Gross sales less returns and allowances				
Operating and Administrative Expenses	b Less Cost of goods sold				
	c Gross profit or (loss) (attach schedule)				
	11 Other income (attach schedule)		11,389		
	12 Total. Add lines 1 through 11	94,908	151,417		
	13 Compensation of officers, directors, trustees, etc	74,577	55,933		18,644
	14 Other employee salaries and wages		0	0	0
	15 Pension plans, employee benefits		0	0	
	16a Legal fees (attach schedule).				0
	b Accounting fees (attach schedule).	1,600	0	0	1,600
	c Other professional fees (attach schedule)	3,508	3,508		0
	17 Interest				0
	18 Taxes (attach schedule) (see instructions)	20,360	2,935		0
	19 Depreciation (attach schedule) and depletion . . .	0	0		
	20 Occupancy				
	21 Travel, conferences, and meetings.		0	0	
	22 Printing and publications		0	0	
	23 Other expenses (attach schedule).	539	539		
	24 Total operating and administrative expenses. Add lines 13 through 23	100,584	62,915	0	20,244
	25 Contributions, gifts, grants paid	344,495			344,495
	26 Total expenses and disbursements. Add lines 24 and 25	445,079	62,915	0	364,739
	27 Subtract line 26 from line 12				
	a Excess of revenue over expenses and disbursements	-350,171			
	b Net investment income (if negative, enter -0-)		88,502		
	c Adjusted net income (if negative, enter -0-)			0	

Part II Balance Sheets		Attached schedules and amounts in the description column should be for end-of-year amounts only (See instructions)	Beginning of year	End of year	
			(a) Book Value	(b) Book Value	(c) Fair Market Value
Assets	1	Cash—non-interest-bearing	1,736	2,322	2,322
	2	Savings and temporary cash investments	158,411	162,843	162,843
	3	Accounts receivable ▶ _____			
		Less allowance for doubtful accounts ▶ _____		0	0
	4	Pledges receivable ▶ _____			
		Less allowance for doubtful accounts ▶ _____			
	5	Grants receivable			
	6	Receivables due from officers, directors, trustees, and other disqualified persons (attach schedule) (see instructions).			
	7	Other notes and loans receivable (attach schedule) ▶ _____			
		Less allowance for doubtful accounts ▶ _____ 0			
	8	Inventories for sale or use			
	9	Prepaid expenses and deferred charges			
	10a	Investments—U S and state government obligations (attach schedule)	139,072	 273,903	271,090
	b	Investments—corporate stock (attach schedule)	4,284,099	 4,449,691	4,593,657
	c	Investments—corporate bonds (attach schedule)	1,630,565	 1,029,227	1,005,155
	11	Investments—land, buildings, and equipment basis ▶ _____			
	Less accumulated depreciation (attach schedule) ▶ _____				
12	Investments—mortgage loans.				
13	Investments—other (attach schedule)	777,948	 732,007	763,756	
14	Land, buildings, and equipment basis ▶ _____				
	Less accumulated depreciation (attach schedule) ▶ _____				
15	Other assets (describe ▶ _____)				
16	Total assets(to be completed by all filers—see the instructions Also, see page 1, item I)	6,991,831	6,649,993	6,798,823	
Liabilities	17	Accounts payable and accrued expenses			
	18	Grants payable			
	19	Deferred revenue			
	20	Loans from officers, directors, trustees, and other disqualified persons			
	21	Mortgages and other notes payable (attach schedule).			
	22	Other liabilities (describe ▶ _____)			
	23	Total liabilities(add lines 17 through 22)		0	
Net Assets or Fund Balances	Foundations that follow SFAS 117, check here ▶ <input type="checkbox"/> and complete lines 24 through 26 and lines 30 and 31.				
	24	Unrestricted			
	25	Temporarily restricted			
	26	Permanently restricted			
	Foundations that do not follow SFAS 117, check here ▶ <input checked="" type="checkbox"/> and complete lines 27 through 31.				
	27	Capital stock, trust principal, or current funds	6,991,831	6,649,993	
	28	Paid-in or capital surplus, or land, bldg , and equipment fund			
	29	Retained earnings, accumulated income, endowment, or other funds			
	30	Total net assets or fund balances(see instructions)	6,991,831	6,649,993	
31	Total liabilities and net assets/fund balances(see instructions)	6,991,831	6,649,993		

Part III Analysis of Changes in Net Assets or Fund Balances			
1	Total net assets or fund balances at beginning of year—Part II, column (a), line 30 (must agree with end-of-year figure reported on prior year’s return)	1	6,991,831
2	Enter amount from Part I, line 27a	2	-350,171
3	Other increases not included in line 2 (itemize) ▶ _____ 	3	23,394
4	Add lines 1, 2, and 3	4	6,665,054
5	Decreases not included in line 2 (itemize) ▶ _____ 	5	15,061
6	Total net assets or fund balances at end of year (line 4 minus line 5)—Part II, column (b), line 30	6	6,649,993

Part IV

Capital Gains and Losses for Tax on Investment Income

List and describe the kind(s) of property sold (e g , real estate, (a) 2-story brick warehouse, or common stock, 200 shs MLC Co)		How acquired P—Purchase (b) D—Donation	Date acquired (c) (mo , day, yr)	Date sold (d) (mo , day, yr)
1a	See Additional Data Table			
b				
c				
d				
e				

(e) Gross sales price	Depreciation allowed (f) (or allowable)	Cost or other basis (g) plus expense of sale	Gain or (loss) (h) (e) plus (f) minus (g)
a See Additional Data Table			
b			
c			
d			
e			

Complete only for assets showing gain in column (h) and owned by the foundation on 12/31/69			Gains (Col (h) gain minus col (k), but not less than -0-) or (l) Losses (from col (h))
(i) F M V as of 12/31/69	Adjusted basis (j) as of 12/31/69	Excess of col (i) (k) over col (j), if any	
a See Additional Data Table			
b			
c			
d			
e			

2	Capital gain net income or (net capital loss)	<div>If gain, also enter in Part I, line 7 If (loss), enter -0- in Part I, line 7</div>	2	-45,948
3	Net short-term capital gain or (loss) as defined in sections 1222(5) and (6) <div>If gain, also enter in Part I, line 8, column (c) (see instructions) If (loss), enter -0- in Part I, line 8</div>	<div></div>	3	

Part V

Qualification Under Section 4940(e) for Reduced Tax on Net Investment Income

(For optional use by domestic private foundations subject to the section 4940(a) tax on net investment income)
If section 4940(d)(2) applies, leave this part blank

Was the foundation liable for the section 4942 tax on the distributable amount of any year in the base period? ☐ Yes ☒ No
If "Yes," the foundation does not qualify under section 4940(e) Do not complete this part

1 Enter the appropriate amount in each column for each year, see instructions before making any entries

(a) Base period years Calendar year (or tax year beginning in)	(b) Adjusted qualifying distributions	(c) Net value of noncharitable-use assets	(d) Distribution ratio (col (b) divided by col (c))
2014	354,513	7,331,107	0 048357
2013	350,528	7,112,843	0 049281
2012	341,802	6,852,037	0 049883
2011	483,694	7,022,188	0 068881
2010	258,960	6,829,875	0 037916

2	Total of line 1, column (d).	2	0 254318
3	Average distribution ratio for the 5-year base period—divide the total on line 2 by 5, or by the number of years the foundation has been in existence if less than 5 years	3	0 050864
4	Enter the net value of noncharitable-use assets for 2015 from Part X, line 5.	4	7,104,765
5	Multiply line 4 by line 3.	5	361,377
6	Enter 1% of net investment income (1% of Part I, line 27b).	6	885
7	Add lines 5 and 6.	7	362,262
8	Enter qualifying distributions from Part XII, line 4.	8	364,739

If line 8 is equal to or greater than line 7, check the box in Part VI, line 1b, and complete that part using a 1% tax rate See
the Part VI instructions

Part VIExcise Tax Based on Investment Income (Section 4940(a), 4940(b), 4940(e), or 4948—see page 18 of the instructions)

1a

Exempt operating foundations described in section 4940(d)(2), check here ☐ and enter "N/A" on line 1
Date of ruling or determination letter _____
(attach copy of letter if necessary—see instructions)

b

Domestic foundations that meet the section 4940(e) requirements in Part V, check here ☒ and enter 1% of Part I, line 27b

c

All other domestic foundations enter 2% of line 27b. Exempt foreign organizations enter 4% of Part I, line 12, col. (b)

2

Tax under section 511 (domestic section 4947(a)(1) trusts and taxable foundations only. Others enter -0-)

2

0

3

Add lines 1 and 2.

3

885

4

Subtitle A (income) tax (domestic section 4947(a)(1) trusts and taxable foundations only. Others enter -0-)

4

0

5

Tax based on investment income. Subtract line 4 from line 3. If zero or less, enter -0-

5

885

6

Credits/Payments

a

2015 estimated tax payments and 2014 overpayment credited to 2015

6a

15,178

b

Exempt foreign organizations—tax withheld at source

6b

c

Tax paid with application for extension of time to file (Form 8868).

6c

0

d

Backup withholding erroneously withheld

6d

7

Total credits and payments. Add lines 6a through 6d.

7

15,178

8

Enter any **penalty** for underpayment of estimated tax. Check here ☐ if Form 2220 is attached.

8

0

9

Tax due. If the total of lines 5 and 8 is more than line 7, enter **amount owed**

9

10

Overpayment. If line 7 is more than the total of lines 5 and 8, enter the **amount overpaid**.

10

14,293

11

Enter the amount of line 10 to be **Credited to 2015 estimated tax** ☒ 888 **Refunded** ☒

11

13,405

Part VII-AStatements Regarding Activities

1a

During the tax year, did the foundation attempt to influence any national, state, or local legislation or did it participate or intervene in any political campaign?

1a

No

b

Did it spend more than \$100 during the year (either directly or indirectly) for political purposes (see Instructions for definition)?
If the answer is "Yes" to 1a or 1b, attach a detailed description of the activities and copies of any materials published or distributed by the foundation in connection with the activities.

1b

No

c

Did the foundation file **Form 1120-POL** for this year?

1c

No

d

Enter the amount (if any) of tax on political expenditures (section 4955) imposed during the year:
(1) On the foundation ☒ \$ _____ **(2)** On foundation managers ☒ \$ _____

e

Enter the reimbursement (if any) paid by the foundation during the year for political expenditure tax imposed on foundation managers ☒ \$ _____

2

Has the foundation engaged in any activities that have not previously been reported to the IRS?
If "Yes," attach a detailed description of the activities.

2

No

3

Has the foundation made any changes, not previously reported to the IRS, in its governing instrument, articles of incorporation, or bylaws, or other similar instruments? *If "Yes," attach a conformed copy of the changes*

3

No

4a

Did the foundation have unrelated business gross income of \$1,000 or more during the year?

4a

No

b

If "Yes," has it filed a tax return on **Form 990-T** for this year?

4b

5

Was there a liquidation, termination, dissolution, or substantial contraction during the year?
If "Yes," attach the statement required by General Instruction T.

5

No

6

Are the requirements of section 508(e) (relating to sections 4941 through 4945) satisfied either:
• By language in the governing instrument, or
• By state legislation that effectively amends the governing instrument so that no mandatory directions that conflict with the state law remain in the governing instrument?

6

Yes

7

Did the foundation have at least \$5,000 in assets at any time during the year? *If "Yes," complete Part II, col. (c), and Part XV.*

7

Yes

8a

Enter the states to which the foundation reports or with which it is registered (see instructions)
☒ GA _____

b

If the answer is "Yes" to line 7, has the foundation furnished a copy of Form 990-PF to the Attorney General (or designate) of each state as required by General Instruction G? *If "No," attach explanation.*

8b

Yes

9

Is the foundation claiming status as a private operating foundation within the meaning of section 4942(j)(3) or 4942(j)(5) for calendar year 2015 or the taxable year beginning in 2015 (see instructions for Part XIV)?
If "Yes," complete Part XIV

9

No

10

Did any persons become substantial contributors during the tax year? *If "Yes," attach a schedule listing their names and addresses.*

10

No

Form 990-PF (2015)

Part VII-A

Statements Regarding Activities *(continued)*

11	At any time during the year, did the foundation, directly or indirectly, own a controlled entity within the meaning of section 512(b)(13)? If "Yes," attach schedule (see instructions).	11		No
12	Did the foundation make a distribution to a donor advised fund over which the foundation or a disqualified person had advisory privileges? If "Yes," attach statement (see instructions)	12		No
13	Did the foundation comply with the public inspection requirements for its annual returns and exemption application? Website address	13	Yes	
14	The books are in care of <u>WELLS FARGO BANK NA</u> Telephone no <u>(336) 747-8182</u> Located at <u>1 W 4TH ST 2ND FLOOR WINSTONSALEM NC</u> ZIP+4 <u>271013818</u>			
15	Section 4947(a)(1) nonexempt charitable trusts filing Form 990-PF in lieu of Form 1041 —Check here <input type="checkbox"/> and enter the amount of tax-exempt interest received or accrued during the year.	15		
16	At any time during calendar year 2015, did the foundation have an interest in or a signature or other authority over a bank, securities, or other financial account in a foreign country? See instructions for exceptions and filing requirements for FinCEN Form 114, Report of Foreign Bank and Financial Accounts (FBAR) If "Yes", enter the name of the foreign country	16	Yes	No

Part VII-B

Statements Regarding Activities for Which Form 4720 May Be Required

File Form 4720 if any item is checked in the "Yes" column, unless an exception applies.			Yes	No
1a	During the year did the foundation (either directly or indirectly) (1) Engage in the sale or exchange, or leasing of property with a disqualified person? <input type="checkbox"/> Yes <input checked="" type="checkbox"/> No (2) Borrow money from, lend money to, or otherwise extend credit to (or accept it from) a disqualified person?. <input type="checkbox"/> Yes <input checked="" type="checkbox"/> No (3) Furnish goods, services, or facilities to (or accept them from) a disqualified person? <input checked="" type="checkbox"/> Yes <input type="checkbox"/> No (4) Pay compensation to, or pay or reimburse the expenses of, a disqualified person? <input checked="" type="checkbox"/> Yes <input type="checkbox"/> No (5) Transfer any income or assets to a disqualified person (or make any of either available for the benefit or use of a disqualified person)?. <input type="checkbox"/> Yes <input checked="" type="checkbox"/> No (6) Agree to pay money or property to a government official? (Exception. Check "No" if the foundation agreed to make a grant to or to employ the official for a period after termination of government service, if terminating within 90 days). <input type="checkbox"/> Yes <input checked="" type="checkbox"/> No			
b	If any answer is "Yes" to 1a(1)–(6), did any of the acts fail to qualify under the exceptions described in Regulations section 53.4941(d)-3 or in a current notice regarding disaster assistance (see instructions)? <input type="checkbox"/> Organizations relying on a current notice regarding disaster assistance check here. <input type="checkbox"/>	1b		No
c	Did the foundation engage in a prior year in any of the acts described in 1a, other than excepted acts, that were not corrected before the first day of the tax year beginning in 2015?.	1c		No
2	Taxes on failure to distribute income (section 4942) (does not apply for years the foundation was a private operating foundation defined in section 4942(j)(3) or 4942(j)(5))			
a	At the end of tax year 2015, did the foundation have any undistributed income (lines 6d and 6e, Part XIII) for tax year(s) beginning before 2015?. <input type="checkbox"/> Yes <input checked="" type="checkbox"/> No If "Yes," list the years <u>20</u> , <u>20</u> , <u>20</u> , <u>20</u>			
b	Are there any years listed in 2a for which the foundation is not applying the provisions of section 4942(a)(2) (relating to incorrect valuation of assets) to the year's undistributed income? (If applying section 4942(a)(2) to all years listed, answer "No" and attach statement—see instructions).	2b		No
c	If the provisions of section 4942(a)(2) are being applied to any of the years listed in 2a, list the years here <u>20</u> , <u>20</u> , <u>20</u> , <u>20</u>			
3a	Did the foundation hold more than a 2% direct or indirect interest in any business enterprise at any time during the year?. <input type="checkbox"/> Yes <input checked="" type="checkbox"/> No			
b	If "Yes," did it have excess business holdings in 2015 as a result of (1) any purchase by the foundation or disqualified persons after May 26, 1969, (2) the lapse of the 5-year period (or longer period approved by the Commissioner under section 4943(c)(7)) to dispose of holdings acquired by gift or bequest, or (3) the lapse of the 10-, 15-, or 20-year first phase holding period?(<i>Use Schedule C, Form 4720, to determine if the foundation had excess business holdings in 2015.</i>)	3b		
4a	Did the foundation invest during the year any amount in a manner that would jeopardize its charitable purposes?	4a		No
b	Did the foundation make any investment in a prior year (but after December 31, 1969) that could jeopardize its charitable purpose that had not been removed from jeopardy before the first day of the tax year beginning in 2015?	4b		No

Part VII-B

Statements Regarding Activities for Which Form 4720 May Be Required (Continued)

5a

During the year did the foundation pay or incur any amount to

(1)

Carry on propaganda, or otherwise attempt to influence legislation (section 4945(e))?

☐ Yes

☒ No

(2)

Influence the outcome of any specific public election (see section 4955), or to carry on, directly or indirectly, any voter registration drive?

☐ Yes

☒ No

(3)

Provide a grant to an individual for travel, study, or other similar purposes?

☐ Yes

☒ No

(4)

Provide a grant to an organization other than a charitable, etc , organization described in section 4945(d)(4)(A)? (see instructions).

☐ Yes

☒ No

(5)

Provide for any purpose other than religious, charitable, scientific, literary, or educational purposes, or for the prevention of cruelty to children or animals?

☐ Yes

☒ No

b

If any answer is "Yes" to 5a(1)–(5), did **any** of the transactions fail to qualify under the exceptions described in Regulations section 53.4945 or in a current notice regarding disaster assistance (see instructions)?

5b

Organizations relying on a current notice regarding disaster assistance check here.

☐

c

If the answer is "Yes" to question 5a(4), does the foundation claim exemption from the tax because it maintained expenditure responsibility for the grant?

☐ Yes

☐ No

If "Yes," attach the statement required by Regulations section 53.4945–5(d).

6a

Did the foundation, during the year, receive any funds, directly or indirectly, to pay premiums on a personal benefit contract?

☐ Yes

☒ No

b

Did the foundation, during the year, pay premiums, directly or indirectly, on a personal benefit contract?

6b

No

If "Yes" to 6b, file Form 8870.

7a

At any time during the tax year, was the foundation a party to a prohibited tax shelter transaction?

☐ Yes

☒ No

b

If yes, did the foundation receive any proceeds or have any net income attributable to the transaction?

7b

Part VIII

Information About Officers, Directors, Trustees, Foundation Managers, Highly Paid Employees, and Contractors

1

List all officers, directors, trustees, foundation managers and their compensation (see instructions).

(a) Name and address	Title, and average hours per week (b) devoted to position	(c) Compensation (If not paid, enter -0-)	(d) Contributions to employee benefit plans and deferred compensation	Expense account, (e) other allowances
WELLS FARGO BANK NA 1525 WWT HARRIS BLVD D1114-044 CHARLOTTE, NC 282885709	TRUSTEE 40	74,577		

2

Compensation of five highest-paid employees (other than those included on line 1—see instructions). If none, enter "NONE."

(a) Name and address of each employee paid more than \$50,000	Title, and average hours per week (b) devoted to position	(c) Compensation	Contributions to employee benefit plans and deferred compensation (d)	Expense account, (e) other allowances
NONE				

Total

number of other employees paid over \$50,000.

0

Form 990-PF (2015)

3 Five highest-paid independent contractors for professional services (see instructions). If none, enter "NONE".

Part IX-A Summary of Direct Charitable Activities

Part IX-B Summary of Program-Related Investments (see instructions)Form **990-PF** (2015)

Part X

Minimum Investment Return

(All domestic foundations must complete this part. Foreign foundations,see instructions.)

1	Fair market value of assets not used (or held for use) directly in carrying out charitable, etc , purposes		
a	Average monthly fair market value of securities.	1a	6,971,524
b	Average of monthly cash balances.	1b	241,435
c	Fair market value of all other assets (see instructions).	1c	0
d	Total (add lines 1a, b, and c).	1d	7,212,959
e	Reduction claimed for blockage or other factors reported on lines 1a and 1c (attach detailed explanation).	1e	0
2	Acquisition indebtedness applicable to line 1 assets.	2	0
3	Subtract line 2 from line 1d.	3	7,212,959
4	Cash deemed held for charitable activities Enter 1 1/2% of line 3 (for greater amount, see instructions).	4	108,194
5	Net value of noncharitable-use assets. Subtract line 4 from line 3 Enter here and on Part V, line 4	5	7,104,765
6	Minimum investment return. Enter 5% of line 5.	6	355,238

Part XI

Distributable Amount

(see instructions) (Section 4942(j)(3) and (j)(5) private operating foundations and certain foreign organizations check here ☒ and do not complete this part.)

1	Minimum investment return from Part X, line 6.	1	355,238
2a	Tax on investment income for 2015 from Part VI, line 5.	2a	885
b	Income tax for 2015 (This does not include the tax from Part VI).	2b	
c	Add lines 2a and 2b.	2c	885
3	Distributable amount before adjustments Subtract line 2c from line 1.	3	354,353
4	Recoveries of amounts treated as qualifying distributions.	4	0
5	Add lines 3 and 4.	5	354,353
6	Deduction from distributable amount (see instructions).	6	0
7	Distributable amount as adjusted Subtract line 6 from line 5 Enter here and on Part XIII, line 1.	7	354,353

Part XII

Qualifying Distributions (see instructions)

1	Amounts paid (including administrative expenses) to accomplish charitable, etc , purposes		
a	Expenses, contributions, gifts, etc —total from Part I, column (d), line 26.	1a	364,739
b	Program-related investments—total from Part IX-B.	1b	0
2	Amounts paid to acquire assets used (or held for use) directly in carrying out charitable, etc , purposes.	2	0
3	Amounts set aside for specific charitable projects that satisfy the		
a	Suitability test (prior IRS approval required).	3a	0
b	Cash distribution test (attach the required schedule).	3b	0
4	Qualifying distributions. Add lines 1a through 3b Enter here and on Part V, line 8, and Part XIII, line 4	4	364,739
5	Foundations that qualify under section 4940(e) for the reduced rate of tax on net investment income Enter 1% of Part I, line 27b (see instructions).	5	885
6	Adjusted qualifying distributions. Subtract line 5 from line 4.	6	363,854

Note:The amount on line 6 will be used in Part V, column (b), in subsequent years when calculating whether the foundation qualifies for the section 4940(e) reduction of tax in those years

Part XIII

Undistributed Income (see instructions)

	(a) Corpus	(b) Years prior to 2014	(c) 2014	(d) 2015
1 Distributable amount for 2015 from Part XI, line 7				354,353
2 Undistributed income, if any, as of the end of 2015				
a Enter amount for 2014 only.			0	
b Total for prior years 2013 , 20 , 20		0		
3 Excess distributions carryover, if any, to 2015				
a From 2010.				0
b From 2011.				2,972
c From 2012.				5,148
d From 2013.				5,305
e From 2014.				3,230
f Total of lines 3a through e.	16,655			
4 Qualifying distributions for 2015 from Part XII, line 4 \$				364,739
a Applied to 2014, but not more than line 2a			0	
b Applied to undistributed income of prior years (Election required—see instructions).		0		
c Treated as distributions out of corpus (Election required—see instructions).	0			
d Applied to 2015 distributable amount.				354,353
e Remaining amount distributed out of corpus	10,386			
5 Excess distributions carryover applied to 2015 (If an amount appears in column (d), the same amount must be shown in column (a).)	0			0
6 Enter the net total of each column as indicated below:				
a Corpus Add lines 3f, 4c, and 4e Subtract line 5	27,041			
b Prior years' undistributed income Subtract line 4b from line 2b.		0		
c Enter the amount of prior years' undistributed income for which a notice of deficiency has been issued, or on which the section 4942(a) tax has been previously assessed.		0		
d Subtract line 6c from line 6b Taxable amount—see instructions.		0		
e Undistributed income for 2014 Subtract line 4a from line 2a Taxable amount—see instructions.			0	
f Undistributed income for 2016 Subtract lines 4d and 5 from line 1 This amount must be distributed in 2015.				0
7 Amounts treated as distributions out of corpus to satisfy requirements imposed by section 170(b)(1)(F) or 4942(g)(3) (Election may be required - see instructions).	0			
8 Excess distributions carryover from 2010 not applied on line 5 or line 7 (see instructions).	0			
9 Excess distributions carryover to 2016. Subtract lines 7 and 8 from line 6a.	27,041			
10 Analysis of line 9				
a Excess from 2011.				2,972
b Excess from 2012.				5,148
c Excess from 2013.				5,305
d Excess from 2014.				3,230
e Excess from 2015.				10,386

Part XIV

b Check box to indicate whether the organization is a private operating foundation described in section 170(c)(2)(B)(i) or 170(c)(2)(B)(ii): ☐ 170(c)(2)(B)(i) or ☐ 170(c)(2)(B)(ii)

b 85% of line 2a

d Amounts included in line 2c not used directly for active conduct of exempt activities

3 Complete 3a, b, or c for the alternative test relied upon

a "Assets" alternative test—enter

(1) Value of all assets

(2) Value of assets qualifying
under section 4942(j)(3)(B)(i)

b "Endowment" alternative test— enter 2/3 of minimum investment return shown in Part X, line 6 for each year listed. . .

c "Support" alternative test—enter

(1) Total support other than gross investment income (interest, dividends, rents, payments on securities loans (section 512(a)(5)), or royalties)

(2) Support from general public and 5 or more exempt organizations as provided in section 4942(j)(3)(B)(iii). . . .

(3) Largest amount of support from an exempt organization

(4) Gross investment income

[illegible]

Part XV

1

a List any managers of the foundation who have contributed more than 2% of the total contributions received by the foundation before the close of any tax year (but only if they have contributed more than \$5,000) (See section 507(d)(2))

b List any managers of the foundation who own 10% or more of the stock of a corporation (or an equally large portion of the ownership of a partnership or other entity) of which the foundation has a 10% or greater interest

2

Check here ☒ if the foundation only makes contributions to preselected charitable organizations and does not accept unsolicited requests for funds. If the foundation makes gifts, grants, etc. (see instructions) to individuals or organizations under other conditions, complete items 2a, b, c, and d.

a The name, address, and telephone number or email address of the person to whom applications should be addressed

b The form in which applications should be submitted and information and materials they should include

c Any submission deadlines

d Any restrictions or limitations on awards, such as by geographical areas, charitable fields, kinds of institutions, or other factors

3 Grants and Contributions Paid During the Year or Approved for Future Payment

Form **990-PF** (2015)

Enter gross amounts unless otherwise indicated		Unrelated business income		Excluded by section 512, 513, or 514		(e) Related or exempt function income (See instructions)
		(a) Business code	(b) Amount	(c) Exclusion code	(d) Amount	
1	Program service revenue					
a	_____					
b	_____					
c	_____					
d	_____					
e	_____					
f	_____					
g	Fees and contracts from government agencies					
2	Membership dues and assessments.					
3	Interest on savings and temporary cash investments					
4	Dividends and interest from securities. . . .			14	140,856	
5	Net rental income or (loss) from real estate					
a	Debt-financed property.					
b	Not debt-financed property.					
6	Net rental income or (loss) from personal property					
7	Other investment income.					
8	Gain or (loss) from sales of assets other than inventory			18	-45,948	
9	Net income or (loss) from special events					
10	Gross profit or (loss) from sales of inventory					
11	Other revenue a _____					
b	_____					
c	_____					
d	_____					
e	_____					
12	Subtotal Add columns (b), (d), and (e). . .				94,908	
13	Total. Add line 12, columns (b), (d), and (e). (See worksheet in line 13 instructions to verify calculations)			13		94,908

[illegible]

Part XVII

Information Regarding Transfers To and Transactions and Relationships With Noncharitable Exempt Organizations

1

Did the organization directly or indirectly engage in any of the following with any other organization described in section 501(c) of the Code (other than section 501(c)(3) organizations) or in section 527, relating to political organizations?

Yes

No

a

Transfers from the reporting foundation to a noncharitable exempt organization of

(1)

Cash.

1a(1)

No

(2)

Other assets.

1a(2)

No

b

Other transactions

(1)

Sales of assets to a noncharitable exempt organization.

1b(1)

No

(2)

Purchases of assets from a noncharitable exempt organization.

1b(2)

No

(3)

Rental of facilities, equipment, or other assets.

1b(3)

No

(4)

Reimbursement arrangements.

1b(4)

No

(5)

Loans or loan guarantees.

1b(5)

No

(6)

Performance of services or membership or fundraising solicitations.

1b(6)

No

c

Sharing of facilities, equipment, mailing lists, other assets, or paid employees.

1c

No

d

If the answer to any of the above is "Yes," complete the following schedule. Column (b) should always show the fair market value of the goods, other assets, or services given by the reporting foundation. If the foundation received less than fair market value in any transaction or sharing arrangement, show in column (d) the value of the goods, other assets, or services received

(a) Line No	(b) Amount involved	(c) Name of nonchantable exempt organization	(d) Description of transfers, transactions, and sharing arrangements

2a

Is the foundation directly or indirectly affiliated with, or related to, one or more tax-exempt organizations described in section 501(c) of the Code (other than section 501(c)(3)) or in section 527?

Yes

checked

No

b If "Yes," complete the following schedule

(a) Name of organization	(b) Type of organization	(c) Description of relationship

Sign Here

Under penalties of perjury, I declare that I have examined this return, including accompanying schedules and statements, and to the best of my knowledge and belief, it is true, correct, and complete. Declaration of preparer (other than taxpayer) is based on all information of which preparer has any knowledge.

2016-09-08

Signature of officer or trustee

Date

Title

May the IRS discuss this return with the preparer shown below (see instr.)?

Yes

checked

No

Paid Preparer Use Only

Print/Type preparer's name

Preparer's Signature

Date

Check if self-employed ☐

PTIN

Firm's name

Firm's EIN

Firm's address

Phone no

Form 990PF Part IV - Capital Gains and Losses for Tax on Investment Income - Columns a - d

List and describe the kind(s) of property sold (e g , real estate, (a) 2-story brick warehouse, or common stock, 200 shs MLC Co)	How acquired P—Purchase (b) D—Donation	Date acquired (c) (mo , day, yr)	(d) Date sold (mo , day, yr)
3000 AT&T INC 2 950% 5/15/16		2014-06-18	2015-03-04
7 ADOBE SYS INC		2014-11-12	2015-05-27
19 ADOBE SYS INC		2014-10-28	2015-06-10
20 ADOBE SYS INC		2014-10-28	2015-07-23
22 ADOBE SYS INC		2014-10-09	2015-08-11
10 ADOBE SYS INC		2014-10-09	2015-08-27
14 ADOBE SYS INC		2014-10-09	2015-09-14
40 AETNA INC-NEW		2014-08-21	2015-06-11
6 AETNA INC-NEW		2014-08-21	2015-08-13
3 AIR PRODS & CHEMS INC COM		2014-11-12	2015-05-27

Form 990PF Part IV - Capital Gains and Losses for Tax on Investment Income - Columns e - h

(e) Gross sales price	Depreciation allowed (f) (or allowable)	Cost or other basis (g) plus expense of sale	Gain or (loss) (h) (e) plus (f) minus (g)
3,063		3,117	-54
558		491	67
1,512		1,297	215
1,616		1,346	270
1,861		1,463	398
777		658	119
1,098		921	177
4,717		3,183	1,534
711		477	234
442		404	38

Form 990PF Part IV - Capital Gains and Losses for Tax on Investment Income - Columns i - l

Complete only for assets showing gain in column (h) and owned by the foundation on 12/31/69			Gains (Col (h) gain minus col (k), but not less than -0-) or (l) Losses (from col (h))
(i) F M V as of 12/31/69	Adjusted basis (j) as of 12/31/69	Excess of col (i) (k) over col (j), if any	
			-54
			67
			215
			270
			398
			119
			177
			1,534
			234
			38

Form 990PF Part IV - Capital Gains and Losses for Tax on Investment Income - Columns a - d

List and describe the kind(s) of property sold (e g , real estate, (a) 2-story brick warehouse, or common stock, 200 shs MLC Co)	(b) How acquired P—Purchase D—Donation	Date acquired (c) (mo , day, yr)	(d) Date sold (mo , day, yr)
9 AIR PRODS & CHEMS INC COM		2014-03-21	2015-11-02
333 AIRBUS GROUP NV - UNSP ADR		2014-05-12	2015-02-04
8 AIRGAS INC COM		2014-09-10	2015-12-10
132 AMERIPRISE FINL INC		2015-01-21	2015-05-18
238 ANGLO AMERN PLC ADR		2014-10-15	2015-09-29
3000 APACHE CORP 3 250% 4/15/22		2014-06-18	2015-01-22
2000 APPLE INC 2 400% 5/03/23		2014-10-20	2015-01-16
2000 APPLE INC 2 400% 5/03/23		2014-10-20	2015-07-29
4000 APPLE INC 2 400% 5/03/23		2014-06-18	2015-07-29
330 ARCHER DANIELS MIDLAND CO		2014-08-21	2015-10-01

Form 990PF Part IV - Capital Gains and Losses for Tax on Investment Income - Columns e - h

(e) Gross sales price	(f) Depreciation allowed (or allowable)	(g) Cost or other basis plus expense of sale	(h) Gain or (loss) (e) plus (f) minus (g)
1,249		1,110	139
4,438		5,675	-1,237
1,093		868	225
16,996		16,654	342
975		2,678	-1,703
2,967		3,067	-100
1,976		1,942	34
1,899		1,940	-41
3,798		3,791	7
13,591		16,437	-2,846

Form 990PF Part IV - Capital Gains and Losses for Tax on Investment Income - Columns i - l

Complete only for assets showing gain in column (h) and owned by the foundation on 12/31/69			(l) Gains (Col (h) gain minus col (k), but not less than -0-) or Losses (from col (h))
(i) F M V as of 12/31/69	(j) Adjusted basis as of 12/31/69	(k) Excess of col (i) over col (j), if any	
			139
			-1,237
			225
			342
			-1,703
			-100
			34
			-41
			7
			-2,846

Form 990PF Part IV - Capital Gains and Losses for Tax on Investment Income - Columns a - d

List and describe the kind(s) of property sold (e g , real estate, (a) 2-story brick warehouse, or common stock, 200 shs MLC Co)	(b) How acquired P—Purchase D—Donation	(c) Date acquired (mo , day, yr)	(d) Date sold (mo , day, yr)
525 ARRIS GROUP INC		2014-08-21	2015-06-11
7 ASHLAND INC NEW		2014-03-21	2015-03-30
5 ASHLAND INC NEW		2014-03-21	2015-05-14
7 ASHLAND INC NEW		2013-05-15	2015-06-10
25 ASHLAND INC NEW		2013-05-31	2015-08-11
13 ASHLAND INC NEW		2013-04-23	2015-08-27
39 ASSA ABLOY AB-UNSP ADR		2014-05-12	2015-08-06
148 ATLANTIA SPA-UNSPONSORED ADR		2014-05-12	2015-05-11
282 ATLANTIA SPA-UNSPONSORED ADR		2014-05-12	2015-07-08
1 AUTOZONE INC		2014-03-21	2015-05-14

Form 990PF Part IV - Capital Gains and Losses for Tax on Investment Income - Columns e - h

(e) Gross sales price	(f) Depreciation allowed (or allowable)	(g) Cost or other basis plus expense of sale	(h) Gain or (loss) (e) plus (f) minus (g)
16,842		16,327	515
903		686	217
638		482	156
892		629	263
2,840		2,227	613
1,346		1,131	215
387		336	51
1,946		1,984	-38
3,253		3,781	-528
683		538	145

Form 990PF Part IV - Capital Gains and Losses for Tax on Investment Income - Columns i - l

Complete only for assets showing gain in column (h) and owned by the foundation on 12/31/69			(l) Gains (Col (h) gain minus col (k), but not less than -0-) or Losses (from col (h))
(i) F M V as of 12/31/69	(j) Adjusted basis as of 12/31/69	(k) Excess of col (i) over col (j), if any	
			515
			217
			156
			263
			613
			215
			51
			-38
			-528
			145

Form 990PF Part IV - Capital Gains and Losses for Tax on Investment Income - Columns a - d

List and describe the kind(s) of property sold (e g , real estate, (a) 2-story brick warehouse, or common stock, 200 shs MLC Co)	(b) How acquired P—Purchase D—Donation	Date acquired (c) (mo , day, yr)	(d) Date sold (mo , day, yr)
1 AUTOZONE INC		2014-03-21	2015-11-02
143 BG GROUP PLC - ADR		2014-05-12	2015-04-09
43 BNP PARIBAS - ADR		2014-05-12	2015-03-04
75 BNP PARIBAS - ADR		2014-05-12	2015-05-13
2 BARD C R INC		2014-07-28	2015-02-05
3 BARD C R INC		2014-03-21	2015-05-14
11 BAYER AG - ADR		2014-05-12	2015-02-17
2 BAYER AG - ADR		2014-05-12	2015-08-06
105 BAYERISCHE MOTOREN WERKE (BMW) ADR		2014-05-12	2015-05-15
5 BECTON DICKINSON & CO		2014-03-21	2015-05-27

Form 990PF Part IV - Capital Gains and Losses for Tax on Investment Income - Columns e - h

(e) Gross sales price	(f) Depreciation allowed (or allowable)	(g) Cost or other basis plus expense of sale	(h) Gain or (loss) (e) plus (f) minus (g)
776		538	238
2,419		3,080	-661
1,220		1,581	-361
2,398		2,757	-359
348		307	41
511		441	70
1,574		1,554	20
298		283	15
4,080		4,267	-187
707		580	127

Form 990PF Part IV - Capital Gains and Losses for Tax on Investment Income - Columns i - l

Complete only for assets showing gain in column (h) and owned by the foundation on 12/31/69			(l) Gains (Col (h) gain minus col (k), but not less than -0-) or Losses (from col (h))
(i) F M V as of 12/31/69	(j) Adjusted basis as of 12/31/69	(k) Excess of col (i) over col (j), if any	
			238
			-661
			-361
			-359
			41
			70
			20
			15
			-187
			127

Form 990PF Part IV - Capital Gains and Losses for Tax on Investment Income - Columns a - d

List and describe the kind(s) of property sold (e g , real estate, (a) 2-story brick warehouse, or common stock, 200 shs MLC Co)	(b) How acquired P—Purchase D—Donation	Date acquired (c) (mo , day, yr)	(d) Date sold (mo , day, yr)
122 BERKSHIRE HATHAWAY INC		2012-12-17	2015-05-18
48 BIOGEN INC		2014-09-02	2015-10-01
11 BROOKFIELD ASSET MANAGE-CL A		2014-11-12	2015-01-28
10 BROOKFIELD ASSET MANAGE-CL A		2014-07-28	2015-02-05
44 BROOKFIELD ASSET MANAGE-CL A		2015-07-23	2015-11-02
10 BROWN & BROWN INC		2014-03-21	2015-05-14
34 CALPINE CORP/NEW		2013-06-03	2015-02-17
6 CALPINE CORP/NEW		2014-03-21	2015-02-17
85 CALPINE CORP/NEW		2012-05-14	2015-11-20
335 CAMERON INTL CORP		2015-08-13	2015-10-01

Form 990PF Part IV - Capital Gains and Losses for Tax on Investment Income - Columns e - h

(e) Gross sales price	(f) Depreciation allowed (or allowable)	(g) Cost or other basis plus expense of sale	(h) Gain or (loss) (e) plus (f) minus (g)
17,767		10,932	6,835
13,670		16,533	-2,863
573		527	46
530		447	83
1,535		1,581	-46
319		314	5
723		628	95
128		123	5
1,240		1,508	-268
20,325		16,900	3,425

Form 990PF Part IV - Capital Gains and Losses for Tax on Investment Income - Columns i - l

Complete only for assets showing gain in column (h) and owned by the foundation on 12/31/69			(l) Gains (Col (h) gain minus col (k), but not less than -0-) or Losses (from col (h))
(i) F M V as of 12/31/69	(j) Adjusted basis as of 12/31/69	(k) Excess of col (i) over col (j), if any	
			6,835
			-2,863
			46
			83
			-46
			5
			95
			5
			-268
			3,425

Form 990PF Part IV - Capital Gains and Losses for Tax on Investment Income - Columns a - d

List and describe the kind(s) of property sold (e g , real estate, (a) 2-story brick warehouse, or common stock, 200 shs MLC Co)	(b) How acquired P—Purchase D—Donation	Date acquired (c) (mo , day, yr)	(d) Date sold (mo , day, yr)
196 CAPITAL ONE FINANCIAL CORP		2014-10-08	2015-08-13
227 CARDINAL HEALTH INC COM		2014-08-21	2015-01-21
6 CARMAX INC		2014-11-12	2015-01-09
61 CENTENE CORP DEL		2014-11-11	2015-03-19
17 CENTENE CORP DEL		2014-11-11	2015-08-13
28 CIMAREX ENERGY CO		2014-07-28	2015-09-14
20 CIMAREX ENERGY CO		2012-05-14	2015-09-28
1000 CITIGROUP INC 3 375% 3/01/23		2014-06-18	2015-01-16
3000 COMCAST CORP 6 400% 3/01/40		2014-06-18	2015-09-04
2000 COMCAST CORP 6 400% 3/01/40		2015-01-22	2015-09-04

Form 990PF Part IV - Capital Gains and Losses for Tax on Investment Income - Columns e - h

(e) Gross sales price	(f) Depreciation allowed (or allowable)	(g) Cost or other basis plus expense of sale	(h) Gain or (loss) (e) plus (f) minus (g)
15,845		15,928	-83
18,565		16,655	1,910
391		329	62
4,304		2,888	1,416
1,200		805	395
2,897		2,412	485
1,977		1,245	732
1,031		989	42
3,842		3,808	34
2,562		2,812	-250

Form 990PF Part IV - Capital Gains and Losses for Tax on Investment Income - Columns i - l

Complete only for assets showing gain in column (h) and owned by the foundation on 12/31/69			(l) Gains (Col (h) gain minus col (k), but not less than -0-) or Losses (from col (h))
(i) F M V as of 12/31/69	(j) Adjusted basis as of 12/31/69	(k) Excess of col (i) over col (j), if any	
			-83
			1,910
			62
			1,416
			395
			485
			732
			42
			34
			-250

Form 990PF Part IV - Capital Gains and Losses for Tax on Investment Income - Columns a - d

List and describe the kind(s) of property sold (e g , real estate, (a) 2-story brick warehouse, or common stock, 200 shs MLC Co)	(b) How acquired P—Purchase D—Donation	(c) Date acquired (mo , day, yr)	(d) Date sold (mo , day, yr)
204 CONOCOPHILLIPS		2014-08-21	2015-08-13
6 COPART INC COM		2013-04-01	2015-05-27
12 CROWN CASTLE INTL CORP		2014-08-25	2015-03-09
7 CROWN CASTLE INTL CORP		2014-03-21	2015-03-30
3 CROWN CASTLE INTL CORP		2014-07-28	2015-03-30
11 CROWN CASTLE INTL CORP		2014-03-21	2015-04-17
20 CROWN CASTLE INTL CORP		2013-09-05	2015-05-14
6 CROWN CASTLE INTL CORP		2012-05-14	2015-05-27
25 DAIKIN INDUSTRIES-UNSPONADR		2014-08-27	2015-02-03
1 DAIKIN INDUSTRIES-UNSPONADR		2014-05-12	2015-02-04

Form 990PF Part IV - Capital Gains and Losses for Tax on Investment Income - Columns e - h

(e) Gross sales price	(f) Depreciation allowed (or allowable)	(g) Cost or other basis plus expense of sale	(h) Gain or (loss) (e) plus (f) minus (g)
10,208		16,449	-6,241
213		205	8
1,020		937	83
592		514	78
254		225	29
945		792	153
1,653		1,285	368
491		329	162
3,497		3,167	330
139		117	22

Form 990PF Part IV - Capital Gains and Losses for Tax on Investment Income - Columns i - l

Complete only for assets showing gain in column (h) and owned by the foundation on 12/31/69			(l) Gains (Col (h) gain minus col (k), but not less than -0-) or Losses (from col (h))
(i) F M V as of 12/31/69	(j) Adjusted basis as of 12/31/69	(k) Excess of col (i) over col (j), if any	
			-6,241
			8
			83
			78
			29
			153
			368
			162
			330
			22

Form 990PF Part IV - Capital Gains and Losses for Tax on Investment Income - Columns a - d

List and describe the kind(s) of property sold (e g , real estate, (a) 2-story brick warehouse, or common stock, 200 shs MLC Co)	(b) How acquired P—Purchase D—Donation	(c) Date acquired (mo , day, yr)	(d) Date sold (mo , day, yr)
11 DAIKIN INDUSTRIES-UNSPONADR		2014-05-12	2015-12-09
27 DAIKIN INDUSTRIES-UNSPONADR		2014-05-12	2015-12-15
23 DAIWA HOUSE IND LTD ADR		2014-05-13	2015-08-06
18 DENTSPLY INTL INC COM		2012-05-14	2015-01-09
33 DENTSPLY INTL INC COM		2012-05-14	2015-01-28
11 DENTSPLY INTL INC COM		2012-05-14	2015-02-03
12 DENTSPLY INTL INC COM		2012-09-20	2015-02-05
23 DISCOVERY COMMUNICATIONS-C		2014-03-21	2015-11-02
79 DISCOVERY COMMUNICATIONS-C		2014-10-02	2015-11-20
10 DISCOVERY COMMUNICATIONS-C		2014-11-25	2015-11-20

Form 990PF Part IV - Capital Gains and Losses for Tax on Investment Income - Columns e - h

(e) Gross sales price	(f) Depreciation allowed (or allowable)	(g) Cost or other basis plus expense of sale	(h) Gain or (loss) (e) plus (f) minus (g)
1,553		1,284	269
3,662		3,151	511
581		422	159
950		699	251
1,662		1,281	381
555		427	128
610		450	160
646		900	-254
2,287		2,969	-682
289		343	-54

Form 990PF Part IV - Capital Gains and Losses for Tax on Investment Income - Columns i - l

Complete only for assets showing gain in column (h) and owned by the foundation on 12/31/69			(l) Gains (Col (h) gain minus col (k), but not less than -0-) or Losses (from col (h))
(i) F M V as of 12/31/69	(j) Adjusted basis as of 12/31/69	(k) Excess of col (i) over col (j), if any	
			269
			511
			159
			251
			381
			128
			160
			-254
			-682
			-54

Form 990PF Part IV - Capital Gains and Losses for Tax on Investment Income - Columns a - d

List and describe the kind(s) of property sold (e g , real estate, (a) 2-story brick warehouse, or common stock, 200 shs MLC Co)	(b) How acquired P—Purchase D—Donation	(c) Date acquired (mo , day, yr)	(d) Date sold (mo , day, yr)
71 DISCOVERY COMMUNICATIONS-C		2014-05-15	2015-12-10
2607 562 DODGE & COX INT'L STOCK FD #1048		2014-06-03	2015-12-07
2126 232 DODGE & COX INT'L STOCK FD #1048		2015-07-30	2015-12-07
10171 847 DODGE & COX INCOME FD COM #147		2014-12-31	2015-07-30
12 DOLLAR GENERAL CORP		2014-03-21	2015-08-11
6 DOLLAR GENERAL CORP		2014-03-21	2015-08-27
21 DOLLAR GENERAL CORP		2014-03-21	2015-11-20
20 DOLLAR GENERAL CORP		2012-11-19	2015-12-10
6 EOG RESOURCES, INC		2014-03-21	2015-09-28
13 EOG RESOURCES, INC		2014-03-21	2015-10-14

Form 990PF Part IV - Capital Gains and Losses for Tax on Investment Income - Columns e - h

(e) Gross sales price	(f) Depreciation allowed (or allowable)	(g) Cost or other basis plus expense of sale	(h) Gain or (loss) (e) plus (f) minus (g)
1,930		1,918	12
100,391		120,000	-19,609
81,860		90,000	-8,140
138,439		140,168	-1,729
943		706	237
435		349	86
1,346		1,127	219
1,423		960	463
422		569	-147
1,110		1,029	81

Form 990PF Part IV - Capital Gains and Losses for Tax on Investment Income - Columns i - l

Complete only for assets showing gain in column (h) and owned by the foundation on 12/31/69			(l) Gains (Col (h) gain minus col (k), but not less than -0-) or Losses (from col (h))
(i) F M V as of 12/31/69	(j) Adjusted basis as of 12/31/69	(k) Excess of col (i) over col (j), if any	
			12
			-19,609
			-8,140
			-1,729
			237
			86
			219
			463
			-147
			81

Form 990PF Part IV - Capital Gains and Losses for Tax on Investment Income - Columns a - d

List and describe the kind(s) of property sold (e g , real estate, (a) 2-story brick warehouse, or common stock, 200 shs MLC Co)	(b) How acquired P—Purchase D—Donation	(c) Date acquired (mo , day, yr)	(d) Date sold (mo , day, yr)
30 EOG RESOURCES, INC		2013-02-28	2015-11-02
19 EOG RESOURCES, INC		2012-05-14	2015-11-20
755 E*TRADE GROUP		2014-08-21	2015-01-21
16 EHOSTAR CORPORATION		2014-03-21	2015-09-14
13 EHOSTAR CORPORATION		2014-03-21	2015-11-20
2 EHOSTAR CORPORATION		2012-05-14	2015-11-23
71 ELECTRONIC ARTS INC		2015-03-18	2015-08-13
1000 ENTERPRISE PRODUCTS 5 700% 2/15/42		2014-06-18	2015-01-16
2000 ENTERPRISE PRODUCTS 5 700% 2/15/42		2014-06-18	2015-09-04
220 FACEBOOK INC		2014-08-21	2015-02-25

Form 990PF Part IV - Capital Gains and Losses for Tax on Investment Income - Columns e - h

(e) Gross sales price	(f) Depreciation allowed (or allowable)	(g) Cost or other basis plus expense of sale	(h) Gain or (loss) (e) plus (f) minus (g)
2,576		1,656	920
1,566		968	598
16,687		16,489	198
696		796	-100
515		402	113
78		55	23
5,210		3,935	1,275
1,192		1,168	24
2,014		2,336	-322
17,503		16,460	1,043

Form 990PF Part IV - Capital Gains and Losses for Tax on Investment Income - Columns i - l

Complete only for assets showing gain in column (h) and owned by the foundation on 12/31/69			(l) Gains (Col (h) gain minus col (k), but not less than -0-) or Losses (from col (h))
(i) F M V as of 12/31/69	(j) Adjusted basis as of 12/31/69	(k) Excess of col (i) over col (j), if any	
			920
			598
			198
			-100
			113
			23
			1,275
			24
			-322
			1,043

Form 990PF Part IV - Capital Gains and Losses for Tax on Investment Income - Columns a - d

List and describe the kind(s) of property sold (e g , real estate, (a) 2-story brick warehouse, or common stock, 200 shs MLC Co)	How acquired P—Purchase (b) D—Donation	Date acquired (c) (mo , day, yr)	(d) Date sold (mo , day, yr)
34 FASTENAL CO		2014-03-21	2015-10-14
12 FASTENAL CO		2014-03-10	2015-11-20
347 22 FHLMC POOL #G08592 4 000% 6/01/44		2015-04-08	2015-05-15
323 01 FHLMC POOL #G08592 4 000% 6/01/44		2015-04-08	2015-06-15
281 89 FHLMC POOL #G08592 4 000% 6/01/44		2015-04-08	2015-07-15
200 21 FHLMC POOL #G08592 4 000% 6/01/44		2015-04-08	2015-08-15
179 36 FHLMC POOL #G08592 4 000% 6/01/44		2015-04-08	2015-09-15
209 36 FHLMC POOL #G08592 4 000% 6/01/44		2015-04-08	2015-10-15
203 46 FHLMC POOL #G08592 4 000% 6/01/44		2015-04-08	2015-11-15
181 47 FHLMC POOL #G08592 4 000% 6/01/44		2015-04-08	2015-12-15

Form 990PF Part IV - Capital Gains and Losses for Tax on Investment Income - Columns e - h

(e) Gross sales price	Depreciation allowed (f) (or allowable)	Cost or other basis (g) plus expense of sale	Gain or (loss) (h) (e) plus (f) minus (g)
1,285		1,733	-448
479		587	-108
347		372	-25
323		346	-23
282		302	-20
200		215	-15
179		192	-13
209		225	-16
203		218	-15
181		195	-14

Form 990PF Part IV - Capital Gains and Losses for Tax on Investment Income - Columns i - l

Complete only for assets showing gain in column (h) and owned by the foundation on 12/31/69			(l) Gains (Col (h) gain minus col (k), but not less than -0-) or Losses (from col (h))
(i) F M V as of 12/31/69	Adjusted basis (j) as of 12/31/69	Excess of col (i) (k) over col (j), if any	
			-448
			-108
			-25
			-23
			-20
			-15
			-13
			-16
			-15
			-14

Form 990PF Part IV - Capital Gains and Losses for Tax on Investment Income - Columns a - d

List and describe the kind(s) of property sold (e g , real estate, (a) 2-story brick warehouse, or common stock, 200 shs MLC Co)	(b) How acquired P—Purchase D—Donation	(c) Date acquired (mo , day, yr)	(d) Date sold (mo , day, yr)
76 84 FHLMC POOL #G08641 3 500% 5/01/45		2015-06-08	2015-07-15
89 58 FHLMC POOL #G08641 3 500% 5/01/45		2015-06-08	2015-08-15
76 7 FHLMC POOL #G08641 3 500% 5/01/45		2015-06-08	2015-09-15
101 14 FHLMC POOL #G08641 3 500% 5/01/45		2015-06-08	2015-10-15
115 52 FHLMC POOL #G08641 3 500% 5/01/45		2015-06-08	2015-11-15
116 64 FHLMC POOL #G08641 3 500% 5/01/45		2015-06-08	2015-12-15
140 58 FHLMC POOL #C09066 3 500% 10/01/44		2014-11-07	2015-01-15
3954 32 FHLMC POOL #C09066 3 500% 10/01/44		2014-11-07	2015-01-16
272 FHLMC POOL #C09066 3 500% 10/01/44		2014-11-07	2015-02-15
522 36 FHLMC POOL #C09066 3 500% 10/01/44		2014-11-07	2015-03-15

Form 990PF Part IV - Capital Gains and Losses for Tax on Investment Income - Columns e - h

(e) Gross sales price	(f) Depreciation allowed (or allowable)	(g) Cost or other basis plus expense of sale	(h) Gain or (loss) (e) plus (f) minus (g)
77		79	-2
90		92	-2
77		79	-2
101		104	-3
116		119	-3
117		120	-3
141		146	-5
4,136		4,096	40
272		282	-10
522		541	-19

Form 990PF Part IV - Capital Gains and Losses for Tax on Investment Income - Columns i - l

Complete only for assets showing gain in column (h) and owned by the foundation on 12/31/69			(l) Gains (Col (h) gain minus col (k), but not less than -0-) or Losses (from col (h))
(i) F M V as of 12/31/69	(j) Adjusted basis as of 12/31/69	(k) Excess of col (i) over col (j), if any	
			-2
			-2
			-2
			-3
			-3
			-3
			-5
			40
			-10
			-19

Form 990PF Part IV - Capital Gains and Losses for Tax on Investment Income - Columns a - d

List and describe the kind(s) of property sold (e g , real estate, (a) 2-story brick warehouse, or common stock, 200 shs MLC Co)	(b) How acquired P—Purchase D—Donation	(c) Date acquired (mo , day, yr)	(d) Date sold (mo , day, yr)
568 03 FHLMC POOL #C09066 3 500% 10/01/44		2014-11-07	2015-04-15
491 22 FHLMC POOL #C09066 3 500% 10/01/44		2014-11-07	2015-05-15
18514 1 FHLMC POOL #C09066 3 500% 10/01/44		2014-11-07	2015-06-08
392 45 FHLMC POOL #C09066 3 500% 10/01/44		2014-11-07	2015-06-15
72 04 FHLMC POOL #Q30145 4 000% 12/01/44		2014-12-09	2015-01-15
1990 39 FHLMC POOL #Q30145 4 000% 12/01/44		2014-12-09	2015-01-16
165 44 FHLMC POOL #Q30145 4 000% 12/01/44		2014-12-09	2015-02-15
381 71 FHLMC POOL #Q30145 4 000% 12/01/44		2014-12-09	2015-03-15
12123 36 FHLMC POOL #Q30145 4 000% 12/01/44		2014-12-09	2015-04-08
267 06 FHLMC POOL #Q30145 4 000% 12/01/44		2014-12-09	2015-04-15

Form 990PF Part IV - Capital Gains and Losses for Tax on Investment Income - Columns e - h

(e) Gross sales price	(f) Depreciation allowed (or allowable)	(g) Cost or other basis plus expense of sale	(h) Gain or (loss) (e) plus (f) minus (g)
568		588	-20
491		509	-18
19,057		19,177	-120
392		406	-14
72		77	-5
2,119		2,131	-12
165		177	-12
382		409	-27
12,947		12,978	-31
267		286	-19

Form 990PF Part IV - Capital Gains and Losses for Tax on Investment Income - Columns i - l

Complete only for assets showing gain in column (h) and owned by the foundation on 12/31/69			(l) Gains (Col (h) gain minus col (k), but not less than -0-) or Losses (from col (h))
(i) F M V as of 12/31/69	(j) Adjusted basis as of 12/31/69	(k) Excess of col (i) over col (j), if any	
			-20
			-18
			-120
			-14
			-5
			-12
			-12
			-27
			-31
			-19

Form 990PF Part IV - Capital Gains and Losses for Tax on Investment Income - Columns a - d

List and describe the kind(s) of property sold (e g , real estate, (a) 2-story brick warehouse, or common stock, 200 shs MLC Co)	(b) How acquired P—Purchase D—Donation	(c) Date acquired (mo , day, yr)	(d) Date sold (mo , day, yr)
2000 FED NATL MTG ASSN 5 000% 2/13/17		2014-06-12	2015-01-16
11000 FED NATL MTG ASSN 5 000% 2/13/17		2014-06-12	2015-04-21
1000 FED NATL MTG ASSN 6 625% 11/15/30		2014-06-12	2015-01-16
2000 FED NATL MTG ASSN 6 625% 11/15/30		2014-06-12	2015-09-03
13000 FED NATL MTG ASSN 2 625% 9/06/24		2015-04-21	2015-09-04
2000 FED HOME LN MTG CORP 3 750% 3/27/19		2014-06-12	2015-01-16
216 2 FNMA PL #AL6004 4 500% 12/01/43		2014-10-28	2015-01-25
275 13 FNMA PL #AL6004 4 500% 12/01/43		2014-10-28	2015-02-25
322 53 FNMA PL #AL6004 4 500% 12/01/43		2014-10-28	2015-03-25
321 15 FNMA PL #AL6004 4 500% 12/01/43		2014-10-28	2015-04-25

Form 990PF Part IV - Capital Gains and Losses for Tax on Investment Income - Columns e - h

(e) Gross sales price	(f) Depreciation allowed (or allowable)	(g) Cost or other basis plus expense of sale	(h) Gain or (loss) (e) plus (f) minus (g)
2,179		2,222	-43
11,871		12,220	-349
1,530		1,397	133
2,852		2,793	59
13,187		13,554	-367
2,205		2,192	13
216		235	-19
275		299	-24
323		351	-28
321		349	-28

Form 990PF Part IV - Capital Gains and Losses for Tax on Investment Income - Columns i - l

Complete only for assets showing gain in column (h) and owned by the foundation on 12/31/69			(l) Gains (Col (h) gain minus col (k), but not less than -0-) or Losses (from col (h))
(i) F M V as of 12/31/69	(j) Adjusted basis as of 12/31/69	(k) Excess of col (i) over col (j), if any	
			-43
			-349
			133
			59
			-367
			13
			-19
			-24
			-28
			-28

Form 990PF Part IV - Capital Gains and Losses for Tax on Investment Income - Columns a - d

List and describe the kind(s) of property sold (e g , real estate, (a) 2-story brick warehouse, or common stock, 200 shs MLC Co)	(b) How acquired P—Purchase D—Donation	(c) Date acquired (mo , day, yr)	(d) Date sold (mo , day, yr)
6954 87 FNMA PL #AL6004 4 500% 12/01/43		2014-10-28	2015-05-08
336 57 FNMA PL #AL6004 4 500% 12/01/43		2014-10-28	2015-05-25
348 92 FNMA POOL #AL6306 4 500% 1/01/45		2015-05-08	2015-06-25
252 09 FNMA POOL #AL6306 4 500% 1/01/45		2015-05-08	2015-07-25
255 57 FNMA POOL #AL6306 4 500% 1/01/45		2015-05-08	2015-08-25
312 6 FNMA POOL #AL6306 4 500% 1/01/45		2015-05-08	2015-09-25
267 84 FNMA POOL #AL6306 4 500% 1/01/45		2015-05-08	2015-10-25
274 03 FNMA POOL #AL6306 4 500% 1/01/45		2015-05-08	2015-11-25
177 08 FNMA POOL #AL6306 4 500% 1/01/45		2015-05-08	2015-12-25
285 3 FNMA POOL #AS3294 4 000% 9/01/44		2015-05-11	2015-06-25

Form 990PF Part IV - Capital Gains and Losses for Tax on Investment Income - Columns e - h

(e) Gross sales price	(f) Depreciation allowed (or allowable)	(g) Cost or other basis plus expense of sale	(h) Gain or (loss) (e) plus (f) minus (g)
7,562		7,563	-1
337		366	-29
349		381	-32
252		275	-23
256		279	-23
313		341	-28
268		292	-24
274		299	-25
177		193	-16
285		306	-21

Form 990PF Part IV - Capital Gains and Losses for Tax on Investment Income - Columns i - l

Complete only for assets showing gain in column (h) and owned by the foundation on 12/31/69			(l) Gains (Col (h) gain minus col (k), but not less than -0-) or Losses (from col (h))
(i) F M V as of 12/31/69	(j) Adjusted basis as of 12/31/69	(k) Excess of col (i) over col (j), if any	
			-1
			-29
			-32
			-23
			-23
			-28
			-24
			-25
			-16
			-21

Form 990PF Part IV - Capital Gains and Losses for Tax on Investment Income - Columns a - d

List and describe the kind(s) of property sold (e g , real estate, (a) 2-story brick warehouse, or common stock, 200 shs MLC Co)	(b) How acquired P—Purchase D—Donation	(c) Date acquired (mo , day, yr)	(d) Date sold (mo , day, yr)
180 72 FNMA POOL #AS3294 4 000% 9/01/44		2015-05-11	2015-07-25
142 06 FNMA POOL #AS3294 4 000% 9/01/44		2015-05-11	2015-08-25
75 65 FNMA POOL #AS3294 4 000% 9/01/44		2015-05-11	2015-09-25
133 78 FNMA POOL #AS3294 4 000% 9/01/44		2015-05-11	2015-10-25
161 34 FNMA POOL #AS3294 4 000% 9/01/44		2015-05-11	2015-11-25
121 9 FNMA POOL #AS3294 4 000% 9/01/44		2015-05-11	2015-12-25
1977 45 FNMA POOL #AS3907 4 000% 11/01/44		2014-11-12	2015-01-16
1977 45 FNMA POOL #AS3907 4 000% 11/01/44		2014-11-12	2015-01-20
1977 45 FNMA POOL #AS3907 4 000% 11/01/44		2014-11-12	2015-01-20
104 6 FNMA POOL #AS3907 4 000% 11/01/44		2014-11-12	2015-01-25

Form 990PF Part IV - Capital Gains and Losses for Tax on Investment Income - Columns e - h

(e) Gross sales price	(f) Depreciation allowed (or allowable)	(g) Cost or other basis plus expense of sale	(h) Gain or (loss) (e) plus (f) minus (g)
181		194	-13
142		152	-10
76		81	-5
134		143	-9
161		173	-12
122		131	-9
2,105		2,107	-2
105		111	-6

Form 990PF Part IV - Capital Gains and Losses for Tax on Investment Income - Columns i - l

Complete only for assets showing gain in column (h) and owned by the foundation on 12/31/69			(l) Gains (Col (h) gain minus col (k), but not less than -0-) or Losses (from col (h))
(i) F M V as of 12/31/69	(j) Adjusted basis as of 12/31/69	(k) Excess of col (i) over col (j), if any	
			-13
			-10
			-5
			-9
			-12
			-9
			-2
			-6

Form 990PF Part IV - Capital Gains and Losses for Tax on Investment Income - Columns a - d

List and describe the kind(s) of property sold (e g , real estate, (a) 2-story brick warehouse, or common stock, 200 shs MLC Co)	(b) How acquired P—Purchase D—Donation	(c) Date acquired (mo , day, yr)	(d) Date sold (mo , day, yr)
121 85 FNMA POOL #AS3907 4 000% 11/01/44		2014-11-12	2015-02-25
277 33 FNMA POOL #AS3907 4 000% 11/01/44		2014-11-12	2015-03-25
359 31 FNMA POOL #AS3907 4 000% 11/01/44		2014-11-12	2015-04-25
16645 72 FNMA POOL #AS3907 4 000% 11/01/44		2014-11-12	2015-05-08
392 82 FNMA POOL #AS3907 4 000% 11/01/44		2014-11-12	2015-05-25
5372 218 FID ADV EMER MKTS INC- CL I #607		2012-07-02	2015-07-30
8519 837 FID ADV EMER MKTS INC- CL I #607		2013-06-12	2015-08-27
5 FIDELITY NATL INFORMATION SVCS INC		2014-03-21	2015-04-17
10 FIDELITY NATL INFORMATION SVCS INC		2014-03-21	2015-12-10
39 FOOT LOCKER INC		2014-11-11	2015-08-13

Form 990PF Part IV - Capital Gains and Losses for Tax on Investment Income - Columns e - h

(e) Gross sales price	(f) Depreciation allowed (or allowable)	(g) Cost or other basis plus expense of sale	(h) Gain or (loss) (e) plus (f) minus (g)
122		130	-8
277		295	-18
359		383	-24
17,803		17,733	70
393		418	-25
70,000		75,641	-5,641
109,054		118,803	-9,749
317		272	45
629		543	86
2,836		2,138	698

Form 990PF Part IV - Capital Gains and Losses for Tax on Investment Income - Columns i - l

Complete only for assets showing gain in column (h) and owned by the foundation on 12/31/69			(l) Gains (Col (h) gain minus col (k), but not less than -0-) or Losses (from col (h))
(i) F M V as of 12/31/69	(j) Adjusted basis as of 12/31/69	(k) Excess of col (i) over col (j), if any	
			-8
			-18
			-24
			70
			-25
			-5,641
			-9,749
			45
			86
			698

Form 990PF Part IV - Capital Gains and Losses for Tax on Investment Income - Columns a - d

List and describe the kind(s) of property sold (e g , real estate, (a) 2-story brick warehouse, or common stock, 200 shs MLC Co)	(b) How acquired P—Purchase D—Donation	(c) Date acquired (mo , day, yr)	(d) Date sold (mo , day, yr)
6000 FORD MOTOR COMPANY 4 750% 1/15/43		2015-07-29	2015-09-03
13 FRESENIUS SE & CO-SPN ADR		2014-05-12	2015-08-06
101 FRESENIUS SE & CO-SPN ADR		2014-05-12	2015-09-25
1000 GENERAL ELEC CAP COR 5 875% 1/14/38		2009-10-15	2015-01-16
4000 GENERAL ELEC CAP COR 5 875% 1/14/38		2009-10-15	2015-09-03
3 GRAINGER W W INC		2012-05-14	2015-03-09
4 GRAINGER W W INC		2014-03-21	2015-03-09
10 GRAINGER W W INC		2012-06-21	2015-03-30
243 HALLIBURTON CO		2014-09-02	2015-03-18
66 HANESBRANDS INC		2014-08-21	2015-03-18

Form 990PF Part IV - Capital Gains and Losses for Tax on Investment Income - Columns e - h

(e) Gross sales price	(f) Depreciation allowed (or allowable)	(g) Cost or other basis plus expense of sale	(h) Gain or (loss) (e) plus (f) minus (g)
5,724		5,935	-211
228		168	60
1,768		1,306	462
1,286		925	361
4,827		3,708	1,119
706		577	129
941		1,005	-64
2,374		1,900	474
10,041		16,511	-6,470
2,270		1,665	605

Form 990PF Part IV - Capital Gains and Losses for Tax on Investment Income - Columns i - l

Complete only for assets showing gain in column (h) and owned by the foundation on 12/31/69			(l) Gains (Col (h) gain minus col (k), but not less than -0-) or Losses (from col (h))
(i) F M V as of 12/31/69	(j) Adjusted basis as of 12/31/69	(k) Excess of col (i) over col (j), if any	
			-211
			60
			462
			361
			1,119
			129
			-64
			474
			-6,470
			605

Form 990PF Part IV - Capital Gains and Losses for Tax on Investment Income - Columns a - d

List and describe the kind(s) of property sold (e g , real estate, (a) 2-story brick warehouse, or common stock, 200 shs MLC Co)	(b) How acquired P—Purchase D—Donation	(c) Date acquired (mo , day, yr)	(d) Date sold (mo , day, yr)
586 HANESBRANDS INC		2014-08-21	2015-07-09
435 HARTFORD FINANCIAL SERVICES GROUP		2015-05-18	2015-12-21
26 HESS CORP		2014-10-28	2015-12-10
468 HEWLETT PACKARD CO		2014-08-21	2015-03-18
10000 HEWLETT-PACKARD CO 2 600% 9/15/17		2015-09-04	2015-10-14
59 INFORMA PLC-SP ADR		2014-05-12	2015-02-03
5 INTUIT COM		2014-03-21	2015-01-09
9 INTUIT COM		2014-03-21	2015-05-14
3 INTUIT COM		2013-06-27	2015-05-27
3116 JP MORGAN ALERIAN MLP INDEX		2013-05-06	2015-01-05

Form 990PF Part IV - Capital Gains and Losses for Tax on Investment Income - Columns e - h

(e) Gross sales price	(f) Depreciation allowed (or allowable)	(g) Cost or other basis plus expense of sale	(h) Gain or (loss) (e) plus (f) minus (g)
19,437		14,786	4,651
18,275		18,111	164
1,366		2,147	-781
15,383		17,143	-1,760
10,324		10,138	186
915		1,000	-85
440		402	38
932		704	228
315		183	132
140,098		116,550	23,548

Form 990PF Part IV - Capital Gains and Losses for Tax on Investment Income - Columns i - l

Complete only for assets showing gain in column (h) and owned by the foundation on 12/31/69			(l) Gains (Col (h) gain minus col (k), but not less than -0-) or Losses (from col (h))
(i) F M V as of 12/31/69	(j) Adjusted basis as of 12/31/69	(k) Excess of col (i) over col (j), if any	
			4,651
			164
			-781
			-1,760
			186
			-85
			38
			228
			132
			23,548

Form 990PF Part IV - Capital Gains and Losses for Tax on Investment Income - Columns a - d

List and describe the kind(s) of property sold (e g , real estate, (a) 2-story brick warehouse, or common stock, 200 shs MLC Co)	(b) How acquired P—Purchase D—Donation	(c) Date acquired (mo , day, yr)	(d) Date sold (mo , day, yr)
2000 JPMORGAN CHASE & CO 4 400% 7/22/20		2014-06-18	2015-01-16
159 JOHNSON & JOHNSON		2014-08-21	2015-02-25
5340 454 JPMORGAN HIGH YIELD FUND SS #3580		2013-05-06	2015-07-30
9575 923 JPMORGAN HIGH YIELD FUND SS #3580		2013-05-06	2015-08-26
29705 192 JPMORGAN HIGH YIELD FUND SS #3580		2014-07-10	2015-12-01
6 KBC GROEP NV-UNSP ADR		2015-03-17	2015-08-06
5 KDDI CORP-UNSPONSORED ADR		2014-10-29	2015-04-20
59 5 KDDI CORP-UNSPONSORED ADR		2014-10-29	2015-09-17
247 5 KDDI CORP-UNSPONSORED ADR		2014-05-12	2015-09-17
15 KINDER MORGAN INC/DELAWARE		2013-06-27	2015-05-27

Form 990PF Part IV - Capital Gains and Losses for Tax on Investment Income - Columns e - h

(e) Gross sales price	(f) Depreciation allowed (or allowable)	(g) Cost or other basis plus expense of sale	(h) Gain or (loss) (e) plus (f) minus (g)
2,189		2,178	11
15,961		16,590	-629
40,000		44,967	-4,967
70,000		80,629	-10,629
209,719		245,811	-36,092
213		182	31
6		5	1
642		633	9
2,669		2,331	338
630		563	67

Form 990PF Part IV - Capital Gains and Losses for Tax on Investment Income - Columns i - l

Complete only for assets showing gain in column (h) and owned by the foundation on 12/31/69			(l) Gains (Col (h) gain minus col (k), but not less than -0-) or Losses (from col (h))
(i) F M V as of 12/31/69	(j) Adjusted basis as of 12/31/69	(k) Excess of col (i) over col (j), if any	
			11
			-629
			-4,967
			-10,629
			-36,092
			31
			1
			9
			338
			67

Form 990PF Part IV - Capital Gains and Losses for Tax on Investment Income - Columns a - d

List and describe the kind(s) of property sold (e g , real estate, (a) 2-story brick warehouse, or common stock, 200 shs MLC Co)	(b) How acquired P—Purchase D—Donation	(c) Date acquired (mo , day, yr)	(d) Date sold (mo , day, yr)
8 KINDER MORGAN INC/DELAWARE		2014-09-23	2015-05-27
69 KINDER MORGAN INC/DELAWARE		2012-10-25	2015-06-10
55 KINDER MORGAN INC/DELAWARE		2012-05-31	2015-06-24
21 KINDER MORGAN INC/DELAWARE		2014-03-10	2015-07-08
17 KINDER MORGAN INC/DELAWARE		2014-03-21	2015-07-23
39 KINDER MORGAN INC/DELAWARE		2014-03-21	2015-09-28
3000 KRAFT FOODS INC 5 375% 2/10/20		2014-06-18	2015-06-25
3 LABORATORY CRP OF AMER HLDGS		2014-03-21	2015-01-09
6 LABORATORY CRP OF AMER HLDGS		2012-05-14	2015-01-09
5 LABORATORY CRP OF AMER HLDGS		2012-05-14	2015-01-28

Form 990PF Part IV - Capital Gains and Losses for Tax on Investment Income - Columns e - h

(e) Gross sales price	(f) Depreciation allowed (or allowable)	(g) Cost or other basis plus expense of sale	(h) Gain or (loss) (e) plus (f) minus (g)
336		305	31
2,777		2,331	446
2,171		1,833	338
785		678	107
596		539	57
1,085		1,222	-137
3,342		3,435	-93
346		292	54
692		542	150
584		426	158

Form 990PF Part IV - Capital Gains and Losses for Tax on Investment Income - Columns i - l

Complete only for assets showing gain in column (h) and owned by the foundation on 12/31/69			(l) Gains (Col (h) gain minus col (k), but not less than -0-) or Losses (from col (h))
(i) F M V as of 12/31/69	(j) Adjusted basis as of 12/31/69	(k) Excess of col (i) over col (j), if any	
			31
			446
			338
			107
			57
			-137
			-93
			54
			150
			158

Form 990PF Part IV - Capital Gains and Losses for Tax on Investment Income - Columns a - d

List and describe the kind(s) of property sold (e g , real estate, (a) 2-story brick warehouse, or common stock, 200 shs MLC Co)	(b) How acquired P—Purchase D—Donation	(c) Date acquired (mo , day, yr)	(d) Date sold (mo , day, yr)
18 LABORATORY CRP OF AMER HLDGS		2012-05-14	2015-02-17
19 LABORATORY CRP OF AMER HLDGS		2012-05-14	2015-03-30
8 LABORATORY CRP OF AMER HLDGS		2012-05-14	2015-04-17
12 LABORATORY CRP OF AMER HLDGS		2012-05-14	2015-05-14
25773 196 WESTERN ASSET SHRT-TRM BND-I		2014-11-19	2015-07-30
516 537 WESTERN ASSET SMASH SER C FD #937		2014-06-12	2015-01-16
4374 463 WESTERN ASSET SMASH SER C FD #937		2014-06-12	2015-08-04
962 893 WESTERN ASSET SMASH SER M FD #936		2014-06-12	2015-01-16
6939 107 WESTERN ASSET SMASH SER M FD #936		2014-06-12	2015-08-04
12 LIBERTY INTERACTIVE CORP QVC GRP-A		2014-03-21	2015-01-09

Form 990PF Part IV - Capital Gains and Losses for Tax on Investment Income - Columns e - h

(e) Gross sales price	(f) Depreciation allowed (or allowable)	(g) Cost or other basis plus expense of sale	(h) Gain or (loss) (e) plus (f) minus (g)
2,109		1,533	576
2,417		1,618	799
994		681	313
1,402		1,022	380
100,000		100,515	-515
4,964		5,057	-93
42,651		42,826	-175
10,370		10,303	67
74,804		74,248	556
338		299	39

Form 990PF Part IV - Capital Gains and Losses for Tax on Investment Income - Columns i - l

Complete only for assets showing gain in column (h) and owned by the foundation on 12/31/69			(l) Gains (Col (h) gain minus col (k), but not less than -0-) or Losses (from col (h))
(i) F M V as of 12/31/69	(j) Adjusted basis as of 12/31/69	(k) Excess of col (i) over col (j), if any	
			576
			799
			313
			380
			-515
			-93
			-175
			67
			556
			39

Form 990PF Part IV - Capital Gains and Losses for Tax on Investment Income - Columns a - d

List and describe the kind(s) of property sold (e g , real estate, (a) 2-story brick warehouse, or common stock, 200 shs MLC Co)	(b) How acquired P—Purchase D—Donation	(c) Date acquired (mo , day, yr)	(d) Date sold (mo , day, yr)
12 LIBERTY INTERACTIVE CORP QVC GRP-A		2014-03-21	2015-05-14
15 LIBERTY INTERACTIVE CORP QVC GRP-A		2014-03-21	2015-09-14
23 LIBERTY MEDIA CORP		2014-08-25	2015-11-02
93 LLOYDS BANKING GROUP PLC - ADR		2014-05-12	2015-08-06
154 CREDIT SUISSE GRP ADR RGTI DEEMD REC		2015-10-28	2015-12-21
7 MAKITA CORPORATION - ADR		2014-05-12	2015-08-06
1 MARKEL HOLDINGS		2014-11-12	2015-11-02
3 MARTIN MARIETTA MATLS INC COM		2015-07-13	2015-09-14
4 MARTIN MARIETTA MATLS INC COM		2015-07-13	2015-11-02
2 MARTIN MARIETTA MATLS INC COM		2015-11-20	2015-12-10

Form 990PF Part IV - Capital Gains and Losses for Tax on Investment Income - Columns e - h

(e) Gross sales price	(f) Depreciation allowed (or allowable)	(g) Cost or other basis plus expense of sale	(h) Gain or (loss) (e) plus (f) minus (g)
338		299	39
412		374	38
943		825	118
483		492	-9
73			73
378		379	-1
861		700	161
518		460	58
623		614	9
288		325	-37

Form 990PF Part IV - Capital Gains and Losses for Tax on Investment Income - Columns i - l

Complete only for assets showing gain in column (h) and owned by the foundation on 12/31/69			(l) Gains (Col (h) gain minus col (k), but not less than -0-) or Losses (from col (h))
(i) F M V as of 12/31/69	(j) Adjusted basis as of 12/31/69	(k) Excess of col (i) over col (j), if any	
			39
			38
			118
			-9
			73
			-1
			161
			58
			9
			-37

Form 990PF Part IV - Capital Gains and Losses for Tax on Investment Income - Columns a - d

List and describe the kind(s) of property sold (e g , real estate, (a) 2-story brick warehouse, or common stock, 200 shs MLC Co)	(b) How acquired P—Purchase D—Donation	(c) Date acquired (mo , day, yr)	(d) Date sold (mo , day, yr)
17 MEAD JOHNSON NUTRITION CO		2015-07-23	2015-11-02
108 MEDIOLANUM SPA-UNSPONSOR ADR		2014-05-12	2015-08-13
100 MEDIOLANUM SPA-UNSPONSOR ADR		2014-05-12	2015-09-28
7 MICROCHIP TECHNOLOGY INC COM		2014-03-21	2015-04-17
6 MICROCHIP TECHNOLOGY INC COM		2014-03-21	2015-05-27
494 MICRON TECHNOLOGY INC		2014-08-21	2015-07-09
3 MOHAWK INDS INC COM		2014-03-21	2015-08-27
4 MOODYS CORP		2015-03-30	2015-05-27
506 MORGAN STANLEY		2014-08-21	2015-12-21
7 MOTOROLA SOLUTIONS, INC		2014-03-21	2015-01-09

Form 990PF Part IV - Capital Gains and Losses for Tax on Investment Income - Columns e - h

(e) Gross sales price	(f) Depreciation allowed (or allowable)	(g) Cost or other basis plus expense of sale	(h) Gain or (loss) (e) plus (f) minus (g)
1,388		1,549	-161
1,843		1,949	-106
1,420		1,805	-385
345		322	23
288		288	
8,582		16,307	-7,725
575		420	155
437		417	20
15,872		16,546	-674
457		468	-11

Form 990PF Part IV - Capital Gains and Losses for Tax on Investment Income - Columns i - l

Complete only for assets showing gain in column (h) and owned by the foundation on 12/31/69			(l) Gains (Col (h) gain minus col (k), but not less than -0-) or Losses (from col (h))
(i) F M V as of 12/31/69	(j) Adjusted basis as of 12/31/69	(k) Excess of col (i) over col (j), if any	
			-161
			-106
			-385
			23
			-7,725
			155
			20
			-674
			-11

Form 990PF Part IV - Capital Gains and Losses for Tax on Investment Income - Columns a - d

List and describe the kind(s) of property sold (e g , real estate, (a) 2-story brick warehouse, or common stock, 200 shs MLC Co)	(b) How acquired P—Purchase D—Donation	(c) Date acquired (mo , day, yr)	(d) Date sold (mo , day, yr)
18 MOTOROLA SOLUTIONS, INC		2014-04-28	2015-05-14
215 NATIONAL OILWELL INC COM		2014-10-08	2015-08-13
3000 NOBLE ENERGY INC 4 150% 12/15/21		2014-06-18	2015-04-29
5 NOVARTIS AG - ADR		2014-06-26	2015-08-06
39 NOVO NORDISK A/S - ADR		2013-05-10	2015-10-22
6 O'REILLY AUTOMOTIVE INC		2014-03-21	2015-01-09
9 O'REILLY AUTOMOTIVE INC		2013-06-27	2015-02-05
10 O'REILLY AUTOMOTIVE INC		2012-05-14	2015-03-09
2 O'REILLY AUTOMOTIVE INC		2012-05-14	2015-05-14
7 O'REILLY AUTOMOTIVE INC		2012-05-14	2015-08-11

Form 990PF Part IV - Capital Gains and Losses for Tax on Investment Income - Columns e - h

(e) Gross sales price	(f) Depreciation allowed (or allowable)	(g) Cost or other basis plus expense of sale	(h) Gain or (loss) (e) plus (f) minus (g)
1,072		1,124	-52
8,561		15,387	-6,826
3,175		3,201	-26
511		451	60
2,076		1,338	738
1,127		892	235
1,878		946	932
2,048		1,020	1,028
442		204	238
1,727		714	1,013

Form 990PF Part IV - Capital Gains and Losses for Tax on Investment Income - Columns i - l

Complete only for assets showing gain in column (h) and owned by the foundation on 12/31/69			(l) Gains (Col (h) gain minus col (k), but not less than -0-) or Losses (from col (h))
(i) F M V as of 12/31/69	(j) Adjusted basis as of 12/31/69	(k) Excess of col (i) over col (j), if any	
			-52
			-6,826
			-26
			60
			738
			235
			932
			1,028
			238
			1,013

Form 990PF Part IV - Capital Gains and Losses for Tax on Investment Income - Columns a - d

List and describe the kind(s) of property sold (e g , real estate, (a) 2-story brick warehouse, or common stock, 200 shs MLC Co)	(b) How acquired P—Purchase D—Donation	(c) Date acquired (mo , day, yr)	(d) Date sold (mo , day, yr)
5 O'REILLY AUTOMOTIVE INC		2012-05-14	2015-08-27
1 O'REILLY AUTOMOTIVE INC		2012-05-14	2015-09-28
3 O'REILLY AUTOMOTIVE INC		2012-05-14	2015-11-02
3 O'REILLY AUTOMOTIVE INC		2012-05-14	2015-11-20
399 ORACLE CORPORATION		2014-08-21	2015-12-21
8561 479 OPPENHEIMER DEVELOPING MKT-I #799		2013-06-12	2015-07-30
724 848 OPPENHEIMER DEVELOPING MKT-I #799		2015-01-15	2015-07-30
267 PEARSON PLC - ADR		2015-08-13	2015-11-09
4000 PETROBRAS INTL FIN 5 375% 1/27/21		2014-06-18	2015-03-25
86 PINNACLE FOODS INC		2014-12-12	2015-07-09

Form 990PF Part IV - Capital Gains and Losses for Tax on Investment Income - Columns e - h

(e) Gross sales price	(f) Depreciation allowed (or allowable)	(g) Cost or other basis plus expense of sale	(h) Gain or (loss) (e) plus (f) minus (g)
1,197		510	687
247		102	145
822		306	516
808		306	502
14,476		10,075	4,401
284,155		290,000	-5,845
24,058		25,000	-942
3,317		5,584	-2,267
3,608		4,116	-508
3,951		2,988	963

Form 990PF Part IV - Capital Gains and Losses for Tax on Investment Income - Columns i - l

Complete only for assets showing gain in column (h) and owned by the foundation on 12/31/69			(l) Gains (Col (h) gain minus col (k), but not less than -0-) or Losses (from col (h))
(i) F M V as of 12/31/69	(j) Adjusted basis as of 12/31/69	(k) Excess of col (i) over col (j), if any	
			687
			145
			516
			502
			4,401
			-5,845
			-942
			-2,267
			-508
			963

Form 990PF Part IV - Capital Gains and Losses for Tax on Investment Income - Columns a - d

List and describe the kind(s) of property sold (e g , real estate, (a) 2-story brick warehouse, or common stock, 200 shs MLC Co)	(b) How acquired P—Purchase D—Donation	(c) Date acquired (mo , day, yr)	(d) Date sold (mo , day, yr)
476 87 PRINCIPAL PREFERRED SEC-INS #4929		2012-05-07	2015-07-30
3417 969 PRINCIPAL PREFERRED SEC-INS #4929		2014-12-23	2015-07-30
1 PROGRESSIVE CORP OHIO		2014-01-24	2015-02-17
23 PROGRESSIVE CORP OHIO		2014-03-21	2015-02-17
1 PROGRESSIVE CORP OHIO		2011-03-23	2015-03-09
27 PROGRESSIVE CORP OHIO		2014-03-28	2015-03-09
23 PROGRESSIVE CORP OHIO		2011-03-23	2015-05-14
13 PROGRESSIVE CORP OHIO		2011-03-23	2015-08-27
10 PRUDENTIAL PLC - ADR		2014-05-12	2015-08-06
215 QUALCOMM INC		2014-08-21	2015-01-21

Form 990PF Part IV - Capital Gains and Losses for Tax on Investment Income - Columns e - h

(e) Gross sales price	(f) Depreciation allowed (or allowable)	(g) Cost or other basis plus expense of sale	(h) Gain or (loss) (e) plus (f) minus (g)
4,897		4,773	124
35,103		35,000	103
27		25	2
618		562	56
26		21	5
711		651	60
625		479	146
388		271	117
477		471	6
15,379		16,745	-1,366

Form 990PF Part IV - Capital Gains and Losses for Tax on Investment Income - Columns i - l

Complete only for assets showing gain in column (h) and owned by the foundation on 12/31/69			(l) Gains (Col (h) gain minus col (k), but not less than -0-) or Losses (from col (h))
(i) F M V as of 12/31/69	(j) Adjusted basis as of 12/31/69	(k) Excess of col (i) over col (j), if any	
			124
			103
			2
			56
			5
			60
			146
			117
			6
			-1,366

Form 990PF Part IV - Capital Gains and Losses for Tax on Investment Income - Columns a - d

List and describe the kind(s) of property sold (e g , real estate, (a) 2-story brick warehouse, or common stock, 200 shs MLC Co)	(b) How acquired P—Purchase D—Donation	(c) Date acquired (mo , day, yr)	(d) Date sold (mo , day, yr)
11 RESTAURANT BRANDS INTERN		2013-06-27	2015-08-11
43 REXAM PLC-SPONSORED ADR		2014-05-12	2015-02-23
4000 RIO TINTO FIN USA PL 1 625% 8/21/17		2014-06-18	2015-05-27
22 ROCKWELL COLLINS		2014-03-21	2015-08-11
18 ROCKWELL COLLINS		2013-12-12	2015-08-27
170 ROGERS COMMUNICATIONS INC CL B		2014-12-24	2015-03-30
90 ROLLS-ROYCE HOLDINGS-SP ADR		2014-05-12	2015-02-13
4 ROSS STORES INC		2014-10-28	2015-05-14
59 ROYAL DUTCH SHELL PLC ADR		2014-07-17	2015-01-14
807 KONINKLIJKE KPN N V - ADR		2014-12-02	2015-08-05

Form 990PF Part IV - Capital Gains and Losses for Tax on Investment Income - Columns e - h

(e) Gross sales price	(f) Depreciation allowed (or allowable)	(g) Cost or other basis plus expense of sale	(h) Gain or (loss) (e) plus (f) minus (g)
465		401	64
1,833		2,069	-236
4,009		4,033	-24
1,906		1,698	208
1,481		1,287	194
5,839		6,834	-995
6,324		7,692	-1,368
397		319	78
3,627		4,768	-1,141
3,151		2,693	458

Form 990PF Part IV - Capital Gains and Losses for Tax on Investment Income - Columns i - l

Complete only for assets showing gain in column (h) and owned by the foundation on 12/31/69			(l) Gains (Col (h) gain minus col (k), but not less than -0-) or Losses (from col (h))
(i) F M V as of 12/31/69	(j) Adjusted basis as of 12/31/69	(k) Excess of col (i) over col (j), if any	
			64
			-236
			-24
			208
			194
			-995
			-1,368
			78
			-1,141
			458

Form 990PF Part IV - Capital Gains and Losses for Tax on Investment Income - Columns a - d

List and describe the kind(s) of property sold (e g , real estate, (a) 2-story brick warehouse, or common stock, 200 shs MLC Co)	How acquired P—Purchase (b) D—Donation	Date acquired (c) (mo , day, yr)	(d) Date sold (mo , day, yr)
31 RYANAIR HOLDINGS PLC - ADR		2014-05-12	2015-01-29
25 RYANAIR HOLDINGS PLC-SP ADR		2014-05-12	2015-11-03
2 RYANAIR HOLDINGS PLC-SP ADR		2014-05-12	2015-11-05
23 RYOHIN KEIKAKU CO-UNSP ADR		2014-05-12	2015-07-27
18 SAMPO OYJ-A SHS-UNSP ADR		2014-05-12	2015-08-06
168 SANDISK CORP COM		2014-08-21	2015-11-03
46 SANDS CHINA LTD-UNSPONS ADR		2014-11-26	2015-04-21
44 SANDS CHINA LTD-UNSPONS ADR		2014-12-18	2015-04-29
9 SCHWAB CHARLES CORP NEW		2014-03-21	2015-05-27
24 SCHWAB CHARLES CORP NEW		2014-03-21	2015-06-10

Form 990PF Part IV - Capital Gains and Losses for Tax on Investment Income - Columns e - h

(e) Gross sales price	Depreciation allowed (f) (or allowable)	Cost or other basis (g) plus expense of sale	Gain or (loss) (h) (e) plus (f) minus (g)
2,116		1,662	454
2,089		1,374	715
17		11	6
1,007		517	490
450		448	2
12,894		16,356	-3,462
1,978		3,347	-1,369
1,780		2,395	-615
284		260	24
801		694	107

Form 990PF Part IV - Capital Gains and Losses for Tax on Investment Income - Columns i - l

Complete only for assets showing gain in column (h) and owned by the foundation on 12/31/69			Gains (Col (h) gain minus col (k), but not less than -0-) or (l) Losses (from col (h))
(i) F M V as of 12/31/69	Adjusted basis (j) as of 12/31/69	Excess of col (i) (k) over col (j), if any	
			454
			715
			6
			490
			2
			-3,462
			-1,369
			-615
			24
			107

Form 990PF Part IV - Capital Gains and Losses for Tax on Investment Income - Columns a - d

List and describe the kind(s) of property sold (e g , real estate, (a) 2-story brick warehouse, or common stock, 200 shs MLC Co)	(b) How acquired P—Purchase D—Donation	(c) Date acquired (mo , day, yr)	(d) Date sold (mo , day, yr)
28 SCHWAB CHARLES CORP NEW		2014-11-12	2015-06-10
65 SCHWAB CHARLES CORP NEW		2014-06-02	2015-06-24
102 SCHWAB CHARLES CORP NEW		2011-12-16	2015-11-20
42 SCHWAB CHARLES CORP NEW		2011-12-16	2015-12-10
22 SEVEN & I HOLDINGS CO , LTD ADR		2014-05-12	2015-08-06
118 SEVEN & I HOLDINGS CO , LTD ADR		2014-05-12	2015-10-26
22 SOFTBANK GROUP CORP-UNSPON ADR		2014-09-17	2015-08-06
93 SONY CORPORATION - ADR		2015-07-13	2015-10-01
41 SOUTH32 - ADR		2015-05-29	2015-06-03
2 SOUTH32 - ADR		2015-05-29	2015-06-04

Form 990PF Part IV - Capital Gains and Losses for Tax on Investment Income - Columns e - h

(e) Gross sales price	(f) Depreciation allowed (or allowable)	(g) Cost or other basis plus expense of sale	(h) Gain or (loss) (e) plus (f) minus (g)
935		808	127
2,144		997	1,147
3,396		1,137	2,259
1,397		459	938
514		434	80
2,611		2,325	286
648		881	-233
2,298		2,569	-271
342		369	-27
2		2	

Form 990PF Part IV - Capital Gains and Losses for Tax on Investment Income - Columns i - l

Complete only for assets showing gain in column (h) and owned by the foundation on 12/31/69			(l) Gains (Col (h) gain minus col (k), but not less than -0-) or Losses (from col (h))
(i) F M V as of 12/31/69	(j) Adjusted basis as of 12/31/69	(k) Excess of col (i) over col (j), if any	
			127
			1,147
			2,259
			938
			80
			286
			-233
			-271
			-27

Form 990PF Part IV - Capital Gains and Losses for Tax on Investment Income - Columns a - d

List and describe the kind(s) of property sold (e g , real estate, (a) 2-story brick warehouse, or common stock, 200 shs MLC Co)	(b) How acquired P—Purchase D—Donation	(c) Date acquired (mo , day, yr)	(d) Date sold (mo , day, yr)
84 SPIRIT AEROSYTSEMS HOLD-CL A		2014-10-08	2015-08-13
54 SUMITOMO TRUST AND BANKING ADR		2014-05-12	2015-08-06
58 SWATCH GROUP AG/THE-UNSP ADR		2013-05-16	2015-01-15
81 SWATCH GROUP AG/THE-UNSP ADR		2013-05-10	2015-04-07
13512 MLN ELEMENTS ROGERS TOTAL RETURN		2015-07-30	2015-12-14
8 TJX COMPANIES INC		2014-03-21	2015-04-17
5 TJX COMPANIES INC		2014-03-21	2015-05-14
26 TJX COMPANIES INC		2014-06-02	2015-06-10
18 TJX COMPANIES INC		2013-06-27	2015-07-13
17 TJX COMPANIES INC		2012-05-14	2015-07-23

Form 990PF Part IV - Capital Gains and Losses for Tax on Investment Income - Columns e - h

(e) Gross sales price	(f) Depreciation allowed (or allowable)	(g) Cost or other basis plus expense of sale	(h) Gain or (loss) (e) plus (f) minus (g)
4,672		3,108	1,564
481		443	38
1,224		1,847	-623
1,729		2,344	-615
61,614		75,532	-13,918
523		491	32
328		307	21
1,702		1,431	271
1,238		744	494
1,165		694	471

Form 990PF Part IV - Capital Gains and Losses for Tax on Investment Income - Columns i - l

Complete only for assets showing gain in column (h) and owned by the foundation on 12/31/69			(l) Gains (Col (h) gain minus col (k), but not less than -0-) or Losses (from col (h))
(i) F M V as of 12/31/69	(j) Adjusted basis as of 12/31/69	(k) Excess of col (i) over col (j), if any	
			1,564
			38
			-623
			-615
			-13,918
			32
			21
			271
			494
			471

Form 990PF Part IV - Capital Gains and Losses for Tax on Investment Income - Columns a - d

List and describe the kind(s) of property sold (e g , real estate, (a) 2-story brick warehouse, or common stock, 200 shs MLC Co)	(b) How acquired P—Purchase D—Donation	(c) Date acquired (mo , day, yr)	(d) Date sold (mo , day, yr)
9 TJX COMPANIES INC		2012-05-14	2015-08-11
11 TJX COMPANIES INC		2012-05-14	2015-09-14
5 TJX COMPANIES INC		2012-05-14	2015-09-28
13 TJX COMPANIES INC		2012-05-14	2015-11-02
21 TJX COMPANIES INC		2012-05-14	2015-11-20
2022 654 TEMPLETON GLOBAL BOND FD-ADV #616		2010-04-16	2015-01-15
3314 002 TEMPLETON GLOBAL BOND FD-ADV #616		2010-04-16	2015-07-30
46 TEVA PHARMACEUTICAL INDUSTRIES - ADR		2015-01-21	2015-07-10
8 TEVA PHARMACEUTICAL INDUSTRIES - ADR		2014-05-13	2015-08-06
37 TEVA PHARMACEUTICAL INDUSTRIES - ADR		2014-05-21	2015-10-20

Form 990PF Part IV - Capital Gains and Losses for Tax on Investment Income - Columns e - h

(e) Gross sales price	(f) Depreciation allowed (or allowable)	(g) Cost or other basis plus expense of sale	(h) Gain or (loss) (e) plus (f) minus (g)
630		367	263
782		449	333
346		204	142
939		530	409
1,462		857	605
25,000		27,265	-2,265
40,000		44,673	-4,673
2,827		2,548	279
558		407	151
2,153		1,873	280

Form 990PF Part IV - Capital Gains and Losses for Tax on Investment Income - Columns i - l

Complete only for assets showing gain in column (h) and owned by the foundation on 12/31/69			(l) Gains (Col (h) gain minus col (k), but not less than -0-) or Losses (from col (h))
(i) F M V as of 12/31/69	(j) Adjusted basis as of 12/31/69	(k) Excess of col (i) over col (j), if any	
			263
			333
			142
			409
			605
			-2,265
			-4,673
			279
			151
			280

Form 990PF Part IV - Capital Gains and Losses for Tax on Investment Income - Columns a - d

List and describe the kind(s) of property sold (e g , real estate, (a) 2-story brick warehouse, or common stock, 200 shs MLC Co)	(b) How acquired P—Purchase D—Donation	(c) Date acquired (mo , day, yr)	(d) Date sold (mo , day, yr)
14277 945 TOUCHSTONE SMALLLCAP FUND INSTITUTIO		2014-06-03	2015-11-24
1297 353 TOUCHSTONE SMALLLCAP FUND INSTITUTIO		2014-12-23	2015-11-24
1021 E-TRACS ALERIAN MLP INFRASTRUCTURE		2014-12-23	2015-07-30
3000 UNITED MEXICAN STATE 3 500% 1/21/21		2014-07-10	2015-09-04
3000 UNITED MEXICAN STATE 3 500% 1/21/21		2015-03-25	2015-09-04
2000 US TREASURY BOND 4 500% 5/15/38		2014-06-12	2015-01-16
4000 US TREASURY BOND 4 500% 5/15/38		2014-06-12	2015-09-03
1080 63 US TREAS INFL INDEX 2 125% 2/15/41		2014-06-12	2015-01-16
2161 16 US TREAS INFL INDEX 2 125% 2/15/41		2014-06-12	2015-07-01
3000 US TREASURY BOND 3 375% 5/15/44		2014-12-09	2015-01-16

Form 990PF Part IV - Capital Gains and Losses for Tax on Investment Income - Columns e - h

(e) Gross sales price	(f) Depreciation allowed (or allowable)	(g) Cost or other basis plus expense of sale	(h) Gain or (loss) (e) plus (f) minus (g)
274,850		295,000	-20,150
24,974		25,000	-26
34,947		41,288	-6,341
3,051		3,105	-54
3,051		3,141	-90
2,794		2,386	408
5,153		4,772	381
1,472		1,337	135
2,647		2,673	-26
3,593		3,312	281

Form 990PF Part IV - Capital Gains and Losses for Tax on Investment Income - Columns i - l

Complete only for assets showing gain in column (h) and owned by the foundation on 12/31/69			(l) Gains (Col (h) gain minus col (k), but not less than -0-) or Losses (from col (h))
(i) F M V as of 12/31/69	(j) Adjusted basis as of 12/31/69	(k) Excess of col (i) over col (j), if any	
			-20,150
			-26
			-6,341
			-54
			-90
			408
			381
			135
			-26
			281

Form 990PF Part IV - Capital Gains and Losses for Tax on Investment Income - Columns a - d

List and describe the kind(s) of property sold (e g , real estate, (a) 2-story brick warehouse, or common stock, 200 shs MLC Co)	(b) How acquired P—Purchase D—Donation	(c) Date acquired (mo , day, yr)	(d) Date sold (mo , day, yr)
19000 US TREASURY BOND 3 375% 5/15/44		2015-07-01	2015-09-03
3000 US TREASURY NOTE 1 625% 7/31/19		2014-08-05	2015-01-16
3 VALEANT PHARMACEUTICALS		2014-03-21	2015-04-17
4 VALEANT PHARMACEUTICALS		2014-03-21	2015-05-27
7 VALEANT PHARMACEUTICALS		2014-03-21	2015-06-10
4 VALEANT PHARMACEUTICALS		2014-03-21	2015-06-24
8 VALEANT PHARMACEUTICALS		2014-06-02	2015-07-23
11 VALEANT PHARMACEUTICALS		2014-08-08	2015-08-11
6 VALEANT PHARMACEUTICALS		2012-09-20	2015-08-27
8 VALEANT PHARMACEUTICALS		2012-09-20	2015-09-14

Form 990PF Part IV - Capital Gains and Losses for Tax on Investment Income - Columns e - h

(e) Gross sales price	(f) Depreciation allowed (or allowable)	(g) Cost or other basis plus expense of sale	(h) Gain or (loss) (e) plus (f) minus (g)
20,551		20,327	224
3,053		2,992	61
615		411	204
946		548	398
1,605		959	646
917		548	369
2,011		1,027	984
2,669		1,030	1,639
1,396		336	1,060
1,774		438	1,336

Form 990PF Part IV - Capital Gains and Losses for Tax on Investment Income - Columns i - l

Complete only for assets showing gain in column (h) and owned by the foundation on 12/31/69			(l) Gains (Col (h) gain minus col (k), but not less than -0-) or Losses (from col (h))
(i) F M V as of 12/31/69	(j) Adjusted basis as of 12/31/69	(k) Excess of col (i) over col (j), if any	
			224
			61
			204
			398
			646
			369
			984
			1,639
			1,060
			1,336

Form 990PF Part IV - Capital Gains and Losses for Tax on Investment Income - Columns a - d

List and describe the kind(s) of property sold (e g , real estate, (a) 2-story brick warehouse, or common stock, 200 shs MLC Co)	(b) How acquired P—Purchase D—Donation	(c) Date acquired (mo , day, yr)	(d) Date sold (mo , day, yr)
3 VALEANT PHARMACEUTICALS		2012-05-14	2015-10-14
46 VALEANT PHARMACEUTICALS		2012-07-13	2015-11-05
19 VALEO - ADR		2014-05-12	2015-02-20
4 VERISIGN INC COM		2015-09-14	2015-12-10
3 VERISIGN INC COM		2013-06-27	2015-12-10
1943 635 VOYA REAL ESTATE FUND CLASS I #2190		2014-03-19	2015-07-30
39 WILLIAMS COS INC		2012-05-14	2015-06-10
57 WILLIAMS COS INC		2012-05-14	2015-06-24
39 WILLIAMS COS INC		2012-05-14	2015-07-08
36 WILLIAMS COS INC		2012-05-14	2015-07-13

Form 990PF Part IV - Capital Gains and Losses for Tax on Investment Income - Columns e - h

(e) Gross sales price	(f) Depreciation allowed (or allowable)	(g) Cost or other basis plus expense of sale	(h) Gain or (loss) (e) plus (f) minus (g)
521		153	368
3,758		2,298	1,460
1,440		1,245	195
364		277	87
273		134	139
40,000		33,380	6,620
1,856		1,252	604
3,296		1,830	1,466
2,188		1,252	936
2,094		1,156	938

Form 990PF Part IV - Capital Gains and Losses for Tax on Investment Income - Columns i - l

Complete only for assets showing gain in column (h) and owned by the foundation on 12/31/69			(l) Gains (Col (h) gain minus col (k), but not less than -0-) or Losses (from col (h))
(i) F M V as of 12/31/69	(j) Adjusted basis as of 12/31/69	(k) Excess of col (i) over col (j), if any	
			368
			1,460
			195
			87
			139
			6,620
			604
			1,466
			936
			938

Form 990PF Part IV - Capital Gains and Losses for Tax on Investment Income - Columns a - d

List and describe the kind(s) of property sold (e g , real estate, (a) 2-story brick warehouse, or common stock, 200 shs MLC Co)	(b) How acquired P—Purchase D—Donation	(c) Date acquired (mo , day, yr)	(d) Date sold (mo , day, yr)
2 WYNDHAM WORLDWIDE CORP		2014-06-26	2015-08-27
22 WYNDHAM WORLDWIDE CORP		2014-06-26	2015-09-29
30 WYNDHAM WORLDWIDE CORP		2014-06-17	2015-10-14
9 WYNN RESORTS LTD		2015-03-09	2015-07-08
19 WYNN RESORTS LTD		2014-03-21	2015-07-08
74 ACTAVIS PLC		2014-08-21	2015-01-21
95 LIBERTY LILAC GROUP-A		2014-03-21	2015-07-13
3 LIBERTY LILAC GROUP-C		2014-11-12	2015-07-10
1215 MARVELL TECHNOLOGY GROUP		2014-08-21	2015-03-18
7 SIGNET JEWELERS LIMITED		2014-05-12	2015-05-15

Form 990PF Part IV - Capital Gains and Losses for Tax on Investment Income - Columns e - h

(e) Gross sales price	(f) Depreciation allowed (or allowable)	(g) Cost or other basis plus expense of sale	(h) Gain or (loss) (e) plus (f) minus (g)
152		150	2
1,556		1,640	-84
2,343		2,181	162
953		1,188	-235
2,012		2,461	-449
20,418		16,852	3,566
41		38	3
13		13	
19,161		16,594	2,567
930		707	223

Form 990PF Part IV - Capital Gains and Losses for Tax on Investment Income - Columns i - l

Complete only for assets showing gain in column (h) and owned by the foundation on 12/31/69			(l) Gains (Col (h) gain minus col (k), but not less than -0-) or Losses (from col (h))
(i) F M V as of 12/31/69	(j) Adjusted basis as of 12/31/69	(k) Excess of col (i) over col (j), if any	
			2
			-84
			162
			-235
			-449
			3,566
			3
			2,567
			223

Form 990PF Part IV - Capital Gains and Losses for Tax on Investment Income - Columns a - d

List and describe the kind(s) of property sold (e g , real estate, (a) 2-story brick warehouse, or common stock, 200 shs MLC Co)	(b) How acquired P—Purchase D—Donation	(c) Date acquired (mo , day, yr)	(d) Date sold (mo , day, yr)
9 SIGNET JEWELERS LIMITED		2015-05-27	2015-11-02
1 WHITE MTNS INS GROUP		2014-03-21	2015-02-17
1 WHITE MTNS INS GROUP		2013-06-27	2015-08-27
94 903 GAI AGILITY INCOME FUND		2011-03-29	2015-03-31
127 6356 GAI AGILITY INCOME FUND		2011-03-29	2015-12-31
14 NXP SEMICONDUCTORS NV		2014-09-18	2015-03-02
39 NXP SEMICONDUCTORS NV		2014-09-18	2015-08-12
6 SENSATA TECHNOLOGIES HOLDING		2014-03-21	2015-09-14
CAPITAL GAIN DIVIDENDS	P		

Form 990PF Part IV - Capital Gains and Losses for Tax on Investment Income - Columns e - h

(e) Gross sales price	(f) Depreciation allowed (or allowable)	(g) Cost or other basis plus expense of sale	(h) Gain or (loss) (e) plus (f) minus (g)
1,336		1,211	125
661		585	76
697		578	119
100,000		98,154	1,846
120,583		132,007	-11,424
1,388		1,016	372
3,553		2,830	723
268		256	12
			55,665

Form 990PF Part IV - Capital Gains and Losses for Tax on Investment Income - Columns i - l

Complete only for assets showing gain in column (h) and owned by the foundation on 12/31/69			(l) Gains (Col (h) gain minus col (k), but not less than -0-) or Losses (from col (h))
(i) F M V as of 12/31/69	(j) Adjusted basis as of 12/31/69	(k) Excess of col (i) over col (j), if any	
			125
			76
			119
			1,846
			-11,424
			372
			723
			12

TY 2015 Accounting Fees Schedule

Name: TW MCMATH EYE RESEARCH EMORY UNIV

EIN: 58-6267654

Category	Amount	Net Investment Income	Adjusted Net Income	Disbursements for Charitable Purposes
TAX PREPARATION FEE (NON-ALLOC	1,600			1,600

TY 2015 Investments Corporate Bonds Schedule

Name: TW MCMATH EYE RESEARCH EMORY UNIV

EIN: 58-6267654

Name of Bond	End of Year Book Value	End of Year Fair Market Value
04315J860 ARTIO GLOBAL HIGH		
693390791 PIMCO LOW DURATION I		
922031737 VANGUARD INFLATION		
693391559 PIMCO EMERGING MRKT		
880208400 TEMPLETON GLOBAL BON	116,550	101,957
52106N889 LAZARD EMERGING		
013817AV3 ALCOA INC		
00206RAR3 AT&T INC		
208251AE8 CONOCO INC		
126650BN9 CVS CAREMARK		
36962G3P7 GENERAL ELEC CAP COR		
46625HHP8 JPMORGAN CHASE & CO		
50075NAV6 KRAFT FOODS INC		
717081DB6 PFIZER INC.		
902118BN7 TYCO INTERNATIONAL		
91911TAG8 VALE OVERSEAS LIMITE		
92343VAV6 VERIZON COMMUNICATIO		
00206RBD3 AT&T INC		
38141GGS7 GOLDMAN SACHS GROUP		
92343VAM6 VERIZON COMMUNICATIO		

Name of Bond	End of Year Book Value	End of Year Fair Market Value
007989577 ADVISORS SER TR PIA		
277911491 EATON VANCE FLOATING		
315920702 FID ADV EMER MKTS IN		
35671DAU9 FREEPORT-MCMORAN C		
46625HJG6 JPMORGAN CHASE & CO		
4812C0803 JPMORGAN HIGH YIELD		
693390882 PIMCO FOREIGN BD FD		
74253Q416 PRINCIPAL PREFERRED	215,826	217,766
00206RAW2 AT&T INC		
0258M0DC0 AMERICAN EXPRESS CRE	6,211	6,076
037411AZ8 APACHE CORP		
037833AK6 APPLE INC		
06051GFB0 BANK OF AMERICA CORP	5,128	5,164
126650BW9 CVS CAREMARK CORP	6,426	6,347
172967GL9 CITIGROUP INC	2,967	3,009
20030NBB6 COMCAST CORP		
278865AK6 ECOLAB INC	6,227	6,086
29379VAV5 ENTERPRISE PRODUCTS		
38141GVM3 GOLDMAN SACHS GROUP	5,077	5,132
46625HHS2 JPMORGAN CHASE & CO	5,440	5,337

Name of Bond	End of Year Book Value	End of Year Fair Market Value
50075NBA1 KRAFT FOODS INC		
52469E807 WESTERN ASSET SHRT-T	267,861	264,288
52470G742 WESTERN ASSET SMASH		
52470G759 WESTERN ASSET SMASH		
56063N600 MAINSTAY CONVERTIBLE		
655044AF2 NOBLE ENERGY INC		
71645WAR2 PETROBRAS INTL FIN		
76720AAE6 RIO TINTO FIN USA PL		
91086QBD9 UNITED MEXICAN STATE		
92343VBR4 VERIZON COMMUNICATIO	6,742	6,596
05565QCE6 BP CAPITAL MARKETS	19,824	19,713
06366QW86 BANK OF MONTREAL	15,272	15,179
30219GAH1 EXPRESS SCRIPTS HOLD	9,942	9,941
36962G4J0 GENERAL ELEC CAP COR	22,653	22,431
38141GFG4 GOLDMAN SACHS GROUP	10,917	10,770
459200GX3 IBM CORP	20,246	20,120
58933YAG0 MERCK & CO INC	14,994	14,965
68389XAQ8 ORACLE CORP	20,366	20,309
693476BM4 PNC FUNDING CORP	15,224	15,147
87612EBB1 TARGET CORP	15,272	15,174

Name of Bond	End of Year Book Value	End of Year Fair Market Value
88732JAH1 TIME WARNER CABLE IN	10,640	10,461
922031760 VANGUARD HIGH YIELD	209,422	203,187

TY 2015 Investments Corporate Stock Schedule

Name: TW MCMATH EYE RESEARCH EMORY UNIV
EIN: 58-6267654

Name of Stock	End of Year Book Value	End of Year Fair Market Value
44980Q518 ING INTERNATIONAL RE		
44981V706 ING REAL ESTATE FUND		
00184X105 AOL INC		
126804301 CABELAS INC		
139594105 CAPELLA EDUCATION		
143130102 CARMAX INC	9,957	11,765
345203202 FORCE PROTECTION IN		
418056107 HASBRO INC		
817565104 SERVICE CORP INTL		
864159108 STURM RUGER & CO INC		
21036P108 CONSTELLATION BRAND		
29266R108 ENERGIZER HOLDINGS I		
741511109 PRICESMART INC		
050095108 ATWOOD OCEANICS INC		
017175100 ALLEGHANY CORP DEL N		
278265103 EATON VANCE CORP COM		
55262C100 MBIA INC		
879080109 TEJON RANCH CO		
950817106 WESCO FINL CORP		
690732102 OWENS & MINOR INC		
88033G100 TENET HEALTHCARE		
014482103 ALEXANDER & BALDWIN		
22025Y407 CORRECTIONS CORP OF		
498904200 KNOLL INC		
679580100 OLD DOMINION FREIGHT		
894650100 TREDEGAR CORPORATION		
007974108 ADVENT SOFTWARE INC		
594793101 MICREL INC COM		
920461N102 VALUECLICK NC		
012653101 ALBEMARLE CORP COM		

Name of Stock	End of Year Book Value	End of Year Fair Market Value
573284106 MARTIN MARIETTA MATL	5,982	7,922
651587107 NEWMARKET CORP		
G62185106 MONTPELIER RE HOLDIN		
G9618E107 WHITE MTNS INS GROUP	3,239	4,361
49455U100 KINDER MORGAN MGMT L		
32054K103 FIRST INDL RLTY TR I		
41902R103 HATTERAS FINANCIAL C		
902653104 UDR INC		
345370860 FORD MOTOR COMPANY	16,490	13,315
364760108 GAP INC		
437076102 HOME DEPOT INC	16,560	23,937
654106103 NIKE INC CL B		
778296103 ROSS STORES INC	8,482	10,493
126650100 CVS HEALTH CORPORATI	10,211	20,238
742718109 PROCTOR & GAMBLE CO		
902494103 TYSON FOODS INC CL		
931142103 WAL MART STORES INC		
166764100 CHEVRON CORP		
20825C104 CONOCOPHILLIPS		
406216101 HALLIBURTON CO		
674599105 OCCIDENTAL PETE CORP		
03076C106 AMERIPRISE FINL INC		
172967101 CITIGROUP INC.		
46625H100 JPMORGAN CHASE & CO	18,145	18,026
693475105 PNC FINANCIAL SERV.		
91529Y106 UNUM GROUP		
031162100 AMGEN INC	16,514	17,045
110122108 BRISTOL MYERS SQUIB		
14149Y108 CARDINAL HEALTH INC		
345838106 FOREST LABS INC		

Name of Stock	End of Year Book Value	End of Year Fair Market Value
478160104 JOHNSON & JOHNSON		
58155Q103 MCKESSON CORP	8,360	16,765
58405U102 MEDCO HEALTH SOL.		
235851102 DANAHER CORP		
369604103 GENERAL ELECTRIC		
907818108 UNION PACIFIC CORP		
913017109 UNITED TECHNOLOGIES		
88579Y101 3M CO		
037833100 APPLE INC	6,374	17,263
17275R102 CISCO SYSTEMS INC	13,253	18,085
219350105 CORNING INC		
428236103 HEWLETT PACKARD CO		
44919P508 IAC/INTERACTIVE		
458140100 INTEL CORP	16,633	15,709
459200101 INTERNATIONAL BUSINE		
594918104 MICROSOFT CORP	7,169	20,306
68389X105 ORACLE CORPORATION		
882508104 TEXAS INSTRUMENTS		
459506101 INTERNATIONAL FLAV.		
81211K100 SEALED AIR CORP COM		
92343V104 VERIZON COMM.		
210371100 CONSTELLATION ENER.		
H0023R105 ACE LIMITED		
G6852T105 PARTNERRE LTD COM		
H8912P106 TYCO ELECTRONICS		
H89128104 TYCO INTERNATIONAL L		
761152107 RESMED INC		
000375204 ABB LTD ADR		
G1151C101 ACCENTURE PLC		
03485P201 ANGLO AMERN PLC ADR		

Name of Stock	End of Year Book Value	End of Year Fair Market Value
03524A108 ANHEUSER-BUSCH INBEV	14,237	16,750
03938L104 ARCELORMITTAL-MY		
054536107 AXA - ADR		
05967A107 BANCO SANTANDER		
06738E204 BARCLAYS PLC - ADR		
055262505 BASF AKTIENGESS.		
072730302 BAYER AG - ADR	10,878	9,612
055434203 BG GROUP PLC - ADR	4,530	3,964
05565A202 BNP PARIBAS - ADR	6,687	5,341
20441A102 COMPANHIA DE SANE.		
204448104 COMPANIA DE MINAS		
225401108 CREDIT SUISSE GROUP	3,879	3,340
D1668R123 DAIMLERCHRYSLER AG-		
23304Y100 DBS GROUP HOLDINGS L		
251561304 DEUTSCHE LUFTHANSA		
26874R108 ENI SPA- ADR		
294821608 ERICSON LM TELEPHON		
358029106 FRESENIUS MEDICAL CA		
362607301 GAFISA SA		
37733W105 GLAXOSMITHLINE PLC		
42550U109 HENKEL AG AND CO		
438128308 HONDA MOTOR CO.		
404280406 HSBC - ADR		
45104G104 ICICI BANK LTD. - AD		
453142101 IMPERIAL TOBACCO GRO		
456837103 ING GROEP N.V. - ADR		
46115H107 INTESA SANPAOLO-SPON		
500458401 KOMATSU LIMITED - AD	4,444	3,348
500467402 KONINKLIJKE AHOLD NV		
500472303 KONINKLIJKE PHILIPS		

Name of Stock	End of Year Book Value	End of Year Fair Market Value
48268K101 KT CORP.		
501173207 KUBOTA LIMITED - ADR		
584469407 MEDIASET SPA		
606822104 MITSUBISHI UFJ FINL		
636274300 NATIONAL GRID PLC AD		
641069406 NESTLE S.A. REGISTER		
686330101 ORIX CORPORATION - A		
705015105 PEARSON PLC - ADR		
71654V101 PETROLEO BRASILEIRO		
74435K204 PRUDENTIAL PLC - ADR	13,057	12,532
758205207 REED ELSEVIER P L C		
767204100 RIO TINTO PLC - ADR		
80105N105 SANOFI-AVENTIS		
803054204 SAP AG - ADR		
G7945E105 SEADRILL LIMITED		
813113206 SECOM LTD UNSPON.		
827084864 SILICONWARE PRECISIO		
835699307 SONY CORPORATION - A	4,741	4,405
865613103 SUMITOMO CORP-SPON A		
87160A100 SYNGENTA AG - ADR		
87927Y102 TELECOM ITALIA SPA		
881575302 TESCO PLC - ADR		
881624209 TEVA PHARMACEUTICAL	6,272	8,271
899415202 TULLOW OIL PLC ADR		
927320101 VINCI SA ADR	4,847	5,199
92857W209 VODAFONE GROUP PLC N		
92933H101 WPP GRP PLC AMER DEP		
98418K105 XSTRATA PLC		
18383Q861 GUGGENHEIM CHINA		
216831107 COOPER TIRE & RUBR		

Name of Stock	End of Year Book Value	End of Year Fair Market Value
26153C103 DREAMWORKS ANI.		
401617105 GUESS INC		
418056107 HASBORO INC		
46113M108 INTERNAL LEISURE		
918204108 V F CORP		
92769L101 VIRGIN MEDIA INC		
968223206 WILEY JOHN & SONS		
978097103 WOLVERINE WORLD		
423452101 HELMERICH & PAYNE		
626717102 MURPHY OIL CORP		
655044105 NOBLE ENERGY INC		
966387102 WHITING PETE CORP		
125581801 CIT GROUP INC.		
12572Q105 CME GROUP INC		
200340107COMERICA INC		
254709108 DISCOVER FINANCIAL		
45865V100 INTERCONTINENTAL		
74267C106 PROASSURANCE CORP.		
784117103 SEI INVESTMENT CO.		
78442P106 SLM CORP		
090572207 BIO RAD LABS INC		
116794108 BRUKER CORP.		
441060100 HOSPIRA INC		
50540R409 LABORATORY CRP OF AM		
58502B106 MEDNAX INC.		
790849103 ST JUDE MED INC		
00508X203 ACTUANT CORP-CL		
382388106 GOODRICH CORPORATIO		
443510201 HUBBELL INC CL B		
451734107 IHS INC COM		

Name of Stock	End of Year Book Value	End of Year Fair Market Value
688239201 OSHKOSH CORP.		
776696106 ROPER TECHNOLOGIES I	11,532	13,285
879360105 TELEYNE TECHNOLOGIE		
911363109 UNITED RENTAL INC		
941053100 WASTE CONNECTIONS		
00846U101 AGILENT TECH.		
032095101 AMPHENOL CORP		
03662Q105 ANSYS INC		
25659T107 DOLBY LABORATORIES		
30241L109 FEI CO COM		
595017104 MICROCHIP TECHNOLOGY	4,502	7,074
61022P100 MONOTYPE		
729132100 PLEXUS CORP COM		
743312100 PROGRESS SOFTWARE		
74834T103 QUEST SOFTWARE INC		
871607107 SYNOPSIS INC COM		
012653101 ALBEMARLE CORP		
228368106 CROWN HLDGS INC		
772739207 ROCK-TENN CO CL A		
834376501 SOLUTIA INC/NEW		
H01531104 ALLIED WORLD ASSU.		
M22465104 CHECK POINT SOFTWARE	6,118	6,022
G30775P101 ENSTAR GROUP		
45103T107 ICON PLC-ADR		
G47791101 INGERSOLL-RAND PLC		
88157K101 TESCO CORP		
G98290102 XL GROUP PLC		
754907103 RAYONIER INC COM		
171798101 CIMAREX ENERGY CO		
30231G102 EXXON MOBIL CORPORAT	16,467	12,862

Name of Stock	End of Year Book Value	End of Year Fair Market Value
46625H365 JP MORGAN ALERIAN ML		
52106N889 LAZARD EMERGING MKTS		
02553E106 AMERICAN EAGLE OUTFI		
67018T105 NU SKIN ENTERPRISES		
483548103 KAMAN CORPCOMMON		
086516101 BEST BUY INC		
17306X102 CITI TRENDS INC		
36467W109 GAMESTOP CORP NEW		
054303102 AVON PRODS INC		
60871R209 MOLSON COORS BREWING		
786514208 SAFEWAY INC NEW		
12802T101 CAL DIVE INTERNATIONAL		
13342B105 CAMERON INTL CORP		
261608103 DRESSER-RAND GROUP		
651290108 NEWFIELD EXPL CO		
723787107 PIONEER NAT RES CO		
854567109 SOUTHWESTERN ENERGY		
91913Y100 VALERO ENERGY CORP	16,494	21,567
524901105 LEGG MASON INC		
665859104 NORTHERN TRUST CORP		
712704105 PEOPLE'S UNITED FINA		
693366205 PICO HOLDINGS INC		
743315103 PROGRESSIVE CORP OHI	1,938	3,180
808513105 SCHWAB CHARLES CORP		
00817Y108 AETNA INC-NEW	12,812	17,407
101137107 BOSTON SCIENTIFIC CO		
436440101 HOLOGIC INC		
74834L100 QUEST DIAGNOSTICS IN		
918194101 VCA ANTECH INC		
018804104 ALLIANT TECHSYSTEMS		

Name of Stock	End of Year Book Value	End of Year Fair Market Value
205944101 CON-WAY INC		
30162A108 EXELIS INC		
302130109 EXPEDITORS INTL WASH		
450911201 ITT CORP		
760759100 REPUBLIC SERVICE		
77434110 ROCKWELL COLLINS		
784635104 SPX CORP		
880779103 TEREX CORP		
98419M100 XYLEM INC		
032095101 AMPHENOL CORP		
12673P105 CA INC		
25659T107 DOLBY LABORATORIES		
346373108 FORMACTOR INC		
535678106 LINEAR TECHNOLOGY		
871503108 SYMANTEC CORP		
879664100 TELLABS OPEATIONS IN		
959802109 WESTERN UNION CO/THE		
826552101 SIGMA ALDRICH CORP		
810186106 THE SCOTTS MIRACLE		
591708102 METROPCS COMMUNICATI		
902681105 UGI CORP		
002896207 ABERCROMBIE & FITCH		
023135106 AMAZON COM INC COM		
099724106 BORG WARNER INC		
189754104 COACH INC		
307000109 FAMILY DLR STORES		
500255104 KOHLS CORP		
517834107 LAS VEGAS SANDS CORP		
580135101 MCDONALDS CORP		
64110L106 NETFLIX		

Name of Stock	End of Year Book Value	End of Year Fair Market Value
855244109 STARBUCKS CORP COM		
85590A401 STARWOOD HOTELS&RESO		
887317303 TIME WARNER INC		
918204108 VF CORP		
988498101 YUM BRANDS INC		
191216100 COCA COLA		
518439104 ESTEE LAUDER COMPANI		
494368103 KIMBERLY CLARK CORP		
501044101 KROGER CO		
544147101 LORILLARD INC		
582839106 MEAD JOHNSON NUTRITI	7,755	7,500
713448108 PEPSICO INC		
742718109 PROCTOR & GAMBLE CO		
902494103 TYSON FOODS INC		
931142103 WAL MART STORES		
26875P101 EOG RESOURCES, INC		
637071101 NATIONAL OILWELL INC		
75281A109 RANGE RES CORP		
025816109 AMERICAN EXPRESS CO		
200340107 COMERICA INC		
46625H100 JPMORGAN CHASE & CO		
018490102 ALLERGAN INC		
09062X103 BIOGEN IDEC INC		
156782104 CERNER CORP COM		
28176E108 EDWARDS LIFESCIENCE		
302182100 EXPRESS SCRIPTS INC		
452327109 ILLUMINA INC		
478160104 JOHNSON & JOHNSON		
91324P102 UNITEDHEALTH GROUP I	17,547	17,999
941848103 WATERS CORP		

Name of Stock	End of Year Book Value	End of Year Fair Market Value
097023105 BOEING CO		
235851102 DANAHER CORP		
740189105 PRECISION CASTPARTS		
773903109 ROCKWELL AUTOMATION		
858912108 STERICYCLE INC		
907818108 UNION PACIFIC CORP		
913017109 UNITED TECHNOLOGIES		
177376100 CITRIX SYS INC		
268648102 E M C CORP MASS		
38259P508 GOOGLE INC		
48203R104 JUNIPER NETWORKS INC		
747525103 QUALCOMM INC		
79466L302 SALESFORCE COM INC		
80004C101 SANDISK CORP COM		
92342Y109 VERIFONE SYSTEMS		
61166W101 MONSANTO CO		
74005P104 PRAXAIR INC COM		
826552101 SIGMA ALDRICH CORP		
025537101 AMERICAN ELECTRIC		
20030N200 COMCAST CORP		
237194105 DARDEN RESTAURANTS		
372460105 GENUINE PARTS CO		
459902102 INTERNATIONAL GAME		
500255104 KOHLS CORP		
855030102 STAPLES INC		
887317303 TIME WARNER INC		
872540109 TJX COMPANIES INC	3,019	5,247
194162103 COLGAGE PALMOLIVE		
13342B105 CAMERON INTL CORP		
25179M103 DEVON ENERGY CORP		

Name of Stock	End of Year Book Value	End of Year Fair Market Value
637071101 NATIONAL OILWELL INC		
025816109 AMERICAN EXPRESS CO		
09247X101 BLACKROCK INC		
354613101 FRANKLIN RESOURCES		
571748102 MARSH & MCLENNAN COS		
59156R108 METLIFE INC		
629491101 NYSE EURONEXT INC		
744320102 PRUDENTIAL FINL INC	17,687	16,119
87236Y108 TD AMERITRADE HLDG		
89417E109 TRAVELERS COMPANIES		
002824100 ABBOTT LABS		
00817Y108 AETNA INC		
23918K108 DAVITA HEALTHCARE PA	7,289	6,413
50540R409 LABORATORY CRP		
883556102 THERMO FISHER SCIENT		
91324P102 UNITEDHEALTH GROUP		
097023105 BOEING CO		
244199105 DEERE & CO		
77434110 ROCKWELL COLLINS		
94106L109 WASTE MANAGEMENT INC		
037833100 APPLE INC.		
038222105 APPLIED MATERIALS IN		
24702R101 DELL INC		
285512109 ELECTRONIC ARTS INC	14,189	17,592
31620M106 FIDELITY NATL INFORM	4,475	7,817
594918104 MICROSOFT CORP		
68389X105 ORACLE CORPORATION		
92826C839 VISA INC-CLASS A SHR		
984332106 YAHOO INC		
263534109 DU PONT E I DE		

Name of Stock	End of Year Book Value	End of Year Fair Market Value
460146103 INTERNATIONAL PAPER		
74005P104 PRAXAIR INC		
156700106 CENTURLINK INC		
976657106 976675106		
67019E107 NSTAR		
00101J106 ADT CORP/THE		
001055102 AFLAC INC		
008252108 AFFILIATED MANAGERS		
009363102 AIRGAS INC COM	5,739	8,438
014491104 ALEXANDER & BALDWIN		
03027X100 AMERICAN TOWER CORP		
037411105 APACHE CORP		
042068106 ARM HOLDINGS PLC - A		
043400100 ASAHI KASEI CORP ADR		
04623U102 ASTELLAS PHARMA INC		
053332102 AUTOZONE INC	5,572	10,387
05382A104 AVIVA PLC - ADR		
05845R306 BALFOUR BEATTY PLC-S		
066011206 BANK YOKOHAMA LTD JA		
067383109 BARD C R INC	5,358	9,093
073730103 BEAM INC		
075887109 BECTON DICKINSON & C	3,629	6,934
084670702 BERKSHIRE HATHAWAY I		
088606108 BHP BILLITON LIMITED	10,333	4,817
111013108 BRITISH SKY BROADCASTS		
112585104 BROOKFIELD ASSET MAN	20,012	25,760
115236101 BROWN & BROWN INC	5,469	6,484
121220107 BURGER KING WORLDWID		
12504L109 CBRE GROUP INC	4,044	6,674
131347304 CALPINE CORP/NEW		

Name of Stock	End of Year Book Value	End of Year Fair Market Value
14040H105 CAPITAL ONE FINANCIA		
150870103 CELANESE CORP		
169403201 CHINA OVERSEAS LAN-U		
189054109 CLOROX CO		
191085208 COCA-COLA AMATIL LIM		
192446102 COGNIZANT TECH SOLUT		
198516106 COLUMBIA SPORTSWEAR		
20030N101 COMCAST CORP CLASS A	11,059	16,985
217204106 COPART INC COM	3,109	4,371
22160K105 COSTCO WHOLESALE COR		
228227104 CROWN CASTLE INTL CO		
23636T100 DANONE ADR		
249030107 DENTSPLY INTL INC CO		
25243Q205 DIAGEO PLC - ADR		
254687106 WALT DISNEY CO		
25470F302 DISCOVERY COMMUNICAT	3,046	3,253
256677105 DOLLAR GENERAL CORP	2,370	3,594
257738203 DONGFENG MOTOR GRP-H		
273202101 EAST JAPAN RAILWAY C		
278768106 EHOSTAR CORPORATION	1,651	2,347
278865100 ECOLAB INC	2,838	3,889
292448206 EMPRESAS ICA S.A. -S		
29274F104 ENERSIS S.A. - ADR		
29444U502 EQUINIX INC		
303075105 FACTSET RESH SYS INC	2,294	3,902
311900104 FASTENAL CO	2,574	2,490
339305302 FLETCHER BUILDING-SP		
345550107 FOREST CITY ENTERPRI	3,950	5,483
351858105 FRANCO NEV CORP NPV		
35804M105 FRESENIUS SE & CO-SP	4,445	6,194

Name of Stock	End of Year Book Value	End of Year Fair Market Value
368287207 0A0 GAZPROM LEVEL 1		
370023103 GENERAL GROWTH PROPE		
371901109 GENTEX CORP		
375558103 GILEAD SCIENCES INC	6,053	16,494
38141G104 GOLDMAN SACHS GROUP	16,480	16,581
384802104 GRAINGER W W INC		
423012301 HEINEKEN N V		
42551K100 HENGDELI HOLDINGS-UN		
456788108 INFOSYS LTD-SP ADR		
459348108 INTERNATIONAL CONS-S		
461202103 INTUIT COM	4,065	7,045
46120E602 INTUITIVE SURGICAL I		
462846106 IRON MOUNTAIN INC		
478366107 JOHNSON CONTROLS INC		
48241A105 KB FINANCIAL GROUP I		
485785109 KASIKORNBANK PCL-UNS		
48667L106 KDDI CORP-UNSPONSORE	5,567	7,651
492051305 KEPPEL LTD ADR		
49456B101 KINDER MORGAN INC/DE		
496902404 KINROSS GOLD CORP		
50077C106 KRATON PERFORMANCE P		
50212V100 LPL FINANCIAL HOLDIN	4,575	4,606
512815101 LAMAR ADVERTISING CO		
527288104 LEUCADIA NATL CORP C	7,126	5,339
530322106 LIBERTY MEDIA CORP -		
530555101 LIBERTY GLOBAL INC-A		
53071M104 LIBERTY INTERACTIVE	5,224	9,261
53071M880 LIBERTY VENTURES - S	4,417	8,075
53217V109 LIFE TECHNOLOGIES CO		
53578A108 LINKEDIN CORP		

Name of Stock	End of Year Book Value	End of Year Fair Market Value
540424108 LOEWS CORP	10,320	9,638
55261F104 M & T BANK CORPORATI	5,355	6,786
565100104 MAPRFE SA-UNSP ADR		
56585A102 MARATHON PETROLEUM C		
570535104 MARKEL HOLDINGS	11,223	20,317
57686G105 MATSON INC.		
608190104 MOHAWK INDS INC COM	3,474	7,954
611740101 MONSTER BEVERAGE COR		
615369105 MOODYS CORP	11,341	19,667
620076307 MOTOROLA SOLUTIONS,	4,996	6,777
636180101 NATIONAL FUEL GAS CO		
649274305 NEW WORLD DEV LTD AD		
654744408 NISSAN MOTOR CO., LT		
66987V109 NOVARTIS AG - ADR	15,389	16,176
670184100 NSK LTD-UNSPONSORED		
67103H107 O'REILLY AUTOMOTIVE	5,709	14,698
675232102 OCEANEERING INTL INC		
741503403 PRICELINE COM INC		
76026T205 REPSOL S.A. ADR		
767744105 RITCHIE BROS AUCTION		
771195104 ROCHE HOLDINGS LTD -		
78467K107 SSE PLC-SPN ADR		
786584102 SAFRAN SA-UNSPON ADR		
806857108 SCHLUMBERGER LTD		
80687P106 SCHNEIDER ELECTRIC S		
82481R106 SHIRE PLC ADR	7,794	7,995
828336107 SILVER WHEATON CORP		
870195104 SWEDBANK AB ADR	8,824	7,500
874039100 TAIWAN SEMICONDUCTOR		
87612E106 TARGET CORP	17,395	15,175

Name of Stock	End of Year Book Value	End of Year Fair Market Value
87944W105 TELENOR ASA - ADR	6,100	4,430
88033G407 TENET HEALTHCARE COR		
89151E109 TOTAL S.A. - ADR		
892331307 TOYOTA MOTOR CORPORA		
902973304 US BANCORP DEL NEW		
904784709 UNILEVER N.V. - ADR		
911312106 UNITED PARCEL SERVIC		
91911K102 VALEANT PHARMACEUTIC		
92046N102 VALUECLICK INC		
92343E102 VERISIGN INC COM	5,724	12,492
92345Y106 VERISK ANALYTICS INC	8,072	9,533
92852T201 VIVENDI SA-UNSPON AD	5,292	4,249
928563402 VMWARE INC		
969457100 WILLIAMS COS INC		
981475106 WORLD FUEL SERVICES		
983134107 WYNN RESORTS LTD		
98462Y100 YAMANA GOLD INC		
984846105 YANZHOU COAL MINING		
G0408V102 AON PLC	19,526	23,145
G0450A105 ARCH CAPITAL GROUP L	2,139	3,488
G29183103 EATON CORP PLC		
G6359F103 NABORS INDUSTRIES LT		
N7902X106 SENSATA TECHNOLOGIES	3,208	4,606
Y64354205 OCEAN RIG UDW INC -		
001317205 AIA GROUP LTD-SP ADR		
00687A107 ADIDAS-AG ADR		
009126202 AIR LIQUIDE - ADR		
018805101 ALLIANZ SE ADR		
02263T104 AMADEUS IT HOLDING-U		
044209104 ASHLAND INC NEW		

Name of Stock	End of Year Book Value	End of Year Fair Market Value
045387107 ASSA ABLOY AB-UNSP A	6,499	9,302
04685W103 ATHENAHEALTH INC		
049255706 ATLAS COPCO AB ADR		
056752108 BAIDU INC ADR		
05946K101 BANCO BILBAO VIZCAYA		
071813109 BAXTER INTL INC		
072743206 BAYERISCHE MOTOREN W		
09061G101 BIOMARIN PHARMACEUTI		
12082W204 BURBERRY GROUP PLC-S		
12637N105 CSL LIMITED - ADR		
136375102 CANADIAN NATL RR CO		
143658300 CARNIVAL CORP		
151020104 CELGENE CORP COM		
16941M109 DPS CHINA MOBILE LIM		
191459205 COCHLEAR LTD-UNSPON		
20449X203 COMPASS GROUP PLC -		
231021106 CUMMINS INC.		
237545108 DASSAULT SYSTEMES S.		
243537107 DECKERS OUTDOOR CORP		
262037104 DRIL-QUIP INC COM		
29082A107 EMBRAER SA ADR		
30215C101 EXPERIAN PLC - ADR		
307305102 FANUC CORPORATION AD		
31620R105 FIDELITY NATIONAL FI		
425883105 HENNES & MAURITZ AB		
42809H107 HESS CORP	4,654	3,103
43858F109 HONG KONG EXCH & CLE		
453038408 IMPERIAL OIL LTD COM		
455807107 INDUST AND COMM BK O		
465562106 ITAU UNIBANCO BANCO		

Name of Stock	End of Year Book Value	End of Year Fair Market Value
466140100 JGC CORP-UNSPONSORED		
48137C108 JULIUS BAER GROUP LT		
48238T109 KAR AUCTION SERVICES	5,038	7,739
495724403 KINGFISHER PLC - ADR		
50048H101 KONE OYJ-B-UNSPONSOR		
502117203 L'OREAL - ADR		
502441306 LVMH MOET HENNESSY U		
531229102 LIBERTY MEDIA CORP	1,858	3,493
550021109 LULULEMON ATHLETICA		
55345K103 MRC GLOBAL INC		
55354G100 MSCI INC	2,755	4,761
58733R102 MERCADOLIBRE INC		
59410T106 MICHELIN (CGDE) ADR		
594901100 MICROS SYS INC		
606783207 MITSUBISHI ESTATE CO		
61022V107 MONOTARO CO LTD-UNSP		
62474M108 MTN GROUP LTD ADR		
654902204 NOKIA CORPORATION -		
65528V107 NOKIAN TYRES OYJ-UNS		
670100205 NOVO NORDISK A/S - A	4,631	7,841
680665205 OLIN CORP 1 COM & 1		
683974505 OPPENHEIMER DEVELOPI		
69367U105 BANK MANDIRI TBK UNS		
69480U206 PACIFIC RUBIALES ENE		
71654V408 PETROLEO BRASILEIRO		
74463M106 PUBLICIS GROUPE S.A.		
756255204 RECKITT BENCKIS/S AD		
770323103 ROBERT HALF INTL INC	1,710	2,404
774341101 ROCKWELL COLLINS		
78572M105 SABMILLER PLC - ADR		

Name of Stock	End of Year Book Value	End of Year Fair Market Value
803866300 SASOL LIMITED - ADR		
83569C102 SONOVA HOLDIN-UNSPON		
84265V105 SOUTHERN COPPER CORP		
848637104 SPLUNK INC		
86562X106 SUMITOMO MITSUI TR-S	3,231	2,667
86959C103 SVENSKA HANDELSB-A-U		
870123106 SWATCH GROUP AG/THE-		
87184P109 SYSMEX CORP-UNSPON A		
876568502 TATA MTRS LTD ADR		
88023U101 TEMPUR SEALY INTERNA		
88032Q109 TENCENT HOLDINGS LTD		
886547108 TIFFANY & CO NEW		
89155H256 TOUCHSTONE SMALL CAP		
900148701 TURKIYE GARANTI BANK		
90460M204 UNI CHARM CORPORATIO		
904767704 UNILEVER PLC - ADR	7,762	7,718
92937A102 WPP PLC NEW		
936793884 WASATCH EMERGING MKT		
966837106 WHOLE FOODS MKT INC		
98418R100 XINYI GLASS HOLDI-UN		
D18190898 DEUTSCHE BANK AG REG		
G16962105 BUNGE LIMITED		
G5480U104 LIBERTY GLOBAL PLC-A	4,008	5,888
G81477104 SINA CORPORATION		
G96666105 WILLIS GROUP HOLDING	4,855	5,488
N07059210 ASML HOLDING NV-NY R		
N97284108 YANDEX NV-A		
00507G102 ACTELION LTD-UNSP AD	5,721	6,529
00724F101 ADOBE SYS INC		
009158106 AIR PRODS & CHEMS IN	25,770	27,063

Name of Stock	End of Year Book Value	End of Year Fair Market Value
009279100 AIRBUS GROUP NV - UN		
039483102 ARCHER DANIELS MIDLA		
04270V106 ARRIS GROUP INC		
04314H204 ARTISAN INTERNATIONA		
045055100 ASHTEAD GROUP PLC-UN	4,971	5,234
045519402 ASSOC BRITISH FOODS-	4,858	4,750
048173108 ATLANTIA SPA-UNSPONS		
110448107 BRITISH AMERICAN TOB	11,921	11,266
142795202 CARLSBERG AS-B-SPON	6,581	6,518
15135B101 CENTENE CORP DEL	12,878	17,900
194014106 COLFAX CORPORATION	13,029	5,861
204319107 COMPAGNIE FINANCIERE	5,661	4,058
22822V101 CROWN CASTLE INTL CO	4,521	6,830
233326107 DST SYS INC COM	16,451	20,303
23381B106 DAIKIN INDUSTRIES-UN		
234062206 DAIWA HOUSE IND LTD	7,575	11,997
247361702 DELTA AIR LINES INC	16,402	20,580
256206103 DODGE & COX INT'L ST		
260543103 DOW CHEMICAL CO	16,516	15,907
269246401 E*TRADE GROUP		
277923728 EATON VANCE GLOBAL M	140,000	135,684
30303M102 FACEBOOK INC		
31620R303 FNF GROUP	8,432	10,609
344849104 FOOT LOCKER INC	14,311	16,988
410345102 HANESBRANDS INC		
413838103 OAKMARK FUND - I #11	400,000	361,836
45672B305 INFORMA PLC-SP ADR	5,662	6,182
471105205 JAPAN TOBACCO INC-UN	7,829	8,935
521865204 LEAR CORP	16,457	20,390
530307107 LIBERTY BROADBAND CO	2,278	2,789

Name of Stock	End of Year Book Value	End of Year Fair Market Value
530307305 LIBERTY BROADBAND CO	4,316	5,653
531229300 LIBERTY MEDIA CORP	5,020	8,416
531465102 LIBERTY TRIPADVISOR	2,546	3,550
534187109 LINCOLN NATL CORP IN	16,408	15,530
539439109 LLOYDS BANKING GROUP	10,631	8,877
548661107 LOWES COS INC	16,563	23,877
559222401 MAGNA INTL INC CL A	16,446	11,681
560877300 MAKITA CORPORATION -	6,441	6,902
58502L104 MEDIOLANUM SPA-UNSP	3,688	4,146
58933Y105 MERCK & CO INC NEW	15,909	14,261
595112103 MICRON TECHNOLOGY IN		
617446448 MORGAN STANLEY		
666807102 NORTHROP GRUMMAN COR	16,392	24,168
683974604 OPPENHEIMER DEVELOPI		
72348P104 PINNACLE FOODS INC	13,688	16,729
74925K581 BOSTON P LNG/SHRT RE	130,000	131,277
756568101 RED ELECTRICA COR-UN	5,690	5,728
76090H103 RESTAURANT BRANDS-EX		
76131D103 RESTAURANT BRANDS IN	8,859	9,078
761655604 REXAM PLC-SPONSORED	6,449	5,992
775109200 ROGERS COMMUNICATION		
775781206 ROLLS-ROYCE HOLDINGS		
77954Q106 T ROWE PRICE BLUE CH	400,000	421,426
780259206 ROYAL DUTCH SHELL PL	6,556	4,121
780641205 KONINKLIJKE KPN N.V.	3,219	3,830
783513104 RYANAIR HOLDINGS PLC		
78388J106 SBA COMMUNICATIONS C	15,671	15,340
78392U105 RYOHIN KEIKAKU CO-UN	2,315	4,177
79588J102 SAMPO OYJ-A SHS-UNSP	6,767	6,880
80007R105 SANDS CHINA LTD-UNSP		

Name of Stock	End of Year Book Value	End of Year Fair Market Value
81783H105 SEVEN & I HOLDINGS C	5,991	6,946
83404D109 SOFTBANK GROUP CORP-	10,022	6,825
844741108 SOUTHWEST AIRLINES C	16,417	22,434
848574109 SPIRIT AEROSYTSEMS H	12,726	17,224
86562M209 SUMITOMO TRUST AND B	9,537	8,820
88019R690 TEMPLETON EMER MKT S	215,000	195,032
893641100 TRANSDIGM GROUP INC	9,813	11,423
896522109 TRINITY INDS INC	16,547	8,359
902641646 E-TRACS ALERIAN MLP	154,029	103,698
919134304 VALEO - ADR	5,429	6,580
929089100 VOYA FINANCIAL INC	16,426	15,687
92913K595 VOYA REAL ESTATE FUN	210,782	308,819
92914A810 VOYA INTL RL EST FD	192,020	184,267
977868306 WOLSELEY PLC	5,700	5,485
977874205 WOLTERS KLUWER NV -	5,003	5,931
98310W108 WYNDHAM WORLDWIDE CO		
98978V103 ZOETIS INC	13,086	14,232
G0083B108 ACTAVIS PLC		
G5480U120 LIBERTY GLOBAL PLC-S	4,254	5,952
G5876H105 MARVELL TECHNOLOGY G		
G81276100 SIGNET JEWELERS LIMI	9,840	10,143
N6596X109 NXP SEMICONDUCTORS N		
00206R102 AT & T INC	16,809	17,067
00770G847 JOHCM INTERNATIONAL	187,391	179,018
03073E105 AMERISOURCEBERGEN CO	16,524	18,460
03232P405 AMSURG CORP	16,040	15,884
04247X102 ARMSTRONG WORLD INDU	2,582	2,104
052769106 AUTODESK INC	7,324	9,261
053611109 AVERY DENNISON CORP	18,026	18,109
12508E101 CDK GLOBAL INC	2,333	2,279

Name of Stock	End of Year Book Value	End of Year Fair Market Value
12514G108 CDW CORP/DE	16,186	16,690
16117M305 CHARTER COMMUNICATIO	1,468	1,465
20449X302 COMPASS GROUP PLC -	7,140	7,348
210771200 CONTINENTAL AG-SPONS	3,665	3,945
256746108 DOLLAR TREE INC	7,550	8,494
292505104 ENCANA CORP	5,674	2,296
29444U700 EQUINIX INC	5,039	5,141
34984T857 GOLDEN SMALL CAP COR	297,332	280,315
361592108 GEA GROUP AG ADR	1,957	1,889
413838202 OAKMARK INTERNATIONALA	183,813	171,527
44267D107 HOWARD HUGHES CORP/T	2,374	2,150
446150104 HUNTINGTON BANCSHARE	17,731	16,822
466313103 JABIL CIRCUIT INC CO	16,813	16,559
48241F104 KBC GROEP NV-UNSP AD	3,662	3,769
526057104 LENNAR CORPORATION C	3,125	2,984
55608B105 MACQUARIE INFRASTRUC	8,054	6,897
580645109 MCGRAW-HILL FINANCIA	1,141	1,183
68557N103 ORBITAL ATK INC	17,247	17,243
70450Y103 PAYPAL HOLDINGS INC	1,492	1,520
72766Q105 PLATFORM SPECIALTY P	5,808	3,105
74144Q203 T ROWE PRICE INST EM	375,000	339,236
759530108 RELX PLC	6,191	6,383
783513203 RYANAIR HOLDINGS PLC	2,474	3,891
83088M102 SKYWORKS SOLUTIONS I	17,633	15,366
867914103 SUNTRUST BANKS INC	17,616	17,821
880770102 TERADYNE INC	17,534	18,872
88164L100 TESSERA TECHNOLOGIES	17,933	12,694
959319104 WESTERN REFNG INC	17,728	12,752
G5480U138 LIBERTY LILAC GROUP-	158	248
G5480U153 LIBERTY LILAC GROUP-	202	301

Name of Stock	End of Year Book Value	End of Year Fair Market Value
N00985106 AERCAP HOLDINGS NV	6,256	5,611

TY 2015 Investments Government Obligations Schedule

Name: TW MCMATH EYE RESEARCH EMORY UNIV

EIN: 58-6267654

**US Government Securities - End of
Year Book Value:**

273,903

**US Government Securities - End of
Year Fair Market Value:**

271,090

**State & Local Government
Securities - End of Year Book
Value:**

**State & Local Government
Securities - End of Year Fair
Market Value:**

TY 2015 Investments - Other Schedule

Name: TW MCMATH EYE RESEARCH EMORY UNIV
EIN: 58-6267654

Category / Item	Listed at Cost or FMV	Book Value	End of Year Fair Market Value
GRA994205 GRAHAM ALT INV FD II			
RCI991006 RICI LINKED PAM TOTA			
29299D44 THE ENDOWMENT TEI FUN			
465562106 ITAU UNIBANCO BANCO			
70299RF16 PARTNERS GROUP PRIV	AT COST	150,000	220,446
GTY995004 GAI AGILITY INCOME F	AT COST	132,007	125,280
04315J860 ARTIO GLOBAL HIGH IN			
693390791 PIMCO LOW DURATION I			
922031737 VANGUARD INFLATION			
72201F516 PIMCO EMERGING LOCAL			
880208400 TEMPLETON GLOBAL BON			
ASGI AGILITY INCOME FUND			
52106N889 LAZARD EMERGING MKT			
GRAHAM ALTERNATIVE INVESTMENT			
PARTNERS GROUP PRIVATE EQUITY			
THE ENDOWMENT TEI FUND			
44980Q518 ING INTERNATIONAL RE			
44981V706 ING RE FUNDING			
46625H365 JP MORGAN ALERIAN			
RICI LINKED PAM TOTAL INDEX			
G62185106 MONPELIER RE HOLDING			
G9618E107 WHITE MOUNTAINS INSU			
32054K103 FIRST INDEL RLTY TR			
41902R103 HATTERAS FINANCIAL			
902653104 UDR INC			
008474108 AGNICO EAGLE MINES			
12626K203 CRH PLC ADR			
H27178104 FOSTER WHEELER AG			
H2906T109 GARMIN LTD			
G47791101 INGERSOLL-RAND PLC			

Category / Item	Listed at Cost or FMV	Book Value	End of Year Fair Market Value
760975102 RESEARCH IN MOTION			
H27013103 WEATHERFORD INTERNAT			
83172R108 SMART TECHNOLOGIES			
H8817H100 TRANSOCEAN LTD			
N07059186 ASML HOLDINGS			
055434203 BG GROUP PLC-ADR			
G2554F113 COVIDIEN PLC			
806857108 SCHLUMBERGER LTD			
H89128104 TYCO INTERNATIONAL			
G47791101 INGERSOLL-RAND PLC			
92276F100 VENTAS INC			
007989577 ADVISORS SER TR PIA			
315920702 FID ADV EMER MKTS IN			
74253Q416 PRINCIPAL PREFERRED			
961995008 ASGI MESIROW INSIGHT			
END995PR6 THE ENDOWMENT FUND 5			
879080133 TEJON RANCH CO			
AMX999HB6 ALPHAMETRIX MGD FUT			
GTA994003 ASGI AURORA OPPORTUN			
530307115 LIBERTY BROADBAND-RI			
96199HB05 GAI MESIROW INSIGHT			
GTA999HB0 GAI AURORA OPP FUND			
GTC997004 GAI CORBIN MULTI STR	AT COST	225,000	210,887
SKY990RF9 SKYBRIDGE MULTI-ADVI	AT COST	225,000	207,143

TY 2015 Other Decreases Schedule**Name:** TW MCMATH EYE RESEARCH EMORY UNIV**EIN:** 58-6267654

Description	Amount
MUTUAL FUND TAX EFFECTIVE DATE AFTER TYE	5,757
COST ADJUSTMENT	7,678
ROC BASIS ADJUSTMENT	407
SALES WITH GAIN POSTING CURRENT TYE EFFECTIVE NEXT TYE	703
WASH SALES ADJUSTMENT	516

TY 2015 Other Expenses Schedule

Name: TW MCMATH EYE RESEARCH EMORY UNIV

EIN: 58-6267654

Description	Revenue and Expenses per Books	Net Investment Income	Adjusted Net Income	Disbursements for Charitable Purposes
OTHER NONALLOCABLE EXPENSES -	539	539		0

TY 2015 Other Income Schedule

Name: TW MCMATH EYE RESEARCH EMORY UNIV

EIN: 58-6267654

Description	Revenue And Expenses Per Books	Net Investment Income	Adjusted Net Income
PARTNERS GROUP 80-0524756 NET INCOME		11,389	

TY 2015 Other Increases Schedule**Name:** TW MCMATH EYE RESEARCH EMORY UNIV**EIN:** 58-6267654

Description	Amount
MUTUAL FUND TAX EFFECTIVE DATE BEFORE TYE	11,967
SALES WITH LOSS POSTING CURRENT TYE EFFECTIVE NEXT TYE	11,423
ROUNDING	4

TY 2015 Other Professional Fees Schedule

Name: TW MCMATH EYE RESEARCH EMORY UNIV

EIN: 58-6267654

Category	Amount	Net Investment Income	Adjusted Net Income	Disbursements for Charitable Purposes
INVESTMENT MGMT FEES- SUBJECT T	3,508	3,508		

TY 2015 Taxes Schedule**Name:** TW MCMATH EYE RESEARCH EMORY UNIV**EIN:** 58-6267654

Category	Amount	Net Investment Income	Adjusted Net Income	Disbursements for Charitable Purposes
FOREIGN TAXES	1,012	1,012		0
FEDERAL TAX PAYMENT - PRIOR YE	2,247	0		0
FEDERAL ESTIMATES - PRINCIPAL	15,178	0		0
FOREIGN TAXES ON QUALIFIED FOR	1,459	1,459		0
FOREIGN TAXES ON NONQUALIFIED	464	464		0