



See a Social Security Number? Say Something!
Report Privacy Problems to <https://public.resource.org/privacy>
Or call the IRS Identity Theft Hotline at 1-800-908-4490



Form **990-PF**

Department of the Treasury
Internal Revenue Service

Return of Private Foundation

or Section 4947(a)(1) Trust Treated as Private Foundation

▶ Do not enter social security numbers on this form as it may be made public.
▶ Information about Form 990-PF and its instructions is at www.irs.gov/form990pf.





OMB No 1545-0052

2015

Open to Public Inspection

For calendar year 2015, or tax year beginning 01-01-2015 , and ending 12-31-2015

Name of foundation JOHN C FRICANO FOUNDATION INC		A Employer identification number 54-1749715
Number and street (or P O box number if mail is not delivered to street address) 1601 SOUTH ARLINGTON RIDGE ROAD	Room/suite	B Telephone number (see instructions) (703) 920-5811
City or town, state or province, country, and ZIP or foreign postal code ARLINGTON, VA 222021624		C If exemption application is pending, check here <input type="checkbox"/>
G Check all that apply <input type="checkbox"/> Initial return <input type="checkbox"/> Initial return of a former public charity <input type="checkbox"/> Final return <input type="checkbox"/> Amended return <input type="checkbox"/> Address change <input type="checkbox"/> Name change		D 1. Foreign organizations, check here <input type="checkbox"/> 2. Foreign organizations meeting the 85% test, check here and attach computation <input type="checkbox"/> E If private foundation status was terminated under section 507(b)(1)(A), check here <input type="checkbox"/>
H Check type of organization <input checked="" type="checkbox"/> Section 501(c)(3) exempt private foundation <input type="checkbox"/> Section 4947(a)(1) nonexempt charitable trust <input type="checkbox"/> Other taxable private foundation		F If the foundation is in a 60-month termination under section 507(b)(1)(B), check here <input type="checkbox"/>
I Fair market value of all assets at end of year (from Part II, col (c), line 16) ▶ \$ 1,668,289	J Accounting method <input type="checkbox"/> Cash <input checked="" type="checkbox"/> Accrual <input type="checkbox"/> Other (specify) _____ (Part I, column (d) must be on cash basis)	

Part I Analysis of Revenue and Expenses (The total of amounts in columns (b), (c), and (d) may not necessarily equal the amounts in column (a) (see instructions))		Revenue and expenses per books (a)	Net investment income (b)	Adjusted net income (c)	Disbursements for charitable purposes (d) (cash basis only)
Revenue	1 Contributions, gifts, grants, etc , received (attach schedule)				
	2 Check ▶ <input checked="" type="checkbox"/> if the foundation is not required to attach Sch B				
	3 Interest on savings and temporary cash investments	5	5	5	
	4 Dividends and interest from securities	38,758	38,758	38,758	
	5a Gross rents				
	b Net rental income or (loss) _____				
	6a Net gain or (loss) from sale of assets not on line 10  _____	79,342			
	b Gross sales price for all assets on line 6a _____ 473,807				
	7 Capital gain net income (from Part IV, line 2)		6,946		
	8 Net short-term capital gain				
	9 Income modifications				
	10a Gross sales less returns and allowances _____				
Operating and Administrative Expenses	b Less Cost of goods sold				
	c Gross profit or (loss) (attach schedule)				
	11 Other income (attach schedule)				
	12 Total. Add lines 1 through 11	118,105	45,709	38,763	
	13 Compensation of officers, directors, trustees, etc				
	14 Other employee salaries and wages				
	15 Pension plans, employee benefits				
	16a Legal fees (attach schedule).				
	b Accounting fees (attach schedule). 	3,675		3,675	
	c Other professional fees (attach schedule)				
	17 Interest				
	18 Taxes (attach schedule) (see instructions) 	1,250	1,250	1,250	
	19 Depreciation (attach schedule) and depletion				
	20 Occupancy				
	21 Travel, conferences, and meetings				
	22 Printing and publications				
	23 Other expenses (attach schedule). 	14,959			
	24 Total operating and administrative expenses. Add lines 13 through 23	19,884	1,250	4,925	0
	25 Contributions, gifts, grants paid	115,000			115,000
	26 Total expenses and disbursements. Add lines 24 and 25	134,884	1,250	4,925	115,000
	27 Subtract line 26 from line 12				
	a Excess of revenue over expenses and disbursements	-16,779			
	b Net investment income (if negative, enter -0-)		44,459		
c Adjusted net income (if negative, enter -0-)				33,838	

Part II Balance Sheets		Attached schedules and amounts in the description column should be for end-of-year amounts only (See instructions)			Beginning of year	End of year	
					(a) Book Value	(b) Book Value	(c) Fair Market Value
Assets	1	Cash—non-interest-bearing			5,831	2,270	2,270
	2	Savings and temporary cash investments					
	3	Accounts receivable ▶ _____ Less allowance for doubtful accounts ▶ _____					
	4	Pledges receivable ▶ _____ Less allowance for doubtful accounts ▶ _____					
	5	Grants receivable					
	6	Receivables due from officers, directors, trustees, and other disqualified persons (attach schedule) (see instructions).					
	7	Other notes and loans receivable (attach schedule) ▶ _____ Less allowance for doubtful accounts ▶ _____					
	8	Inventories for sale or use					
	9	Prepaid expenses and deferred charges					
	10a	Investments—U S and state government obligations (attach schedule)					
	b	Investments—corporate stock (attach schedule)			1,640,347	1,631,841	1,666,019
	c	Investments—corporate bonds (attach schedule)					
	11	Investments—land, buildings, and equipment basis ▶ _____ Less accumulated depreciation (attach schedule) ▶ _____					
	12	Investments—mortgage loans					
	13	Investments—other (attach schedule)					
	14	Land, buildings, and equipment basis ▶ _____ Less accumulated depreciation (attach schedule) ▶ _____					
	15	Other assets (describe ▶ _____)					
	16	Total assets (to be completed by all filers—see the instructions Also, see page 1, item I)			1,646,178	1,634,111	1,668,289
Liabilities	17	Accounts payable and accrued expenses			8,137	12,849	
	18	Grants payable					
	19	Deferred revenue					
	20	Loans from officers, directors, trustees, and other disqualified persons					
	21	Mortgages and other notes payable (attach schedule)					
	22	Other liabilities (describe ▶ _____)					
	23	Total liabilities (add lines 17 through 22)			8,137	12,849	
Net Assets or Fund Balances		Foundations that follow SFAS 117, check here ▶ <input checked="" type="checkbox"/> and complete lines 24 through 26 and lines 30 and 31.					
	24	Unrestricted			1,638,041	1,621,262	
	25	Temporarily restricted					
	26	Permanently restricted					
		Foundations that do not follow SFAS 117, check here ▶ <input type="checkbox"/> and complete lines 27 through 31.					
	27	Capital stock, trust principal, or current funds					
	28	Paid-in or capital surplus, or land, bldg , and equipment fund					
	29	Retained earnings, accumulated income, endowment, or other funds					
	30	Total net assets or fund balances (see instructions)			1,638,041	1,621,262	
	31	Total liabilities and net assets/fund balances (see instructions) . .			1,646,178	1,634,111	

Part III **Analysis of Changes in Net Assets or Fund Balances**

1	Total net assets or fund balances at beginning of year—Part II, column (a), line 30 (must agree with end-of-year figure reported on prior year's return)	1	1,638,041
2	Enter amount from Part I, line 27a	2	-16,779
3	Other increases not included in line 2 (itemize) ▶ _____	3	
4	Add lines 1, 2, and 3	4	1,621,262
5	Decreases not included in line 2 (itemize) ▶ _____	5	
6	Total net assets or fund balances at end of year (line 4 minus line 5)—Part II, column (b), line 30 .	6	1,621,262

Part IV Capital Gains and Losses for Tax on Investment Income

List and describe the kind(s) of property sold (e g , real estate, (a) 2-story brick warehouse, or common stock, 200 shs MLC Co)	How acquired P—Purchase (b) D—Donation	Date acquired (c) (mo , day, yr)	Date sold (d) (mo , day, yr)
1a			
b			
c			
d			
e			

(e) Gross sales price	Depreciation allowed (f) (or allowable)	Cost or other basis (g) plus expense of sale	Gain or (loss) (h) (e) plus (f) minus (g)
a			
b			
c			
d			
e			

Complete only for assets showing gain in column (h) and owned by the foundation on 12/31/69			Gains (Col (h) gain minus col (k), but not less than -0-) or Losses (from col (h)) (l)
(i) F M V as of 12/31/69	Adjusted basis (j) as of 12/31/69	Excess of col (i) (k) over col (j), if any	
a			
b			
c			
d			
e			

2	Capital gain net income or (net capital loss)	<div>If gain, also enter in Part I, line 7 If (loss), enter -0- in Part I, line 7</div>	2	6,946
3	Net short-term capital gain or (loss) as defined in sections 1222(5) and (6) If gain, also enter in Part I, line 8, column (c) (see instructions) If (loss), enter -0- in Part I, line 8		3	

Part V Qualification Under Section 4940(e) for Reduced Tax on Net Investment Income

(For optional use by domestic private foundations subject to the section 4940(a) tax on net investment income)
If section 4940(d)(2) applies, leave this part blank

Was the foundation liable for the section 4942 tax on the distributable amount of any year in the base period? ☐ Yes ☒ No
If "Yes," the foundation does not qualify under section 4940(e) Do not complete this part

1 Enter the appropriate amount in each column for each year, see instructions before making any entries

(a) Base period years Calendar year (or tax year beginning in)	(b) Adjusted qualifying distributions	(c) Net value of noncharitable-use assets	(d) Distribution ratio (col (b) divided by col (c))
2014	110,040	1,730,713	0 063581
2013	89,730	1,654,297	0 054241
2012	82,290	1,571,561	0 052362
2011	86,541	1,618,441	0 053472
2010	74,800	1,580,538	0 047326

2	Total of line 1, column (d).	2	0 270982
3	Average distribution ratio for the 5-year base period—divide the total on line 2 by 5, or by the number of years the foundation has been in existence if less than 5 years	3	0 054196
4	Enter the net value of noncharitable-use assets for 2015 from Part X, line 5.	4	1,706,395
5	Multiply line 4 by line 3.	5	92,480
6	Enter 1% of net investment income (1% of Part I, line 27b).	6	445
7	Add lines 5 and 6.	7	92,925
8	Enter qualifying distributions from Part XII, line 4.	8	115,000

If line 8 is equal to or greater than line 7, check the box in Part VI, line 1b, and complete that part using a 1% tax rate See
the Part VI instructions

Part VI Excise Tax Based on Investment Income (Section 4940(a), 4940(b), 4940(e), or 4948—see page 18 of the instructions)

1a	Exempt operating foundations described in section 4940(d)(2), check here <input type="checkbox"/> and enter "N/A" on line 1 Date of ruling or determination letter _____ (attach copy of letter if necessary—see instructions)	1	445
b	Domestic foundations that meet the section 4940(e) requirements in Part V, check here <input checked="" type="checkbox"/> and enter 1% of Part I, line 27b		
c	All other domestic foundations enter 2% of line 27b. Exempt foreign organizations enter 4% of Part I, line 12, col (b)		
2	Tax under section 511 (domestic section 4947(a)(1) trusts and taxable foundations only. Others enter -0-)	2	
3	Add lines 1 and 2.	3	445
4	Subtitle A (income) tax (domestic section 4947(a)(1) trusts and taxable foundations only. Others enter -0-)	4	
5	Tax based on investment income. Subtract line 4 from line 3. If zero or less, enter -0-	5	445
6	Credits/Payments		
a	2015 estimated tax payments and 2014 overpayment credited to 2015	6a	
b	Exempt foreign organizations—tax withheld at source	6b	
c	Tax paid with application for extension of time to file (Form 8868).	6c	
d	Backup withholding erroneously withheld	6d	
7	Total credits and payments. Add lines 6a through 6d.	7	
8	Enter any penalty for underpayment of estimated tax. Check here <input type="checkbox"/> if Form 2220 is attached	8	
9	Tax due. If the total of lines 5 and 8 is more than line 7, enter amount owed ▶	9	445
10	Overpayment. If line 7 is more than the total of lines 5 and 8, enter the amount overpaid . . . ▶	10	
11	Enter the amount of line 10 to be Credited to 2015 estimated tax ▶ Refunded ▶	11	

Part VII-A Statements Regarding Activities

1a	During the tax year, did the foundation attempt to influence any national, state, or local legislation or did it participate or intervene in any political campaign?		Yes	No
1a				No
b	Did it spend more than \$100 during the year (either directly or indirectly) for political purposes (see Instructions for definition)? <i>If the answer is "Yes" to 1a or 1b, attach a detailed description of the activities and copies of any materials published or distributed by the foundation in connection with the activities</i>	1b		No
c	Did the foundation file Form 1120-POL for this year?	1c		No
d	Enter the amount (if any) of tax on political expenditures (section 4955) imposed during the year (1) On the foundation ▶ \$ _____ (2) On foundation managers ▶ \$ _____			
e	Enter the reimbursement (if any) paid by the foundation during the year for political expenditure tax imposed on foundation managers ▶ \$ _____			
2	Has the foundation engaged in any activities that have not previously been reported to the IRS? <i>If "Yes," attach a detailed description of the activities</i>	2		No
3	Has the foundation made any changes, not previously reported to the IRS, in its governing instrument, articles of incorporation, or bylaws, or other similar instruments? <i>If "Yes," attach a conformed copy of the changes</i>	3		No
4a	Did the foundation have unrelated business gross income of \$1,000 or more during the year?	4a		No
b	If "Yes," has it filed a tax return on Form 990-T for this year?	4b		
5	Was there a liquidation, termination, dissolution, or substantial contraction during the year? <i>If "Yes," attach the statement required by General Instruction T</i>	5		No
6	Are the requirements of section 508(e) (relating to sections 4941 through 4945) satisfied either • By language in the governing instrument, or • By state legislation that effectively amends the governing instrument so that no mandatory directions that conflict with the state law remain in the governing instrument?	6	Yes	
7	Did the foundation have at least \$5,000 in assets at any time during the year? <i>If "Yes," complete Part II, col (c), and Part XV</i>	7	Yes	
8a	Enter the states to which the foundation reports or with which it is registered (see instructions) ▶ _____			
b	If the answer is "Yes" to line 7, has the foundation furnished a copy of Form 990-PF to the Attorney General (or designate) of each state as required by General Instruction G? <i>If "No," attach explanation</i>	8b		No
9	Is the foundation claiming status as a private operating foundation within the meaning of section 4942(j)(3) or 4942(j)(5) for calendar year 2015 or the taxable year beginning in 2015 (see instructions for Part XIV)? <i>If "Yes," complete Part XIV</i>	9	Yes	
10	Did any persons become substantial contributors during the tax year? <i>If "Yes," attach a schedule listing their names and addresses</i>	10		No

Part VII-A Statements Regarding Activities (continued)

11	At any time during the year, did the foundation, directly or indirectly, own a controlled entity within the meaning of section 512(b)(13)? If "Yes," attach schedule (see instructions).	11		No
12	Did the foundation make a distribution to a donor advised fund over which the foundation or a disqualified person had advisory privileges? If "Yes," attach statement (see instructions)	12		No
13	Did the foundation comply with the public inspection requirements for its annual returns and exemption application? Website address ▶ N/A	13	Yes	
14	The books are in care of ▶ NANCY DIXON Telephone no ▶ (757) 826-5778 Located at ▶ 302 WINCHESTER DRIVE HAMPTON VA ZIP+4 ▶ 23666			
15	Section 4947(a)(1) nonexempt charitable trusts filing Form 990-PF in lieu of Form 1041 —Check here ▶ <input type="checkbox"/> and enter the amount of tax-exempt interest received or accrued during the year ▶ 15			
16	At any time during calendar year 2015, did the foundation have an interest in or a signature or other authority over a bank, securities, or other financial account in a foreign country? See instructions for exceptions and filing requirements for FinCEN Form 114, Report of Foreign Bank and Financial Accounts (FBAR) If "Yes", enter the name of the foreign country ▶	16	Yes	No

Part VII-B Statements Regarding Activities for Which Form 4720 May Be Required

File Form 4720 if any item is checked in the "Yes" column, unless an exception applies.			Yes	No
1a	During the year did the foundation (either directly or indirectly)			
	(1) Engage in the sale or exchange, or leasing of property with a disqualified person? <input type="checkbox"/> Yes <input checked="" type="checkbox"/> No			
	(2) Borrow money from, lend money to, or otherwise extend credit to (or accept it from) a disqualified person? <input type="checkbox"/> Yes <input checked="" type="checkbox"/> No			
	(3) Furnish goods, services, or facilities to (or accept them from) a disqualified person? <input type="checkbox"/> Yes <input checked="" type="checkbox"/> No			
	(4) Pay compensation to, or pay or reimburse the expenses of, a disqualified person? <input type="checkbox"/> Yes <input checked="" type="checkbox"/> No			
	(5) Transfer any income or assets to a disqualified person (or make any of either available for the benefit or use of a disqualified person)? <input type="checkbox"/> Yes <input checked="" type="checkbox"/> No			
	(6) Agree to pay money or property to a government official? (Exception. Check "No" if the foundation agreed to make a grant to or to employ the official for a period after termination of government service, if terminating within 90 days). <input type="checkbox"/> Yes <input checked="" type="checkbox"/> No			
b	If any answer is "Yes" to 1a(1)–(6), did any of the acts fail to qualify under the exceptions described in Regulations section 53.4941(d)-3 or in a current notice regarding disaster assistance (see instructions)? <input type="checkbox"/> Organizations relying on a current notice regarding disaster assistance check here. ▶ <input type="checkbox"/>	1b		
c	Did the foundation engage in a prior year in any of the acts described in 1a, other than excepted acts, that were not corrected before the first day of the tax year beginning in 2015? <input type="checkbox"/>	1c		
2	Taxes on failure to distribute income (section 4942) (does not apply for years the foundation was a private operating foundation defined in section 4942(j)(3) or 4942(j)(5))			
a	At the end of tax year 2015, did the foundation have any undistributed income (lines 6d and 6e, Part XIII) for tax year(s) beginning before 2015? <input type="checkbox"/> Yes <input checked="" type="checkbox"/> No If "Yes," list the years ▶ 20____, 20____, 20____, 20____			
b	Are there any years listed in 2a for which the foundation is not applying the provisions of section 4942(a)(2) (relating to incorrect valuation of assets) to the year's undistributed income? (If applying section 4942(a)(2) to all years listed, answer "No" and attach statement—see instructions). <input type="checkbox"/>	2b		
c	If the provisions of section 4942(a)(2) are being applied to any of the years listed in 2a, list the years here ▶ 20____, 20____, 20____, 20____			
3a	Did the foundation hold more than a 2% direct or indirect interest in any business enterprise at any time during the year? <input type="checkbox"/> Yes <input checked="" type="checkbox"/> No			
b	If "Yes," did it have excess business holdings in 2015 as a result of (1) any purchase by the foundation or disqualified persons after May 26, 1969, (2) the lapse of the 5-year period (or longer period approved by the Commissioner under section 4943(c)(7)) to dispose of holdings acquired by gift or bequest, or (3) the lapse of the 10-, 15-, or 20-year first phase holding period? (Use Schedule C, Form 4720, to determine if the foundation had excess business holdings in 2015). <input type="checkbox"/>	3b		
4a	Did the foundation invest during the year any amount in a manner that would jeopardize its charitable purposes?	4a		No
b	Did the foundation make any investment in a prior year (but after December 31, 1969) that could jeopardize its charitable purpose that had not been removed from jeopardy before the first day of the tax year beginning in 2015?	4b		No

Part VII-B Statements Regarding Activities for Which Form 4720 May Be Required (Continued)

5a During the year did the foundation pay or incur any amount to

(1) Carry on propaganda, or otherwise attempt to influence legislation (section 4945(e))? ☐ Yes ☒ No

(2) Influence the outcome of any specific public election (see section 4955), or to carry on, directly or indirectly, any voter registration drive? ☐ Yes ☒ No

(3) Provide a grant to an individual for travel, study, or other similar purposes? ☐ Yes ☒ No

(4) Provide a grant to an organization other than a charitable, etc., organization described in section 4945(d)(4)(A)? (see instructions). ☐ Yes ☒ No

(5) Provide for any purpose other than religious, charitable, scientific, literary, or educational purposes, or for the prevention of cruelty to children or animals? ☐ Yes ☒ No

b If any answer is "Yes" to 5a(1)–(5), did **any** of the transactions fail to qualify under the exceptions described in Regulations section 53.4945 or in a current notice regarding disaster assistance (see instructions)? ☐ Yes ☒ No **5b**

Organizations relying on a current notice regarding disaster assistance check here. ☐

c If the answer is "Yes" to question 5a(4), does the foundation claim exemption from the tax because it maintained expenditure responsibility for the grant? ☐ Yes ☒ No

If "Yes," attach the statement required by Regulations section 53.4945–5(d)

6a Did the foundation, during the year, receive any funds, directly or indirectly, to pay premiums on a personal benefit contract? ☐ Yes ☒ No

b Did the foundation, during the year, pay premiums, directly or indirectly, on a personal benefit contract? ☐ Yes ☒ No **6b** **No**

If "Yes" to 6b, file Form 8870

7a At any time during the tax year, was the foundation a party to a prohibited tax shelter transaction? ☐ Yes ☒ No

b If yes, did the foundation receive any proceeds or have any net income attributable to the transaction? ☐ Yes ☒ No **7b**

Part VIII Information About Officers, Directors, Trustees, Foundation Managers, Highly Paid Employees, and Contractors

1 List all officers, directors, trustees, foundation managers and their compensation (see instructions).

(a) Name and address	Title, and average hours per week (b) devoted to position	(c) Compensation (If not paid, enter -0-)	(d) Contributions to employee benefit plans and deferred compensation	Expense account, (e) other allowances
MARY E FRICANO 1601 S ARLINGTON RIDGE ROAD ARLINGTON, VA 22202	PRESIDENT 1 00	0	0	0
S J DIMEGLIO 9836 PLACE GREEN WAY VIENNA, VA 22181	VICE PRES 1 00	0	0	0
MARY LOUISE RHODES 9713 ASPEN HOLLOW WAY FAIRFAX, VA 22032	SECRETARY 1 00	0	0	0
JEFFREY DIMEGLIO 2904 BRIGHTON COURT VIENNA, VA 22181	TREASURER 1 00	0	0	0

2 Compensation of five highest-paid employees (other than those included on line 1—see instructions). If none, enter "NONE."

(a) Name and address of each employee paid more than \$50,000	Title, and average hours per week (b) devoted to position	(c) Compensation	Contributions to employee benefit plans and deferred compensation (d)	Expense account, (e) other allowances
NONE				

Total number of other employees paid over \$50,000. ☐

Part VIII

Information About Officers, Directors, Trustees, Foundation Managers, Highly Paid Employees, and Contractors *(continued)*

3 Five highest-paid independent contractors for professional services (see instructions). If none, enter "NONE".

(a) Name and address of each person paid more than \$50,000	(b) Type of service	(c) Compensation
NONE		

Total number of others receiving over \$50,000 for professional services.▶

Part IX-A

Summary of Direct Charitable Activities

List the foundation's four largest direct charitable activities during the tax year. Include relevant statistical information such as the number of organizations and other beneficiaries served, conferences convened, research papers produced, etc.	Expenses
1 FOUNDATION MAKES GRANTS TO OTHER ORGANIZATIONS	115,000
2	
3	
4	

Part IX-B

Summary of Program-Related Investments (see instructions)

Describe the two largest program-related investments made by the foundation during the tax year on lines 1 and 2	Amount
1 N/A	
2	
All other program-related investments. See instructions.	
3	

Total. Add lines 1 through 3▶

Part X Minimum Investment Return

(All domestic foundations must complete this part. Foreign foundations, see instructions.)

1	Fair market value of assets not used (or held for use) directly in carrying out charitable, etc , purposes		
a	Average monthly fair market value of securities.	1a	1,726,652
b	Average of monthly cash balances.	1b	5,729
c	Fair market value of all other assets (see instructions).	1c	0
d	Total (add lines 1a, b, and c).	1d	1,732,381
e	Reduction claimed for blockage or other factors reported on lines 1a and 1c (attach detailed explanation).	1e	
2	Acquisition indebtedness applicable to line 1 assets.	2	
3	Subtract line 2 from line 1d.	3	1,732,381
4	Cash deemed held for charitable activities Enter 1 1/2% of line 3 (for greater amount, see instructions).	4	25,986
5	Net value of noncharitable-use assets. Subtract line 4 from line 3 Enter here and on Part V, line 4	5	1,706,395
6	Minimum investment return. Enter 5% of line 5.	6	85,320

Part XI Distributable Amount(see instructions) (Section 4942(j)(3) and (j)(5) private operating foundations and certain foreign organizations check here ☒ and do not complete this part.)

1	Minimum investment return from Part X, line 6.	1	
2a	Tax on investment income for 2015 from Part VI, line 5.	2a	
b	Income tax for 2015 (This does not include the tax from Part VI).	2b	
c	Add lines 2a and 2b.	2c	
3	Distributable amount before adjustments Subtract line 2c from line 1.	3	
4	Recoveries of amounts treated as qualifying distributions.	4	
5	Add lines 3 and 4.	5	
6	Deduction from distributable amount (see instructions).	6	
7	Distributable amount as adjusted Subtract line 6 from line 5 Enter here and on Part XIII, line 1.	7	

Part XII Qualifying Distributions (see instructions)

1	Amounts paid (including administrative expenses) to accomplish charitable, etc , purposes		
a	Expenses, contributions, gifts, etc —total from Part I, column (d), line 26.	1a	115,000
b	Program-related investments—total from Part IX-B.	1b	
2	Amounts paid to acquire assets used (or held for use) directly in carrying out charitable, etc , purposes.	2	
3	Amounts set aside for specific charitable projects that satisfy the		
a	Suitability test (prior IRS approval required).	3a	
b	Cash distribution test (attach the required schedule).	3b	
4	Qualifying distributions. Add lines 1a through 3b Enter here and on Part V, line 8, and Part XIII, line 4	4	115,000
5	Foundations that qualify under section 4940(e) for the reduced rate of tax on net investment income Enter 1% of Part I, line 27b (see instructions).	5	445
6	Adjusted qualifying distributions. Subtract line 5 from line 4.	6	114,555

Note: The amount on line 6 will be used in Part V, column (b), in subsequent years when calculating whether the foundation qualifies for the section 4940(e) reduction of tax in those years

Part XIII **Undistributed Income** (see instructions)

	(a) Corpus	(b) Years prior to 2014	(c) 2014	(d) 2015
1 Distributable amount for 2015 from Part XI, line 7				
2 Undistributed income, if any, as of the end of 2015				
a Enter amount for 2014 only.				
b Total for prior years 20____, 20____, 20____				
3 Excess distributions carryover, if any, to 2015				
a From 2010.				
b From 2011.				
c From 2012.				
d From 2013.				
e From 2014.				
f Total of lines 3a through e.				
4 Qualifying distributions for 2015 from Part XII, line 4 ► \$ <u>115,000</u>				
a Applied to 2014, but not more than line 2a				
b Applied to undistributed income of prior years (Election required—see instructions).				
c Treated as distributions out of corpus (Election required—see instructions).				
d Applied to 2015 distributable amount.				
e Remaining amount distributed out of corpus	115,000			
5 Excess distributions carryover applied to 2015 (If an amount appears in column (d), the same amount must be shown in column (a))				
6 Enter the net total of each column as indicated below:				
a Corpus Add lines 3f, 4c, and 4e Subtract line 5	115,000			
b Prior years' undistributed income Subtract line 4b from line 2b				
c Enter the amount of prior years' undistributed income for which a notice of deficiency has been issued, or on which the section 4942(a) tax has been previously assessed.				
d Subtract line 6c from line 6b Taxable amount—see instructions				
e Undistributed income for 2014 Subtract line 4a from line 2a Taxable amount—see instructions				
f Undistributed income for 2016 Subtract lines 4d and 5 from line 1 This amount must be distributed in 2015				
7 Amounts treated as distributions out of corpus to satisfy requirements imposed by section 170(b)(1)(F) or 4942(g)(3) (Election may be required - see instructions).				
8 Excess distributions carryover from 2010 not applied on line 5 or line 7 (see instructions). . .				
9 Excess distributions carryover to 2016. Subtract lines 7 and 8 from line 6a				
10 Analysis of line 9				
a Excess from 2011. . . .				
b Excess from 2012. . . .				
c Excess from 2013. . . .				
d Excess from 2014. . . .				
e Excess from 2015. . . .				

Part XIV

--

b Check box to indicate whether the organiza

Tax year	Prior 3 years			(e) Total
(a) 2015	(b) 2014	(c) 2013	(d) 2012	
33,838	40,475	34,175	40,118	148,606

28,762	34,404	29,049	34,100	126,315
--------	--------	--------	--------	---------

115,000	110,567	89,730	82,290	397,587
---------	---------	--------	--------	---------

--	--	--	--	--

115,000	110,567	89,730	82,290	397,587
---------	---------	--------	--------	---------

--	--	--	--	--

--	--	--	--	--

	1,741,475	1,756,389	1,611,927	5,109,791
--	-----------	-----------	-----------	-----------

	1,741,475	1,756,389	1,611,927	5,109,791
--	-----------	-----------	-----------	-----------

56,880	57,691	55,143	52,385	222,099
--------	--------	--------	--------	---------

--	--	--	--	--

--	--	--	--	--

--	--	--	--	--

--	--	--	--	--

--	--	--	--	--

Part XV **Supplementary Information** (Complete this part only if the organization had \$5,000 or more in assets at any time during the year—see instructions.)

1 Information Regarding Foundation Managers:

a List any managers of the foundation who have contributed more than 2% of the total contributions received by the foundation before the close of any tax year (but only if they have contributed more than \$5,000) (See section 507(d)(2))

b List any managers of the foundation who own 10% or more of the stock of a corporation (or an equally large portion of the ownership of a partnership or other entity) of which the foundation has a 10% or greater interest

2 Information Regarding Contribution, Grant, Gift, Loan, Scholarship, etc., Programs:

Check here ☐ if the foundation only makes contributions to preselected charitable organizations and does not accept unsolicited requests for funds. If the foundation makes gifts, grants, etc. (see instructions) to individuals or organizations under other conditions, complete items 2a, b, c, and d.

a The name, address, and telephone number or e-mail address of the person to whom applications should be addressed

NANCY DIXON
302 WINCHESTER DRIVE
HAMPTON, VA 23666
(757) 826-5778

b The form in which applications should be submitted and information and materials they should include
APPLICATION FORM, SUMMARY OF PROPOSAL, DETAIL BUDGET, FINANCIAL STATEMENTS

c Any submission deadlines
MARCH 1ST OF EACH YEAR

d Any restrictions or limitations on awards, such as by geographical areas, charitable fields, kinds of institutions, or other factors

VIRGINIA ONLY - ROMAN CATHOLIC ORGANIZATIONS

Part XV **Supplementary Information**(continued)

3 Grants and Contributions Paid During the Year or Approved for Future Payment

Recipient		If recipient is an individual, show any relationship to any foundation manager or substantial contributor	Foundation status of recipient	Purpose of grant or contribution	Amount
Name and address (home or business)					
a <i>Paid during the year</i> See Additional Data Table					
Total		▶ 3a			115,000
b <i>Approved for future payment</i>					
Total		▶ 3b			

Enter gross amounts unless otherwise indicated

Part XVI-B Relationship of Activities to the Accomplishment of Exempt Purposes

Form **990-PF** (2015)

Part XVII

a Transfers from the reporting foundation to a noncharitable exempt organization of

	Yes	No
1a(1)		No

1a(2)	No
-------	----

(1) Sales of assets to a noncharitable exempt organization.

1b(1)		No
--------------	--	-----------

1b(3)	No
--------------	-----------

1b(4)	No
-------	----

1b(5)	No
-------	----

1b(6)	No
-------	----

1c		No
----	--	----

market value

(a) Line No	(b) Amount involved	(c) Name of noncharitable exempt organization	(d) Description of transfers, transactions, and sharing arrangements
-------------	---------------------	---	--

2a Is the foundation directly or indirectly affiliated with, or related to, one or more tax-exempt organizations?

(a) Name of organization	(b) Type of organization	(c) Description of relationship

Under penalties of perjury, I declare that I have examined this return, including accompanying schedules and statements, and to the best of my knowledge and belief, it is true, correct, and complete. Declaration of preparer (other than taxpayer) is based on all information of which preparer has any knowledge.

* * * * *

Title

May the IRS discuss this return with the preparer shown below

(see instr)? ☒ Yes ☐ No

Print/Type preparer's name BRAD L MENDELSON CPA	Preparer's Signature	Date 2016-10-26	Check if self-employed <input checked="" type="checkbox"/>	PTIN P00721173
Firm's name <input checked="" type="checkbox"/> MENDELSON & MENDELSON CPA'S A PC			Firm's EIN <input checked="" type="checkbox"/> 52-0954153	
Firm's address <input checked="" type="checkbox"/> 12505 PARK POTOMAC AVE STE 250 POTOMAC, MD 208546805			Phone no (301) 656-0001	

Form 990PF Part XV Line 3 - Grants and Contributions Paid During the Year or Approved for Future Payment

Recipient	If recipient is an individual, show any relationship to any foundation manager or substantial contributor	Foundation status of recipient	Purpose of grant or contribution	Amount
Name and address (home or business)				
a <i>Paid during the year</i>				
BASILICA OF ST MARY FOOD PANTRY 1000 HOLT STREET NORFOLK,VA 23504			TO SERVE PEOPLE IN CRISIS	20,000
BASILICA OF ST MARY SOUP KITCHEN 1000 HOLT STREET NORFOLK,VA 23504			TO SERVE PEOPLE IN CRISIS	20,000
MARYS SHELTER 309 HAWKE STREET FREDERICKSBURG,VA 22401			TO SERVE PEOPLE IN CRISIS	26,000
PASS IT ON OUTREACH MINISTRY ST ANN CATHOLIC CHURCH 17111 JEFFERSON DAVIS HIGHWAY COLONIAL HEIGHTS,VA 238345334			TO SERVE PEOPLE IN CRISIS	5,000
IMMACULATE CONCEPTION 2150 CUNNINGHAM DRIVE HAMPTON,VA 23666			TO SERVE PEOPLE IN CRISIS	5,000
ST MARY'S HEALTH WAGON 5626 PATRIOT DRIVE WISE,VA 24293			TO SERVE PEOPLE IN CRISIS	25,000
ST MARY'S BACKPACK MINSTRY 304 TAZEWLL AVE TAZEWELL,VA 24651			TO SERVE PEOPLE IN CRISIS	4,000
SAINT FRANCIS HOME 65 W CLOPTON STREET RICHMOND,VA 23225			TO SERVE PEOPLE IN CRISIS	10,000
Total			3a	115,000

TY 2015 Accounting Fees Schedule

Name: JOHN C FRICANO FOUNDATION INC

EIN: 54-1749715

Category	Amount	Net Investment Income	Adjusted Net Income	Disbursements for Charitable Purposes
ACCOUNTING FEES	3,675		3,675	

TY 2015 Explanation of Non-Filing with Attorney General Statement

Name: JOHN C FRICANO FOUNDATION INC

EIN: 54-1749715

Statement: NOT REQUIRED

Note: To capture the full content of this document, please select landscape mode (11" x 8.5") when printing.

TY 2015 Gain/Loss from Sale of Other Assets Schedule

Name: JOHN C FRICANO FOUNDATION INC

EIN: 54-1749715

Name	Date Acquired	How Acquired	Date Sold	Purchaser Name	Gross Sales Price	Basis	Basis Method	Sales Expenses	Total (net)	Accumulated Depreciation
SEE ATTACHED - CAPITAL GAIN REPORT		PURCHASE			137,577	136,001			1,576	
SEE ATTACHED - CAPITAL GAIN REPORT		PURCHASE			329,256	258,464			70,792	
CASH IN LIEU	2015-05	PURCHASE	2015-05		28				28	

TY 2015 Investments Corporate Stock Schedule**Name:** JOHN C FRICANO FOUNDATION INC**EIN:** 54-1749715

Name of Stock	End of Year Book Value	End of Year Fair Market Value
CORPORATE STOCKS	1,017,290	1,069,774
MUTUAL FUNDS	614,551	596,245
REAL ASSET SECURITIES		

TY 2015 Other Expenses Schedule**Name:** JOHN C FRICANO FOUNDATION INC**EIN:** 54-1749715

Description	Revenue and Expenses per Books	Net Investment Income	Adjusted Net Income	Disbursements for Charitable Purposes
EXPENSES				
INVESTMENT ADVISORY FEES	12,701			
OFFICE EXPENSES	2,258			

TY 2015 Taxes Schedule**Name:** JOHN C FRICANO FOUNDATION INC**EIN:** 54-1749715

Category	Amount	Net Investment Income	Adjusted Net Income	Disbursements for Charitable Purposes
FOREIGN TAXES	662	662	662	
TAXES	563	563	563	
VA CORP FEE	25	25	25	

Capital Gains Report

THE JOHN C FRICANO FOUNDATION, INC (Account 888-21077)

January 1, 2015 - December 31, 2015

Open Date	Close Date	Quantity Description	Sale Price	Unit Cost	Total Proceeds	Total Cost	Gain or Loss
SHORT-TERM							
02/20/2014	01/07/2015	20 VERIZON COMMUNICATIONS INC	46 36	47 57	927 25	951 44	(24 19)
05/05/2014	01/09/2015	30 AMERICAN EXPRESS CO	90 69	87 05	2,720 56	2,611 61	108 95
06/20/2014	01/09/2015	20 AMERICAN EXPRESS CO	90 69	95 66	1,813 70	1,913 13	(99 43)
10/20/2014	01/09/2015	10 AMERICAN EXPRESS CO	90 69	84 02	906 85	840 18	66 67
07/29/2014	01/16/2015	45 ***NXP SEMICONDUCTORS NV	77 28	61 91	3,477 43	2,785 97	691 46
12/09/2014	01/27/2015	25 MEDTRONIC INC	75 02	74 50	1,875 50	1,862 43	13 07
01/12/2015	01/27/2015	31 MEDTRONIC INC	75 02	74 68	2,325 62	2,315 01	10 61
02/20/2014	01/28/2015	50 DOW CHEMICAL CO/THE	43 18	47 01	2,159 17	2,350 50	(191 33)
04/10/2014	01/28/2015	35 DOW CHEMICAL CO/THE	43 18	48 63	1,511 42	1,702 13	(190 71)
05/05/2014	01/28/2015	35 DOW CHEMICAL CO/THE	43 18	49 04	1,511 42	1,716 52	(205 10)
03/28/2014	01/28/2015	30 MICROSOFT CORP	41 84	40 39	1,255 17	1,211 56	43 61
04/10/2014	01/28/2015	1 MICROSOFT CORP	41 84	40 43	41 84	40 43	1 41
08/19/2014	02/05/2015	5 ALLERGAN INC	225 09	158 93	1,125 46	794 66	330 80
10/03/2014	02/05/2015	5 ALLERGAN INC	225 09	182 90	1,125 45	914 50	210 95
01/20/2015	02/10/2015	12 UNITED PARCEL SERVICE-CL B	100 54	111 28	1,206 51	1,335 32	(128 81)
02/28/2014	02/13/2015	20 ASSURANT INC	62 08	65 57	1,241 61	1,311 35	(69 74)
02/18/2014	02/17/2015	40 DTE ENERGY COMPANY	82 06	71 98	3,282 32	2,879 20	403 12
05/08/2014	02/17/2015	10 DTE ENERGY COMPANY	82 06	78 05	820 58	780 46	40 12
07/15/2014	02/17/2015	15 JPMORGAN CHASE & CO	59 76	58 40	896 43	876 01	20 42
06/19/2014	03/10/2015	5 EOG RESOURCES INC	86 48	114 76	432 40	573 81	(141 41)
07/15/2014	03/10/2015	20 EOG RESOURCES INC	86 48	113 57	1,729 58	2,271 35	(541 77)
01/16/2015	03/18/2015	32 LINEAR TECHNOLOGY CORP	46 85	45 22	1,499 34	1,447 13	52 21
05/07/2014	03/18/2015	11 NETSUITE INC	96 15	73 41	1,057 60	807 49	250 11
05/07/2014	03/19/2015	14 NETSUITE INC	95 55	73 41	1,337 63	1,027 71	309 92
04/17/2014	03/20/2015	170 SLM CORP	9 27	9 31	1,575 27	1,583 43	(8 16)
05/23/2014	03/20/2015	205 SLM CORP	9 27	8 83	1,899 59	1,810 25	89 34
12/24/2014	03/20/2015	25 VF CORP	74 88	74 65	1,872 01	1,866 35	5 66
05/12/2014	03/25/2015	49 BOOZ ALLEN HAMILTON HOLDING	28 71	24 40	1,406 61	1,195 61	211 00
12/24/2014	03/25/2015	19 VF CORP	74 77	74 65	1,420 66	1,418 42	2 24
01/16/2015	03/26/2015	19 LINEAR TECHNOLOGY CORP	44 86	45 22	852 36	859 23	(6 87)
10/07/2014	03/26/2015	15 VERIZON COMMUNICATIONS INC	48 44	49 86	726 60	747 89	(21 29)
06/24/2014	03/31/2015	15 PHILIP MORRIS INTERNATIONAL	75 93	89 66	1,138 99	1,344 96	(205 97)

Capital Gains Report

THE JOHN C FRICANO FOUNDATION, INC (Account 888-21077)

January 1, 2015 - December 31, 2015

Open Date	Close Date	Quantity Description	Sale Price	Unit Cost	Total Proceeds	Total Cost	Gain or Loss
10/20/2014	03/31/2015	10 PHILIP MORRIS INTERNATIONAL	75 93	86 94	759 32	869 38	(110 06)
12/24/2014	03/31/2015	14 VF CORP	75 41	74 65	1,055 73	1,045 16	10 57
01/16/2015	04/01/2015	28 LINEAR TECHNOLOGY CORP	46 07	45 22	1,290 02	1,266 23	23 79
02/02/2015	04/01/2015	29 LINEAR TECHNOLOGY CORP	46 07	44 77	1,336 09	1,298 43	37 66
05/12/2014	04/10/2015	36 BOOZ ALLEN HAMILTON HOLDING	28 50	24 46	1,026 02	880 51	145 51
10/08/2014	04/13/2015	10 CHUBB CORP	100 91	92 71	1,009 10	927 10	82 00
06/24/2014	04/14/2015	15 ***PARTNERRE LTD	129 57	107 82	1,943 51	1,617 26	326 25
10/20/2014	04/14/2015	10 ***PARTNERRE LTD	129 57	110 54	1,295 68	1,105 38	190 30
10/08/2014	04/27/2015	15 FIDELITY NATIONAL INFORMATION	64 02	55 36	960 30	830 47	129 83
10/20/2014	04/27/2015	50 FIDELITY NATIONAL INFORMATION	64 02	53 57	3,200 99	2,678 38	522 61
01/28/2015	05/04/2015	53 ***MOBILEYE NV	45 43	39 46	2,407 98	2,091 49	316 49
02/11/2015	05/04/2015	2 ***MOBILEYE NV	45 43	36 36	90 87	72 72	18 15
10/20/2014	05/04/2015	64 VALERO ENERGY CORP	57 99	46 04	3,711 33	2,946 51	764 82
07/01/2014	05/06/2015	30 OCCIDENTAL PETROLEUM CORP	79 69	99 05	2,390 62	2,971 60	(580 98)
08/18/2014	05/06/2015	10 OCCIDENTAL PETROLEUM CORP	79 69	96 29	796 88	962 88	(166 00)
10/20/2014	05/06/2015	10 OCCIDENTAL PETROLEUM CORP	79 69	85 17	796 87	851 65	(54 78)
12/01/2014	06/02/2015	10 LOCKHEED MARTIN CORP	190 31	191 18	1,903 06	1,911 79	(8 73)
09/10/2014	06/03/2015	4 AFFILIATED MANAGERS GROUP INC	226 00	207 16	904 00	828 62	75 38
01/08/2015	06/03/2015	10 AFFILIATED MANAGERS GROUP INC	226 00	204 76	2,260 00	2,047 64	212 36
02/11/2015	06/04/2015	17 ***MOBILEYE NV	45 78	36 36	778 20	618 12	160 08
07/03/2014	06/04/2015	15 AETNA INC	115 85	83 62	1,737 69	1,254 28	483 41
12/16/2014	06/04/2015	12 ALLSTATE CORP	67 19	67 90	806 33	814 82	(8 49)
07/25/2014	06/04/2015	10 ANTHEM INC	161 36	113 29	1,613 60	1,132 94	480 66
10/20/2014	06/04/2015	19 DELTA AIR LINES INC	42 67	35 51	810 68	674 65	136 03
04/28/2015	06/04/2015	14 DISCOVER FINANCIAL SERVICES	58 25	58 80	815 47	823 25	(7 78)
07/28/2014	06/04/2015	12 DOLLAR GENERAL CORP	75 71	56 52	908 56	678 25	230 31
07/30/2014	06/04/2015	11 DR PEPPER SNAPPLE GROUP INC	75 35	59 68	828 87	656 46	172 41
07/30/2014	06/04/2015	29 EMC CORP/MASS	27 05	29 63	784 41	859 20	(74 79)
09/08/2014	06/04/2015	5 GOLDMAN SACHS GROUP INC	208 86	180 34	1,044 30	901 68	142 62
01/29/2015	06/04/2015	25 INTEL CORP	32 32	33 75	807 98	843 64	(35 66)
03/19/2015	06/04/2015	13 KOHLS CORP	64 88	75 37	843 48	979 76	(136 28)
11/14/2014	06/04/2015	8 L-3 COMMUNICATIONS HOLDINGS	117 03	119 61	936 23	956 89	(20 66)
12/01/2014	06/04/2015	6 LOCKHEED MARTIN CORP	190 33	191 18	1,141 97	1,147 07	(5 10)

Capital Gains Report

THE JOHN C FRICANO FOUNDATION, INC (Account 888-21077)

January 1, 2015 - December 31, 2015

Open Date	Close Date	Quantity Description	Sale Price	Unit Cost	Total Proceeds	Total Cost	Gain or Loss
10/20/2014	06/04/2015	20 VALERO ENERGY CORP	57 04	46 04	1,140 78	920 79	219 99
02/09/2015	06/08/2015	17 MARATHON PETROLEUM CORP	100 63	99 36	1,710 69	1,689 11	21 58
02/09/2015	06/09/2015	19 MARATHON PETROLEUM CORP	99 81	99 36	1,896 48	1,887 83	8 65
01/14/2015	06/10/2015	5 LOCKHEED MARTIN CORP	189 33	192 97	946 65	964 84	(18 19)
02/19/2015	06/10/2015	5 LOCKHEED MARTIN CORP	189 33	200 46	946 64	1,002 28	(55 64)
07/03/2014	06/24/2015	25 AETNA INC	126 80	83 62	3,170 09	2,090 46	1,079 63
07/25/2014	06/24/2015	19 ANTHEM INC	169 00	113 29	3,211 01	2,152 59	1,058 42
09/04/2014	06/24/2015	20 UNITEDHEALTH GROUP INC	120 31	88 03	2,406 12	1,760 70	645 42
11/24/2014	06/24/2015	9 UNITEDHEALTH GROUP INC	120 31	96 96	1,082 75	872 63	210 12
12/23/2014	06/24/2015	2 UNITEDHEALTH GROUP INC	120 31	102 81	240 61	205 61	35 00
10/03/2014	07/16/2015	3 AUTOZONE INC	680 61	516 16	2,041 84	1,548 49	493 35
01/29/2015	07/27/2015	126 INTEL CORP	28 13	33 75	3,544 29	4,251 93	(707 64)
03/06/2015	07/27/2015	26 INTEL CORP	28 13	33 26	731 36	864 82	(133 46)
05/06/2015	07/27/2015	100 INTEL CORP	28 13	32 16	2,812 93	3,215 87	(402 94)
09/29/2014	08/13/2015	50 PAYPAL HOLDINGS INC	37 75	30 56	1,887 56	1,528 24	359 32
10/27/2014	08/13/2015	20 PAYPAL HOLDINGS INC	37 75	29 65	755 02	592 93	162 09
02/04/2015	08/13/2015	18 PAYPAL HOLDINGS INC	37 75	31 21	679 52	561 85	117 67
10/20/2014	09/14/2015	3 FORD MOTOR CO	13 68	14 06	41 04	42 17	(1 13)
10/20/2014	10/01/2015	147 FORD MOTOR CO	13 57	14 06	1,995 04	2,066 53	(71 49)
10/20/2014	10/05/2015	5 GOLDMAN SACHS GROUP INC	179 52	177 85	897 58	889 24	8 34
03/19/2015	10/05/2015	65 KOHLS CORP	46 22	75 37	3,004 11	4,898 82	(1,894 71)
03/23/2015	10/05/2015	18 KOHLS CORP	46 22	76 34	831 91	1,374 12	(542 21)
07/15/2015	10/05/2015	121 STAPLES INC	12 35	15 56	1,494 68	1,882 16	(387 48)
05/07/2015	10/07/2015	73 SM ENERGY CO	39 53	55 02	2,885 49	4,016 34	(1,130 85)
03/23/2015	10/08/2015	5 KOHLS CORP	46 58	76 34	232 90	381 70	(148 80)
04/01/2015	10/08/2015	19 KOHLS CORP	46 58	78 25	885 01	1,486 66	(601 65)
05/14/2015	10/08/2015	18 KOHLS CORP	46 58	65 60	838 43	1,180 86	(342 43)
07/15/2015	10/13/2015	145 STAPLES INC	12 12	15 55	1,757 72	2,255 47	(497 75)
04/15/2015	11/13/2015	50 UGI CORP	34 09	35 17	1,704 28	1,758 52	(54 24)
02/19/2015	12/21/2015	34 EMC CORP/MASS	25 39	28 56	863 15	971 01	(107 86)
01/07/2015	12/23/2015	12 TIME WARNER INC	64 36	82 99	772 38	995 89	(223 51)
SUBTOTAL FOR SHORT-TERM					137,577 13	136,000 71	1,576 42

Capital Gains Report

THE JOHN C FRICANO FOUNDATION, INC (Account 888-21077)

January 1, 2015 - December 31, 2015

Open Date	Close Date	Quantity Description	Sale Price	Unit Cost	Total Proceeds	Total Cost	Gain or Loss
LONG-TERM							
05/03/2013	01/02/2015	15 BOEING CO/THE	129 81	93 45	1,947 11	1,401 82	545 29
05/20/2013	01/02/2015	15 BOEING CO/THE	129 81	98 79	1,947 11	1,481 80	465 31
09/07/2012	01/07/2015	20 JPMORGAN CHASE & CO	59 18	39 34	1,183 59	786 80	396 79
10/23/2012	01/07/2015	16 JPMORGAN CHASE & CO	59 18	41 42	946 88	662 70	284 18
05/17/2011	01/07/2015	11 STARBUCKS CORP	80 38	35 10	884 19	386 07	498 12
11/18/2013	01/07/2015	1 VERIZON COMMUNICATIONS INC	46 36	50 54	46 36	50 54	(4 18)
11/18/2013	01/07/2015	4 VERIZON COMMUNICATIONS INC	46 36	50 54	185 45	202 15	(16 70)
05/15/2013	01/09/2015	30 AMERICAN EXPRESS CO	90 69	72 75	2,720 56	2,182 45	538 11
05/21/2013	01/09/2015	20 AMERICAN EXPRESS CO	90 69	74 92	1,813 71	1,498 42	315 29
09/17/2013	01/09/2015	15 AMERICAN EXPRESS CO	90 69	76 56	1,360 28	1,148 45	211 83
02/07/2012	01/16/2015	4 PRECISION CASTPARTS CORP	190 68	169 90	762 73	679 58	83 15
02/06/2013	01/16/2015	10 PRECISION CASTPARTS CORP	190 68	186 56	1,906 81	1,865 58	41 23
04/15/2013	01/21/2015	1 PRICELINE GROUP INC/THE	1,039 05	732 13	1,039 05	732 13	306 92
07/29/2005	01/22/2015	36 674 BERNSTEIN INTERMEDIATE	13 67	13 31	501 33	488 13	13 20
12/12/2013	01/22/2015	9 MEAD JOHNSON NUTRITION CO	100 02	83 93	900 17	755 41	144 76
09/17/2012	01/28/2015	35 MICROSOFT CORP	41 84	31 13	1,464 36	1,089 70	374 66
11/26/2012	01/28/2015	40 MICROSOFT CORP	41 84	27 28	1,673 55	1,091 02	582 53
06/17/2013	01/28/2015	35 MICROSOFT CORP	41 84	35 09	1,464 36	1,228 15	236 21
05/20/2013	02/05/2015	30 ALLERGAN INC	225 09	99 96	6,752 74	2,998 76	3,753 98
11/14/2012	02/06/2015	13 ***PARTNERRE LTD	121 03	78 61	1,573 41	1,021 93	551 48
02/11/2013	02/06/2015	10 ***PARTNERRE LTD	121 03	88 74	1,210 31	887 37	322 94
01/31/2014	02/13/2015	26 ASSURANT INC	62 08	65 74	1,614 09	1,709 32	(95 23)
02/03/2014	02/17/2015	45 DTE ENERGY COMPANY	82 06	68 19	3,692 61	3,068 69	623 92
10/23/2012	02/17/2015	14 JPMORGAN CHASE & CO	59 76	41 42	836 66	579 86	256 80
07/16/2013	02/17/2015	40 JPMORGAN CHASE & CO	59 76	55 07	2,390 47	2,202 71	187 76
03/12/2013	02/19/2015	16 ***EVEREST RE GROUP LTD	179 00	127 30	2,864 06	2,036 80	827 26
02/11/2013	02/23/2015	10 ***PARTNERRE LTD	115 53	88 74	1,155 28	887 36	267 92
12/18/2013	02/23/2015	5 ***PARTNERRE LTD	115 53	98 78	577 64	493 90	83 74
02/03/2012	03/02/2015	36 KROGER CO	71 05	24 04	2,557 62	865 44	1,692 18
04/05/2011	03/03/2015	25 COMCAST CORP-CLASS A	59 76	25 17	1,494 12	629 18	864 94
03/26/2013	03/23/2015	9 CHUBB CORP	103 68	86 65	933 15	779 81	153 34
03/26/2013	03/23/2015	12 CHUBB CORP	103 68	86 65	1,244 21	1,039 75	204 46

Capital Gains Report

THE JOHN C FRICANO FOUNDATION, INC (Account 888-21077)

January 1, 2015 - December 31, 2015

Open Date	Close Date	Quantity Description	Sale Price	Unit Cost	Total Proceeds	Total Cost	Gain or Loss
11/13/2012	03/23/2015	4 INTERCONTINENTAL EXCHANGE IN	235 68	130 32	942 71	521 29	421 42
11/13/2012	03/23/2015	5 INTERCONTINENTAL EXCHANGE IN	235 68	130 32	1,178 39	651 61	526 78
02/12/2014	03/25/2015	7 MONSTER BEVERAGE CORP	136 25	72 30	953 72	506 07	447 65
08/28/2012	03/25/2015	15 PHILIP MORRIS INTERNATIONAL	77 41	91 02	1,161 15	1,365 25	(204 10)
11/01/2012	03/25/2015	7 PHILIP MORRIS INTERNATIONAL	77 41	87 71	541 87	613 95	(72 08)
03/26/2013	03/26/2015	4 CHUBB CORP	100 03	86 64	400 14	346 58	53 56
05/20/2013	03/26/2015	6 CHUBB CORP	100 03	89 35	600 21	536 10	64 11
11/01/2012	03/26/2015	8 PHILIP MORRIS INTERNATIONAL	76 45	87 71	611 59	701 65	(90 06)
11/08/2012	03/26/2015	9 PHILIP MORRIS INTERNATIONAL	76 45	86 64	688 04	779 74	(91 70)
02/20/2014	03/26/2015	15 VERIZON COMMUNICATIONS INC	48 44	47 57	726 60	713 58	13 02
03/24/2014	03/26/2015	65 VERIZON COMMUNICATIONS INC	48 44	46 69	3,148 60	3,034 58	114 02
03/25/2014	03/26/2015	25 VERIZON COMMUNICATIONS INC	48 44	46 88	1,211 00	1,172 10	38 90
11/08/2012	03/31/2015	6 PHILIP MORRIS INTERNATIONAL	75 93	86 64	455 59	519 82	(64 23)
12/20/2012	04/01/2015	10 INTERCONTINENTAL EXCHANGE IN	231 63	127 94	2,316 32	1,279 44	1,036 88
02/20/2013	04/10/2015	10 MONSANTO CO	119 28	99 16	1,192 83	991 64	201 19
03/25/2013	04/10/2015	13 MONSANTO CO	119 28	100 20	1,550 68	1,302 58	248 10
05/20/2013	04/13/2015	9 CHUBB CORP	100 91	89 35	908 19	804 15	104 04
12/18/2013	04/14/2015	10 ***PARTNERRE LTD	129 57	98 78	1,295 68	987 81	307 87
04/11/2014	04/16/2015	19 GOLDMAN SACHS GROUP INC	200 65	153 77	3,812 29	2,921 62	890 67
07/29/2005	04/23/2015	35 152 BERNSTEIN INTERMEDIATE	13 70	13 31	481 58	467 87	13 71
09/21/2012	04/27/2015	25 FIDELITY NATIONAL INFORMATION	64 02	32 60	1,600 50	815 00	785 50
11/13/2012	04/27/2015	30 FIDELITY NATIONAL INFORMATION	64 02	34 93	1,920 59	1,047 88	872 71
01/08/2014	04/27/2015	35 FIDELITY NATIONAL INFORMATION	64 02	53 06	2,240 69	1,856 93	383 76
02/12/2014	04/30/2015	8 MONSTER BEVERAGE CORP	137 47	72 30	1,099 76	578 36	521 40
02/20/2014	04/30/2015	16 MONSTER BEVERAGE CORP	137 47	74 68	2,199 52	1,194 89	1,004 63
05/29/2013	05/04/2015	20 ELECTRONIC ARTS INC	58 99	23 25	1,179 83	465 06	714 77
03/25/2013	05/04/2015	2 MONSANTO CO	116 64	100 20	233 27	200 40	32 87
07/15/2013	05/04/2015	20 MONSANTO CO	116 64	103 41	2,332 74	2,068 19	264 55
04/16/2014	05/04/2015	15 MONSANTO CO	116 64	112 65	1,749 55	1,689 76	59 79
09/12/2013	05/06/2015	90 OCCIDENTAL PETROLEUM CORP	79 69	87 29	7,171 88	7,856 21	(684 33)
12/17/2013	05/28/2015	11 AMERICAN TOWER CORP	94 32	76 31	1,037 49	839 43	198 06
01/24/2014	05/28/2015	2 LOCKHEED MARTIN CORP	189 97	148 91	379 95	297 82	82 13
01/24/2014	05/28/2015	8 LOCKHEED MARTIN CORP	189 97	148 91	1,519 79	1,191 27	328 52

Capital Gains Report

THE JOHN C FRICANO FOUNDATION, INC (Account 888-21077)

January 1, 2015 - December 31, 2015

Open Date	Close Date	Quantity Description	Sale Price	Unit Cost	Total Proceeds	Total Cost	Gain or Loss
12/17/2013	05/29/2015	21 AMERICAN TOWER CORP	93 10	76 31	1,955 03	1,602 55	352 48
01/24/2014	05/29/2015	7 LOCKHEED MARTIN CORP	188 49	148 91	1,319 42	1,042 36	277 06
03/07/2014	05/29/2015	2 LOCKHEED MARTIN CORP	188 49	166 65	376 98	333 30	43 68
03/07/2014	06/01/2015	6 LOCKHEED MARTIN CORP	189 54	166 65	1,137 22	999 88	137 34
05/13/2014	06/01/2015	4 LOCKHEED MARTIN CORP	189 54	167 42	758 15	669 67	88 48
05/13/2014	06/02/2015	1 LOCKHEED MARTIN CORP	190 31	167 42	190 31	167 42	22 89
12/07/2012	06/03/2015	6 AFFILIATED MANAGERS GROUP INC	226 00	128 48	1,356 00	770 88	585 12
02/01/2013	06/03/2015	8 AFFILIATED MANAGERS GROUP INC	226 00	144 68	1,808 00	1,157 47	650 53
12/17/2013	06/03/2015	22 AMERICAN TOWER CORP	93 06	76 31	2,047 37	1,678 86	368 51
05/21/2013	06/04/2015	4 ***AMDOCS LTD	56 01	36 41	224 03	145 64	78 39
10/18/2013	06/04/2015	10 ***AMDOCS LTD	56 01	37 22	560 06	372 20	187 86
09/23/2013	06/04/2015	8 ***AON PLC	101 08	75 71	808 63	605 66	202 97
05/01/2012	06/04/2015	9 ***LYONDELLBASELL INDU-CL A	99 88	43 06	898 93	387 54	511 39
06/18/2012	06/04/2015	356 934 AB DISCOVERY GRWTH FUND- ADV	10 24	7 00	3,655 00	2,498 54	1,156 46
06/18/2012	06/04/2015	149 696 AB DISCOVERY VALUE FUND- ADV	21 41	16 02	3,205 00	2,398 13	806 87
08/17/2012	06/04/2015	36 ALTRIA GROUP INC	50 00	35 34	1,800 06	1,272 10	527 96
04/28/2014	06/04/2015	15 AMERICAN ELECTRIC POWER	54 36	54 13	815 41	811 93	3 48
04/25/2013	06/04/2015	42 AMERICAN INTERNATIONAL GROUP	60 79	42 40	2,553 02	1,780 83	772 19
07/06/2012	06/04/2015	11 ANSYS INC	89 72	60 65	986 95	667 16	319 79
02/03/2014	06/04/2015	22 BALL CORP	70 46	51 43	1,550 15	1,131 39	418 76
12/12/2012	06/04/2015	91 BANK OF AMERICA CORP	16 79	10 62	1,527 92	965 98	561 94
07/29/2005	06/04/2015	637 073 BERNSTEIN INTERMEDIATE	13 46	13 31	8,575 00	8,479 44	95 56
07/20/2005	06/04/2015	1,274 863 BERNSTEIN INTERNATIONAL	16 39	21 48	20,895 00	27,384 06	(6,489 06)
08/10/2012	06/04/2015	3 BIOGEN INC	385 02	144 94	1,155 07	434 82	720 25
04/09/2013	06/04/2015	13 CAPITAL ONE FINANCIAL CORP	83 22	55 86	1,081 89	726 22	355 67
04/05/2011	06/04/2015	15 COMCAST CORP-CLASS A	59 08	25 17	886 23	377 51	508 72
04/08/2011	06/04/2015	1 COMCAST CORP-CLASS A	59 08	24 96	59 08	24 96	34 12
10/24/2013	06/04/2015	6 COSTCO WHOLESALE CORP	140 86	116 24	845 15	697 45	147 70
11/18/2013	06/04/2015	14 CVS HEALTH CORP	101 00	65 49	1,413 95	916 80	497 15
02/08/2010	06/04/2015	5 DANAHER CORP	85 87	35 30	429 37	176 49	252 88
03/29/2011	06/04/2015	22 DANAHER CORP	85 87	51 54	1,889 23	1,133 86	755 37
04/14/2014	06/04/2015	5 EBAY INC	62 41	53 90	312 06	269 51	42 55
05/14/2014	06/04/2015	9 EBAY INC	62 41	52 00	561 70	467 99	93 71

Capital Gains Report

THE JOHN C FRICANO FOUNDATION, INC (Account 888-21077)

January 1, 2015 - December 31, 2015

Open Date	Close Date	Quantity Description	Sale Price	Unit Cost	Total Proceeds	Total Cost	Gain or Loss
05/29/2013	06/04/2015	24 ELECTRONIC ARTS INC	62 62	23 25	1,502 97	558 07	944 90
04/07/2014	06/04/2015	16 FACEBOOK INC-A	81 96	56 91	1,311 43	910 48	400 95
11/08/2012	06/04/2015	72 FORD MOTOR CO	15 02	10 96	1,081 44	789 42	292 02
06/12/2013	06/04/2015	19 GILEAD SCIENCES INC	113 87	51 79	2,163 46	984 00	1,179 46
05/20/2008	06/04/2015	2 GOOGLE INC-CL A	551 41	289 30	1,102 82	578 60	524 22
03/29/2011	06/04/2015	2 GOOGLE INC-CL A	551 41	290 19	1,102 81	580 37	522 44
10/16/2013	06/04/2015	18 HESS CORP	66 25	81 96	1,192 52	1,475 33	(282 81)
08/05/2011	06/04/2015	38 HEWLETT-PACKARD CO	33 38	32 48	1,268 39	1,234 20	34 19
05/30/2012	06/04/2015	8 HOME DEPOT INC	111 52	49 60	892 17	396 83	495 34
07/22/2010	06/04/2015	5 JOHNSON & JOHNSON	99 39	57 45	496 95	287 24	209 71
08/20/2010	06/04/2015	11 JOHNSON & JOHNSON	99 39	58 56	1,093 29	644 16	449 13
02/03/2012	06/04/2015	25 KROGER CO	72 18	24 04	1,804 49	601 00	1,203 49
12/12/2013	06/04/2015	12 MEAD JOHNSON NUTRITION CO	95 53	83 93	1,146 30	1,007 21	139 09
04/10/2014	06/04/2015	43 MICROSOFT CORP	46 42	40 43	1,995 95	1,738 36	257 59
02/20/2014	06/04/2015	7 MONSTER BEVERAGE CORP	127 34	74 68	891 39	522 76	368 63
12/04/2013	06/04/2015	12 NIKE INC -CL B	101 87	78 50	1,222 47	942 04	280 43
02/06/2014	06/04/2015	85 OFFICE DEPOT INC	9 31	4 95	791 09	421 12	369 97
08/28/2009	06/04/2015	38 PFIZER INC	34 24	16 86	1,301 25	640 59	660 66
08/19/2010	06/04/2015	25 PFIZER INC	34 24	15 96	856 08	399 03	457 05
11/15/2013	06/04/2015	5 POLARIS INDUSTRIES INC	143 86	134 61	719 30	673 04	46 26
11/15/2013	06/04/2015	8 POLARIS INDUSTRIES INC	144 01	134 61	1,152 04	1,076 86	75 18
03/13/2014	06/04/2015	17 QUINTILES TRANSNATIONAL HOLDIN	69 60	52 00	1,183 12	884 00	299 12
10/24/2013	06/04/2015	9 RAYTHEON COMPANY	100 57	77 52	905 10	697 68	207 42
07/23/2013	06/04/2015	10 SCHLUMBERGER LTD	90 51	83 66	905 09	836 64	68 45
05/07/2014	06/04/2015	14 SERVICENOW INC	75 70	47 25	1,059 74	661 52	398 22
06/06/2012	06/04/2015	3 SHERWIN-WILLIAMS CO/THE	282 87	127 05	848 61	381 15	467 46
05/17/2011	06/04/2015	41 STARBUCKS CORP	51 73	17 55	2,120 97	719 50	1,401 47
08/20/2012	06/04/2015	10 TIME WARNER INC	85 31	40 99	853 14	409 88	443 26
06/22/2012	06/04/2015	10 UNION PACIFIC CORP	101 89	57 47	1,018 86	574 74	444 12
08/22/2012	06/04/2015	6 UNION PACIFIC CORP	101 89	62 20	611 31	373 18	238 13
02/21/2014	06/04/2015	18 US BANCORP	43 59	40 42	784 64	727 51	57 13
06/27/2012	06/04/2015	21 VISA INC - CLASS A SHRS	68 20	30 73	1,432 13	645 29	786 84
11/16/2011	06/04/2015	10 WALT DISNEY CO/THE	110 28	35 97	1,102 85	359 74	743 11

Capital Gains Report

THE JOHN C FRICANO FOUNDATION, INC (Account 888-21077)

January 1, 2015 - December 31, 2015

Open Date	Close Date	Quantity Description	Sale Price	Unit Cost	Total Proceeds	Total Cost	Gain or Loss
02/13/2012	06/04/2015	11 WELLS FARGO & COMPANY	56 13	30 66	617 47	337 31	280 16
03/08/2012	06/04/2015	24 WELLS FARGO & COMPANY	56 13	31 25	1,347 20	749 92	597 28
12/17/2013	06/08/2015	26 AMERICAN TOWER CORP	92 90	76 31	2,415 44	1,984 10	431 34
11/15/2013	06/08/2015	9 POLARIS INDUSTRIES INC	144 30	134 61	1,298 73	1,211 47	87 26
11/15/2013	06/09/2015	2 POLARIS INDUSTRIES INC	142 68	134 61	285 36	269 22	16 14
01/27/2014	06/09/2015	11 POLARIS INDUSTRIES INC	142 68	131 95	1,569 48	1,451 48	118 00
12/12/2013	07/10/2015	13 MEAD JOHNSON NUTRITION CO	88 39	83 93	1,149 05	1,091 15	57 90
05/17/2011	07/10/2015	63 STARBUCKS CORP	54 41	17 55	3,427 67	1,105 57	2,322 10
04/25/2014	07/13/2015	2 AUTOZONE INC	682 02	523 46	1,364 05	1,046 93	317 12
04/25/2014	07/14/2015	1 AUTOZONE INC	678 30	523 47	678 30	523 47	154 83
05/06/2014	07/14/2015	2 AUTOZONE INC	678 30	526 50	1,356 60	1,053 01	303 59
12/12/2013	07/14/2015	11 MEAD JOHNSON NUTRITION CO	88 60	83 93	974 62	923 28	51 34
12/18/2013	07/14/2015	2 MEAD JOHNSON NUTRITION CO	88 60	83 61	177 20	167 22	9 98
02/06/2014	07/17/2015	443 OFFICE DEPOT INC	8 43	4 95	3,736 26	2,194 80	1,541 46
07/29/2005	07/22/2015	36 099 BERNSTEIN INTERMEDIATE	13 39	13 31	483 37	480 48	2 89
05/29/2013	07/22/2015	47 ELECTRONIC ARTS INC	72 86	23 25	3,424 60	1,092 88	2,331 72
10/16/2013	07/22/2015	22 HESS CORP	58 99	81 96	1,297 77	1,803 17	(505 40)
11/01/2013	07/22/2015	25 HESS CORP	58 99	80 69	1,474 73	2,017 36	(542 63)
01/16/2014	07/22/2015	5 HESS CORP	58 99	77 70	294 95	388 52	(93 57)
05/13/2014	08/13/2015	8 ***ALLERGAN PLC	317 59	206 00	2,540 75	1,648 04	892 71
05/29/2013	08/13/2015	9 ELECTRONIC ARTS INC	73 52	23 25	661 67	209 27	452 40
11/01/2013	08/13/2015	30 ELECTRONIC ARTS INC	73 52	25 77	2,205 56	772 98	1,432 58
05/14/2014	08/13/2015	21 PAYPAL HOLDINGS INC	37 75	30 11	792 77	632 39	160 38
05/20/2014	08/13/2015	20 PAYPAL HOLDINGS INC	37 75	30 05	755 02	601 05	153 97
10/24/2013	08/24/2015	4 COSTCO WHOLESALE CORP	134 16	116 24	536 62	464 96	71 66
11/21/2013	08/24/2015	5 COSTCO WHOLESALE CORP	134 16	123 87	670 78	619 34	51 44
06/06/2012	08/24/2015	4 SHERWIN-WILLIAMS CO/THE	258 82	127 05	1,035 28	508 21	527 07
02/11/2013	08/24/2015	8 SHERWIN-WILLIAMS CO/THE	258 82	163 92	2,070 56	1,311 38	759 18
09/23/2013	08/25/2015	28 ***AON PLC	92 00	75 71	2,576 00	2,119 81	456 19
07/06/2012	08/25/2015	9 ANSYS INC	87 38	60 65	786 39	545 85	240 54
04/30/2013	08/25/2015	7 ANSYS INC	87 38	79 58	611 63	557 09	54 54
11/01/2013	09/01/2015	26 ELECTRONIC ARTS INC	64 16	25 77	1,668 07	669 92	998 15
02/20/2014	09/02/2015	7 MONSTER BEVERAGE CORP	134 79	74 68	943 50	522 76	420 74

Capital Gains Report

THE JOHN C FRICANO FOUNDATION, INC (Account 888-21077)

January 1, 2015 - December 31, 2015

Open Date	Close Date	Quantity Description	Sale Price	Unit Cost	Total Proceeds	Total Cost	Gain or Loss
03/10/2014	09/02/2015	5 MONSTER BEVERAGE CORP	134 79	73 29	673 93	366 45	307 48
11/08/2012	09/03/2015	97 FORD MOTOR CO	13 93	10 96	1,351 34	1,063 52	287 82
12/18/2013	09/03/2015	13 MEAD JOHNSON NUTRITION CO	77 06	83 61	1,001 82	1,086 93	(85 11)
01/30/2014	09/03/2015	2 MEAD JOHNSON NUTRITION CO	77 06	78 65	154 13	157 30	(3 17)
04/25/2013	09/04/2015	33 AMERICAN INTERNATIONAL GROUP	58 27	42 40	1,922 96	1,399 23	523 73
05/06/2013	09/04/2015	9 AMERICAN INTERNATIONAL GROUP	58 27	45 21	524 44	406 92	117 52
05/06/2013	09/08/2015	35 AMERICAN INTERNATIONAL GROUP	58 82	45 21	2,058 56	1,582 47	476 09
11/08/2012	09/08/2015	131 FORD MOTOR CO	13 62	10 96	1,784 59	1,436 29	348 30
02/06/2013	09/08/2015	1 FORD MOTOR CO	13 62	13 15	13 62	13 15	0 47
02/06/2013	09/08/2015	15 FORD MOTOR CO	13 62	13 15	204 34	197 30	7 04
01/30/2014	09/08/2015	18 MEAD JOHNSON NUTRITION CO	76 00	78 65	1,367 95	1,415 70	(47 75)
05/06/2013	09/10/2015	6 AMERICAN INTERNATIONAL GROUP	58 23	45 21	349 40	271 28	78 12
06/07/2013	09/10/2015	25 AMERICAN INTERNATIONAL GROUP	58 23	45 12	1,455 85	1,127 93	327 92
11/06/2013	09/10/2015	5 AMERICAN INTERNATIONAL GROUP	58 23	48 20	291 17	240 98	50 19
02/06/2013	09/10/2015	1 FORD MOTOR CO	13 54	13 15	13 54	13 15	0 39
02/06/2013	09/10/2015	133 FORD MOTOR CO	13 54	13 15	1,801 10	1,749 37	51 73
03/05/2014	09/10/2015	21 FORD MOTOR CO	13 54	15 63	284 38	328 30	(43 92)
10/24/2013	09/10/2015	11 RAYTHEON COMPANY	106 07	77 52	1,166 77	852 72	314 05
11/06/2013	09/14/2015	40 AMERICAN INTERNATIONAL GROUP	57 84	48 20	2,313 46	1,927 80	385 66
03/05/2014	09/14/2015	104 FORD MOTOR CO	13 68	15 63	1,422 89	1,625 89	(203 00)
03/06/2014	10/01/2015	168 BROCADE COMMUNICATIONS SYS	10 12	10 15	1,700 01	1,704 60	(4 59)
09/08/2014	10/05/2015	1 GOLDMAN SACHS GROUP INC	179 52	180 34	179 52	180 34	(0 82)
03/06/2014	10/07/2015	57 BROCADE COMMUNICATIONS SYS	10 41	10 15	593 40	578 34	15 06
06/06/2014	10/07/2015	100 BROCADE COMMUNICATIONS SYS	10 41	9 20	1,041 05	919 77	121 28
05/13/2014	10/09/2015	1 ***ALLERGAN PLC	275 43	206 01	275 43	206 01	69 42
05/13/2014	10/09/2015	8 ***ALLERGAN PLC	275 43	206 00	2,203 42	1,648 04	555 38
06/06/2014	10/09/2015	2 ***ALLERGAN PLC	275 43	208 90	550 85	417 79	133 06
10/24/2013	10/09/2015	13 RAYTHEON COMPANY	112 54	77 52	1,463 02	1,007 76	455 26
11/01/2013	10/12/2015	19 ELECTRONIC ARTS INC	67 08	25 77	1,274 60	489 55	785 05
11/07/2013	10/12/2015	50 ELECTRONIC ARTS INC	67 08	25 47	3,354 20	1,273 51	2,080 69
11/16/2011	10/13/2015	18 WALT DISNEY CO/THE	106 17	35 97	1,911 12	647 53	1,263 59
06/06/2014	10/14/2015	2 ***ALLERGAN PLC	266 73	208 89	533 46	417 78	115 68
06/19/2014	10/14/2015	4 ***ALLERGAN PLC	266 73	215 48	1,066 92	861 91	205 01

Capital Gains Report

THE JOHN C FRICANO FOUNDATION, INC (Account 888-21077)

January 1, 2015 - December 31, 2015

Open Date	Close Date	Quantity Description	Sale Price	Unit Cost	Total Proceeds	Total Cost	Gain or Loss
07/15/2014	10/14/2015	5 ***ALLERGAN PLC	266 73	218 75	1,333 66	1,093 75	239 91
10/24/2013	10/14/2015	7 RAYTHEON COMPANY	109 89	77 52	769 25	542 64	226 61
11/21/2013	10/14/2015	7 RAYTHEON COMPANY	109 89	86 97	769 24	608 77	160 47
11/21/2013	10/16/2015	8 RAYTHEON COMPANY	111 13	86 97	889 06	695 73	193 33
04/21/2014	10/16/2015	17 RAYTHEON COMPANY	111 13	101 25	1,889 26	1,721 31	167 95
07/29/2005	10/21/2015	41 931 BERNSTEIN INTERMEDIATE	13 45	13 31	563 97	558 10	5 87
03/13/2014	10/30/2015	25 QUINTILES TRANSNATIONAL HOLDIN	64 11	51 38	1,602 80	1,284 39	318 41
03/13/2014	10/30/2015	28 QUINTILES TRANSNATIONAL HOLDIN	64 11	52 00	1,795 13	1,456 00	339 13
03/17/2014	10/30/2015	25 QUINTILES TRANSNATIONAL HOLDIN	64 11	52 44	1,602 79	1,310 99	291 80
03/10/2014	11/12/2015	7 MONSTER BEVERAGE CORP	148 68	73 29	1,040 75	513 04	527 71
05/17/2011	11/12/2015	4 STARBUCKS CORP	61 16	17 55	244 66	70 19	174 47
09/29/2014	11/12/2015	24 STARBUCKS CORP	61 16	37 50	1,467 96	900 01	567 95
04/21/2014	11/16/2015	3 RAYTHEON COMPANY	120 23	101 25	360 70	303 76	56 94
10/20/2014	11/16/2015	15 RAYTHEON COMPANY	120 23	96 84	1,803 47	1,452 56	350 91
09/23/2013	11/17/2015	15 ***AON PLC	93 96	75 71	1,409 45	1,135 62	273 83
04/18/2013	11/17/2015	1 PRICELINE GROUP INC/THE	1,262 34	696 26	1,262 34	696 26	566 08
09/23/2013	11/19/2015	15 ***AON PLC	93 95	75 71	1,409 21	1,135 61	273 60
07/29/2005	12/01/2015	316 517 BERNSTEIN INTERMEDIATE	13 38	13 31	4,235 00	4,212 84	22 16
10/20/2014	12/16/2015	40 VALERO ENERGY CORP	69 33	46 04	2,773 15	1,841 57	931 58
09/23/2013	12/17/2015	9 ***AON PLC	93 86	75 71	844 78	681 37	163 41
12/04/2014	12/17/2015	21 ***AON PLC	93 86	94 61	1,971 16	1,986 85	(15 69)
07/30/2014	12/17/2015	46 EMC CORP/MASS	25 68	29 63	1,181 30	1,362 87	(181 57)
07/30/2014	12/18/2015	30 EMC CORP/MASS	25 50	29 63	764 95	888 83	(123 88)
09/08/2014	12/18/2015	27 EMC CORP/MASS	25 50	29 23	688 46	789 09	(100 63)
09/08/2014	12/21/2015	53 EMC CORP/MASS	25 39	29 23	1,345 51	1,548 94	(203 43)
07/25/2014	12/22/2015	13 ANTHEM INC	139 42	113 29	1,812 47	1,472 82	339 65
08/20/2012	12/23/2015	25 TIME WARNER INC	64 36	40 99	1,609 12	1,024 71	584 41
05/22/2014	12/23/2015	20 TIME WARNER INC	64 36	67 09	1,287 29	1,341 86	(54 57)
11/12/2014	12/23/2015	35 TIME WARNER INC	64 36	77 68	2,252 77	2,718 84	(466 07)
11/24/2014	12/23/2015	11 TIME WARNER INC	64 36	81 33	708 01	894 59	(186 58)
SUBTOTAL FOR LONG-TERM					329,256 61	258,464 46	70,792 15

Capital Gains Report

THE JOHN C FRICANO FOUNDATION, INC (Account 888-21077)

January 1, 2015 - December 31, 2015

Open Date	Close Date	Quantity Description	Sale Price	Unit Cost	Total Proceeds	Total Cost	Gain or Loss
CIL ¹							
	05/06/2015	GOOGLE INC-CL C			28 07	0 00	28 07
		SUBTOTAL FOR CIL			28 07	0 00	28 07
TOTAL					\$466,861 81	\$394,465 17	\$72,396 64

** ACCOUNT TOTALS **			
	CURRENT PERIOD - G/L		\$72,396 64
	SHORT-TERM		\$1,576 42
	LONG-TERM		\$70,792 15
	CIL		\$28 07

[1] CIL represents cash in lieu of fractional shares