



See a Social Security Number? Say Something!
Report Privacy Problems to <https://public.resource.org/privacy>
Or call the IRS Identity Theft Hotline at 1-800-908-4490



Return of Private Foundation

or Section 4947(a)(1) Trust Treated as Private Foundation


Do not enter social security numbers on this form as it may be made public.

Information about Form 990-PF and its separate instructions is at www.irs.gov/form990pf.

For calendar year 2015 or tax year beginning , and ending

Name of foundation F.R. BIGELOW FOUNDATION		A Employer identification number 51-0232651
Number and street (or P O box number if mail is not delivered to street address) 101 FIFTH STREET EAST, SUITE 2400	Room/suite	B Telephone number (651) 224-5463
City or town, state or province, country, and ZIP or foreign postal code ST. PAUL, MN 55101		C If exemption application is pending, check here <input type="checkbox"/>
G Check all that apply: <input type="checkbox"/> Initial return <input type="checkbox"/> Initial return of a former public charity <input type="checkbox"/> Final return <input type="checkbox"/> Amended return <input type="checkbox"/> Address change <input type="checkbox"/> Name change		D 1. Foreign organizations, check here <input type="checkbox"/> 2. Foreign organizations meeting the 85% test, check here and attach computation <input type="checkbox"/>
H Check type of organization: <input checked="" type="checkbox"/> Section 501(c)(3) exempt private foundation <input type="checkbox"/> Section 4947(a)(1) nonexempt charitable trust <input type="checkbox"/> Other taxable private foundation		E If private foundation status was terminated under section 507(b)(1)(A), check here <input type="checkbox"/>
I Fair market value of all assets at end of year (from Part II, col (c), line 16) \$ 150,351,271. (Part I, column (d) must be on cash basis)	J Accounting method: <input type="checkbox"/> Cash <input checked="" type="checkbox"/> Accrual <input type="checkbox"/> Other (specify)	F If the foundation is in a 60-month termination under section 507(b)(1)(B), check here <input type="checkbox"/>

Part I Analysis of Revenue and Expenses <small>(The total of amounts in columns (b), (c), and (d) may not necessarily equal the amounts in column (a))</small>		(a) Revenue and expenses per books	(b) Net investment income	(c) Adjusted net income	(d) Disbursements for charitable purposes (cash basis only)
Revenue	1 Contributions, gifts, grants, etc., received	29,280.		N/A	
	2 Check <input type="checkbox"/> if the foundation is not required to attach Sch B				
	3 Interest on savings and temporary cash investments				
	4 Dividends and interest from securities	2,644,375.	2,714,301.		STATEMENT 2
	5a Gross rents				
	b Net rental income or (loss)				
	6a Net gain or (loss) from sale of assets not on line 10	12,701,332.			STATEMENT 1
	b Gross sales price for all assets on line 6a 102,567,560.				
	7 Capital gain net income (from Part IV, line 2)		13,306,023.		
	8 Net short-term capital gain				
	9 Income modifications				
10a Gross sales less returns and allowances					
b Less Cost of goods sold					
c Gross profit or (loss)					
11 Other income			30,695.		
12 Total. Add lines 1 through 11		15,374,987.	16,051,019.		
Operating and Administrative Expenses	13 Compensation of officers, directors, trustees, etc	0.	0.		0.
	14 Other employee salaries and wages				
	15 Pension plans, employee benefits				
	16a Legal fees				
	b Accounting fees STMT 3	14,934.	0.		14,934.
	c Other professional fees STMT 4	643,417.	629,917.		13,500.
	17 Interest				
	18 Taxes STMT 5	-83,410.	1,487.		0.
	19 Depreciation and depletion				
	20 Occupancy				
	21 Travel, conferences, and meetings				
22 Printing and publications					
23 Other expenses STMT 6	396,941.	273,960.		421,483.	
24 Total operating and administrative expenses. Add lines 13 through 23	971,882.	905,364.		449,917.	
25 Contributions, gifts, grants paid	7,892,421.			7,106,189.	
26 Total expenses and disbursements. Add lines 24 and 25	8,864,303.	905,364.		7,556,106.	
27 Subtract line 26 from line 12:					
a Excess of revenue over expenses and disbursements	6,510,684.				
b Net investment income (if negative, enter -0-)		15,145,655.			
c Adjusted net income (if negative, enter -0-)			N/A		



SCANNED NOV 15 2015

1

2

6/20

Part II Balance Sheets		Attached schedules and amounts in the description column should be for end-of-year amounts only		Beginning of year	End of year		
		(a) Book Value	(b) Book Value	(c) Fair Market Value			
Assets	1	Cash - non-interest-bearing					
	2	Savings and temporary cash investments		13,010,237.	3,519,372.	3,519,372.	
	3	Accounts receivable ▶					
		Less: allowance for doubtful accounts ▶					
	4	Pledges receivable ▶					
		Less: allowance for doubtful accounts ▶					
	5	Grants receivable					
	6	Receivables due from officers, directors, trustees, and other disqualified persons					
	7	Other notes and loans receivable ▶					
		Less: allowance for doubtful accounts ▶					
	8	Inventories for sale or use					
	9	Prepaid expenses and deferred charges					
	10a	Investments - U.S. and state government obligations		4,743,695.			
	b	Investments - corporate stock STMT 7		94,008,671.	74,864,716.	74,864,716.	
	c	Investments - corporate bonds		21,571,035.			
	Liabilities	11	Investments - land, buildings, and equipment basis ▶				
		Less: accumulated depreciation ▶					
12		Investments - mortgage loans					
13		Investments - other STMT 8		24,837,951.	71,765,054.	71,765,054.	
14		Land, buildings, and equipment: basis ▶					
		Less: accumulated depreciation ▶					
15		Other assets (describe ▶ STATEMENT 9)		467,787.	202,129.	202,129.	
16		Total assets (to be completed by all filers - see the instructions. Also, see page 1, item I)		158,639,376.	150,351,271.	150,351,271.	
Net Assets or Fund Balances		17	Accounts payable and accrued expenses		261,813.	200,423.	
		18	Grants payable		2,324,793.	3,186,590.	
	19	Deferred revenue					
	20	Loans from officers, directors, trustees, and other disqualified persons					
	21	Mortgages and other notes payable					
	22	Other liabilities (describe ▶ STATEMENT 10)		408,127.	132,010.		
	23	Total liabilities (add lines 17 through 22)		2,994,733.	3,519,023.		
Net Assets or Fund Balances	Foundations that follow SFAS 117, check here <input checked="" type="checkbox"/> and complete lines 24 through 26 and lines 30 and 31.						
	24	Unrestricted		155,644,643.	146,832,248.		
	25	Temporarily restricted					
	26	Permanently restricted					
	Foundations that do not follow SFAS 117, check here <input type="checkbox"/> and complete lines 27 through 31.						
	27	Capital stock, trust principal, or current funds					
	28	Paid-in or capital surplus, or land, bldg., and equipment fund					
	29	Retained earnings, accumulated income, endowment, or other funds					
30	Total net assets or fund balances		155,644,643.	146,832,248.			
31	Total liabilities and net assets/fund balances		158,639,376.	150,351,271.			

Part III Analysis of Changes in Net Assets or Fund Balances

1	Total net assets or fund balances at beginning of year - Part II, column (a), line 30 (must agree with end-of-year figure reported on prior year's return)	1	155,644,643.
2	Enter amount from Part I, line 27a	2	6,510,684.
3	Other increases not included in line 2 (itemize) ▶	3	0.
4	Add lines 1, 2, and 3	4	162,155,327.
5	Decreases not included in line 2 (itemize) ▶ NET UNREALIZED LOSSES ON INVESTMENTS	5	15,323,079.
6	Total net assets or fund balances at end of year (line 4 minus line 5) - Part II, column (b), line 30	6	146,832,248.

Part IV Capital Gains and Losses for Tax on Investment Income

(a) List and describe the kind(s) of property sold (e.g., real estate, 2-story brick warehouse; or common stock, 200 shs. MLC Co.)	(b) How acquired P - Purchase D - Donation	(c) Date acquired (mo., day, yr)	(d) Date sold (mo., day, yr.)
1a PUBLICLY TRADED SECURITIES	P		
b PARTNERSHIP CAPITAL GAINS	P		
c			
d			
e			

(e) Gross sales price	(f) Depreciation allowed (or allowable)	(g) Cost or other basis plus expense of sale	(h) Gain or (loss) (e) plus (f) minus (g)
a 101,962,869.		89,261,537.	12,701,332.
b 604,691.			604,691.
c			
d			
e			

Complete only for assets showing gain in column (h) and owned by the foundation on 12/31/69			(l) Gains (Col. (h) gain minus col. (k), but not less than -0-) or Losses (from col. (h))
(i) F.M.V. as of 12/31/69	(j) Adjusted basis as of 12/31/69	(k) Excess of col. (i) over col. (j), if any	
a			12,701,332.
b			604,691.
c			
d			
e			

2 Capital gain net income or (net capital loss)	{ If gain, also enter in Part I, line 7 If (loss), enter -0- in Part I, line 7	2	13,306,023.
3 Net short-term capital gain or (loss) as defined in sections 1222(5) and (6): If gain, also enter in Part I, line 8, column (c). If (loss), enter -0- in Part I, line 8		3	N/A

Part V Qualification Under Section 4940(e) for Reduced Tax on Net Investment Income

(For optional use by domestic private foundations subject to the section 4940(a) tax on net investment income)

If section 4940(d)(2) applies, leave this part blank.

Was the foundation liable for the section 4942 tax on the distributable amount of any year in the base period?

Yes No

If "Yes," the foundation does not qualify under section 4940(e). Do not complete this part.

1 Enter the appropriate amount in each column for each year; see the instructions before making any entries.

(a) Base period years Calendar year (or tax year beginning in)	(b) Adjusted qualifying distributions	(c) Net value of noncharitable-use assets	(d) Distribution ratio (col. (b) divided by col. (c))
2014	7,031,502.	156,012,571.	.045070
2013	6,519,082.	143,927,217.	.045294
2012	6,385,527.	131,665,698.	.048498
2011	6,080,122.	131,060,650.	.046392
2010	5,716,490.	121,521,790.	.047041

2 Total of line 1, column (d)	2	.232295
3 Average distribution ratio for the 5-year base period - divide the total on line 2 by 5, or by the number of years the foundation has been in existence if less than 5 years	3	.046459
4 Enter the net value of noncharitable-use assets for 2015 from Part X, line 5	4	154,153,638.
5 Multiply line 4 by line 3	5	7,161,824.
6 Enter 1% of net investment income (1% of Part I, line 27b)	6	151,457.
7 Add lines 5 and 6	7	7,313,281.
8 Enter qualifying distributions from Part XII, line 4	8	7,556,106.

If line 8 is equal to or greater than line 7, check the box in Part VI, line 1b, and complete that part using a 1% tax rate. See the Part VI instructions.

Part VI Excise Tax Based on Investment Income (Section 4940(a), 4940(b), 4940(e), or 4948 - see instructions)

1a	Exempt operating foundations described in section 4940(d)(2), check here <input type="checkbox"/> and enter "N/A" on line 1. Date of ruling or determination letter: _____ (attach copy of letter if necessary-see instructions)		
b	Domestic foundations that meet the section 4940(e) requirements in Part V, check here <input checked="" type="checkbox"/> and enter 1% of Part I, line 27b	1	151,457.
c	All other domestic foundations enter 2% of line 27b. Exempt foreign organizations enter 4% of Part I, line 12, col. (b).		
2	Tax under section 511 (domestic section 4947(a)(1) trusts and taxable foundations only. Others enter -0-)	2	0.
3	Add lines 1 and 2	3	151,457.
4	Subtitle A (income) tax (domestic section 4947(a)(1) trusts and taxable foundations only. Others enter -0-)	4	0.
5	Tax based on investment income. Subtract line 4 from line 3. If zero or less, enter -0-	5	151,457.
6	Credits/Payments.		
6a	2015 estimated tax payments and 2014 overpayment credited to 2015	6a	207,000.
6b	Exempt foreign organizations - tax withheld at source	6b	
6c	Tax paid with application for extension of time to file (Form 8868)	6c	
6d	Backup withholding erroneously withheld	6d	
7	Total credits and payments. Add lines 6a through 6d	7	207,000.
8	Enter any penalty for underpayment of estimated tax. Check here <input checked="" type="checkbox"/> if Form 2220 is attached	8	
9	Tax due. If the total of lines 5 and 8 is more than line 7, enter amount owed	9	
10	Overpayment. If line 7 is more than the total of lines 5 and 8, enter the amount overpaid	10	55,543.
11	Enter the amount of line 10 to be: Credited to 2016 estimated tax <input type="checkbox"/> 55,543. Refunded <input checked="" type="checkbox"/>	11	0.

Part VII-A Statements Regarding Activities

	Yes	No
1a		X
1b		X
1c		X
2		X
3		X
4a	X	
4b	X	
5		X
6	X	
7	X	
8a		
8b	X	
9		X
10		X

Part VII-A Statements Regarding Activities (continued)

Table with 3 columns: Question, Yes, No. Rows 11-16 containing questions about controlled entities, distributions, public inspection requirements, and foreign country interests.

Part VII-B Statements Regarding Activities for Which Form 4720 May Be Required

File Form 4720 if any item is checked in the "Yes" column, unless an exception applies.

Table with 3 columns: Question, Yes, No. Rows 1a-4b containing questions about disqualifying activities, undistributed income, and business holdings.

Part VII-B Statements Regarding Activities for Which Form 4720 May Be Required (continued)

5a During the year did the foundation pay or incur any amount to:

(1) Carry on propaganda, or otherwise attempt to influence legislation (section 4945(e))? Yes No

(2) Influence the outcome of any specific public election (see section 4955); or to carry on, directly or indirectly, any voter registration drive? Yes No

(3) Provide a grant to an individual for travel, study, or other similar purposes? Yes No

(4) Provide a grant to an organization other than a charitable, etc., organization described in section 4945(d)(4)(A)? (see instructions) Yes No

(5) Provide for any purpose other than religious, charitable, scientific, literary, or educational purposes, or for the prevention of cruelty to children or animals? Yes No

b If any answer is "Yes" to 5a(1)-(5), did any of the transactions fail to qualify under the exceptions described in Regulations section 53.4945 or in a current notice regarding disaster assistance (see instructions)? Yes No
 Organizations relying on a current notice regarding disaster assistance check here N/A

c If the answer is "Yes" to question 5a(4), does the foundation claim exemption from the tax because it maintained expenditure responsibility for the grant? Yes No
 If "Yes," attach the statement required by Regulations section 53.4945-5(d) N/A

6a Did the foundation, during the year, receive any funds, directly or indirectly, to pay premiums on a personal benefit contract? Yes No

b Did the foundation, during the year, pay premiums, directly or indirectly, on a personal benefit contract? Yes No
 If "Yes" to 6b, file Form 8870

7a At any time during the tax year, was the foundation a party to a prohibited tax shelter transaction? Yes No

b If "Yes," did the foundation receive any proceeds or have any net income attributable to the transaction? Yes No

Part VIII Information About Officers, Directors, Trustees, Foundation Managers, Highly Paid Employees, and Contractors

1 List all officers, directors, trustees, foundation managers and their compensation.

(a) Name and address	(b) Title, and average hours per week devoted to position	(c) Compensation (If not paid, enter -0-)	(d) Contributions to employee benefit plans and deferred compensation	(e) Expense account, other allowances
SEE STATEMENT 11		0.	0.	0.

2 Compensation of five highest-paid employees (other than those included on line 1). If none, enter "NONE."

(a) Name and address of each employee paid more than \$50,000	(b) Title, and average hours per week devoted to position	(c) Compensation	(d) Contributions to employee benefit plans and deferred compensation	(e) Expense account, other allowances
NONE				

Total number of other employees paid over \$50,000 0

Part VIII Information About Officers, Directors, Trustees, Foundation Managers, Highly Paid Employees, and Contractors (continued)

3 Five highest-paid independent contractors for professional services. If none, enter "NONE."

(a) Name and address of each person paid more than \$50,000	(b) Type of service	(c) Compensation
THE SAINT PAUL FOUNDATION - 101 FIFTH STREET EAST, SUITE 2400, ST. PAUL, MN 55101	ADMINISTRATIVE AND INVESTMENT SERVICES	438,176.
SIT INVESTMENT ASSOCIATES - 80 SOUTH EIGHTH STREET, 3300 IDS CENTER, MINNEAPOLIS, MN 554	INVESTMENT MANAGEMENT	183,027.
LOOMIS SAYLES & COMPANY PO BOX 7247-6804, PHILADELPHIA, PA 19170	INVESTMENT CONSULTANT	107,189.
DEMARCHE ASSOCIATES PO BOX 7027, KANSAS CITY, MO 64113	INVESTMENT CONSULTANT	86,275.
FIDUCIARY MANAGEMENT INC. - 100 EAST WISCONSIN AVENUE, SUITE 2200, MILWAUKEE, WI	INVESTMENT CONSULTANT	73,244.
Total number of others receiving over \$50,000 for professional services		1

Part IX-A Summary of Direct Charitable Activities

List the foundation's four largest direct charitable activities during the tax year. Include relevant statistical information such as the number of organizations and other beneficiaries served, conferences convened, research papers produced, etc.

	Expenses
1 N/A	
2	
3	
4	

Part IX-B Summary of Program-Related Investments

Describe the two largest program-related investments made by the foundation during the tax year on lines 1 and 2.

	Amount
1 N/A	
2	
3 All other program-related investments. See instructions.	
Total. Add lines 1 through 3	0.

Part X

Minimum Investment Return (All domestic foundations must complete this part. Foreign foundations, see instructions.)

1 Fair market value of assets not used (or held for use) directly in carrying out charitable, etc., purposes:			
a	Average monthly fair market value of securities	1a	146,713,749.
b	Average of monthly cash balances	1b	9,787,406.
c	Fair market value of all other assets	1c	
d	Total (add lines 1a, b, and c)	1d	156,501,155.
e	Reduction claimed for blockage or other factors reported on lines 1a and 1c (attach detailed explanation)	1e	0.
2	Acquisition indebtedness applicable to line 1 assets	2	0.
3	Subtract line 2 from line 1d	3	156,501,155.
4	Cash deemed held for charitable activities. Enter 1 1/2% of line 3 (for greater amount, see instructions)	4	2,347,517.
5	Net value of noncharitable-use assets. Subtract line 4 from line 3. Enter here and on Part V, line 4	5	154,153,638.
6	Minimum investment return. Enter 5% of line 5	6	7,707,682.

Part XI

Distributable Amount (see instructions) (Section 4942(j)(3) and (j)(5) private operating foundations and certain foreign organizations check here and do not complete this part.)

1	Minimum investment return from Part X, line 6	1	7,707,682.
2a	Tax on investment income for 2015 from Part VI, line 5	2a	151,457.
b	Income tax for 2015. (This does not include the tax from Part VI)	2b	
c	Add lines 2a and 2b	2c	151,457.
3	Distributable amount before adjustments. Subtract line 2c from line 1	3	7,556,225.
4	Recoveries of amounts treated as qualifying distributions	4	75,565.
5	Add lines 3 and 4	5	7,631,790.
6	Deduction from distributable amount (see instructions)	6	0.
7	Distributable amount as adjusted. Subtract line 6 from line 5. Enter here and on Part XIII, line 1	7	7,631,790.

Part XII

Qualifying Distributions (see instructions)

1 Amounts paid (including administrative expenses) to accomplish charitable, etc., purposes:			
a	Expenses, contributions, gifts, etc. - total from Part I, column (d), line 26	1a	7,556,106.
b	Program-related investments - total from Part IX-B	1b	0.
2	Amounts paid to acquire assets used (or held for use) directly in carrying out charitable, etc., purposes	2	
3	Amounts set aside for specific charitable projects that satisfy the:		
a	Suitability test (prior IRS approval required)	3a	
b	Cash distribution test (attach the required schedule)	3b	
4	Qualifying distributions. Add lines 1a through 3b. Enter here and on Part V, line 8, and Part XIII, line 4	4	7,556,106.
5	Foundations that qualify under section 4940(e) for the reduced rate of tax on net investment income. Enter 1% of Part I, line 27b	5	151,457.
6	Adjusted qualifying distributions. Subtract line 5 from line 4	6	7,404,649.

Note The amount on line 6 will be used in Part V, column (b), in subsequent years when calculating whether the foundation qualifies for the section 4940(e) reduction of tax in those years.

Part XIII Undistributed Income (see instructions)

	(a) Corpus	(b) Years prior to 2014	(c) 2014	(d) 2015
1 Distributable amount for 2015 from Part XI, line 7				7,631,790.
2 Undistributed income, if any, as of the end of 2015				
a Enter amount for 2014 only			7,491,767.	
b Total for prior years		0.		
3 Excess distributions carryover, if any, to 2015:				
a From 2010				
b From 2011				
c From 2012				
d From 2013				
e From 2014				
f Total of lines 3a through e	0.			
4 Qualifying distributions for 2015 from Part XII, line 4: ▶ \$ 7,556,106.				
a Applied to 2014, but not more than line 2a			7,491,767.	
b Applied to undistributed income of prior years (Election required - see instructions)		0.		
c Treated as distributions out of corpus (Election required - see instructions)	0.			
d Applied to 2015 distributable amount				64,339.
e Remaining amount distributed out of corpus	0.			
5 Excess distributions carryover applied to 2015 (If an amount appears in column (d), the same amount must be shown in column (a))	0.			0.
6 Enter the net total of each column as indicated below:				
a Corpus Add lines 3f, 4c, and 4e Subtract line 5	0.			
b Prior years' undistributed income. Subtract line 4b from line 2b		0.		
c Enter the amount of prior years' undistributed income for which a notice of deficiency has been issued, or on which the section 4942(a) tax has been previously assessed		0.		
d Subtract line 6c from line 6b. Taxable amount - see instructions		0.		
e Undistributed income for 2014. Subtract line 4a from line 2a. Taxable amount - see instr.			0.	
f Undistributed income for 2015. Subtract lines 4d and 5 from line 1. This amount must be distributed in 2016				7,567,451.
7 Amounts treated as distributions out of corpus to satisfy requirements imposed by section 170(b)(1)(F) or 4942(g)(3) (Election may be required - see instructions)	0.			
8 Excess distributions carryover from 2010 not applied on line 5 or line 7	0.			
9 Excess distributions carryover to 2016. Subtract lines 7 and 8 from line 6a	0.			
10 Analysis of line 9:				
a Excess from 2011				
b Excess from 2012				
c Excess from 2013				
d Excess from 2014				
e Excess from 2015				

Part XIV Private Operating Foundations (see instructions and Part VII-A, question 9) N/A

1 a If the foundation has received a ruling or determination letter that it is a private operating foundation, and the ruling is effective for 2015, enter the date of the ruling ▶

b Check box to indicate whether the foundation is a private operating foundation described in section 4942(j)(3) or 4942(j)(5)

	Tax year		Prior 3 years		(e) Total
	(a) 2015	(b) 2014	(c) 2013	(d) 2012	
2 a Enter the lesser of the adjusted net income from Part I or the minimum investment return from Part X for each year listed					
b 85% of line 2a					
c Qualifying distributions from Part XII, line 4 for each year listed					
d Amounts included in line 2c not used directly for active conduct of exempt activities					
e Qualifying distributions made directly for active conduct of exempt activities. Subtract line 2d from line 2c					
3 Complete 3a, b, or c for the alternative test relied upon.					
a "Assets" alternative test - enter:					
(1) Value of all assets					
(2) Value of assets qualifying under section 4942(j)(3)(B)(i)					
b "Endowment" alternative test - enter 2/3 of minimum investment return shown in Part X, line 6 for each year listed					
c "Support" alternative test - enter:					
(1) Total support other than gross investment income (interest, dividends, rents, payments on securities loans (section 512(a)(5)), or royalties)					
(2) Support from general public and 5 or more exempt organizations as provided in section 4942(j)(3)(B)(iii)					
(3) Largest amount of support from an exempt organization					
(4) Gross investment income					

Part XV Supplementary Information (Complete this part only if the foundation had \$5,000 or more in assets at any time during the year-see instructions.)

1 **Information Regarding Foundation Managers:**
 a List any managers of the foundation who have contributed more than 2% of the total contributions received by the foundation before the close of any tax year (but only if they have contributed more than \$5,000). (See section 507(d)(2).)

NONE

b List any managers of the foundation who own 10% or more of the stock of a corporation (or an equally large portion of the ownership of a partnership or other entity) of which the foundation has a 10% or greater interest.

NONE

2 **Information Regarding Contribution, Grant, Gift, Loan, Scholarship, etc., Programs:**
 Check here if the foundation only makes contributions to preselected charitable organizations and does not accept unsolicited requests for funds. If the foundation makes gifts, grants, etc. (see instructions) to individuals or organizations under other conditions, complete items 2a, b, c, and d.

a The name, address, and telephone number or e-mail address of the person to whom applications should be addressed:
SEE STATEMENT 12

b The form in which applications should be submitted and information and materials they should include:
SEE STATEMENT 12

c Any submission deadlines:
SEE STATEMENT 12

d Any restrictions or limitations on awards, such as by geographical areas, charitable fields, kinds of institutions, or other factors:
SEE STATEMENT 12

Part XV Supplementary Information (continued)

3 Grants and Contributions Paid During the Year or Approved for Future Payment				
Recipient	If recipient is an individual, show any relationship to any foundation manager or substantial contributor	Foundation status of recipient	Purpose of grant or contribution	Amount
Name and address (home or business)				
a Paid during the year				
SEE STATEMENT 13	NONE	501(C)(3)	VARIOUS	7,106,189.
Total				7,106,189.
b Approved for future payment				
SEE STATEMENT 13	NONE	501(C)(3)	VARIOUS	2,659,500.
Total				2,659,500.

Part XVI-A Analysis of Income-Producing Activities

Enter gross amounts unless otherwise indicated.	Unrelated business income		Excluded by section 512, 513, or 514		(e) Related or exempt function income
	(a) Business code	(b) Amount	(c) Exclu- sion code	(d) Amount	
1 Program service revenue.					
a _____					
b _____					
c _____					
d _____					
e _____					
f _____					
g Fees and contracts from government agencies					
2 Membership dues and assessments					
3 Interest on savings and temporary cash investments					
4 Dividends and interest from securities			14	2,644,375.	
5 Net rental income or (loss) from real estate:					
a Debt-financed property					
b Not debt-financed property					
6 Net rental income or (loss) from personal property					
7 Other investment income					
8 Gain or (loss) from sales of assets other than inventory			18	12,701,332.	
9 Net income or (loss) from special events					
10 Gross profit or (loss) from sales of inventory					
11 Other revenue.					
a UBI LOSS FROM INVESTMENT					
b PARTNERSHIPS	523000	-33,674.	14	33,674.	
c _____					
d _____					
e _____					
12 Subtotal. Add columns (b), (d), and (e)		-33,674.		15,379,381.	0.
13 Total. Add line 12, columns (b), (d), and (e)				13	15,345,707.

(See worksheet in line 13 instructions to verify calculations.)

Part XVI-B Relationship of Activities to the Accomplishment of Exempt Purposes

Line No.	Explain below how each activity for which income is reported in column (e) of Part XVI-A contributed importantly to the accomplishment of the foundation's exempt purposes (other than by providing funds for such purposes).
▼	

Part XVII Information Regarding Transfers To and Transactions and Relationships With Noncharitable Exempt Organizations

- 1 Did the organization directly or indirectly engage in any of the following with any other organization described in section 501(c) of the Code... a Transfers from the reporting foundation to a noncharitable exempt organization of: (1) Cash, (2) Other assets, b Other transactions: (1) Sales of assets to a noncharitable exempt organization, (2) Purchases of assets from a noncharitable exempt organization, (3) Rental of facilities, equipment, or other assets, (4) Reimbursement arrangements, (5) Loans or loan guarantees, (6) Performance of services or membership or fundraising solicitations, c Sharing of facilities, equipment, mailing lists, other assets, or paid employees, d If the answer to any of the above is "Yes," complete the following schedule...

Table with 4 columns: (a) Line no, (b) Amount involved, (c) Name of noncharitable exempt organization, (d) Description of transfers, transactions, and sharing arrangements. Row 1: N/A.

2a Is the foundation directly or indirectly affiliated with, or related to, one or more tax-exempt organizations described in section 501(c) of the Code (other than section 501(c)(3)) or in section 527? [] Yes [X] No

Table with 3 columns: (a) Name of organization, (b) Type of organization, (c) Description of relationship. Row 1: N/A.

Sign Here Under penalties of perjury, I declare that I have examined this return, including accompanying schedules and statements, and to the best of my knowledge and belief, it is true, correct, and complete Declaration of preparer (other than taxpayer) is based on all information of which preparer has any knowledge. Signature: [Handwritten Signature], Date: 10/31/16, Title: TREASURER. May the IRS discuss this return with the preparer shown below (see instr.)? [X] Yes [] No

Paid Preparer Use Only Print/Type preparer's name: GEORGIA AKINS, Preparer's signature: [Handwritten Signature], Date: 10/27/16, Check [] if self-employed, PTIN: P00950359, Firm's name: AKINS HENKE AND COMPANY, Firm's EIN: 46-3220328, Firm's address: 600 INWOOD AVENUE NORTH, SUITE 160 OAKDALE, MN 55128, Phone no. 651-636-3806

Schedule B
(Form 990, 990-EZ,
or 990-PF)

Department of the Treasury
Internal Revenue Service

Schedule of Contributors

▶ Attach to Form 990, Form 990-EZ, or Form 990-PF.
▶ Information about Schedule B (Form 990, 990-EZ, or 990-PF) and
its instructions is at www.irs.gov/form990.

OMB No 1545-0047

2015

Name of the organization

F.R. BIGELOW FOUNDATION

Employer identification number

51-0232651

Organization type (check one)

Filers of:

Section:

Form 990 or 990-EZ

501(c)() (enter number) organization

4947(a)(1) nonexempt charitable trust **not** treated as a private foundation

527 political organization

Form 990-PF

501(c)(3) exempt private foundation

4947(a)(1) nonexempt charitable trust treated as a private foundation

501(c)(3) taxable private foundation

Check if your organization is covered by the **General Rule** or a **Special Rule**.

Note. Only a section 501(c)(7), (8), or (10) organization can check boxes for both the General Rule and a Special Rule. See instructions.

General Rule

For an organization filing Form 990, 990-EZ, or 990-PF that received, during the year, contributions totaling \$5,000 or more (in money or property) from any one contributor. Complete Parts I and II. See instructions for determining a contributor's total contributions.

Special Rules

For an organization described in section 501(c)(3) filing Form 990 or 990-EZ that met the 33 1/3% support test of the regulations under sections 509(a)(1) and 170(b)(1)(A)(vi), that checked Schedule A (Form 990 or 990-EZ), Part II, line 13, 16a, or 16b, and that received from any one contributor, during the year, total contributions of the greater of (1) \$5,000 or (2) 2% of the amount on (i) Form 990, Part VIII, line 1h, or (ii) Form 990-EZ, line 1. Complete Parts I and II.

For an organization described in section 501(c)(7), (8), or (10) filing Form 990 or 990-EZ that received from any one contributor, during the year, total contributions of more than \$1,000 *exclusively* for religious, charitable, scientific, literary, or educational purposes, or for the prevention of cruelty to children or animals. Complete Parts I, II, and III.

For an organization described in section 501(c)(7), (8), or (10) filing Form 990 or 990-EZ that received from any one contributor, during the year, contributions *exclusively* for religious, charitable, etc., purposes, but no such contributions totaled more than \$1,000. If this box is checked, enter here the total contributions that were received during the year for an *exclusively* religious, charitable, etc., purpose. Do not complete any of the parts unless the **General Rule** applies to this organization because it received *nonexclusively* religious, charitable, etc., contributions totaling \$5,000 or more during the year. ▶ \$ _____

Caution. An organization that is not covered by the General Rule and/or the Special Rules does not file Schedule B (Form 990, 990-EZ, or 990-PF), but it **must** answer "No" on Part IV, line 2, of its Form 990, or check the box on line H of its Form 990-EZ or on its Form 990-PF, Part I, line 2, to certify that it does not meet the filing requirements of Schedule B (Form 990, 990-EZ, or 990-PF).

LHA For Paperwork Reduction Act Notice, see the Instructions for Form 990, 990-EZ, or 990-PF. Schedule B (Form 990, 990-EZ, or 990-PF) (2015)

Name of organization F.R. BIGELOW FOUNDATION	Employer identification number 51-0232651
--	---

Part I Contributors (see instructions) Use duplicate copies of Part I if additional space is needed

(a) No.	(b) Name, address, and ZIP + 4	(c) Total contributions	(d) Type of contribution
1	SIT INVESTMENTS 3300 IDS CENTER, 80 SOUTH 8TH STREET MINNEAPOLIS, MN 55402	\$ 29,280.	Person <input checked="" type="checkbox"/> Payroll <input type="checkbox"/> Noncash <input type="checkbox"/> (Complete Part II for noncash contributions)
		\$ _____	Person <input type="checkbox"/> Payroll <input type="checkbox"/> Noncash <input type="checkbox"/> (Complete Part II for noncash contributions)
		\$ _____	Person <input type="checkbox"/> Payroll <input type="checkbox"/> Noncash <input type="checkbox"/> (Complete Part II for noncash contributions)
		\$ _____	Person <input type="checkbox"/> Payroll <input type="checkbox"/> Noncash <input type="checkbox"/> (Complete Part II for noncash contributions)
		\$ _____	Person <input type="checkbox"/> Payroll <input type="checkbox"/> Noncash <input type="checkbox"/> (Complete Part II for noncash contributions)
		\$ _____	Person <input type="checkbox"/> Payroll <input type="checkbox"/> Noncash <input type="checkbox"/> (Complete Part II for noncash contributions)

Name of organization F.R. BIGELOW FOUNDATION	Employer identification number 51-0232651
--	---

Part II Noncash Property (see instructions) Use duplicate copies of Part II if additional space is needed

(a) No. from Part I	(b) Description of noncash property given	(c) FMV (or estimate) (see instructions)	(d) Date received
		\$ _____	
		\$ _____	
		\$ _____	
		\$ _____	
		\$ _____	
		\$ _____	
		\$ _____	

Name of organization F.R. BIGELOW FOUNDATION	Employer identification number 51-0232651
--	---

Part III Exclusively religious, charitable, etc., contributions to organizations described in section 501(c)(7), (8), or (10) that total more than \$1,000 for the year from any one contributor. Complete columns (a) through (e) and the following line entry. For organizations completing Part III, enter the total of exclusively religious, charitable, etc., contributions of \$1,000 or less for the year (Enter this info once) ▶ \$ _____
Use duplicate copies of Part III if additional space is needed

(a) No. from Part I	(b) Purpose of gift	(c) Use of gift	(d) Description of how gift is held

(e) Transfer of gift	
Transferee's name, address, and ZIP + 4	Relationship of transferor to transferee

(a) No. from Part I	(b) Purpose of gift	(c) Use of gift	(d) Description of how gift is held

(e) Transfer of gift	
Transferee's name, address, and ZIP + 4	Relationship of transferor to transferee

(a) No. from Part I	(b) Purpose of gift	(c) Use of gift	(d) Description of how gift is held

(e) Transfer of gift	
Transferee's name, address, and ZIP + 4	Relationship of transferor to transferee

(a) No. from Part I	(b) Purpose of gift	(c) Use of gift	(d) Description of how gift is held

(e) Transfer of gift	
Transferee's name, address, and ZIP + 4	Relationship of transferor to transferee

FORM 990-PF GAIN OR (LOSS) FROM SALE OF ASSETS STATEMENT 1

(A) DESCRIPTION OF PROPERTY	(B) GROSS SALES PRICE	(C) COST OR OTHER BASIS	(D) EXPENSE OF SALE	MANNER ACQUIRED (E) DEPREC.	DATE ACQUIRED	DATE SOLD (F) GAIN OR LOSS
PUBLICLY TRADED SECURITIES				PURCHASED		
	101,962,869.	89,261,537.	0.			12,701,332.

(A) DESCRIPTION OF PROPERTY	(B) GROSS SALES PRICE	(C) COST OR OTHER BASIS	(D) EXPENSE OF SALE	MANNER ACQUIRED (E) DEPREC.	DATE ACQUIRED	DATE SOLD (F) GAIN OR LOSS
PARTNERSHIP CAPITAL GAINS				PURCHASED		
	604,691.	604,691.	0.			0.

CAPITAL GAINS DIVIDENDS FROM PART IV 0.

TOTAL TO FORM 990-PF, PART I, LINE 6A 12,701,332.

FORM 990-PF DIVIDENDS AND INTEREST FROM SECURITIES STATEMENT 2

SOURCE	GROSS AMOUNT	CAPITAL GAINS DIVIDENDS	(A) REVENUE PER BOOKS	(B) NET INVESTMENT INCOME	(C) ADJUSTED NET INCOME
DIVIDENDS	733,802.	0.	733,802.	760,897.	
INTEREST	1,910,573.	0.	1,910,573.	1,953,404.	
TO PART I, LINE 4	2,644,375.	0.	2,644,375.	2,714,301.	

FORM 990-PF ACCOUNTING FEES STATEMENT 3

DESCRIPTION	(A) EXPENSES PER BOOKS	(B) NET INVEST- MENT INCOME	(C) ADJUSTED NET INCOME	(D) CHARITABLE PURPOSES
AUDIT AND TAX PREPARATION	14,934.	0.		14,934.
TO FORM 990-PF, PG 1, LN 16B	14,934.	0.		14,934.

FORM 990-PF OTHER PROFESSIONAL FEES STATEMENT 4

DESCRIPTION	(A) EXPENSES PER BOOKS	(B) NET INVEST- MENT INCOME	(C) ADJUSTED NET INCOME	(D) CHARITABLE PURPOSES
INVESTMENT FEES	567,859.	567,859.		0.
TSPF INVESTMENT SERVICES	62,058.	62,058.		0.
PROGRAM CONSULTANTS	13,500.	0.		13,500.
TO FORM 990-PF, PG 1, LN 16C	643,417.	629,917.		13,500.

FORM 990-PF TAXES STATEMENT 5

DESCRIPTION	(A) EXPENSES PER BOOKS	(B) NET INVEST- MENT INCOME	(C) ADJUSTED NET INCOME	(D) CHARITABLE PURPOSES
FOREIGN TAXES	28.	1,487.		0.
DEFERRED EXCISE TAX AND EXCISE TAX EXPENSE	-83,438.	0.		0.
TO FORM 990-PF, PG 1, LN 18	-83,410.	1,487.		0.

FORM 990-PF	OTHER EXPENSES	STATEMENT	6
-------------	----------------	-----------	---

DESCRIPTION	(A) EXPENSES PER BOOKS	(B) NET INVEST- MENT INCOME	(C) ADJUSTED NET INCOME	(D) CHARITABLE PURPOSES
TSPF ADMINISTRATIVE SERVICES	376,118.	0.		400,660.
INSURANCE	7,034.	0.		7,034.
INTERNET WEBSITE AND DESIGN	3,100.	0.		3,100.
ANNUAL REPORT	1,332.	0.		1,332.
BOARD DINNER	9,357.	0.		9,357.
INVESTMENT EXPENSES - PARTNERSHIPS	0.	273,960.		0.
TO FORM 990-PF, PG 1, LN 23	396,941.	273,960.		421,483.

FORM 990-PF	CORPORATE STOCK	STATEMENT	7
-------------	-----------------	-----------	---

DESCRIPTION	BOOK VALUE	FAIR MARKET VALUE
U.S. COMMON STOCK - SEE STATEMENT 14	20,899,116.	20,899,116.
FOREIGN STOCKS - SEE STATEMENT 14	2,682,231.	2,682,231.
U.S. AND FOREIGN MUTUAL FUNDS - SEE STATEMENT 14	51,283,369.	51,283,369.
TOTAL TO FORM 990-PF, PART II, LINE 10B	74,864,716.	74,864,716.

FORM 990-PF	OTHER INVESTMENTS	STATEMENT	8
-------------	-------------------	-----------	---

DESCRIPTION	VALUATION METHOD	BOOK VALUE	FAIR MARKET VALUE
RREEF AMERICAN REIT II/III - SEE STATEMENT 14	FMV	12,978,048.	12,978,048.
PARTNERSHIPS & JOINT VENTURES - SEE STATEMENT 14	FMV	16,644,977.	16,644,977.
FIXED INCOME COLLECTIVE FUND	FMV	22,567,051.	22,567,051.
HEDGE FUND OF FUNDS	FMV	12,074,978.	12,074,978.
ENERGY INFRASTRUCTURE COLLECTIVE FUND	FMV	7,500,000.	7,500,000.
TOTAL TO FORM 990-PF, PART II, LINE 13		71,765,054.	71,765,054.

FORM 990-PF OTHER ASSETS STATEMENT 9

DESCRIPTION	BEGINNING OF YR BOOK VALUE	END OF YEAR BOOK VALUE	FAIR MARKET VALUE
INTEREST AND DIVIDENDS RECEIVABLE	467,787.	142,287.	142,287.
PREPAID TAX ASSET	0.	59,842.	59,842.
TOTAL TO FORM 990-PF, PART II, LINE 15	467,787.	202,129.	202,129.

FORM 990-PF OTHER LIABILITIES STATEMENT 10

DESCRIPTION	BOY AMOUNT	EOY AMOUNT
DEFERRED EXCISE TAX PAYABLE	354,298.	132,010.
FEDERAL EXCISE TAX PAYABLE	53,829.	0.
TOTAL TO FORM 990-PF, PART II, LINE 22	408,127.	132,010.

FORM 990-PF

PART VIII - LIST OF OFFICERS, DIRECTORS
TRUSTEES AND FOUNDATION MANAGERS

STATEMENT 11

NAME AND ADDRESS	TITLE AND AVRG HRS/WK	COMPEN- SATION	EMPLOYEE BEN PLAN CONTRIB	EXPENSE ACCOUNT
DR. RICHARD B. HEYDINGER 101 FIFTH STREET EAST, SUITE 2400 ST. PAUL, MN 55101	TRUSTEE 0.25	0.	0.	0.
PETER F. JACKSON 101 FIFTH STREET EAST, SUITE 2400 ST. PAUL, MN 55101	CHAIR 0.25	0.	0.	0.
HEIDI R. GESELL 101 FIFTH STREET EAST, SUITE 2400 ST. PAUL, MN 55101	TREASURER 0.25	0.	0.	0.
WILLIAM L. COLLINS 101 FIFTH STREET EAST, SUITE 2400 ST. PAUL, MN 55101	TRUSTEE 0.25	0.	0.	0.
TERRY DEVITT 101 FIFTH STREET EAST, SUITE 2400 ST. PAUL, MN 55101	TRUSTEE 0.25	0.	0.	0.
MARI OYANAGI EGGUM 101 FIFTH STREET EAST, SUITE 2400 ST. PAUL, MN 55101	TRUSTEE 0.25	0.	0.	0.
GLENN E. JOHNSON 101 FIFTH STREET EAST, SUITE 2400 ST. PAUL, MN 55101	TRUSTEE 0.25	0.	0.	0.
JUDITH A. KISHEL 101 FIFTH STREET EAST, SUITE 2400 ST. PAUL, MN 55101	TRUSTEE 0.25	0.	0.	0.
TERRI THAO 101 FIFTH STREET EAST, SUITE 2400 ST. PAUL, MN 55101	TRUSTEE 0.25	0.	0.	0.
PAUL WILLIAMS 101 FIFTH STREET EAST, SUITE 2400 ST. PAUL, MN 55101	TRUSTEE 0.25	0.	0.	0.
GLORIA PEREZ 101 FIFTH STREET EAST, SUITE 2400 ST. PAUL, MN 55101	VICE CHAIR 0.25	0.	0.	0.

F.R. BIGELOW FOUNDATION

51-0232651

SUSAN J. SANDS	TRUSTEE			
101 FIFTH STREET EAST, SUITE 2400	0.25	0.	0.	0.
ST. PAUL, MN 55101				

TOTALS INCLUDED ON 990-PF, PAGE 6, PART VIII		0.	0.	0.
--	--	----	----	----

F. R. BIGELOW FOUNDATION

An affiliate of Minnesota Philanthropy Partners

Statement 12
Form 990-PF
Part XV, Line 2
Page 1 of 2

GUIDELINES FOR GRANT APPLICATIONS

The F. R. Bigelow Foundation will consider grant applications from nonprofit organizations and public entities with a particular emphasis on helping to initiate and sustain programs serving disadvantaged people and communities where funding from the F. R. Bigelow Foundation will have significant impact. Primary areas of interest are human services, community and economic development, education, health care and the arts.

The F. R. Bigelow Foundation's primary geographic focus for grantmaking is the Greater Saint Paul metropolitan area, which includes Ramsey, Washington and Dakota counties, with a particular emphasis on serving people who live or work in the City of Saint Paul.

THE FOUNDATION **WILL CONSIDER** GRANT APPLICATIONS FOR:

- Program expansions or special projects of a time limited nature.
- Support for established programs or organizations that have temporary or transitional operating needs.
- Start-up costs for promising new programs relevant to community needs.
- Funds to match contributions received from other sources or to leverage new or increased contributions.
- Capital projects that generate important economic impact for the community.

THE FOUNDATION **WILL NOT CONSIDER** GRANT APPLICATIONS FOR:

- Regular annual operating support.
- Sectarian religious programs.
- Grants to individuals.
- Medical research.

Application Procedures

Prior to submitting a grant request, applicants should obtain the Foundation's Application Packet, which includes the Grant Application Cover Sheet, Proposal Narrative Guidelines, Proposal Checklist, and optional Organization and Project or Program Budget Forms. This information is available in downloadable file format from the Foundation's website at frbigelow.org.

To see if a project fits the guidelines and interests of the Foundation, applicants may submit a letter of inquiry describing the proposed project prior to preparing a full proposal. This letter should be limited to two to three pages, with less detail than a full proposal, and address the information included in the Narrative Guidelines.

LETTERS OF INQUIRY AND FULL PROPOSALS MUST BE SUBMITTED IN WRITING AND SHOULD BE ADDRESSED TO:

Grants Administration Manager
F. R. Bigelow Foundation
101 Fifth Street East, Suite 2400
Saint Paul, MN 55101-1800

Proposals will not be returned to the applicant. Please submit only one copy. Do not send applications in binders or folders, or include videotapes, audiotapes, CDs or DVDs. Acceptance for review by the Foundation, of either a letter of inquiry or a full proposal, does not ensure that a grant will be awarded.

The F. R. Bigelow Foundation's grantmaking meetings are held in April, August and November. Generally, full proposals must be received approximately three and one-half months prior to a meeting date. Applications that are not adequately reviewed in time for one grantmaking meeting are carried forward to the next one. Please contact the Foundation at 651.224.5463 or e-mail inbox@frbigelow.org with any questions about grant applications.

The F. R. Bigelow Foundation's IRS Form 990-PF is available upon request.

The F R Bigelow Foundation
 EIN 51-0232651
 Grant Commitment Scheudle
 December 31, 2015
 Statement 13
 Form 990-PF, Part XB, Lines 3a and 3b

Fund	Grant Number	Grant Type	Grantee	Unpaid 1/1/2015	Approved Amount	Paid 2015	Amount Remaining
BG01	BGPE-11-122636	G	Friends of the St Paul Public Library	100,000	0	100,000	0
BG01	BGPE-12-126267	G	Nonprofits Assistance Fund	0	(75,000)	(75,000)	0
BG01	BGPE-12-126340	G	Science Museum of Minnesota	21,000	0	21,000	0
BG01	BGPE-12-130447	G	Camp Fire USA Minnesota Council	7,500	0	7,500	0
BG01	BGPE-12-130486	G	Metropolitan Area Agency on Aging Inc	20,000	0	20,000	0
BG01	BGPE-12-130490	G	African Development Center	20,000	0	20,000	0
BG01	BGPE-12-130504	G	Network for Better Futures	75,000	0	75,000	0
BG01	BGPE-12-130530	G	Community of Peace Academy	0	(565)	(565)	0
BG01	BGPE-12-130532	G	Friends of Saint Paul College	34,717	0	34,717	0
BG01	BGPE-12-130549	G	The Arts Partnership	50,000	0	0	50,000
BG01	BGPE-12-130549	G	The Arts Partnership	50,000	0	50,000	0
BG01	BGPE-12-132607	G	Mernck Community Services	50,000	0	0	50,000
BG01	BGPE-12-132607	G	Mernck Community Services	50,000	0	0	50,000
BG01	BGPE-12-132607	G	Mernck Community Services	50,000	0	0	50,000
BG01	BGPE-12-132615	G	180 Degrees Inc	25,000	0	25,000	0
BG01	BGPE-13-130488	G	Saint Andrew's Lutheran Church	25,000	0	25,000	0
BG01	BGPE-13-132649	G	Mental Health Resources Inc	40,000	0	40,000	0
BG01	BGPE-13-132652	G	United Family Practice Health Center	15,600	0	15,600	0
BG01	BGPE-13-132659	G	White Bear Center for the Arts	30,000	0	30,000	0
BG01	BGPE-13-134392	G	The Saint Paul Foundation	25,000	0	25,000	0
BG01	BGPE-13-134411	G	The Minnesota Opera	20,000	0	20,000	0
BG01	BGPE-13-134413	G	Penumbra Theatre Company Inc	25,000	0	25,000	0
BG01	BGPE-13-138612	G	Immigrant Law Center of Minnesota Inc	30,000	0	30,000	0
BG01	BGPE-13-138621	G	Youthprnse	30,000	0	0	30,000
BG01	BGPE-13-138621	G	Youthprnse	30,000	0	30,000	0
BG01	BGPE-13-138627	G	Farmers Legal Action Group Inc	20,000	0	20,000	0
BG01	BGPE-13-138632	G	Beacon Interfaith Housing Collaborative	25,000	0	25,000	0
BG01	BGPE-13-138659	G	Transit for Livable Communities	35,000	0	35,000	0
BG01	BGPE-13-138660	G	Twin Cities Habitat for Humanity Inc	25,000	0	25,000	0
BG01	BGPE-13-138666	G	Friends of the St Paul Public Library	15,000	0	0	15,000
BG01	BGPE-13-138666	G	Friends of the St Paul Public Library	15,000	0	15,000	0
BG01	BGPE-13-138678	G	Minnesota Literacy Council Inc	20,000	0	20,000	0
BG01	BGPE-13-138721	G	Open Cities Health Center Inc	50,000	0	0	50,000
BG01	BGPE-13-138721	G	Open Cities Health Center Inc	50,000	0	50,000	0
BG01	BGPE-13-138723	G	Portico Healthnet	30,000	0	30,000	0
BG01	BGPE-13-138724	G	Bedlam Theatre	25,000	0	25,000	0
BG01	BGPE-13-138725	G	Forecast Public Artworks	10,000	0	10,000	0
BG01	BGPE-13-138727	G	Minnesota Museum of American Art	50,000	0	0	50,000
BG01	BGPE-13-138727	G	Minnesota Museum of American Art	50,000	0	50,000	0
BG01	BGPE-13-138728	G	Saint Paul Chamber Orchestra Society	30,000	0	30,000	0
BG01	BGPE-13-138729	G	St Paul Neighborhood Network	25,000	0	25,000	0
BG01	BGPE-14-138614	G	Minnesota Coalition for Battered Women, Inc	10,000	0	10,000	0
BG01	BGPE-14-141106	G	Casa De Esperanza	10,000	0	0	10,000
BG01	BGPE-14-141106	G	Casa De Esperanza	20,000	0	20,000	0
BG01	BGPE-14-141121	G	Asian Amencan-Pacific Islanders in Philanthropy	20,000	0	20,000	0
BG01	BGPE-14-141123	G	Historic St Paul Corporation	20,000	0	20,000	0
BG01	BGPE-14-141134	G	College Possible	30,000	0	0	30,000
BG01	BGPE-14-141134	G	College Possible	30,000	0	30,000	0
BG01	BGPE-14-141137	G	Greater Twin Cities United Way	50,000	0	50,000	0

The F R Bigelow Foundation
 EIN 51-0232651
 Grant Commitment Schedule
 December 31, 2015
 Statement 13
 Form 990-PF, Part XB, Lines 3a and 3b

Fund	Grant Number	Grant Type	Grantee	Unpaid 1/1/2015	Approved Amount	Paid 2015	Amount Remaining
BG01	BGPE-14-141140	G	Minnesota Network of Hospice and Palliative Care	25,000	0	25,000	0
BG01	BGPE-14-141141	G	Phillips Eye Institute Foundation	50,000	0	0	50,000
BG01	BGPE-14-141141	G	Phillips Eye Institute Foundation	75,000	0	75,000	0
BG01	BGPE-14-142995	G	Children's Defense Fund	30,000	0	30,000	0
BG01	BGPE-14-142995	G	Children's Defense Fund	30,000	0	30,000	0
BG01	BGPE-14-143026	G	Pacer Center Inc	75,000	0	0	75,000
BG01	BGPE-14-143026	G	Pacer Center Inc	75,000	0	75,000	0
BG01	BGPE-14-143051	G	The Saint Paul Foundation	100,000	0	100,000	0
BG01	BGPE-14-143052	G	The Saint Paul Foundation	100,000	0	100,000	0
BG01	BGPE-14-143054	G	Trustees of the Hamline University of Minnesota	25,000	0	0	25,000
BG01	BGPE-14-143054	G	Trustees of the Hamline University of Minnesota	25,000	0	25,000	0
BG01	BGPE-14-143054	G	Trustees of the Hamline University of Minnesota	0	0	0	0
BG01	BGPE-14-143056	G	Tubman	50,000	0	50,000	0
BG01	BGPE-14-143081	G	Ujamaa Place	60,000	0	0	60,000
BG01	BGPE-14-143081	G	Ujamaa Place	60,000	0	60,000	0
BG01	BGPE-14-143094	G	Greater Twin Cities United Way	25,000	0	25,000	0
BG01	BGPE-14-143094	G	Greater Twin Cities United Way	25,000	0	25,000	0
BG01	BGPE-14-143105	G	Arts Midwest	30,000	0	30,000	0
BG01	BGPE-14-143108	G	COMPAS Inc	24,000	0	24,000	0
BG01	BGPE-14-143116	G	Public Art Saint Paul	60,000	0	60,000	0
BG01	BGPE-14-143122	G	Walker West Music Academy	20,000	0	20,000	0
BG01	BGPE-14-147163	G	360 Communities	0	20,000	20,000	0
BG01	BGPE-14-147164	G	Ain Dah Yung Our Home Shelter	0	10,000	10,000	0
BG01	BGPE-14-147164	G	Ain Dah Yung Our Home Shelter	0	40,000	40,000	0
BG01	BGPE-14-147165	G	Bridging Incorporated	0	75,000	0	75,000
BG01	BGPE-14-147165	G	Bridging Incorporated	0	75,000	75,000	0
BG01	BGPE-14-147166	G	CAIR-Minnesota Inc	0	20,000	20,000	0
BG01	BGPE-14-147168	G	CASA Minnesota	0	10,000	10,000	0
BG01	BGPE-14-147169	G	Childrens Law Center of Minnesota	0	25,000	25,000	0
BG01	BGPE-14-147170	G	Conservation Corps	0	25,000	25,000	0
BG01	BGPE-14-147172	G	Corporation for Supportive Housing	0	30,000	30,000	0
BG01	BGPE-14-147173	G	EVOLVE Adoption & Family Services	0	20,000	20,000	0
BG01	BGPE-14-147174	G	Family Housing Fund	0	35,000	35,000	0
BG01	BGPE-14-147176	G	FamilyMeans	0	20,000	20,000	0
BG01	BGPE-14-147177	G	Keystone Community Services	0	25,000	25,000	0
BG01	BGPE-14-147178	G	Mentoring Young Adults	0	30,000	30,000	0
BG01	BGPE-14-147179	G	Opportunity Partners Inc	0	25,000	25,000	0
BG01	BGPE-14-147181	G	Scott-Carver-Dakota Cap Agency Inc	0	17,500	17,500	0
BG01	BGPE-14-147182	G	The Family Place	0	50,000	50,000	0
BG01	BGPE-14-147183	G	The Link	0	30,000	30,000	0
BG01	BGPE-14-147184	G	Union Gospel Mission Association of St Paul	0	50,000	50,000	0
BG01	BGPE-14-147185	G	Volunteer Lawyers Network	0	25,000	0	25,000
BG01	BGPE-14-147185	G	Volunteer Lawyers Network	0	25,000	25,000	0
BG01	BGPE-14-147186	G	Youth Service Bureau Inc	0	10,000	10,000	0

The F R Bigelow Foundation
 EIN 51-0232651
 Grant Commitment Schedule
 December 31, 2015
 Statement 13
 Form 990-PF, Part XB, Lines 3a and 3b

Fund	Grant Number	Grant Type	Grantee	Unpaid 1/1/2015	Approved Amount	Paid 2015	Amount Remaining
BG01	BGPE-14-147187	G	Youthprise	0	50,000	50,000	0
BG01	BGPE-14-147188	G	Catholic Charities of the Archdiocese of St Paul &	0	50,000	0	50,000
BG01	BGPE-14-147188	G	Catholic Charities of the Archdiocese of St Paul &	0	150,000	0	150,000
BG01	BGPE-14-147188	G	Catholic Charities of the Archdiocese of St Paul &	0	150,000	0	150,000
BG01	BGPE-14-147188	G	Catholic Charities of the Archdiocese of St Paul &	0	150,000	150,000	0
BG01	BGPE-14-147189	G	Cerensity Senior Care	0	25,000	0	25,000
BG01	BGPE-14-147189	G	Cerensity Senior Care	0	25,000	0	25,000
BG01	BGPE-14-147189	G	Cerensity Senior Care	0	25,000	25,000	0
BG01	BGPE-14-147190	G	CommonBond Communities	0	30,000	30,000	0
BG01	BGPE-14-147191	G	Frogtown Gardens	0	40,000	0	40,000
BG01	BGPE-14-147191	G	Frogtown Gardens	0	40,000	40,000	0
BG01	BGPE-14-147192	G	Hmong American Partnership	0	25,000	25,000	0
BG01	BGPE-14-147193	G	Minnesota Council of Nonprofits Inc	0	20,000	20,000	0
BG01	BGPE-14-147194	G	Model Cities of St Paul Inc	0	75,000	0	75,000
BG01	BGPE-14-147194	G	Model Cities of St Paul Inc	0	75,000	75,000	0
BG01	BGPE-14-147195	G	Project for Pride in Living Inc	0	35,000	0	35,000
BG01	BGPE-14-147195	G	Project for Pride in Living Inc	0	40,000	40,000	0
BG01	BGPE-14-147196	G	Resource Inc	0	20,000	20,000	0
BG01	BGPE-14-147197	G	Saint Paul Riverfront Corporation	0	30,000	0	30,000
BG01	BGPE-14-147197	G	Saint Paul Riverfront Corporation	0	35,000	0	35,000
BG01	BGPE-14-147197	G	Saint Paul Riverfront Corporation	0	35,000	35,000	0
BG01	BGPE-14-147198	G	The Saint Paul Foundation	0	150,000	150,000	0
BG01	BGPE-14-147198	G	The Saint Paul Foundation	0	150,000	150,000	0
BG01	BGPE-14-147199	G	West Side Citizens Organization	0	15,000	15,000	0
BG01	BGPE-14-147200	G	Young Mens Christian Association of the Greater Twin Cities	0	50,000	0	50,000
BG01	BGPE-14-147200	G	Young Mens Christian Association of the Greater Twin Cities	0	50,000	50,000	0
BG01	BGPE-14-147202	G	Amherst H Wilder Foundation	0	75,000	0	75,000
BG01	BGPE-14-147202	G	Amherst H Wilder Foundation	0	75,000	0	75,000
BG01	BGPE-14-147202	G	Amherst H Wilder Foundation	0	75,000	75,000	0
BG01	BGPE-14-147204	G	Guadalupe Alternative Programs	0	35,000	35,000	0
BG01	BGPE-14-147205	G	Hmong Cultural Center Inc	0	15,000	0	15,000
BG01	BGPE-14-147205	G	Hmong Cultural Center Inc	0	15,000	15,000	0
BG01	BGPE-14-147206	G	Learning Disabilities Association Inc	0	40,000	40,000	0
BG01	BGPE-14-147207	G	Northern Star Council Boy Scouts of America	0	30,000	0	30,000
BG01	BGPE-14-147207	G	Northern Star Council Boy Scouts of America	0	30,000	0	30,000
BG01	BGPE-14-147207	G	Northern Star Council Boy Scouts of America	0	30,000	0	30,000
BG01	BGPE-14-147207	G	Northern Star Council Boy Scouts of America	0	30,000	0	30,000
BG01	BGPE-14-147207	G	Northern Star Council Boy Scouts of America	0	30,000	30,000	0
BG01	BGPE-14-147208	G	Parent Aware for School Readiness	0	50,000	0	50,000
BG01	BGPE-14-147208	G	Parent Aware for School Readiness	0	50,000	50,000	0
BG01	BGPE-14-147209	G	Rock Star Supply Co	0	13,000	13,000	0
BG01	BGPE-14-147210	G	Saint Paul Public Schools Foundation	0	35,000	0	35,000
BG01	BGPE-14-147210	G	Saint Paul Public Schools Foundation	0	35,000	35,000	0
BG01	BGPE-14-147211	G	Saint Paul Public Schools, Independent School District #625	0	75,000	75,000	0
BG01	BGPE-14-147212	G	World Savvy Inc	0	25,000	25,000	0
BG01	BGPE-14-147213	G	Childrens Dental Services Inc	0	25,000	25,000	0
BG01	BGPE-14-147214	G	Comunidades Latinas Unidas En Servicio Inc	0	50,000	50,000	0
BG01	BGPE-14-147215	G	Fraser	0	150,000	0	150,000
BG01	BGPE-14-147215	G	Fraser	0	150,000	0	150,000

The F R Bigelow Foundation
 EIN 51-0232651
 Grant Commitment Schedule
 December 31, 2015
 Statement 13
 Form 990-PF, Part XB, Lines 3a and 3b

Fund	Grant Number	Grant Type	Grantee	Unpaid 1/1/2015	Approved Amount	Paid 2015	Amount Remaining
BG01	BGPE-14-147215	G	Fraser	0	150,000	0	150,000
BG01	BGPE-14-147215	G	Fraser	0	150,000	0	150,000
BG01	BGPE-14-147215	G	Fraser	0	150,000	0	150,000
BG01	BGPE-14-147216	G	SGU Veterans and Families of USA Inc	0	20,000	20,000	0
BG01	BGPE-14-147217	G	United Hospital Foundation	0	15,000	0	15,000
BG01	BGPE-14-147217	G	United Hospital Foundation	0	25,000	0	25,000
BG01	BGPE-14-147217	G	United Hospital Foundation	0	35,000	35,000	0
BG01	BGPE-14-147218	G	East Side Freedom Library	0	50,000	50,000	0
BG01	BGPE-14-147219	G	IFP Minnesota	0	10,000	10,000	0
BG01	BGPE-14-147220	G	Minnesota Children's Museum	0	50,000	0	50,000
BG01	BGPE-14-147220	G	Minnesota Children's Museum	0	75,000	0	75,000
BG01	BGPE-14-147220	G	Minnesota Children's Museum	0	75,000	75,000	0
BG01	BGPE-14-147221	G	Park Square Theatre Company	0	25,000	25,000	0
BG01	BGPE-14-147222	G	The History Theatre Inc	0	10,000	10,000	0
BG01	BGPE-14-147223	G	Theater Mu Incorporated	0	20,000	0	20,000
BG01	BGPE-14-147223	G	Theater Mu Incorporated	0	20,000	20,000	0
BG01	BGPE-14-147224	G	TU Dance	0	40,000	40,000	0
BG01	BGPE-14-147225	G	Council on Foundations Inc	0	15,470	15,470	0
BG01	BGPE-14-147228	G	Macalester College	0	10,000	10,000	0
BG01	BGPE-14-147229	G	Minnesota Council on Foundations	0	15,200	15,200	0
BG01	BGPE-14-149699	G	Fresh Energy	0	25,000	25,000	0
BG01	BGPE-15-144917	G	Saint Paul Rivercentre Convention & Visitors Authority	0	10,000	10,000	0
BG01	BGPE-15-145152	G	Unity Church of St Paul	0	10,000	10,000	0
BG01	BGPE-15-145517	G	Hmong American Partnership	0	10,000	10,000	0
BG01	BGPE-15-146720	G	St Paul Chamber of Commerce Foundation Inc	0		0	0
BG01	BGPE-15-147829	G	Young Womens Christian Association	0	2,500	2,500	0
BG01	BGPE-15-147902	G	180 Degrees Inc	0	10,000	10,000	0
BG01	BGPE-15-148037	G	City of Saint Paul, Minnesota	0	5,000	5,000	0
BG01	BGPE-15-148046	G	Center For Victims of Torture	0	5,000	5,000	0
BG01	BGPE-15-148047	G	Ujamaa Place	0	5,000	5,000	0
BG01	BGPE-15-148216	G	Amherst H Wilder Foundation	0	10,000	10,000	0
BG01	BGPE-15-149681	G	American Friends Service Committee	0	40,000	40,000	0
BG01	BGPE-15-149682	G	Catholic Charities of the Archdiocese of St Paul &	0	20,000	20,000	0
BG01	BGPE-15-149683	G	Courage Kenny Foundation	0	25,000	25,000	0
BG01	BGPE-15-149684	G	Family Values for Life	0	20,000	0	20,000
BG01	BGPE-15-149684	G	Family Values for Life	0	20,000	20,000	0
BG01	BGPE-15-149685	G	Guardian Angels Catholic Church, Oakdale	0	25,000	25,000	0
BG01	BGPE-15-149686	G	Hallie Q Brown Community Center Incorporated	0	37,500	37,500	0
BG01	BGPE-15-149687	G	HOME Line	0	23,000	23,000	0
BG01	BGPE-15-149688	G	Opportunity Neighborhood	0	10,000	10,000	0
BG01	BGPE-15-149689	G	Senior Services Consortium of Ramsey County	0	25,000	25,000	0
BG01	BGPE-15-149690	G	St Paul Intervention Project Inc	0	25,000	25,000	0
BG01	BGPE-15-149691	G	Teens Networking Together Youth Organization	0	30,000	0	30,000
BG01	BGPE-15-149692	G	The Arc Greater Twin Cities	0	20,000	20,000	0
BG01	BGPE-15-149693	G	Theresa Living Center	0	28,000	28,000	0
BG01	BGPE-15-149695	G	Urban Boatbuilders Inc	0	22,500	22,500	0
BG01	BGPE-15-149696	G	Womens Advocates Inc	0	25,000	25,000	0
BG01	BGPE-15-149697	G	Aurora-St Anthony Neighborhood Development Corporation	0	55,000	55,000	0
BG01	BGPE-15-149698	G	Daytons Bluff Distnct Four Community Council	0	15,000	15,000	0

The F R Bigelow Foundation
 EIN 51-0232651
 Grant Commitment Schedle
 December 31, 2015
 Statement 13
 Form 990-PF, Part XB, Lines 3a and 3b

Fund	Grant Number	Grant Type	Grantee	Unpaid 1/1/2015	Approved Amount	Paid 2015	Amount Remaining
BG01	BGPE-15-149700	G	Historic St Paul Corporation	0	40,000	40,000	0
BG01	BGPE-15-149701	G	Home Ownership Center	0	20,000	20,000	0
BG01	BGPE-15-149702	G	Metropolitan Economic Development Association	0	26,875	26,875	0
BG01	BGPE-15-149703	G	Minnesota Coalition for the Homeless Inc	0	15,000	15,000	0
BG01	BGPE-15-149704	G	Minnesota Womens Consortium	0	10,000	10,000	0
BG01	BGPE-15-149705	G	Neighborhood Development Center Inc	0	26,875	26,875	0
BG01	BGPE-15-149707	G	Prepare and Prosper	0	33,192	33,192	0
BG01	BGPE-15-149708	G	RS Eden	0	10,000	10,000	0
BG01	BGPE-15-149709	G	Tiwahe Foundation	0	12,500	0	12,500
BG01	BGPE-15-149709	G	Tiwahe Foundation	0	12,500	12,500	0
BG01	BGPE-15-149710	G	Twin Cities Rise	0	30,000	30,000	0
BG01	BGPE-15-149711	G	Amaze	0	30,000	30,000	0
BG01	BGPE-15-149712	G	Amherst H Wilder Foundation	0	60,000	60,000	0
BG01	BGPE-15-149713	G	Athletes Committed to Educating Students	0	20,000	20,000	0
BG01	BGPE-15-149715	G	Boys and Girls Clubs of the Twin Cities	0	20,000	20,000	0
BG01	BGPE-15-149716	G	Breakthrough Twin Cities	0	25,000	0	25,000
BG01	BGPE-15-149716	G	Breakthrough Twin Cities	0	25,000	25,000	0
BG01	BGPE-15-149718	G	ComMUSICation	0	20,000	20,000	0
BG01	BGPE-15-149719	G	Edvisions Schools Inc	0	35,000	35,000	0
BG01	BGPE-15-149720	G	Genesys Works	0	35,000	35,000	0
BG01	BGPE-15-149721	G	Minnesota Alliance With Youth	0	15,000	15,000	0
BG01	BGPE-15-149722	G	Saint Paul Public Schools, Independent School District #625	0	39,392	39,392	0
BG01	BGPE-15-149723	G	Search Institute	0	35,000	35,000	0
BG01	BGPE-15-149724	G	Students Today Leaders Forever	0	15,000	15,000	0
BG01	BGPE-15-149725	G	Twin Cities Housing Development Corporation	0	15,000	15,000	0
BG01	BGPE-15-149726	G	University of Minnesota Foundation	0	25,000	25,000	0
BG01	BGPE-15-149727	G	Wallin Education Partners	0	25,000	0	25,000
BG01	BGPE-15-149727	G	Wallin Education Partners	0	25,000	0	25,000
BG01	BGPE-15-149727	G	Wallin Education Partners	0	25,000	25,000	0
BG01	BGPE-15-149729	G	American National Red Cross	0	43,810	43,810	0
BG01	BGPE-15-149730	G	Family Tree Inc	0	15,000	0	15,000
BG01	BGPE-15-149730	G	Family Tree Inc	0	15,000	15,000	0
BG01	BGPE-15-149731	G	HealthEast Foundation	0	15,000	0	15,000
BG01	BGPE-15-149731	G	HealthEast Foundation	0	15,000	15,000	0
BG01	BGPE-15-149732	G	Lakes Area Youth Service Bureau Inc	0	10,000	10,000	0
BG01	BGPE-15-149733	G	Progressive Individual Resources Inc	0	24,558	24,558	0
BG01	BGPE-15-149734	G	United Family Practice Health Center	0	30,000	30,000	0
BG01	BGPE-15-149735	G	City of Hastings, Minnesota	0	30,000	30,000	0
BG01	BGPE-15-149736	G	Hot Summer Jazz Festival	0	12,000	12,000	0
BG01	BGPE-15-149737	G	In Progress	0	15,000	15,000	0
BG01	BGPE-15-149738	G	Lakeshore Players Inc	0	50,000	0	50,000
BG01	BGPE-15-149738	G	Lakeshore Players Inc	0	50,000	50,000	0
BG01	BGPE-15-149739	G	Springboard for the Arts	0	20,000	20,000	0
BG01	BGPE-15-149740	G	St Paul Neighborhood Network	0	50,000	0	50,000
BG01	BGPE-15-149740	G	St Paul Neighborhood Network	0	50,000	50,000	0
BG01	BGPE-15-149741	G	Vega Productions Inc	0	20,000	20,000	0
BG01	BGPE-15-149742	G	Cultural Data Project	0	12,000	12,000	0
BG01	BGPE-15-150176	G	Headwaters Foundation for Justice	0	10,000	10,000	0
BG01	BGPE-15-150281	G	Stepping Stone Theater Co	0	5,000	5,000	0
BG01	BGPE-15-150311	G	Amherst H Wilder Foundation	0	7,000	7,000	0
BG01	BGPE-15-151224	G	American Indian Family Center	0	40,000	0	40,000
BG01	BGPE-15-151224	G	American Indian Family Center	0	40,000	40,000	0
BG01	BGPE-15-151225	G	Anu Family Services Inc	0	30,000	30,000	0

The F R Bigelow Foundation
 EIN 51-0232651
 Grant Commitment Schedule
 December 31, 2015
 Statement 13
 Form 990-PF, Part XB, Lines 3a and 3b

Fund	Grant Number	Grant Type	Grantee	Unpaid 1/1/2015	Approved Amount	Paid 2015	Amount Remaining
BG01	BGPE-15-151226	G	Catholic Charities of the Archdiocese of St Paul &	0	50,000	50,000	0
BG01	BGPE-15-151227	G	Children's Defense Fund	0	40,000	40,000	0
BG01	BGPE-15-151228	G	Cycles For Change	0	10,000	10,000	0
BG01	BGPE-15-151229	G	Dakota County, Minnesota	0	15,000	15,000	0
BG01	BGPE-15-151230	G	Discapitados Abriendo Caminos	0	20,000	20,000	0
BG01	BGPE-15-151231	G	Emma Norton Services	0	30,000	30,000	0
BG01	BGPE-15-151232	G	FamilyWise Services	0	10,000	10,000	0
BG01	BGPE-15-151233	G	Hunger Solutions Minnesota	0	20,000	20,000	0
BG01	BGPE-15-151234	G	Ka Joog Nonprofit Organization	0	20,000	20,000	0
BG01	BGPE-15-151235	G	Karen Community of Minnesota	0	25,000	25,000	0
BG01	BGPE-15-151236	G	Minnesota Coalition for Battered Women Inc	0	20,000	20,000	0
BG01	BGPE-15-151239	G	Minnesota Council on Crime and Justice	0	25,000	25,000	0
BG01	BGPE-15-151240	G	St Paul Youth Services Inc	0	32,500	32,500	0
BG01	BGPE-15-151241	G	The Saint Paul Foundation	0	63,000	0	63,000
BG01	BGPE-15-151241	G	The Saint Paul Foundation	0	37,000	37,000	0
BG01	BGPE-15-151243	G	The Saint Paul Foundation	0	100,000	100,000	0
BG01	BGPE-15-151244	G	Urban Roots MN	0	20,000	20,000	0
BG01	BGPE-15-151248	G	WellShare International	0	30,000	30,000	0
BG01	BGPE-15-151249	G	Wilderness Inquiry Inc	0	35,000	35,000	0
BG01	BGPE-15-151250	G	Youthprise	0	25,000	25,000	0
BG01	BGPE-15-151251	G	African Economic Development Solutions	0	25,000	25,000	0
BG01	BGPE-15-151252	G	All Parks Alliance for Change	0	10,000	10,000	0
BG01	BGPE-15-151253	G	Artspace Projects Inc	0	50,000	0	50,000
BG01	BGPE-15-151253	G	Artspace Projects Inc	0	50,000	50,000	0
BG01	BGPE-15-151254	G	Aurora-St Anthony Neighborhood Development Corporation	0	24,000	0	24,000
BG01	BGPE-15-151254	G	Aurora-St Anthony Neighborhood Development Corporation	0	24,000	24,000	0
BG01	BGPE-15-151256	G	Central High School Parent Advisory Council	0	20,000	20,000	0
BG01	BGPE-15-151258	G	Face to Face Health & Counseling Service Inc	0	30,000	30,000	0
BG01	BGPE-15-151262	G	Frogtown Neighborhood Association	0	15,000	15,000	0
BG01	BGPE-15-151263	G	Goodwill Industries Inc	0	20,000	20,000	0
BG01	BGPE-15-151267	G	Latino Economic Development Center	0	25,000	25,000	0
BG01	BGPE-15-151268	G	Local Initiatives Support Corporation	0	50,000	50,000	0
BG01	BGPE-15-151269	G	Presbyterian Homes Foundation	0	50,000	50,000	0
BG01	BGPE-15-151270	G	Southern Minnesota Regional Legal Services Inc	0	30,000	30,000	0

The F R Bigelow Foundation
 EIN 51-0232651
 Grant Commitment Schedule
 December 31, 2015
 Statement 13
 Form 990-PF, Part XB, Lines 3a and 3b

Fund	Grant Number	Grant Type	Grantee	Unpaid 1/1/2015	Approved Amount	Paid 2015	Amount Remaining
BG01	BGPE-15-151271	G	TakeAction Minnesota Education Fund	0	50,000	50,000	0
BG01	BGPE-15-151272	G	The Trust For Public Land	0	75,000	75,000	0
BG01	BGPE-15-151273	G	Educators for Excellence Inc	0	25,000	0	25,000
BG01	BGPE-15-151273	G	Educators for Excellence Inc	0	25,000	25,000	0
BG01	BGPE-15-151274	G	Inver Hills Community College Foundation	0	20,000	20,000	0
BG01	BGPE-15-151275	G	Saint Paul Public Schools, Independent School District #625	0	12,000	12,000	0
BG01	BGPE-15-151276	G	St Paul City School	0	15,000	15,000	0
BG01	BGPE-15-151277	G	University of Minnesota Foundation	0	20,000	20,000	0
BG01	BGPE-15-151278	G	Urban Squash Twin Cities	0	10,000	10,000	0
BG01	BGPE-15-151279	G	Center For Victims of Torture	0	35,000	0	35,000
BG01	BGPE-15-151279	G	Center For Victims of Torture	0	40,000	40,000	0
BG01	BGPE-15-151280	G	SEWA-AIFW Inc	0	15,000	15,000	0
BG01	BGPE-15-151281	G	Shanta Link	0	20,000	20,000	0
BG01	BGPE-15-151282	G	Wayside House Inc	0	30,000	30,000	0
BG01	BGPE-15-151283	G	Friends of the St Paul Public Library	0	50,000	50,000	0
BG01	BGPE-15-151284	G	Gazillion Strong	0	15,000	0	15,000
BG01	BGPE-15-151285	G	Greater Twin Cities Youth Symphonies	0	25,000	0	25,000
BG01	BGPE-15-151285	G	Greater Twin Cities Youth Symphonies	0	25,000	0	25,000
BG01	BGPE-15-151285	G	Greater Twin Cities Youth Symphonies	0	25,000	25,000	0
BG01	BGPE-15-151286	G	Minnesota Landmarks Inc	0	10,000	10,000	0
BG01	BGPE-15-151287	G	One Voice Mixed Chorus	0	20,000	0	20,000
BG01	BGPE-15-151287	G	One Voice Mixed Chorus	0	25,000	25,000	0
BG01	BGPE-15-151288	G	Ordway Center for the Performing Arts	0	10,000	10,000	0
BG01	BGPE-15-151289	G	The Rose Ensemble	0	10,000	10,000	0
BG01	BGPE-15-151290	G	Upstream Arts Inc	0	15,000	15,000	0
BG01	BGPE-15-151302	G	Grantmakers in the Arts	0	10,000	10,000	0
183	Total for: BG01			2,452,817	7,832,307	7,030,624 #90000	3,254,500

Current Year Grants Paid With Netted Recoveries	7,030,624
Recoveries Netted	75,565
Total Grants Paid in 2015	<u>7,106,189</u>
Grants Approved in Current Year to be Paid in Future Years	<u>2,659,500</u>

Above schedule includes conditional grants and does not reflect discounts



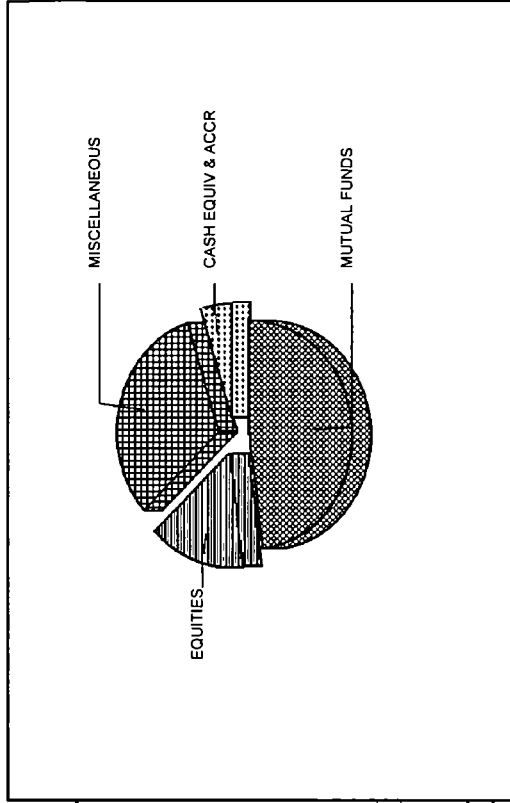
00003304
 60-D-12-C-74C-021-04
 0401 -19-02139-04

F R BIGELOW FOUNDATION
 ACCOUNT 00012001

Period from January 1, 2015 to December 31, 2015
 Page 8 of 1,467

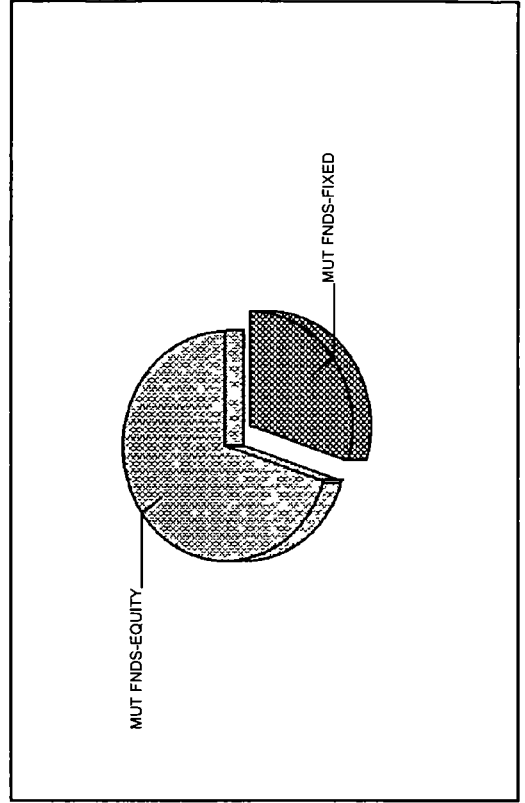
ASSET SUMMARY

ASSETS	12/31/2015 MARKET	12/31/2015 FEDERAL TAX COST	% OF MARKET
Cash And Equivalents	3,519,372.46	3,519,372.46	2.34
Domestic Common Stocks	20,899,115.73	16,117,171.47	13.94
Foreign Stocks	2,682,231.36	2,021,923.42	1.79
Mutual Funds-Equity	51,283,368.65	49,592,676.32	34.20
Mutual Funds-Fixed Income	22,567,052.73	23,120,980.21	15.05
Miscellaneous	48,976,488.49	46,862,325.36	32.66
Total Assets	149,927,629.42	141,234,449.24	99.98
Accrued Income	22,912.13	22,912.13	0.02
Grand Total	149,950,541.55	141,257,361.37	100.00



Estimated Annual Income

1,218,016.31





00003304
 60-D-12-C-74C-021-04
 0401 -19-02139-04

F R BIGELOW FOUNDATION
 ACCOUNT 00012001

Period from January 1, 2015 to December 31, 2015
 Page 9 of 1,467

ASSET DETAIL

DESCRIPTION	SHARES/ FACE AMOUNT	MARKET PRICE/UNIT	FEDERAL TAX COST	UNREALIZED GAIN (LOSS) SINCE INCEPTION/ CURRENT PERIOD	ENDING ACCRUAL	YIELD ON MARKET
Cash And Equivalents						
Money Markets						
First Amer Treasury Oblig Cl Z 31846V542 Asset Minor Code 1 ACCOUNT 12603000	2,204,135 380	2,204,135 38 1 0000	2,204,135 38	00 00	70 88	0.10
First Amer Prime Oblig Fd Cl Z 31846V625 Asset Minor Code 1 ACCOUNT 12603001	20.590	20.59 1 0000	20.59	00 .00	00	0.19
First Amer Prime Oblig Fd Cl Z 31846V625 Asset Minor Code 1 ACCOUNT 12603002	110	11 1 0000	11	00 .00	.00	0.00
First Amer Prime Oblig Fd Cl Z 31846V625 Asset Minor Code 1 ACCOUNT 12603004	626.130	626 13 1 0000	626.13	.00 00	05	0.19
First Amer Prime Oblig Fd Cl Z 31846V625 Asset Minor Code 1 ACCOUNT 12603005	010	.01 1,0000	.01	.00 .00	3 90	0.00
First Amer Prime Oblig Fd Cl Z 31846V625 Asset Minor Code 1 ACCOUNT 12603006	700	.70 1 0000	.70	00 .00	00	0.00
First Amer Prime Oblig Fd Cl Z 31846V625 Asset Minor Code 1 ACCOUNT 12603007	.010	.01 1 0000	.01	00 00	.00	0.00



ASSET DETAIL (continued)

DESCRIPTION	SHARES/ FACE AMOUNT	MARKET PRICE/UNIT	FEDERAL TAX COST	UNREALIZED GAIN (LOSS) SINCE INCEPTION/ CURRENT PERIOD	ENDING ACCRUAL	YIELD ON MARKET
First Amer Prime Oblig Fd Cl Z 31846V625 Asset Minor Code 1 ACCOUNT 12603009	291,783 310	291,783.31 1 0000	291,783 31	00 00	219 92	0.20
First Amer Prime Oblig Fd Cl Z 31846V625 Asset Minor Code 1 ACCOUNT 12630800	3,263.010	3,263.01 1.0000	3,263 01	.00 .00	03	0.20
First Amer Prime Oblig Fd Cl Z 31846V625 Asset Minor Code 1 ACCOUNT 12630810	49,236 990	49,236 99 1 0000	49,236 99	.00 .00	1.51	0.19
First Amer Prime Oblig Fd Cl Z 31846V625 Asset Minor Code 1 ACCOUNT 12630820	000	00 1.0000	00	00 00	2.27	0 00
First Amer Prime Oblig Fd Cl Z 31846V625 Asset Minor Code 1 ACCOUNT 12630830	970,300 890	970,300 89 1.0000	970,300 89	00 00	110 62	0 19
First Amer Prime Oblig Fd Cl Z 31846V625 Asset Minor Code 1 ACCOUNT 12630850	5 330	5 33 1 0000	5.33	.00 .00	7 01	0 18
Total First Amer Prime Oblig Fd Cl Z	1,315,237.080	1,315,237.08	1,315,237.08	.00 .00	345.31	0.19
Total Money Markets	3,519,372.460	3,519,372.46	3,519,372.46	.00 .00	416.19	0.13
Total Cash And Equivalents	3,519,372.460	3,519,372.46	3,519,372.46	.00 .00	416.19	0.13



00003304
 60-D-12-C-74C-021-04
 0401 -19-02139-04

F R BIGELOW FOUNDATION
 ACCOUNT 00012001

Period from January 1, 2015 to December 31, 2015
 Page 11 of 1,467

ASSET DETAIL (continued)

DESCRIPTION	SHARES/ FACE AMOUNT	MARKET PRICE/UNIT	FEDERAL TAX COST	UNREALIZED GAIN (LOSS) SINCE INCEPTION/ CURRENT PERIOD	ENDING ACCRUAL	YIELD ON MARKET
US Government Issues						
F H L M C Gd A54362 5.500% 11/01/36 Standard & Poors Rating N/A Moody's Rating N/A 3128KGYX0 Asset Minor Code 24 ACCOUNT 12603001	000	111.1850	00	-1,807.49	.00	0.00
F H L M C Gd G01843 6.000% 6/01/35 Standard & Poors Rating N/A Moody's Rating N/A 3128LXBL3 Asset Minor Code 24 ACCOUNT 12603001	.000	114.2610	00	-2,673.46	00	0.00
F H L M C Gd J18615 3.000% 4/01/27 Standard & Poors Rating N/A Moody's Rating N/A 3128PYSC9 Asset Minor Code 24 ACCOUNT 12603001	.000	104.2660	.00	66.77	00	0.00
F H L M C Gd J18632 3.000% 4/01/27 Standard & Poors Rating N/A Moody's Rating N/A 3128PY57 Asset Minor Code 24 ACCOUNT 12603001	000	104.2670	.00	50.20	00	0.00
F H L M C Gd J19087 3.000% 5/01/27 Standard & Poors Rating N/A Moody's Rating N/A 3128QOCY1 Asset Minor Code 24 ACCOUNT 12603001	.000	103.2400	.00	45.24	00	0.00



00003304
 60-D-12-C-74C-021-04
 0401 -19-02139-04

F R BIGELOW FOUNDATION
 ACCOUNT 00012001

Period from January 1, 2015 to December 31, 2015
 Page 12 of 1,467

ASSET DETAIL (continued)

DESCRIPTION	SHARES/ FACE AMOUNT	MARKET PRICE/UNIT	FEDERAL TAX COST	UNREALIZED GAIN (LOSS) SINCE INCEPTION/ CURRENT PERIOD	ENDING ACCRUAL	YIELD ON MARKET
F H L M C Gd C09004 3.500% 7/01/42 Standard & Poors Rating N/A Moody's Rating N/A 31292SAD2 Asset Minor Code 24 ACCOUNT 12603001	000	103.0660	.00	.00 55.25	.00	0.00
F H L M C Gd B10680 6.000% 11/01/18 Standard & Poors Rating N/A Moody's Rating N/A 312962XH1 Asset Minor Code 24 ACCOUNT 12603001	000	104.5500	.00	.00 -888.74	.00	0.00
F N M A Deb 7.250% 5/15/30 Standard & Poors Rating AA+ Moody's Rating AAA 31359MFP3 Asset Minor Code 22 ACCOUNT 12603001	000	147.8230	.00	.00 -23,728.35	.00	0.00
F N M A Deb 6.625 11/15/2030 Standard & Poors Rating AA+ Moody's Rating AAA 31359MGK3 Asset Minor Code 22 ACCOUNT 12603001	.000	141.6140	.00	.00 8,938.95	.00	0.00
F N M A #253883 6.000% 8/01/16 Standard & Poors Rating N/A Moody's Rating N/A 31371J6U3 Asset Minor Code 24 ACCOUNT 12603001	000	101.1660	.00	.00 -4.50	.00	0.00
F N M A #256440 6.000% 10/01/21 Standard & Poors Rating N/A Moody's Rating N/A 31371MZD2 Asset Minor Code 24 ACCOUNT 12603001	.000	108.6220	.00	.00 -36.64	.00	0.00



F R BIGELOW FOUNDATION
 ACCOUNT 00012001

Period from January 1, 2015 to December 31, 2015
 Page 13 of 1,467

ASSET DETAIL (continued)

DESCRIPTION	SHARES/ FACE AMOUNT	MARKET PRICE/UNIT	FEDERAL TAX COST	UNREALIZED GAIN (LOSS) SINCE INCEPTION/ CURRENT PERIOD	ENDING ACCRUAL	YIELD ON MARKET
F N M A #765226 5.000% 2/01/19 Standard & Poors Rating N/A Moody's Rating N/A 31404DD70 Asset Minor Code 24 ACCOUNT 12603001	000	104.3930	.00	.00 -256.63	00	0.00
F N M A #845497 6.000% 6/01/21 Standard & Poors Rating N/A Moody's Rating N/A 31408AKJ8 Asset Minor Code 24 ACCOUNT 12603001	000	105.1310	.00	.00 -10.76	00	0.00
F N M A #Ab9703 3.500% 6/01/43 Standard & Poors Rating N/A Moody's Rating N/A 31417GX92 Asset Minor Code 24 ACCOUNT 12603001	.000	103.3320	.00	.00 446.96	00	0.00
F N M A #Ma0734 4.500% 5/01/31 Standard & Poors Rating N/A Moody's Rating N/A 31417YY84 Asset Minor Code 24 ACCOUNT 12603001	.000	108.8810	.00	.00 -631.16	.00	0.00
F N M A #Ma1437 3.500% 4/01/43 Standard & Poors Rating N/A Moody's Rating N/A 31418AS33 Asset Minor Code 24 ACCOUNT 12603001	000	103.3350	00	00 463.53	00	0.00
G N M A II #765200 4.558% 8/20/62 Standard & Poors Rating N/A Moody's Rating N/A 36176F3H9 Asset Minor Code 24 ACCOUNT 12603001	000	107.2000	00	00 -398.95	00	0.00

F R Bigelow Foundation
 EIN 51-0232651
 Statement 14
 Form 990-PF, Part II
 Lines 10a, 10b, 10c, and 13
 7 of 87



00003304
 60-D-12-C-74C-021-04
 0401 -19-02139-04

F R BIGELOW FOUNDATION
 ACCOUNT 00012001

Period from January 1, 2015 to December 31, 2015
 Page 14 of 1,467

ASSET DETAIL (continued)

DESCRIPTION	SHARES/ FACE AMOUNT	MARKET PRICE/UNIT	FEDERAL TAX COST	UNREALIZED GAIN (LOSS) SINCE INCEPTION/ CURRENT PERIOD	ENDING ACCRUAL	YIELD ON MARKET
G N M A II #766519 4.668% 5/20/62 Standard & Pooors Rating N/A Moody's Rating. N/A 36176HK86 Asset Minor Code 24 ACCOUNT 12603001	.000	105.7090	.00	.00 -132.82	.00	0.00
G N M A II #766522 4.538% 11/20/62 Standard & Pooors Rating N/A Moody's Rating N/A 36176HLB8 Asset Minor Code 24 ACCOUNT 12603001	.000	108.0470	.00	.00 -138.10	.00	0.00
G N M A II #766544 4.499% 12/20/62 Standard & Pooors Rating N/A Moody's Rating N/A 36176HLZ5 Asset Minor Code 24 ACCOUNT 12603001	.000	106.5550	.00	.00 -94.67	.00	0.00
G N M A II #766549 4.616% 7/20/62 Standard & Pooors Rating N/A Moody's Rating N/A 36176HL69 Asset Minor Code 24 ACCOUNT 12603001	.000	107.8590	.00	.00 -188.94	.00	0.00
G N M A II #767659 4.660% 9/20/63 Standard & Pooors Rating N/A Moody's Rating N/A 36176JTQ3 Asset Minor Code 24 ACCOUNT 12603001	.000	109.5530	.00	.00 -606.54	.00	0.00
G N M A II #771800 4.627% 1/20/64 Standard & Pooors Rating N/A Moody's Rating N/A 36176PGH3 Asset Minor Code 24 ACCOUNT 12603001	.000	112.8290	.00	.00 609.89	.00	0.00



00003304
 60-D-12-C-74C-021-04
 0401 -19-02139-04

F R BIGELOW FOUNDATION
 ACCOUNT 00012001

Period from January 1, 2015 to December 31, 2015
 Page 15 of 1,467

ASSET DETAIL (continued)

DESCRIPTION	SHARES/ FACE AMOUNT	MARKET PRICE/UNIT	FEDERAL TAX COST	UNREALIZED GAIN (LOSS) SINCE INCEPTION/ CURRENT PERIOD	ENDING ACCRUAL	YIELD ON MARKET
G N M A II #798510 4 661% 1/20/64 Standard & Poors Rating N/A Moody's Rating N/A 36177TN45 Asset Minor Code 24 ACCOUNT 12603001	.000	110.9390	.00	.00 - 123.68	.00	0.00
G N M A II #AA1698 4.394% 2/20/63 Standard & Poors Rating N/A Moody's Rating N/A 36177X3F3 Asset Minor Code 24 ACCOUNT 12603001	.000	106.6480	.00	.00 - 328.46	.00	0.00
G N M A II #AA7548 4 629% 4/20/64 Standard & Poors Rating N/A Moody's Rating N/A 36178FL53 Asset Minor Code 24 ACCOUNT 12603001	.000	110.1210	.00	.00 - 455.35	.00	0.00
G N M A II #Ac0988 4 423% 7/20/63 Standard & Poors Rating N/A Moody's Rating N/A 36179ACZ7 Asset Minor Code 24 ACCOUNT 12603001	.000	107.3400	.00	.00 42.16	.00	0.00
G N M A II #Ac9906 4.323% 5/20/63 Standard & Poors Rating N/A Moody's Rating N/A 36179LAF9 Asset Minor Code 24 ACCOUNT 12603001	.000	108.3990	.00	.00 40.78	.00	0.00
G N M A II #Ac9910 4.515% 7/20/63 Standard & Poors Rating N/A Moody's Rating N/A 36179LAK8 Asset Minor Code 24 ACCOUNT 12603001	.000	109.1440	.00	.00 7.79	.00	0.00



00003304
 60-D-12-C-74C-021-04
 0401 -19-02139-04

F R BIGELOW FOUNDATION
 ACCOUNT 00012001

Period from January 1, 2015 to December 31, 2015
 Page 16 of 1,467

ASSET DETAIL (continued)

DESCRIPTION	SHARES/ FACE AMOUNT	MARKET PRICE/UNIT	FEDERAL TAX COST	UNREALIZED GAIN (LOSS) SINCE INCEPTION/ CURRENT PERIOD	ENDING ACCRUAL	YIELD ON MARKET
G N M A II #A1430 4 575% 4/20/65 Standard & Poors Rating N/A Moody's Rating N/A 36182HST14 Asset Minor Code 24 ACCOUNT 12603001	.000	108.6640	.00	.00 -335.56	.00	0.00
G N M A II #751415 4.616% 8/20/61 Standard & Poors Rating N/A Moody's Rating N/A 36230KSC6 Asset Minor Code 24 ACCOUNT 12603001	.000	105.9660	.00	.00 -123.53	.00	0.00
G N M A II #756731 4.673% 3/20/62 Standard & Poors Rating N/A Moody's Rating N/A 36230RPO3 Asset Minor Code 24 ACCOUNT 12603001	.000	105.6520	.00	.00 -101.50	.00	0.00
G N M A II #710082 4.698% 7/20/61 Standard & Poors Rating N/A Moody's Rating N/A 36297E2P9 Asset Minor Code 24 ACCOUNT 12603001	.000	105.7280	.00	.00 -257.96	.00	0.00
G N M A II #710089 4.700% 10/20/61 Standard & Poors Rating N/A Moody's Rating N/A 36297E2W4 Asset Minor Code 24 ACCOUNT 12603001	.000	104.7770	.00	.00 -138.03	.00	0.00
G N M A Gtd Remic 0.79175% 2/20/61 Standard & Poors Rating N/A Moody's Rating N/A 38375BLH3 Asset Minor Code 30 ACCOUNT 12603001	.000	100.0390	.00	.00 -163.32	.00	0.00



00003304
 60-D-12-C-74C-021-04
 0401 -19-02139-04

F R BIGELOW FOUNDATION
 ACCOUNT 00012001

Period from January 1, 2015 to December 31, 2015
 Page 17 of 1,467

ASSET DETAIL (continued)

DESCRIPTION	SHARES/ FACE AMOUNT	MARKET PRICE/UNIT	FEDERAL TAX COST	UNREALIZED GAIN (LOSS) SINCE INCEPTION/ CURRENT PERIOD	ENDING ACCRUAL	YIELD ON MARKET
T V A 4.875% 1/15/48 Standard & Poors Rating AA+ Moody's Rating AAA 880591EB4 Asset Minor Code 22 ACCOUNT 12603001	000	.00 110.5930	00	.00 -4,507.95	.00	0.00
T V A 5.250% 9/15/39 Standard & Poors Rating AA+ Moody's Rating AAA 880591EH1 Asset Minor Code 22 ACCOUNT 12603001	000	.00 120.1900	00	.00 -3,478.19	.00	0.00
T V A 3.500% 12/15/42 Standard & Poors Rating AA+ Moody's Rating AAA 880591EP3 Asset Minor Code 22 ACCOUNT 12603001	.000	.00 92.3470	00	.00 -9,373.40	.00	0.00
Tva 4.250% 9/15/65 Standard & Poors Rating AA+ Moody's Rating AAA 880591ES7 Asset Minor Code 22 ACCOUNT 12603001	000	.00 97.6970	00	.00 2,408.25	00	0.00
U S Treasury Bd 3.750% 11/15/43 Standard & Poors Rating N/A Moody's Rating AAA 912810RD2 Asset Minor Code 21 ACCOUNT 12603001	000	.00 115.1800	.00	.00 -65,841.63	.00	0.00
U S Treasury Bd 3.625% 2/15/44 Standard & Poors Rating N/A Moody's Rating AAA 912810RE0 Asset Minor Code 21 ACCOUNT 12603001	000	.00 112.4920	00	.00 -19,277.81	00	0.00



00003304
 60-D-12-C-74C-021-04
 0401 -19-02139-04

F R BIGELOW FOUNDATION
 ACCOUNT 00012001

Period from January 1, 2015 to December 31, 2015
 Page 18 of 1,467

ASSET DETAIL (continued)

DESCRIPTION	SHARES/ FACE AMOUNT	MARKET PRICE/UNIT	FEDERAL TAX COST	UNREALIZED GAIN (LOSS) SINCE INCEPTION/ CURRENT PERIOD	ENDING ACCRUAL	YIELD ON MARKET
U S Treasury I P S 1.375% 2/15/44 Standard & Poors Rating N/A Moody's Rating AAA 912810RF7 Asset Minor Code 30 ACCOUNT 12603001	000	101.7710	.00	-84,722.68	.00	0.00
U S Treasury Nt 2.500% 2/15/45 Standard & Poors Rating N/A Moody's Rating AAA 912810RK6 Asset Minor Code 21 ACCOUNT 12603001	000	89.7230	.00	654.13	.00	0.00
U S Treasury I P S 0.750% 2/15/45 Standard & Poors Rating N/A Moody's Rating AAA 912810RL4 Asset Minor Code 30 ACCOUNT 12603001	000	87.2110	.00	-4,936.11	.00	0.00
U S Treasury Nt 0.375% 3/31/16 Standard & Poors Rating N/A Moody's Rating AAA 912828C40 Asset Minor Code 21 ACCOUNT 12603001	000	100.0040	.00	195.04	.00	0.00
U S Treasury Nt 0.375% 10/31/16 Standard & Poors Rating N/A Moody's Rating AAA 912828F88 Asset Minor Code 21 ACCOUNT 12603001	000	99.6910	.00	60.52	.00	0.00
U S Treasury Nt 0.500% 11/30/16 Standard & Poors Rating N/A Moody's Rating AAA 912828G46 Asset Minor Code 21 ACCOUNT 12603001	000	99.7340	.00	-22.27	.00	0.00



ASSET DETAIL (continued)

DESCRIPTION	SHARES/ FACE AMOUNT	MARKET PRICE/UNIT	FEDERAL TAX COST	UNREALIZED GAIN (LOSS) SINCE INCEPTION/ CURRENT PERIOD	ENDING ACCRUAL	YIELD ON MARKET
U S Treasury Nt 1 250% 4/30/19 Standard & Poors Rating N/A Moody's Rating AAA 912828ST8 Asset Minor Code 21 ACCOUNT 12603001	000	99.3630	.00	-621 19	.00	0.00
U S Treasury Nt 2 500% 5/15/24 Standard & Poors Rating N/A Moody's Rating AAA 912828WJ5 Asset Minor Code 21 ACCOUNT 12603001	000	102 1840	00	-7,645 34	00	0.00
U S Treasury I P S 0.125% 7/15/24 Standard & Poors Rating N/A Moody's Rating AAA 912828WU0 Asset Minor Code 30 ACCOUNT 12603001	000	94.9730	00	1,238 84	00	0.00

Total US Government Issues .000 .00 .00 .00 -218,727.41 .00 0.00

Corporate Issues

Aes Corp Va 3.329% 6/01/19 Standard & Poors Rating Bb- Moody's Rating BA3 00130HBV6 Asset Minor Code 28 ACCOUNT 12603001	.000	91 7500	00	-375.00	00	0.00
Att Inc 5 550% 8/15/41 Standard & Poors Rating BBB+ Moody's Rating BAA1 00206RBA9 Asset Minor Code 28 ACCOUNT 12603001	.000	100.4870	00	154 95	.00	0.00

F R. Bigelow Foundation
 EIN 51-0232651
 Statement 14
 Form 990-PF, Part II
 Lines 10a, 10b, 10c, and 13
 13 of 87



00003304
 60-D-12-C-74C-021-04
 0401 -19-02139-04

F R BIGELOW FOUNDATION
 ACCOUNT 00012001

Period from January 1, 2015 to December 31, 2015

ASSET DETAIL (continued)

DESCRIPTION	SHARES/ FACE AMOUNT	MARKET PRICE/UNIT	FEDERAL TAX COST	UNREALIZED GAIN (LOSS) SINCE INCEPTION/ CURRENT PERIOD	ENDING ACCRUAL	YIELD ON MARKET
At T Inc 4.750% 5/15/46 Standard & Poors Rating BBB+ Moody's Rating BAA1 00206RCQ3 Asset Minor Code 28 ACCOUNT 12603001	.000	91.5600	.00	-4,425.30	.00	0.00
American Tower Corp 4.500% 1/15/18 Standard & Poors Rating BBB- Moody's Rating BAA3 029912BD3 Asset Minor Code 28 ACCOUNT 12603001	.000	104.2890	.00	-621.60	.00	0.00
Americredit Auto Rec 1.071% 5/08/18 Standard & Poors Rating AAA Moody's Rating N/A 03064JAD7 Asset Minor Code 31 ACCOUNT 12603001	.000	99.8670	.00	-88.80	.00	0.00
Americredit Auto Rec 1.611% 3/08/19 Standard & Poors Rating AA+ Moody's Rating: N/A 03064JAE5 Asset Minor Code 31 ACCOUNT 12603001	.000	100.0870	.00	150.60	.00	0.00
Americredit Auto 1.570% 1/08/19 Standard & Poors Rating AA+ Moody's Rating N/A 03064YAE2 Asset Minor Code 31 ACCOUNT 12603001	.000	99.9270	.00	134.10	.00	0.00
Anadarko Petro Corp 6.375% 9/15/17 Standard & Poors Rating BBB Moody's Rating BAA2 032511BH9 Asset Minor Code 28 ACCOUNT 12603001	.000	104.8620	.00	-4,646.60	.00	0.00



ASSET DETAIL (continued)

DESCRIPTION	SHARES/ FACE AMOUNT	MARKET PRICE/UNIT	FEDERAL TAX COST	UNREALIZED GAIN (LOSS) SINCE INCEPTION/ CURRENT PERIOD	ENDING ACCRUAL	YIELD ON MARKET
Asbury Auto Glp 6.000% 12/15/24 Standard & Poors Rating Bb Moody's Rating B1 043436AN4 Asset Minor Code 28 ACCOUNT 12603001	.000	103 2500	.00	1,225.00	.00	0.00
Automation Inc 3.350% 1/15/21 Standard & Poors Rating BBB- Moody's Rating BAA3 05329WAL6 Asset Minor Code 28 ACCOUNT 12603001	.000	99 6450	.00	371.80	.00	0.00
Avis Budget Rental 2.100% 3/20/19 Standard & Poors Rating N/A Moody's Rating AAA 05377RBB9 Asset Minor Code 31 ACCOUNT 12603001	.000	99.8830	.00	753.00	.00	0.00
Avis Budget Rental 1.920% 9/20/19 Standard & Poors Rating N/A Moody's Rating AAA 05377RBD5 Asset Minor Code 31 ACCOUNT 12603001	.000	99 2500	.00	815.00	.00	0.00
Avon Products Inc 4.600% 3/15/20 Standard & Poors Rating B+ Moody's Rating BA3 054303AX0 Asset Minor Code 28 ACCOUNT 12603001	.000	77 0000	.00	1,820.20	.00	0.00
Bank Of Amer Crp 5.625% 7/01/20 Standard & Poors Rating BBB+ Moody's Rating BAA1 06051GEC9 Asset Minor Code 28 ACCOUNT 12603001	.000	111.0770	.00	-239.50	.00	0.00



ASSET DETAIL (continued)

DESCRIPTION	SHARES/ FACE AMOUNT	MARKET PRICE/UNIT	FEDERAL TAX COST	UNREALIZED GAIN (LOSS) SINCE INCEPTION/ CURRENT PERIOD	ENDING ACCRUAL	YIELD ON MARKET
Bank Of Amer Crp Mtn 5 000% 5/13/21 Standard & Poors Rating BBB+ Moody's Rating BAA1 06051GEH8 Asset Minor Code 28 ACCOUNT 12603001	.000	109 2550	.00	.00 - 477.60	.00	0.00
Biogen Inc 2.900% 9/15/20 Standard & Poors Rating A- Moody's Rating BAA1 09062XAC7 Asset Minor Code 28 ACCOUNT 12603001	.000	99 7370	.00	.00 792.90	.00	0.00
Biomed Realty LP 6.125% 4/15/20 Standard & Poors Rating BBB Moody's Rating BAA2 09064AAE1 Asset Minor Code 28 ACCOUNT 12603001	.000	108.4470	.00	.00 - 4,486.80	.00	0.00
Braskem America Fin 7 125% 7/22/41 Standard & Poors Rating BBB- Moody's Rating BAA3 10554CAA0 Asset Minor Code 28 ACCOUNT 12603001	.000	74.5000	.00	.00 - 41,000.00	.00	0.00
Brocade Com Sys 6.875% 1/15/20 Standard & Poors Rating N/R Moody's Rating WR 111621AK4 Asset Minor Code 28 ACCOUNT 12603001	.000	103 4380	.00	.00 - 56.25	.00	0.00
Cco Holdings LLC Cap 6 625% 1/31/22 Standard & Poors Rating Bb- Moody's Rating B1 1248EPAX1 Asset Minor Code 28 ACCOUNT 12603001	.000	105 3750	.00	.00 - 1,050.00	.00	0.00



F R BIGELOW FOUNDATION
 ACCOUNT 00012001

Page 23 of 1,467
 Period from January 1, 2015 to December 31, 2015

00003304
 60-D-12-C-74C-021-04
 0401 -19-02139-04

ASSET DETAIL (continued)

DESCRIPTION	SHARES/ FACE AMOUNT	MARKET PRICE/UNIT	FEDERAL TAX COST	UNREALIZED GAIN (LOSS) SINCE INCEPTION/ CURRENT PERIOD	ENDING ACCRUAL	YIELD ON MARKET
Citigroup Deutsche 5.322% 12/11/49 Standard & Poors Rating AAA Moody's Rating AA1 12513YAF7 Asset Minor Code 31 ACCOUNT 12603001	.000	101.6830	.00	-5,688.55	.00	0.00
Comm Mortgage Trus 2.597% 6/15/34 Standard & Poors Rating A Moody's Rating N/A 12592AAE6 Asset Minor Code 31 ACCOUNT 12603001	.000	99.5910	.00	-813.00	.00	0.00
Cps Auto Trust 1.650% 11/15/19 Standard & Poors Rating AA- Moody's Rating N/A 126189AA7 Asset Minor Code 31 ACCOUNT 12603001	.000	99.1480	.00	-674.11	.00	0.00
Crh America Inc 3.875% 5/18/25 Standard & Poors Rating BBB+ Moody's Rating BAA2 12626PAM5 Asset Minor Code 28 ACCOUNT 12603001	.000	99.3030	.00	3,498.00	.00	0.00
Comm Mortgage Trus 2.197% 6/11/27 Standard & Poors Rating BBB Moody's Rating N/A 12632NAF7 Asset Minor Code 31 ACCOUNT 12603001	.000	98.0020	.00	-891.80	.00	0.00
Cps Auto Trust 3.420% 8/16/21 Standard & Poors Rating A Moody's Rating N/A 12635JAC0 Asset Minor Code 31 ACCOUNT 12603001	.000	99.3830	.00	495.29	.00	0.00



F R BIGELOW FOUNDATION
 ACCOUNT 00012001

Period from January 1, 2015 to December 31, 2015
 Page 24 of 1,467

ASSET DETAIL (continued)

DESCRIPTION	SHARES/ FACE AMOUNT	MARKET PRICE/UNIT	FEDERAL TAX COST	UNREALIZED GAIN (LOSS) SINCE INCEPTION/ CURRENT PERIOD	ENDING ACCRUAL	YIELD ON MARKET
Cvs Health Corp 3.875% 7/20/25 Standard & Poors Rating BBB+ Moody's Rating BAA1 126650CL2 Asset Minor Code 28 ACCOUNT 12603001	.000	102.0580	.00	3,744.75	.00	0.00
Cvs Health Corp 5.125% 7/20/45 Standard & Poors Rating BBB+ Moody's Rating BAA1 126650CN8 Asset Minor Code 28 ACCOUNT 12603001	.000	105.3430	.00	4,659.30	.00	0.00
Cvs Health Corp 4.750% 12/01/22 Standard & Poors Rating BBB+ Moody's Rating BAA1 126650CP3 Asset Minor Code 28 ACCOUNT 12603001	.000	107.1510	.00	1,779.20	.00	0.00
Cvs Health Corp 5.000% 12/01/24 Standard & Poors Rating BBB+ Moody's Rating BAA1 126650CR9 Asset Minor Code 28 ACCOUNT 12603001	.000	108.1850	.00	1,132.20	.00	0.00
Camden Ppty Tr 5.000% 6/15/15 Standard & Poors Rating N/R Moody's Rating WR 133131AP7 Asset Minor Code 28 ACCOUNT 12603001	.000	100.0000	.00	-353.50	.00	0.00
Cameron Internat 6.375% 7/15/18 Standard & Poors Rating BBB+ Moody's Rating BAA1 13342BAC9 Asset Minor Code 28 ACCOUNT 12603001	.000	108.4530	.00	-872.94	.00	0.00



00003304
 60-D-12-C-74C-021-04
 0401 -19-02139-04

F R BIGELOW FOUNDATION
 ACCOUNT 00012001

Period from January 1, 2015 to December 31, 2015
 Page 25 of 1,467

DESCRIPTION	SHARES/ FACE AMOUNT	MARKET PRICE/UNIT	FEDERAL TAX COST	UNREALIZED GAIN (LOSS) SINCE INCEPTION/ CURRENT PERIOD	ENDING ACCRUAL	YIELD ON MARKET
ASSET DETAIL (continued)						
Cameron Internat Cam 7.000% 7/15/38 Standard & Poors Rating BBB+ Moody's Rating BAA1 13342BAD7 Asset Minor Code 28 ACCOUNT 12603001	000	119.1930	.00	-3,842.64	00	0.00
Capital Auto Receiv 0.790% 6/20/17 Standard & Poors Rating AAA Moody's Rating AAA 13975EAC7 Asset Minor Code 31 ACCOUNT 12603001	000	99.9720	00	-69.23	00	0.00
Celgene Corp 5.000% 8/15/45 Standard & Poors Rating BBB+ Moody's Rating BAA2 151020AU8 Asset Minor Code 28 ACCOUNT 12603001	000	100.3890	.00	2,118.75	.00	0.00
Centurylink Inc 5.800% 3/15/22 Standard & Poors Rating Bb Moody's Rating BA2 156700AS5 Asset Minor Code 28 ACCOUNT 12603001	.000	91.6500	00	-318.75	00	0.00
Centurylink Inc 5.625% 4/01/20 Standard & Poors Rating Bb Moody's Rating BA2 156700AW6 Asset Minor Code 28 ACCOUNT 12603001	.000	98.8750	00	-1,636.50	00	0.00
Cco Safari II LLC 6.484% 10/23/45 Standard & Poors Rating BBB- Moody's Rating BA1 161175AP9 Asset Minor Code 28 ACCOUNT 12603001	.000	100.1640	00	3,729.80	.00	0.00



ASSET DETAIL (continued)

DESCRIPTION	SHARES/ FACE AMOUNT	MARKET PRICE/UNIT	FEDERAL TAX COST	UNREALIZED GAIN (LOSS) SINCE INCEPTION/ CURRENT PERIOD	ENDING ACCRUAL	YIELD ON MARKET
Citigroup Inc 4.450% 1/10/17 Standard & Poors Rating BBB+ Moody's Rating BAA1 172967FW6 Asset Minor Code 28 ACCOUNT 12603001	.000	102 7570	.00	-2,576.00	.00	0.00
Citigroup Inc 4 050% 7/30/22 Standard & Poors Rating BBB Moody's Rating BAA3 172967GK1 Asset Minor Code 28 ACCOUNT 12603001	.000	102 2870	.00	169.65	.00	0.00
Citigroup Commercial 3 477% 5/10/47 Standard & Poors Rating N/A Moody's Rating AAA 17322MAX4 Asset Minor Code 31 ACCOUNT 12603001	.000	104 7590	.00	428 80	.00	0.00
Citizens Comm 7.875% 1/15/27 Standard & Poors Rating Bb- Moody's Rating BA3 17453BAS0 Asset Minor Code 28 ACCOUNT 12603001	.000	82.0000	.00	-4,425 00	.00	0.00
Colony American 1 53139% 5/17/31 Standard & Poors Rating N/A Moody's Rating AAA 19624LAA7 Asset Minor Code 31 ACCOUNT 12603001	.000	97 9510	.00	-1,143.46	.00	0.00
Gccfc Commercial 5 381% 3/10/39 Standard & Poors Rating AAA Moody's Rating AAA 20173GAB7 Asset Minor Code 31 ACCOUNT 12603001	.000	100 2600	.00	94.15	.00	0.00



F R BIGELOW FOUNDATION
 ACCOUNT 00012001

Period from January 1, 2015 to December 31, 2015
 Page 27 of 1,467

00003304
 60-D-12-C-74C-021-04
 0401 -19-02139-04

ASSET DETAIL (continued)

DESCRIPTION	SHARES/ FACE AMOUNT	MARKET PRICE/UNIT	FEDERAL TAX COST	UNREALIZED GAIN (LOSS) SINCE INCEPTION/ CURRENT PERIOD	ENDING ACCRUAL	YIELD ON MARKET
Greenwich Capital 5 736% 12/10/49 Standard & Poors Rating AA- Moody's Rating N/A 20173VAE0 Asset Minor Code 31 ACCOUNT 12603001	000	103.1730	.00	-1,882.56	00	0.00
Continental Airline 5.983% 10/19/23 Standard & Poors Rating BBB+ Moody's Rating A3 21079NAA9 Asset Minor Code 31 ACCOUNT 12603001	000	110.4300	00	436.13	.00	0.00
Contl Airlines 6.648% 3/15/19 Standard & Poors Rating A+ Moody's Rating BAA1 210805CB1 Asset Minor Code 31 ACCOUNT 12603001	.000	102 3100	00	-226 10	.00	0.00
Contl Airlines 7 566% 3/15/20 Standard & Poors Rating BBB Moody's Rating BAA3 210805CV7 Asset Minor Code 31 ACCOUNT 12603001	000	100 8100	00	-18 06	00	0.00
Contl Airlines 8 048% 11/01/20 Standard & Poors Rating A- Moody's Rating BAA1 210805CY1 Asset Minor Code 31 ACCOUNT 12603001	000	112 0000	00	-1,982.80	.00	0.00
Corning Inc 6.850% 3/01/29 Standard & Poors Rating BBB+ Moody's Rating BAA1 219350AH8 Asset Minor Code 28 ACCOUNT 12603001	.000	118 5660	00	-1,111 25	00	0.00



00003304
 60-D-12-C-74C-021-04
 0401 -19-02139-04

F R BIGELOW FOUNDATION
 ACCOUNT 00012001

Page 28 of 1,467
 Period from January 1, 2015 to December 31, 2015

ASSET-DETAIL (continued)

DESCRIPTION	SHARES/ FACE AMOUNT	MARKET PRICE/UNIT	FEDERAL TAX COST	UNREALIZED GAIN (LOSS) SINCE INCEPTION/ CURRENT PERIOD	ENDING ACCRUAL	YIELD ON MARKET
Corning Inc 7.250% 8/15/36 Standard & Poors Rating BBB+ Moody's Rating BAA1 219350AR6 Asset Minor Code 28 ACCOUNT 12603001	.000	115.4610	.00	-4,571.40	.00	0.00
Credit Suisse Mtg 5.88876% 6/15/39 Standard & Poors Rating A+ Moody's Rating AA2 22544QAE9 Asset Minor Code 31 ACCOUNT 12603001	.000	102.6670	.00	-2,938.50	.00	0.00
Credit Suisse Mtg 5.542% 1/15/49 Standard & Poors Rating AAA Moody's Rating AAA 22545YAD3 Asset Minor Code 31 ACCOUNT 12603001	.000	102.2440	.00	-2,098.25	.00	0.00
Credit Suisse Mtg 5.695% 9/15/40 Standard & Poors Rating BBB+ Moody's Rating N/A 22546BAF7 Asset Minor Code 31 ACCOUNT 12603001	.000	103.3150	.00	-3,638.35	.00	0.00
Crown Castle Tow 3.214% 8/15/15 Standard & Poors Rating N/A Moody's Rating A2 22822RAV2 Asset Minor Code 28 ACCOUNT 12603001	.000	100.1370	.00	-299.00	.00	0.00
Db Master Fin LLC 4.13187% 2/20/45 Standard & Poors Rating BBB Moody's Rating N/A 233046AC5 Asset Minor Code 31 ACCOUNT 12603001	.000	98.9490	.00	452.23	.00	0.00



00003304
 60-D-12-C-74C-021-04
 0401 -19-02139-04

F R BIGELOW FOUNDATION
 ACCOUNT 00012001

Period from January 1, 2015 to December 31, 2015

Page 29 of 1,467

ASSET DETAIL (continued)

DESCRIPTION	SHARES/ FACE AMOUNT	MARKET PRICE/UNIT	FEDERAL TAX COST	UNREALIZED GAIN (LOSS) SINCE INCEPTION/ CURRENT PERIOD	ENDING ACCRUAL	YIELD ON MARKET
Dt Auto Owner Trust 3 040% 9/15/20 Standard & Poors Rating A Moody's Rating N/A 23340BAC0 Asset Minor Code 31 ACCOUNT 12603001	.000	100 0590	.00	.00 475 15	.00	0.00
Delta Air Lines 6 821% 8/10/22 Standard & Poors Rating A Moody's Rating A3 247367BH7 Asset Minor Code 31 ACCOUNT 12603001	.000	115 1800	.00	.00 - 714 25	.00	0.00
Deluxe Corp 6 000% 11/15/20 Standard & Poors Rating Bb Moody's Rating BA2 248019AS0 Asset Minor Code 28 ACCOUNT 12603001	.000	104.0000	.00	.00 - 1,312.50	.00	0.00
Dow Chemical Co The 4 250% 11/15/20 Standard & Poors Rating BBB Moody's Rating BAA2 260543CC5 Asset Minor Code 28 ACCOUNT 12603001	.000	104 6770	.00	.00 - 3,560 75	.00	0.00
Dun Bradstreet Corp 3 250% 12/01/17 Standard & Poors Rating BBB- Moody's Rating N/A 26483EAF7 Asset Minor Code 28 ACCOUNT 12603001	.000	100 7780	.00	.00 - 538 45	.00	0.00
Dynege Fin I Inc 6.750% 11/01/19 Standard & Poors Rating N/A Moody's Rating N/A 26817LAA9 Asset Minor Code 28 ACCOUNT 12603001	.000	103 7500	.00	.00 - 8,050 00	.00	0.00



00003304
 60-D-12-C-74C-021-04
 0401 -19-02139-04

F R BIGELOW FOUNDATION
 ACCOUNT 00012001

Page 30 of 1,467
 Period from January 1, 2015 to December 31, 2015

ASSET DETAIL (continued)

DESCRIPTION	SHARES/ FACE AMOUNT	MARKET PRICE/UNIT	FEDERAL TAX COST	UNREALIZED GAIN (LOSS) SINCE INCEPTION/ CURRENT PERIOD	ENDING ACCRUAL	YIELD ON MARKET
Dynegy Inc New Del 6 750% 11/01/22 Standard & Poors Rating B+ Moody's Rating B3 26817RAF5 Asset Minor Code 28 ACCOUNT 12603001	.000	100 5000	00	700.00	.00	0.00
Dynegy Inc 6 750% 11/01/19 Standard & Poors Rating B+ Moody's Rating B3 26817RAM0 Asset Minor Code 28 ACCOUNT 12603001	000	94.0000	00	- 1,400.00	00	0.00
Dynegy Fin I II Inc 6 750% 11/01/19 Standard & Poors Rating B+ Moody's Rating B3 26818AAZ2 Asset Minor Code 28 ACCOUNT 12603001	.000	103 5000	00	4,025.00	00	0.00
Erac USA Fin Co 7.000% 10/15/37 Standard & Poors Rating BBB+ Moody's Rating BAA1 26882PBE1 Asset Minor Code 28 ACCOUNT 12603001	.000	121 8690	00	- 527.80	00	0.00
Erp Operating LP 5.750% 6/15/17 Standard & Poors Rating A- Moody's Rating BAA1 26884AAX1 Asset Minor Code 28 ACCOUNT 12603001	000	105 6690	.00	- 1,323.00	00	0.00
Embarq Corp 7.995% 6/01/36 Standard & Poors Rating Bb Moody's Rating BAA3 29078EAA3 Asset Minor Code 28 ACCOUNT 12603001	000	103 0000	00	- 12,700.35	00	0.00



00003304
 60-D-12-C-74C-021-04
 0401 -19-02139-04

F R BIGELOW FOUNDATION
 ACCOUNT 00012001

Period from January 1, 2015 to December 31, 2015
 Page 31 of 1,467

ASSET DETAIL (continued)

DESCRIPTION	SHARES/ FACE AMOUNT	MARKET PRICE/UNIT	FEDERAL TAX COST	UNREALIZED GAIN (LOSS) SINCE INCEPTION/ CURRENT PERIOD	ENDING ACCRUAL	YIELD ON MARKET
Energy Tran Ptmr 5.200% 2/01/22 Standard & Poors Rating BBB- Moody's Rating BAA3 29273RAQ2 Asset Minor Code 28 ACCOUNT 12603001	.000	93 4260	.00	- 2,221.80	00	0.00
Energy Transfer Part 6 500% 2/01/42 Standard & Poors Rating BBB- Moody's Rating BAA3 29273RAR0 Asset Minor Code 28 ACCOUNT 12603001	.000	81 3300	.00	- 30,399.25	00	0.00
Equifax Inc 7.000% 7/01/37 Standard & Poors Rating BBB+ Moody's Rating BAA1 294429AG0 Asset Minor Code 28 ACCOUNT 12603001	.000	112 6200	00	- 6,505.73	00	0.00
Express Scripts Hldg 4 750% 11/15/21 Standard & Poors Rating BBB+ Moody's Rating BAA2 30219GAE8 Asset Minor Code 28 ACCOUNT 12603001	000	107 2260	.00	- 1,116.00	.00	0.00
First Investors Auto 0 900% 10/15/18 Standard & Poors Rating AAA Moody's Rating N/A 32058EAC7 Asset Minor Code 31 ACCOUNT 12603001	.000	99 9130	.00	- 8.74	00	0.00
First Investors Auto 1 670% 11/16/20 Standard & Poors Rating AAA Moody's Rating N/A 32058HAE6 Asset Minor Code 31 ACCOUNT 12603001	.000	99 3780	.00	104.50	00	0.00



F R BIGELOW FOUNDATION
 ACCOUNT 00012001

Page 32 of 1,467
 Period from January 1, 2015 to December 31, 2015

ASSET DETAIL (continued)

DESCRIPTION	SHARES/ FACE AMOUNT	MARKET PRICE/UNIT	FEDERAL TAX COST	UNREALIZED GAIN (LOSS) SINCE INCEPTION/ CURRENT PERIOD	ENDING ACCRUAL	YIELD ON MARKET
Firstenergy Corp 2 750% 3/15/18 Standard & Poors Rating Bb+ Moody's Rating BAA3 337932AE7 Asset Minor Code 28 ACCOUNT 12603001	.000	100.4550	.00	.00 -173.40	.00	0.00
Florida Gas Tran 7 900% 5/15/19 Standard & Poors Rating BBB Moody's Rating BAA2 340711AQ3 Asset Minor Code 28 ACCOUNT 12603001	.000	112.6740	.00	.00 -4,071.00	.00	0.00
Ford Mtr Co 7.450% 7/16/31 Standard & Poors Rating BBB- Moody's Rating BAA3 345370CA6 Asset Minor Code 28 ACCOUNT 12603001	.000	123.4010	.00	.00 -4,288.20	.00	0.00
Ford Motor Credit Co 7.000% 4/15/15 Standard & Poors Rating N/R Moody's Rating VR 345397VN0 Asset Minor Code 28 ACCOUNT 12603001	.000	100.0000	.00	.00 -2,355.15	.00	0.00
Ford Motor Cred 5.000% 5/15/18 Standard & Poors Rating BBB- Moody's Rating BAA3 345397VT7 Asset Minor Code 28 ACCOUNT 12603001	.000	105.0400	.00	.00 -4,292.00	.00	0.00
Freeport McMoran C G 3.550% 3/01/22 Standard & Poors Rating BBB- Moody's Rating BAA3 35671DAU9 Asset Minor Code 28 ACCOUNT 12603001	.000	58.0000	.00	.00 -8,893.05	.00	0.00



F R BIGELOW FOUNDATION
 ACCOUNT 00012001

Period from January 1, 2015 to December 31, 2015
 Page 33 of 1,467

00003304
 60-D-12-C-74C-021-04
 0401 -19-02139-04

ASSET DETAIL (continued)

DESCRIPTION	SHARES/ FACE AMOUNT	MARKET PRICE/UNIT	FEDERAL TAX COST	UNREALIZED GAIN (LOSS) SINCE INCEPTION/ CURRENT PERIOD	ENDING ACCRUAL	YIELD ON MARKET
Freepoint McMoran C G 2 375% 3/15/18 Standard & Poors Rating BBB- Moody's Rating BAA3 35671DBD6 Asset Minor Code 28 ACCOUNT 12603001	.000	78.0000	.00	-2,524.00	.00	0.00
Frontier 8 500% 4/15/20 Standard & Poors Rating Bb- Moody's Rating BA3 35906AAH1 Asset Minor Code 28 ACCOUNT 12603001	000	100 2500	.00	-10,000.00	00	0.00
Gp Portfolio Trust 1 3237% 2/15/27 Standard & Poors Rating AAA Moody's Rating N/A 36190SAA0 Asset Minor Code 31 ACCOUNT 12603001	000	99 7590	.00	-231.30	00	0.00
Gp Portfolio Trust 3 1837% 2/15/27 Standard & Poors Rating BBB- Moody's Rating N/A 36190SAL6 Asset Minor Code 31 ACCOUNT 12603001	000	99 3280	.00	-783.00	00	0.00
Gs Mtg Sec Corp II 5.98836% 8/10/45 Standard & Poors Rating BBB- Moody's Rating A3 36246LAE1 Asset Minor Code 31 ACCOUNT 12603001	000	102 7480	.00	-5,023.29	00	0.00
Gamestop Corp 5 500% 10/01/19 Standard & Poors Rating Bb+ Moody's Rating BA1 36467WAA7 Asset Minor Code 28 ACCOUNT 12603001	000	98.5000	.00	2,762.50	.00	0.00

F.R. Bigelow Foundation
 EIN 51-0232651
 Statement 14
 Form 990-PF, Part II
 Lines 10a, 10b, 10c, and 13
 27 of 87



00003304
 60-D-12-C-74C-021-04
 0401 -19-02139-04

F R BIGELOW FOUNDATION
 ACCOUNT 00012001

Page 34 of 1,467
 Period from January 1, 2015 to December 31, 2015

ASSET DETAIL (continued)

DESCRIPTION	SHARES/ FACE AMOUNT	MARKET PRICE/UNIT	FEDERAL TAX COST	UNREALIZED GAIN (LOSS) SINCE INCEPTION/ CURRENT PERIOD	ENDING ACCRUAL	YIELD ON MARKET
General Motors Co 5 000% 4/01/35 Standard & Poors Rating BBB- Moody's Rating BA1 37045VAH3 Asset Minor Code 28 ACCOUNT 12603001	000	.00 93 3220	.00	.00 -9,138.00	00	0.00
General Motors Co 5.200% 4/01/45 Standard & Poors Rating BBB- Moody's Rating BA1 37045VAJ9 Asset Minor Code 28 ACCOUNT 12603001	000	.00 93 7730	.00	.00 -8,988.20	00	0.00
Goldman Sachs Gr 6.150% 4/01/18 Standard & Poors Rating BBB+ Moody's Rating A3 38141GFM1 Asset Minor Code 28 ACCOUNT 12603001	.000	.00 108 5920	.00	.00 -5,211.00	00	0.00
Goldman Sachs Gp 5.250% 7/27/21 Standard & Poors Rating BBB+ Moody's Rating A3 38141GGQ1 Asset Minor Code 28 ACCOUNT 12603001	000	.00 110.5620	.00	.00 -587.20	00	0.00
Great America Leas 0.780% 6/15/16 Standard & Poors Rating N/R Moody's Rating N/A 39153VBJ2 Asset Minor Code 31 ACCOUNT 12603001	000	.00 99 9930	.00	.00 -77 55	.00	0.00
Hca Holdings Inc 6.250% 2/15/21 Standard & Poors Rating B+ Moody's Rating B1 40412CAC5 Asset Minor Code 28 ACCOUNT 12603001	000	.00 105.7500	.00	.00 1,125.00	00	0.00



00003304
 60-D-12-C-74C-021-04
 0401 -19-02139-04

F R BIGELOW FOUNDATION
 ACCOUNT 00012001

Period from January 1, 2015 to December 31, 2015

Page 35 of 1,467

ASSET DETAIL (continued)

DESCRIPTION	SHARES/ FACE AMOUNT	MARKET PRICE/UNIT	FEDERAL TAX COST	UNREALIZED GAIN (LOSS) SINCE INCEPTION/ CURRENT PERIOD	ENDING ACCRUAL	YIELD ON MARKET
Hca Inc 7.500% 2/15/22 Standard & Poors Rating B+ Moody's Rating B1 404121AD7 Asset Minor Code 28 ACCOUNT 12603001	.000	110.7500	.00	625.00	.00	0.00
Halyard Health Inc 6.250% 10/15/22 Standard & Poors Rating B+ Moody's Rating B2 40650VAA8 Asset Minor Code 28 ACCOUNT 12603001	.000	103.7500	.00	875.00	.00	0.00
Halyard Health Inc 6.250% 10/15/22 Standard & Poors Rating B+ Moody's Rating B2 40650VAB6 Asset Minor Code 28 ACCOUNT 12603001	.000	99.5000	.00	-875.00	.00	0.00
Hasbro Inc 6.300% 9/15/17 Standard & Poors Rating BBB Moody's Rating BAA2 418056AP2 Asset Minor Code 28 ACCOUNT 12603001	.000	107.0520	.00	-6,500.74	.00	0.00
Hj Heinz Co 3.950% 7/15/25 Standard & Poors Rating BBB- Moody's Rating BAA3 423074AX1 Asset Minor Code 28 ACCOUNT 12603001	.000	100.9310	.00	2,942.25	.00	0.00
Hewlett Packard Co 2.750% 1/14/19 Standard & Poors Rating BBB Moody's Rating BAA2 428236BY8 Asset Minor Code 28 ACCOUNT 12603001	.000	99.9400	.00	-139.20	.00	0.00



F R BIGELOW FOUNDATION
 ACCOUNT 00012001

Period from January 1, 2015 to December 31, 2015
 Page 36 of 1,467

ASSET DETAIL (continued)

DESCRIPTION	SHARES/ FACE AMOUNT	MARKET PRICE/UNIT	FEDERAL TAX COST	UNREALIZED GAIN (LOSS) SINCE INCEPTION/ CURRENT PERIOD	ENDING ACCRUAL	YIELD ON MARKET
Hp Enterprise Co 3.600% 10/15/20 Standard & Poors Rating BBB Moody's Rating BAA2 42824CAE9 Asset Minor Code 28 ACCOUNT 12603001	.000	100.2300	.00	1,724.80	.00	0.00
Hp Enterprise Co 6.200% 10/15/35 Standard & Poors Rating BBB Moody's Rating BAA2 42824CAQ2 Asset Minor Code 28 ACCOUNT 12603001	.000	96.3620	.00	-1,257.75	.00	0.00
Hyundai Capital 2.125% 10/02/17 Standard & Poors Rating A- Moody's Rating BAA1 44923QAD6 Asset Minor Code 28 ACCOUNT 12603001	.000	99.4070	.00	-46.80	.00	0.00
Ihs Inc 5.000% 11/01/22 Standard & Poors Rating Bb+ Moody's Rating BA1 451734AA5 Asset Minor Code 28 ACCOUNT 12603001	.000	100.5000	.00	300.00	.00	0.00
Ihs Inc 5.000% 11/01/22 Standard & Poors Rating Bb+ Moody's Rating. BA1 451734AC1 Asset Minor Code 28 ACCOUNT 12603001	.000	101.2500	.00	-37.50	.00	0.00
Inctec Pivot Fl 6.000% 12/10/19 Standard & Poors Rating BBB Moody's Rating BAA3 45326TAA6 Asset Minor Code 28 ACCOUNT 12603001	.000	108.4300	.00	-4,153.10	.00	0.00



00003304
 60-D-12-C-74C-021-04
 0401 -19-02139-04

F R BIGELOW FOUNDATION
 ACCOUNT 00012001

Period from January 1, 2015 to December 31, 2015
 Page 37 of 1,467

ASSET DETAIL (continued)

DESCRIPTION	SHARES/ FACE AMOUNT	MARKET PRICE/UNIT	FEDERAL TAX COST	UNREALIZED GAIN (LOSS) SINCE INCEPTION/ CURRENT PERIOD	ENDING ACCRUAL	YIELD ON MARKET
Ipalco Enterprises 5 000% 5/01/18 Standard & Poors Rating Bb+ Moody's Rating BAA3 4626T3AG5 Asset Minor Code 28 ACCOUNT 12603001	000	104.7500	00	-37.50	.00	0.00
Jpmorgan Chase Co 4 250% 10/15/20 Standard & Poors Rating A- Moody's Rating A3 46625HHU7 Asset Minor Code 28 ACCOUNT 12603001	.000	106.0840	.00	88.60	00	0.00
Jpmorgan Chase 4 625% 5/10/21 Standard & Poors Rating A- Moody's Rating A3 46625HHZ6 Asset Minor Code 28 ACCOUNT 12603001	000	108.0150	00	-544.05	00	0.00
Jpmorgan Chase 4 500% 1/24/22 Standard & Poors Rating A- Moody's Rating A3 46625HJD3 Asset Minor Code 28 ACCOUNT 12603001	000	107.8610	00	-41.60	00	0.00
Jp Morgan Chase 2 51203% 7/15/31 Standard & Poors Rating A- Moody's Rating N/A 46642YAJ1 Asset Minor Code 31 ACCOUNT 12603001	.000	99.1030	00	-518.00	.00	0.00
Kla Tencor Corp 3 375% 11/01/19 Standard & Poors Rating BBB Moody's Rating BAA2 482480AC4 Asset Minor Code 28 ACCOUNT 12603001	000	101.0280	00	-45.60	00	0.00



00003304
 60-D-12-C-74C-021-04
 0401 -19-02139-04

F R BIGELOW FOUNDATION
 ACCOUNT 00012001

Period from January 1, 2015 to December 31, 2015
 Page 38 of 1,467

ASSET DETAIL (continued)

DESCRIPTION	SHARES/ FACE AMOUNT	MARKET PRICE/UNIT	FEDERAL TAX COST	UNREALIZED GAIN (LOSS) SINCE INCEPTION/ CURRENT PERIOD	ENDING ACCRUAL	YIELD ON MARKET
Kb Home 4.750% 5/15/19 Standard & Poors Rating B Moody's Rating B2 48666KAU3 Asset Minor Code 28 ACCOUNT 12603001	.000	97.0000	.00	.00 930.00	.00	0.00
Kindred Escrow Corp 8.000% 1/15/20 Standard & Poors Rating B- Moody's Rating B2 49457QAA5 Asset Minor Code 28 ACCOUNT 12603001	.000	104.0000	.00	.00 -400.00	.00	0.00
Lb Ubs Coml Mtg Tr 5.300% 11/15/38 Standard & Poors Rating AAA Moody's Rating N/A 50180CAB6 Asset Minor Code 31 ACCOUNT 12603001	.000	100.8570	.00	.00 -209.57	.00	0.00
Level 3 Financing 5.625% 2/01/23 Standard & Poors Rating B Moody's Rating B1 527298BB8 Asset Minor Code 28 ACCOUNT 12603001	.000	102.2500	.00	.00 900.00	.00	0.00
Level 3 Financing 5.625% 2/01/23 Standard & Poors Rating B Moody's Rating B1 527298BC6 Asset Minor Code 28 ACCOUNT 12603001	.000	102.0000	.00	.00 700.00	.00	0.00
Merrill Lynch 5.485% 3/12/51 Standard & Poors Rating N/A Moody's Rating AA3 55312TAD5 Asset Minor Code 31 ACCOUNT 12603001	.000	102.5280	.00	.00 -7,875.00	.00	0.00



00003304
 60-D-12-C-74C-021-04
 0401 -19-02139-04

F R BIGELOW FOUNDATION
 ACCOUNT 00012001

Page 39 of 1,467

Period from January 1, 2015 to December 31, 2015

ASSET DETAIL (continued)

DESCRIPTION	SHARES/ FACE AMOUNT	MARKET PRICE/UNIT	FEDERAL TAX COST	UNREALIZED GAIN (LOSS) SINCE INCEPTION/ CURRENT PERIOD	ENDING ACCRUAL	YIELD ON MARKET
Merrill Lynch Co Mtn 6.400% 8/28/17 Standard & Poors Rating BBB+ Moody's Rating BAA1 59018YJ69 Asset Minor Code 28 ACCOUNT 12603001	.000	107.1200	.00	-4,120.20	.00	0.00
Merrill Lynch Mtn 6.875% 4/25/18 Standard & Poors Rating BBB+ Moody's Rating BAA1 59018YN64 Asset Minor Code 28 ACCOUNT 12603001	.000	110.3260	.00	-2,376.80	.00	0.00
Merrill Lynch Co Mtn 5.000% 1/15/15 Standard & Poors Rating N/R Moody's Rating VWR 59018YJW9 Asset Minor Code 28 ACCOUNT 12603001	.000	100.0000	.00	1,956.00	.00	0.00
Molex Electronics 2.878% 4/15/20 Standard & Poors Rating BBB Moody's Rating BAA3 60856BAA2 Asset Minor Code 28 ACCOUNT 12603001	.000	97.4310	.00	-899.80	.00	0.00
Molex Electronics 3.900% 4/15/25 Standard & Poors Rating BBB Moody's Rating BAA3 60856BAC8 Asset Minor Code 28 ACCOUNT 12603001	.000	93.5720	.00	-556.20	.00	0.00
Morgan Stanley 5.550% 4/27/17 Standard & Poors Rating BBB+ Moody's Rating A3 617446H51 Asset Minor Code 28 ACCOUNT 12603001	.000	104.9240	.00	-5,403.20	.00	0.00



00003304
 60-D-12-C-74C-021-04
 0401 -19-02139-04

F R BIGELOW FOUNDATION
 ACCOUNT 00012001

Page 40 of 1,467
 Period from January 1, 2015 to December 31, 2015

ASSET DETAIL (continued)

DESCRIPTION	SHARES/ FACE AMOUNT	MARKET PRICE/UNIT	FEDERAL TAX COST	UNREALIZED GAIN (LOSS) SINCE INCEPTION/ CURRENT PERIOD	ENDING ACCRUAL	YIELD ON MARKET
Morgan Stanley 4.750% 3/22/17 Standard & Poors Rating BBB+ Moody's Rating A3 61747YDT9 Asset Minor Code 28 ACCOUNT 12603001	.000	103.5820	.00	-1,245.30	.00	0.00
Morgan Stanley Mtn 3.700% 10/23/24 Standard & Poors Rating BBB+ Moody's Rating A3 61761JVL0 Asset Minor Code 28 ACCOUNT 12603001	.000	100.4810	.00	757.20	.00	0.00
Nabors Industries In 6.150% 2/15/18 Standard & Poors Rating BBB- Moody's Rating BAA2 629568AQ9 Asset Minor Code 28 ACCOUNT 12603001	.000	101.4680	.00	25.05	.00	0.00
Nabors Industries 5.100% 9/15/23 Standard & Poors Rating BBB- Moody's Rating BAA2 629568BB1 Asset Minor Code 28 ACCOUNT 12603001	.000	79.2760	.00	-10,349.50	.00	0.00
National Rural Util 4.750% 4/30/43 Standard & Poors Rating BBB+ Moody's Rating A3 637432MT9 Asset Minor Code 28 ACCOUNT 12603001	.000	98.6400	.00	-269.25	.00	0.00
Nbcuniversal Entirps 5.250% 12/19/49 Standard & Poors Rating BBB Moody's Rating BAA3 63946CAE8 Asset Minor Code 28 ACCOUNT 12603001	.000	106.0000	.00	6,325.00	.00	0.00



00003304
 60-D-12-C-74C-021-04
 0401 -19-02139-04

F R BIGELOW FOUNDATION
 ACCOUNT 00012001

Period from January 1, 2015 to December 31, 2015
 Page 41 of 1,467

ASSET DETAIL (continued)

DESCRIPTION	SHARES/ FACE AMOUNT	MARKET PRICE/UNIT	FEDERAL TAX COST	UNREALIZED GAIN (LOSS) SINCE INCEPTION/ CURRENT PERIOD	ENDING ACCRUAL	YIELD ON MARKET
Newfield Exploration 5.750% 1/30/22 Standard & Poors Rating BBB- Moody's Rating BA1 651290AP3 Asset Minor Code 28 ACCOUNT 12603001	.000	88.5000	.00	1,200.00	.00	0.00
Newfield Exploration 5.375% 1/01/26 Standard & Poors Rating BBB- Moody's Rating BA1 651290AR9 Asset Minor Code 28 ACCOUNT 12603001	.000	82.7500	.00	-1,250.00	.00	0.00
Nisource Fin Corp 5.450% 9/15/20 Standard & Poors Rating BBB+ Moody's Rating BAA2 65473QAR4 Asset Minor Code 28 ACCOUNT 12603001	.000	109.6230	.00	-4,877.20	.00	0.00
Nisource Fin Cp 6.125% 3/01/22 Standard & Poors Rating BBB+ Moody's Rating BAA2 65473QAV5 Asset Minor Code 28 ACCOUNT 12603001	.000	114.4630	.00	-10,431.85	.00	0.00
Omnicare Inc 4.750% 12/01/22 Standard & Poors Rating BBB Moody's Rating WR 681904AS7 Asset Minor Code 28 ACCOUNT 12603001	.000	107.8750	.00	1,350.00	.00	0.00
Omnicare Inc 5.000% 12/01/24 Standard & Poors Rating BBB Moody's Rating WR 681904AT5 Asset Minor Code 28 ACCOUNT 12603001	.000	107.8750	.00	525.00	.00	0.00



00003304
 60-D-12-C-74C-021-04
 0401 -19-02139-04

F R BIGELOW FOUNDATION
 ACCOUNT 00012001

Period from January 1, 2015 to December 31, 2015
 Page 42 of 1,467

ASSET DETAIL (continued)

DESCRIPTION	SHARES/ FACE AMOUNT	MARKET PRICE/UNIT	FEDERAL TAX COST	UNREALIZED GAIN (LOSS) SINCE INCEPTION/ CURRENT PERIOD	ENDING ACCRUAL	YIELD ON MARKET
Onemain Financial 3.190% 3/18/26 Standard & Poors Rating A Moody's Rating N/A 68268EAA1 Asset Minor Code 31 ACCOUNT 12603001	.000	99.3800	.00	1,004.78	.00	0.00
Owens Corning New 7.000% 12/01/36 Standard & Poors Rating BBB- Moody's Rating BA1 690742AB7 Asset Minor Code 28 ACCOUNT 12603001	.000	109.6270	.00	-2,725.80	.00	0.00
Owens Corning 4.200% 12/01/24 Standard & Poors Rating BBB- Moody's Rating BA1 690742AE1 Asset Minor Code 28 ACCOUNT 12603001	.000	97.3250	.00	298.80	.00	0.00
Pan American Energy 7.875% 5/07/21 Standard & Poors Rating N/A Moody's Rating B2 69783TAA2 Asset Minor Code 28 ACCOUNT 12603001	.000	97.7500	.00	-1,425.00	.00	0.00
Perkinelmer Inc 5.000% 11/15/21 Standard & Poors Rating BBB Moody's Rating BAA3 714046AE9 Asset Minor Code 28 ACCOUNT 12603001	.000	105.5970	.00	-972.90	.00	0.00
Phillips 66 4.300% 4/01/22 Standard & Poors Rating BBB+ Moody's Rating A3 718546AC8 Asset Minor Code 28 ACCOUNT 12603001	.000	102.8800	.00	785.85	.00	0.00



00003304
 60-D-12-C-74C-021-04
 0401 -19-02139-04

F R BIGELOW FOUNDATION
 ACCOUNT 00012001

Period from January 1, 2015 to December 31, 2015

Page 43 of 1,467

DESCRIPTION	SHARES/ FACE AMOUNT	MARKET PRICE/UNIT	FEDERAL TAX COST	UNREALIZED GAIN (LOSS) SINCE INCEPTION/ CURRENT PERIOD	ENDING ACCRUAL	YIELD ON MARKET
Pioneer Natural 3.950% 7/15/22 Standard & Poors Rating BBB- Moody's Rating BAA3 723787AK3 Asset Minor Code 28 ACCOUNT 12603001	000	91 2900	.00	.00 92 00	.00	0 00
Plains Exploration 6.875% 2/15/23 Standard & Poors Rating BBB- Moody's Rating BAA3 726505AP5 Asset Minor Code 28 ACCOUNT 12603001	.000	63 0000	00	- 3,840.00	00	0 00
Polyone Corp 5.250% 3/15/23 Standard & Poors Rating Bb- Moody's Rating BA3 73179PAK2 Asset Minor Code 28 ACCOUNT 12603001	.000	97 5000	00	00 46 90	00	0 00
Pride Int Inc 8 500% 6/15/19 Standard & Poors Rating BBB Moody's Rating BAA2 74153QAG7 Asset Minor Code 28 ACCOUNT 12603001	000	98 9660	00	00 - 4,841 70	00	0 00
Qep Resources Inc 5.250% 5/01/23 Standard & Poors Rating Bb+ Moody's Rating BA1 74733VAC4 Asset Minor Code 28 ACCOUNT 12603001	000	71 0000	.00	00 - 2,812.50	.00	0 00
Quicken Loans Inc 5 750% 5/01/25 Standard & Poors Rating Bb Moody's Rating BA2 74840LAA0 Asset Minor Code 28 ACCOUNT 12603001	000	95 2500	00	00 - 300.00	00	0 00

ASSET DETAIL (continued)

F R. Bigelow Foundation
 EIN 51-0232651
 Statement 14
 Form 990-PF, Part II
 Lines 10a, 10b, 10c, and 13
 37 of 87



00003304
 60-D-12-C-74C-021-04
 0401 -19-02139-04

F R BIGELOW FOUNDATION
 ACCOUNT 00012001

Page 44 of 1,467
 Period from January 1, 2015 to December 31, 2015

ASSET DETAIL (continued)

DESCRIPTION	SHARES/ FACE AMOUNT	MARKET PRICE/UNIT	FEDERAL TAX COST	UNREALIZED GAIN (LOSS) SINCE INCEPTION/ CURRENT PERIOD	ENDING ACCRUAL	YIELD ON MARKET
Rpm International 6 125% 10/15/19 Standard & Poors Rating BBB Moody's Rating BAA3 749685AR4 Asset Minor Code 28 ACCOUNT 12603001	.000	109.3840	.00	-1,750.50	.00	0.00
Regal Entertainment 5.750% 3/15/22 Standard & Poors Rating B- Moody's Rating B3 758766AH2 Asset Minor Code 28 ACCOUNT 12603001	.000	100.0000	.00	3,312.50	.00	0.00
Regency Energy Part 5.875% 3/01/22 Standard & Poors Rating BBB- Moody's Rating BAA3 75886AAL2 Asset Minor Code 28 ACCOUNT 12603001	.000	94.2560	.00	-729.85	.00	0.00
Reynolds American 7.250% 6/15/37 Standard & Poors Rating BBB- Moody's Rating BAA3 761713AT3 Asset Minor Code 28 ACCOUNT 12603001	.000	122.4260	.00	-1,343.00	.00	0.00
Rio Oil Finance 6.250% 7/06/24 Standard & Poors Rating Bb Moody's Rating N/A 76716XAA0 Asset Minor Code 28 ACCOUNT 12603001	.000	74.0000	.00	-37,832.50	.00	0.00
Rock Tenn Co 4.450% 3/01/19 Standard & Poors Rating BBB Moody's Rating BAA3 772739AJ7 Asset Minor Code 28 ACCOUNT 12603001	.000	104.2250	.00	-105.00	.00	0.00



00003304
 60-D-12-C-74C-021-04
 0401 -19-02139-04

F R BIGELOW FOUNDATION
 ACCOUNT 00012001

ASSET DETAIL (continued)

DESCRIPTION	SHARES/ FACE AMOUNT	MARKET PRICE/UNIT	FEDERAL TAX COST	UNREALIZED GAIN (LOSS) SINCE INCEPTION/ CURRENT PERIOD	ENDING ACCRUAL	YIELD ON MARKET
Rock Tenn Co 3.500% 3/01/20 Standard & Poors Rating BBB Moody's Rating BAA3 772739AP3 Asset Minor Code 28 ACCOUNT 12603001	.000	101.0020	.00	1,370.85	.00	0.00
Rowan Companies Inc 5.000% 9/01/17 Standard & Poors Rating BBB- Moody's Rating BAA3 779382AN0 Asset Minor Code 28 ACCOUNT 12603001	.000	99.2480	.00	-1,680.00	.00	0.00
Slim Corp Mtn 4.875% 6/17/19 Standard & Poors Rating Bb- Moody's Rating BA3 78442FES3 Asset Minor Code 28 ACCOUNT 12603001	.000	92.0000	.00	-4,951.75	.00	0.00
Navient M T N 6.125% 3/25/24 Standard & Poors Rating Bb- Moody's Rating BA3 78442FET1 Asset Minor Code 28 ACCOUNT 12603001	.000	81.5000	.00	-5,483.80	.00	0.00
Smart Trust 0.840% 9/14/16 Standard & Poors Rating N/A Moody's Rating N/A 78447NAD8 Asset Minor Code 31 ACCOUNT 12603001	.000	100.0000	.00	51.74	.00	0.00
Smart Trust 1.050% 10/14/18 Standard & Poors Rating N/A Moody's Rating N/A 78447NAF3 Asset Minor Code 31 ACCOUNT 12603001	.000	99.7750	.00	198.96	.00	0.00



00003304
 60-D-12-C-74C-021-04
 0401 -19-02139-04

F R BIGELOW FOUNDATION
 ACCOUNT 00012001

Period from January 1, 2015 to December 31, 2015
 Page 46 of 1,467

ASSET DETAIL (continued)

DESCRIPTION	SHARES/ FACE AMOUNT	MARKET PRICE/UNIT	FEDERAL TAX COST	UNREALIZED GAIN (LOSS) SINCE INCEPTION/ CURRENT PERIOD	ENDING ACCRUAL	YIELD ON MARKET
Santander Drive Auto 1.760% 1/15/19 Standard & Poors Rating AAA Moody's Rating N/A 80283FAE6 Asset Minor Code 31 ACCOUNT 12603001	000	.00 100 1110	00	00 42.00	.00	0.00
Santander Drive Auto 2.130% 8/17/20 Standard & Poors Rating A Moody's Rating AAA 80283XAF4 Asset Minor Code 31 ACCOUNT 12603001	000	.00 100 0690	00	00 940.95	.00	0.00
Santander Drive Auto 2.480% 6/15/20 Standard & Poors Rating N/A Moody's Rating AAA 80284AAF3 Asset Minor Code 31 ACCOUNT 12603001	000	.00 100 2810	00	00 815.10	.00	0.00
Sequoia Mortgage 2.500% 5/25/43 Standard & Poors Rating AAA Moody's Rating N/A 81745AAA5 Asset Minor Code 31 ACCOUNT 12603001	000	.00 95 6990	00	00 1,238.19	00	0.00
Snap On Inc 4.250% 1/15/18 Standard & Poors Rating A- Moody's Rating A3 833034AJ0 Asset Minor Code 28 ACCOUNT 12603001	000	.00 104.8720	.00	.00 -2,822.85	.00	0.00
Southern Copper Corp 5.875% 4/23/45 Standard & Poors Rating BBB Moody's Rating BAA2 84265VAJ4 Asset Minor Code 28 ACCOUNT 12603001	.000	.00 76 6120	00	00 -17,782.00	00	0.00



00003304
 60-D-12-C-74C-021-04
 0401 -19-02139-04

F R BIGELOW FOUNDATION
 ACCOUNT 00012001

Period from January 1, 2015 to December 31, 2015
 Page 47 of 1,467

ASSET DETAIL (continued)

DESCRIPTION	SHARES/ FACE AMOUNT	MARKET PRICE/UNIT	FEDERAL TAX COST	UNREALIZED GAIN (LOSS) SINCE INCEPTION/ CURRENT PERIOD	ENDING ACCRUAL	YIELD ON MARKET
Southern Natural Gas 7 350% 2/15/31 Standard & Poors Rating BBB- Moody's Rating BAA3 843452AY9 Asset Minor Code 28 ACCOUNT 12603001	000	91.7920	00	.00 -14,201.55	00	0.00
Springleaf Fdg Tr 3.39733% 1/16/23 Standard & Poors Rating A Moody's Rating N/A 85172EAA0 Asset Minor Code 31 ACCOUNT 12603001	000	100.0570	00	.00 -1,419.60	00	0.00
Sprint Cap Corp 6.875% 11/15/28 Standard & Poors Rating B+ Moody's Rating CAA1 852060AD4 Asset Minor Code 28 ACCOUNT 12603001	000	69.7500	.00	.00 -3,880.25	00	0.00
Tal Advantage LLC 3.270% 11/21/39 Standard & Poors Rating A Moody's Rating N/A 87407PAR1 Asset Minor Code 31 ACCOUNT 12603001	000	98.2780	.00	.00 -313.39	00	0.00
Tesoro Logistics LP 5.500% 10/15/19 Standard & Poors Rating Bb Moody's Rating BA3 88160QAG8 Asset Minor Code 28 ACCOUNT 12603001	000	97.0000	00	.00 431.25	00	0.00
Tesoro Logistics LP 6.250% 10/15/22 Standard & Poors Rating Bb Moody's Rating BA3 88160QAH6 Asset Minor Code 28 ACCOUNT 12603001	000	94.7500	00	.00 812.50	00	0.00



ASSET DETAIL (continued)

DESCRIPTION	SHARES/ FACE AMOUNT	MARKET PRICE/UNIT	FEDERAL TAX COST	UNREALIZED GAIN (LOSS) SINCE INCEPTION/ CURRENT PERIOD	ENDING ACCRUAL	YIELD ON MARKET
Textainer Marine 3.270% 10/20/39 Standard & Pooors Rating A Moodyys Rating N/A 88314RAC0 Asset Minor Code 31 ACCOUNT 12603001	000	97.2980	.00	-1,190.93	00	0.00
Textron Inc 3.875% 3/01/25 Standard & Pooors Rating BBB Moodyys Rating BAA3 883203BV2 Asset Minor Code 28 ACCOUNT 12603001	.000	98.0480	.00	-42.75	.00	0.00
Time Warner Inc 6.625% 5/15/29 Standard & Pooors Rating BBB Moodyys Rating BAA2 887315BN8 Asset Minor Code 28 ACCOUNT 12603001	.000	117.0690	.00	-336.40	.00	0.00
Time Warner Inc 3.400% 6/15/22 Standard & Pooors Rating BBB Moodyys Rating BAA2 887317AQ8 Asset Minor Code 28 ACCOUNT 12603001	000	99.5470	.00	216.75	00	0.00
Time Warner Cabl 5.875% 11/15/40 Standard & Pooors Rating BBB Moodyys Rating BAA2 88732JAY4 Asset Minor Code 28 ACCOUNT 12603001	000	94.7670	.00	-8,184.05	00	0.00
Time Warner Cabl 5.500% 9/01/41 Standard & Pooors Rating BBB Moodyys Rating BAA2 88732JBB3 Asset Minor Code 28 ACCOUNT 12603001	000	90.3650	.00	-16,378.60	00	0.00

F R Bigelow Foundation
 EIN 51-0232651
 Statement 14
 Form 990-PF, Part II
 Lines 10a, 10b, 10c, and 13
 42 of 87



00003304
 60-D-12-C-74C-021-04
 0401 -19-02139-04

F R BIGELOW FOUNDATION
 ACCOUNT 00012001

Period from January 1, 2015 to December 31, 2015
 Page 49 of 1,467

ASSET DETAIL (continued)

DESCRIPTION	SHARES/ FACE AMOUNT	MARKET PRICE/UNIT	FEDERAL TAX COST	UNREALIZED GAIN (LOSS) SINCE INCEPTION/ CURRENT PERIOD	ENDING ACCRUAL	YIELD ON MARKET
Time Warner Cable 4 500% 9/15/42 Standard & Poors Rating BBB Moody's Rating BAA2 88732JBD9 Asset Minor Code 28 ACCOUNT 12603001	000	78.4780	.00	-12,565.20	.00	0.00
Towd Point Mortgage 2 750% 11/25/60 Standard & Poors Rating N/A Moody's Rating AAA 89171YAL5 Asset Minor Code 31 ACCOUNT 12603001	000	98.8310	00	1,345.60	.00	0.00
Usg Corp 9 750% 1/15/18 Standard & Poors Rating B Moody's Rating B3 903293AS7 Asset Minor Code 28 ACCOUNT 12603001	.000	111.2500	00	-13,561.20	.00	0.00
Usg Corp 5 500% 3/01/25 Standard & Poors Rating Bb+ Moody's Rating B1 903293BD9 Asset Minor Code 28 ACCOUNT 12603001	000	101.5000	00	75.00	00	0.00
Vpi Escrow Corp 6.375% 10/15/20 Standard & Poors Rating B- Moody's Rating B1 91829KAA1 Asset Minor Code 28 ACCOUNT 12603001	000	96.5000	00	-21,600.00	00	0.00
Verizon Comm 5 050% 3/15/34 Standard & Poors Rating BBB+ Moody's Rating BAA1 92343VBZ6 Asset Minor Code 28 ACCOUNT 12603001	.000	99.6320	00	-1,222.20	00	0.00



F R BIGELOW FOUNDATION
 ACCOUNT 00012001

Period from January 1, 2015 to December 31, 2015

ASSET DETAIL (continued)

DESCRIPTION	SHARES/ FACE AMOUNT	MARKET PRICE/UNIT	FEDERAL TAX COST	UNREALIZED GAIN (LOSS) SINCE INCEPTION/ CURRENT PERIOD	ENDING ACCRUAL	YIELD ON MARKET
Verizon Comm 2.625% 2/21/20 Standard & Poors Rating BBB+ Moody's Rating BAA1 92343VCG7 Asset Minor Code 28 ACCOUNT 12603001	.000	100.6180	.00	1,938.84	.00	0.00
Verizon 2.625% 2/21/20 Standard & Poors Rating BBB+ Moody's Rating BAA1 92343VCH5 Asset Minor Code 28 ACCOUNT 12603001	.000	100.3480	.00	1,270.09	.00	0.00
Verizon Comm Inc 4.400% 11/01/34 Standard & Poors Rating BBB+ Moody's Rating BAA1 92343VCQ5 Asset Minor Code 28 ACCOUNT 12603001	.000	92.2630	.00	-7,571.50	.00	0.00
Viacom Inc 5.250% 4/01/44 Standard & Poors Rating BBB- Moody's Rating BAA2 92553PAW2 Asset Minor Code 28 ACCOUNT 12603001	.000	82.5100	.00	311.50	.00	0.00
Wf Rbs Commercial 5.4331% 6/15/44 Standard & Poors Rating N/A Moody's Rating BAA1 92936CAW9 Asset Minor Code 31 ACCOUNT 12603001	.000	102.6700	.00	-464.67	.00	0.00
Whirlpool Corp Mtn 4.850% 6/15/21 Standard & Poors Rating BBB Moody's Rating BAA2 96332HCD9 Asset Minor Code 28 ACCOUNT 12603001	.000	107.0460	.00	46.80	.00	0.00



00003304
 60-D-12-C-74C-021-04
 0401 -19-02139-04

F R BIGELOW FOUNDATION
 ACCOUNT 00012001

Period from January 1, 2015 to December 31, 2015

Page 51 of 1,467

ASSET DETAIL (continued)

DESCRIPTION	SHARES/ FACE AMOUNT	MARKET PRICE/UNIT	FEDERAL TAX COST	SINCE INCEPTION/ CURRENT PERIOD	UNREALIZED GAIN (LOSS)	ENDING ACCRUAL	YIELD ON MARKET
Windstream Corp 7.500% 4/01/23 Standard & Poors Rating B+ Moody's Rating B2 97381WAU8 Asset Minor Code 28 ACCOUNT 12603001	000	75.2300	00	00	-17,325.00	00	0.00
World Financial Net 3.454% 1/17/23 Standard & Poors Rating AAA Moody's Rating N/R 981464CW8 Asset Minor Code 31 ACCOUNT 12603001	.000	102.9700	00	00	1,256.30	00	0.00

Total Corporate Issues .000 .00 .00 .00 .00 -435,396.21 .00 0.00

Foreign Issues

Intl Finance Mtn 10.000% 6/12/17 Standard & Poors Rating AAA Moody's Rating AAA BJ4G2R7 Asset Minor Code 34 ACCOUNT 12603001	000	24.4727	00	00	33,004.77	.00	0.00
Intl Fin Corp Mtn 10.500% 4/17/18 BLD36Q0 Asset Minor Code 34 ACCOUNT 12603001	.000	24.3791	00	00	60,234.72	00	0.00
Portugal Rep 5.125% 10/15/24 BP0RQ96 Asset Minor Code 34 ACCOUNT 12603001	000	101.8600	.00	.00	-7,423.75	00	0.00



00003304
 60-D-12-C-74C-021-04
 0401 -19-02139-04

F R BIGELOW FOUNDATION
 ACCOUNT 00012001

Page 52 of 1,467
 Period from January 1, 2015 to December 31, 2015

ASSET DETAIL (continued)

DESCRIPTION	SHARES/ FACE AMOUNT	MARKET PRICE/UNIT	FEDERAL TAX COST	UNREALIZED GAIN (LOSS) SINCE INCEPTION/ CURRENT PERIOD	ENDING ACCRUAL	YIELD ON MARKET
International Bank 2.625% 11/07/16 Standard & Poors Rating AAA Moody's Rating AAA BSBMW48 Asset Minor Code 34 ACCOUNT 12603001	.000	5.7547	.00	-1,923.94	.00	0.00
Mexico Government In 4.000% 3/15/15 Standard & Poors Rating BBB+ Moody's Rating A3 BWW5ZR9 Asset Minor Code 34 ACCOUNT 12603001	.000	91.2492	.00	99,195.89	.00	0.00
Mexican Bonos 6.500% 6/10/21 Standard & Poors Rating A Moody's Rating A3 B3ZD2V9 Asset Minor Code 34 ACCOUNT 12603001	.000	599.7111	.00	-34,543.23	.00	0.00
Intl Fin Corp Mtn 5.000% 12/21/15 Standard & Poors Rating AAA Moody's Rating AAA B8JVZ48 Asset Minor Code 34 ACCOUNT 12603001	.000	24.6319	.00	4,563.17	.00	0.00
Grupo Televisa Mtn 7.250% 5/14/43 Standard & Poors Rating BBB+ Moody's Rating BAA1 B94V7J9 Asset Minor Code 35 ACCOUNT 12603001	.000	4.8539	.00	-12,915.62	.00	0.00
Actavis Funding Scs 4.550% 3/15/35 Standard & Poors Rating BBB- Moody's Rating BAA3 00507JAT8 Asset Minor Code 35 ACCOUNT 12603001	.000	97.1860	.00	-4,231.80	.00	0.00

F. R. Bigelow Foundation
 EIN 51-0232651
 Statement 14
 Form 990-PF, Part II
 Lines 10a, 10b, 10c, and 13
 46 of 87



F R BIGELOW FOUNDATION
 ACCOUNT 00012001

Period from January 1, 2015 to December 31, 2015

00003304
 60-D-12-C-74C-021-04
 0401 -19-02139-04

Page 53 of 1,467

DESCRIPTION	SHARES/ FACE AMOUNT	MARKET PRICE/UNIT	FEDERAL TAX COST	UNREALIZED GAIN (LOSS) SINCE INCEPTION/ CURRENT PERIOD	ENDING ACCRUAL	YIELD ON MARKET
Actavis Funding Scs 4.750% 3/15/45 Standard & Poors Rating BBB- Moody's Rating BAA3 00507JAU5 Asset Minor Code 35 ACCOUNT 12603001	000	97.5050	.00	-6,291.75	00	0.00
Aircastle Ltd 5.500% 2/15/22 Standard & Poors Rating Bb+ Moody's Rating BA2 00928QAN1 Asset Minor Code 35 ACCOUNT 12603001	000	102.5000	.00	862.50	.00	0.00
Anglo American Plc 4.875% 5/14/25 Standard & Poors Rating BBB- Moody's Rating BAA3 034863AP5 Asset Minor Code 35 ACCOUNT 12603001	000	65.0000	00	-34,806.00	00	0.00
Arcelormittal 6.250% 3/01/21 Standard & Poors Rating Bb Moody's Rating BA2 03938LAU8 Asset Minor Code 35 ACCOUNT 12603001	000	80.4890	00	-7,700.00	.00	0.00
Axtel Sab De Cv 9.000% 1/31/20 Standard & Poors Rating B- Moody's Rating N/A 05462GAE4 Asset Minor Code 35 ACCOUNT 12603001	000	103.7500	00	2,233.75	.00	0.00
Bbva Banco Cont 3.250% 4/08/18 Standard & Poors Rating BBB Moody's Rating N/A 05537GAC9 Asset Minor Code 35 ACCOUNT 12603001	000	100.0000	.00	962.55	00	0.00

F R Bigelow Foundation
 EIN 51-0232651
 Statement 14
 Form 990-PF, Part II
 Lines 10a, 10b, 10c, and 13
 47 of 87



00003304
 60-D-12-C-74C-021-04
 0401 -19-02139-04

F R BIGELOW FOUNDATION
 ACCOUNT 00012001

Page 54 of 1,467
 Period from January 1, 2015 to December 31, 2015

ASSET DETAIL (continued)

DESCRIPTION	SHARES/ FACE AMOUNT	MARKET PRICE/UNIT	FEDERAL TAX COST	UNREALIZED GAIN (LOSS) SINCE INCEPTION/ CURRENT PERIOD	ENDING ACCRUAL	YIELD ON MARKET
Banco	000	.00	.00	.00	00	0.00
Santander Mtn 4.625% 2/13/17 Standard & Poors Rating Bb+		100.8500		-5,860.00		
Moody's Rating BAA2 05966TAP2 Asset Minor Code 35 ACCOUNT 12603001						
Bangkok Bank	000	.00	.00	.00	00	0.00
Pub Co 3.300% 10/03/18 Standard & Poors Rating BBB+		101.7630		792.00		
Moody's Rating BAA1 059895AP7 Asset Minor Code 35 ACCOUNT 12603001						
Barclays Plc	000	.00	.00	.00	00	0.00
2.875% 6/08/20 Standard & Poors Rating BBB		99.7900		3,185.30		
Moody's Rating BAA3 06738EAG0 Asset Minor Code 35 ACCOUNT 12603001						
Bharti Airtel	.000	.00	.00	.00	00	0.00
Intern 5.125% 3/11/23 Standard & Poors Rating BBB-		103.5180		166.00		
Moody's Rating BAA3 08861JAA7 Asset Minor Code 35 ACCOUNT 12603001						
Canadian Pac	000	.00	.00	.00	.00	0.00
Rr 7.250% 5/15/19 Standard & Poors Rating BBB+		113.9800		-7,958.00		
Moody's Rating BAA1 13645RAJ3 Asset Minor Code 33 ACCOUNT 12603001						
Celulosa	000	.00	.00	.00	00	0.00
Arauco 4.750% 1/11/22 Standard & Poors Rating BBB-		101.7780		-52.00		
Moody's Rating BAA3 151191AW3 Asset Minor Code 35 ACCOUNT 12603001						



00003304
 60-D-12-C-74C-021-04
 0401 -19-02139-04

F R BIGELOW FOUNDATION
 ACCOUNT 00012001

Period from January 1, 2015 to December 31, 2015

Page 55 of 1,467

ASSET DETAIL (continued)

DESCRIPTION	SHARES/ FACE AMOUNT	MARKET PRICE/UNIT	FEDERAL TAX COST	UNREALIZED GAIN (LOSS) SINCE INCEPTION/ CURRENT PERIOD	ENDING ACCRUAL	YIELD ON MARKET
China Resources 4.500% 4/05/22 Standard & Poors Rating N/A Moody's Rating BAA1 16951XAA0 Asset Minor Code 35 ACCOUNT 12603001	.000	103 7130	.00	- 1,754.00	.00	0.00
Cielo Sa Cielo USA 3 750% 11/16/22 Standard & Poors Rating N/A Moody's Rating BAA2 17178FAA4 Asset Minor Code 35 ACCOUNT 12603001	.000	82 5100	.00	- 4,500.00	.00	0.00
Republic Of Colombia 4 500% 1/28/26 Standard & Poors Rating BBB Moody's Rating N/A 195325CX1 Asset Minor Code 34 ACCOUNT 12603001	000	95 5000	.00	1,660.50	.00	0.00
Colombia Telecom Sa 5.375% 9/27/22 Standard & Poors Rating Bb Moody's Rating N/A 19533PAA8 Asset Minor Code 35 ACCOUNT 12603001	000	90.2500	.00	- 16,250.00	.00	0.00
Ecopetrol Sa 5 375% 6/26/26 Standard & Poors Rating BBB Moody's Rating BAA3 279158AL3 Asset Minor Code 35 ACCOUNT 12603001	000	85.2500	.00	- 5,697.55	.00	0.00
Embraer Netherlands 5 050% 6/15/25 Standard & Poors Rating BBB Moody's Rating BAA3 29082HAA0 Asset Minor Code 35 ACCOUNT 12603001	.000	91 0000	.00	- 4,255.20	.00	0.00



00003304
 60-D-12-C-74C-021-04
 0401 -19-02139-04

F R BIGELOW FOUNDATION
 ACCOUNT 00012001

Period from January 1, 2015 to December 31, 2015
 Page 56 of 1,467

ASSET DETAIL (continued)

DESCRIPTION	SHARES/ FACE AMOUNT	MARKET PRICE/UNIT	FEDERAL TAX COST	UNREALIZED GAIN (LOSS) SINCE INCEPTION/ CURRENT PERIOD	ENDING ACCRUAL	YIELD ON MARKET
Empresa Nacional 4 250% 4/15/24 Standard & Poors Rating BBB+ Moody's Rating BAA2 29246RAA1 Asset Minor Code 35 ACCOUNT 12603001	000	98.7860	.00	.00 286.00	00	0.00
Enesco Plc 4.500% 10/01/24 Standard & Poors Rating BBB Moody's Rating BAA2 29358QAC3 Asset Minor Code 35 ACCOUNT 12603001	000	68.8370	.00	.00 -4,727.30	00	0.00
Enesco Plc 5.750% 10/01/44 Standard & Poors Rating BBB Moody's Rating BAA2 29358QAD1 Asset Minor Code 35 ACCOUNT 12603001	000	65.9190	.00	.00 -6,388.70	.00	0.00
Flextronics Intl Ltd 4 750% 6/15/25 Standard & Poors Rating BBB- Moody's Rating BA1 33938EAT4 Asset Minor Code 35 ACCOUNT 12603001	000	97.3750	.00	.00 -1,106.50	.00	0.00
Goldcorp Inc 2 125% 3/15/18 Standard & Poors Rating BBB+ Moody's Rating BAA2 380956AC6 Asset Minor Code 33 ACCOUNT 12603001	000	96.9150	.00	.00 -58.50	.00	0.00
Haha Bank Mtn 4 250% 6/14/17 Standard & Poors Rating A Moody's Rating A1 40963LAD6 Asset Minor Code 35 ACCOUNT 12603001	.000	103.1220	.00	.00 -3,110.00	00	0.00



00003304
 60-D-12-C-74C-021-04
 0401 -19-02139-04

F R BIGELOW FOUNDATION
 ACCOUNT 00012001

Period from January 1, 2015 to December 31, 2015
 Page 57 of 1,467

DESCRIPTION	SHARES/ FACE AMOUNT	MARKET PRICE/UNIT	FEDERAL TAX COST	UNREALIZED GAIN (LOSS) SINCE INCEPTION/ CURRENT PERIOD	ENDING ACCRUAL	YIELD ON MARKET
Republic Indonesia 6.750% 1/15/44 Standard & Poors Rating Bb+ Moody's Rating BAA3 455780BR6 Asset Minor Code 34 ACCOUNT 12603001	000	121.2500	.00	-50,032.00	.00	0.00
Ingersoll Rnd GIfr 6.875% 8/15/18 Standard & Poors Rating BBB Moody's Rating BAA2 45687AAA0 Asset Minor Code 35 ACCOUNT 12603001	000	110.3800	.00	-8,926.50	.00	0.00
Korea Natl Oil Mtn 3.125% 4/03/17 Standard & Poors Rating AA- Moody's Rating AA2 50065WAC0 Asset Minor Code 35 ACCOUNT 12603001	.000	101.5350	.00	-640.00	.00	0.00
Lotte Shopping Co 3.375% 5/09/17 Standard & Poors Rating N/A Moody's Rating BAA2 54569TAA4 Asset Minor Code 35 ACCOUNT 12603001	.000	101.4680	.00	-1,617.00	.00	0.00
Meg Energy Corp 7.000% 3/31/24 Standard & Poors Rating Bb- Moody's Rating B2 552704AC2 Asset Minor Code 33 ACCOUNT 12603001	000	71.0000	.00	-1,100.00	.00	0.00
Methanex Corp 5.250% 3/01/22 Standard & Poors Rating Bb+ Moody's Rating BAA3 59151KAG3 Asset Minor Code 33 ACCOUNT 12603001	000	98.4620	.00	-627.30	.00	0.00



00003304
 60-D-12-C-74C-021-04
 0401 -19-02139-04

F R BIGELOW FOUNDATION
 ACCOUNT 00012001

Page 58 of 1,467
 Period from January 1, 2015 to December 31, 2015

ASSET DETAIL (continued)

DESCRIPTION	SHARES/ FACE AMOUNT	MARKET PRICE/UNIT	FEDERAL TAX COST	UNREALIZED GAIN (LOSS) SINCE INCEPTION/ CURRENT PERIOD	ENDING ACCRUAL	YIELD ON MARKET
Methanex Corp 3 250% 12/15/19 Standard & Poors Rating Bb+ Moody's Rating BAA3 59151KAH1 Asset Minor Code 33 ACCOUNT 12603001	.000	95.4300	.00	566.80	.00	0.00
Mexichem Sab De Cv 6.750% 9/19/42 Standard & Poors Rating BBB- Moody's Rating BAA3 59284BAD0 Asset Minor Code 35 ACCOUNT 12603001	.000	92.7160	.00	-6,560.00	.00	0.00
Myriad Int Holdings 6 000% 7/18/20 Standard & Poors Rating BBB- Moody's Rating BAA3 62856RAB1 Asset Minor Code 35 ACCOUNT 12603001	.000	106.3930	.00	-2,042.00	.00	0.00
Office Cherifien 5.625% 4/25/24 Standard & Poors Rating BBB- Moody's Rating N/A 67091TAA3 Asset Minor Code 35 ACCOUNT 12603001	.000	101.4750	.00	-13,664.30	.00	0.00
Pko Finance Ab 4 630% 9/26/22 Standard & Poors Rating N/R Moody's Rating A3 69342NAA9 Asset Minor Code 34 ACCOUNT 12603001	.000	103.5000	.00	2,500.00	.00	0.00
Pertamina Persero 5 625% 5/20/43 Standard & Poors Rating Bb+ Moody's Rating BAA3 69369EAF6 Asset Minor Code 35 ACCOUNT 12603001	.000	78.2640	.00	-20,028.60	.00	0.00



00003304
 60-D-12-C-74C-021-04
 0401 -19-02139-04

F R BIGELOW FOUNDATION
 ACCOUNT 00012001

Period from January 1, 2015 to December 31, 2015
 Page 59 of 1,467

ASSET DETAIL (continued)

DESCRIPTION	SHARES/ FACE AMOUNT	MARKET PRICE/UNIT	FEDERAL TAX COST	UNREALIZED GAIN (LOSS) SINCE INCEPTION/ CURRENT PERIOD	ENDING ACCRUAL	YIELD ON MARKET
Pacific Rubiales 7.250% 12/12/21 Standard & Poors Rating D Moody's Rating C 69480JAC1 Asset Minor Code 33 ACCOUNT 12603001	.000	20.0000	.00	- 32,000.00	.00	0.00
Paragon Offshore 6.750% 7/15/22 Standard & Poors Rating C Moody's Rating C 69913JAA7 Asset Minor Code 35 ACCOUNT 12603001	.000	14.0000	.00	20,737.50	.00	0.00
Paragon Offshore 7.250% 8/15/24 Standard & Poors Rating C Moody's Rating C 69913JAB5 Asset Minor Code 35 ACCOUNT 12603001	.000	14.0000	.00	43,575.00	.00	0.00
Petrobras Intl 5.875% 3/01/18 Standard & Poors Rating Bb Moody's Rating BA3 71645WAM3 Asset Minor Code 35 ACCOUNT 12603001	.000	89.0000	.00	- 10,990.95	.00	0.00
Petrobras Global 5.625% 5/20/43 Standard & Poors Rating Bb Moody's Rating BA3 71647NAA7 Asset Minor Code 35 ACCOUNT 12603001	.000	60.7500	.00	- 12,581.25	.00	0.00
Petrobras Global 6.850% 6/05/15 Standard & Poors Rating Bb Moody's Rating BA3 71647NAN9 Asset Minor Code 35 ACCOUNT 12603001	.000	64.7500	.00	- 18,184.50	.00	0.00



ASSET DETAIL (continued)

DESCRIPTION	SHARES/ FACE AMOUNT	MARKET PRICE/UNIT	FEDERAL TAX COST	UNREALIZED GAIN (LOSS) SINCE INCEPTION/ CURRENT PERIOD	ENDING ACCRUAL	YIELD ON MARKET
Petroleos Mexicanos 3.500% 7/18/18 Standard & Poors Rating BBB+ Moody's Rating BAA1 71654QBJ0 Asset Minor Code 34 ACCOUNT 12603001	.000	99 2270	.00	50 00	.00	0 00
Petroleos Mexicanos 3 125% 1/23/19 Standard & Poors Rating BBB+ Moody's Rating BAA1 71654QBQ4 Asset Minor Code 35 ACCOUNT 12603001	000	96 7390	.00	- 225 00	00	0 00
Petroleos Mexic Mtn 3.500% 7/23/20 Standard & Poors Rating BBB+ Moody's Rating BAA1 71656LBC4 Asset Minor Code 35 ACCOUNT 12603001	000	94.6500	.00	- 852 00	.00	0 00
Republic Philippin 3 900% 11/26/22 Standard & Poors Rating BBB- Moody's Rating BAA3 718286BX4 Asset Minor Code 34 ACCOUNT 12603001	.000	2 0757	.00	- 12,111 00	.00	0 00
Qtel Intl 4.750% 2/16/21 Standard & Poors Rating A- Moody's Rating A2 74733LAD4 Asset Minor Code 35 ACCOUNT 12603001	.000	109 6250	.00	7,072.00	00	0 00
Sk Telecom Co 2 125% 5/01/18 Standard & Poors Rating A- Moody's Rating A3 78440PAD0 Asset Minor Code 35 ACCOUNT 12603001	000	99.5410	.00	1,548 00	.00	0 00



00003304
 60-D-12-C-74C-021-04
 0401 -19-02139-04

F R BIGELOW FOUNDATION
 ACCOUNT 00012001

Period from January 1, 2015 to December 31, 2015
 Page 61 of 1,467

ASSET DETAIL (continued)

DESCRIPTION	SHARES/ FACE AMOUNT	MARKET PRICE/UNIT	FEDERAL TAX COST	UNREALIZED GAIN (LOSS) SINCE INCEPTION/ CURRENT PERIOD	ENDING ACCRUAL	YIELD ON MARKET
Telefonica Emis 5.134% 4/27/20 Standard & Poors Rating BBB Moody's Rating BAA2 87938WAM5 Asset Minor Code 35 ACCOUNT 12603001	.000	109.1860	.00	.00 - 433.50	.00	0.00
Telemar Norte Leste 5.500% 10/23/20 Standard & Poors Rating Bb+ Moody's Rating BA3 87944LAE9 Asset Minor Code 35 ACCOUNT 12603001	.000	52.0000	.00	.00 - 25,000.00	.00	0.00
Tencent Holdings Ltd 4.625% 12/12/16 Standard & Poors Rating A Moody's Rating A2 88032QAA7 Asset Minor Code 35 ACCOUNT 12603001	0.000	102.5000	.00	.00 - 3,370.00	.00	0.00
Thai Oil Pcl 4.875% 1/23/43 Standard & Poors Rating BBB Moody's Rating BAA1 88322MAB3 Asset Minor Code 35 ACCOUNT 12603001	.000	93.6170	.00	.00 - 3,882.00	.00	0.00
Transocean Inc 6.500% 11/15/20 Standard & Poors Rating Bb+ Moody's Rating BA2 893830AY5 Asset Minor Code 35 ACCOUNT 12603001	0.000	69.0000	.00	.00 15,991.20	.00	0.00
Transocean Inc 4.300% 10/15/22 Standard & Poors Rating Bb+ Moody's Rating BA2 893830BC2 Asset Minor Code 35 ACCOUNT 12603001	0.000	53.0000	.00	.00 - 6,996.70	.00	0.00



00003304
 60-D-12-C-74C-021-04
 0401 -19-02139-04

F R BIGELOW FOUNDATION
 ACCOUNT 00012001

Page 62 of 1,467
 Period from January 1, 2015 to December 31, 2015

ASSET DETAIL (continued)

DESCRIPTION	SHARES/ FACE AMOUNT	MARKET PRICE/UNIT	FEDERAL TAX COST	UNREALIZED GAIN (LOSS) SINCE INCEPTION/ CURRENT PERIOD	ENDING ACCRUAL	YIELD ON MARKET
Transport De Gas 4.250% 4/30/28 Standard & Pooors Rating BBB+ Moody's Rating BAA1 89388AAA0 Asset Minor Code 35 ACCOUNT 12603001	000	93.5000	00	7,000.00	.00	0.00
United Mexican 4.000% 3/15/15 9AZONP9 Asset Minor Code 34 ACCOUNT 12603001	.000	108.6300	00	-103,524.45	.00	0.00
United Mexican 5.550% 1/21/45 Standard & Pooors Rating BBB+ Moody's Rating A3 91086QB7 Asset Minor Code 34 ACCOUNT 12603001	000	102.5000	00	-20,133.60	.00	0.00
Valeant 5.625% 12/01/21 Standard & Pooors Rating B- Moody's Rating B1 91911KAD4 Asset Minor Code 33 ACCOUNT 12603001	000	92.0000	00	-13,050.00	00	0.00
Valeant Pharma 5.500% 3/01/23 Standard & Pooors Rating B- Moody's Rating B1 91911KAE2 Asset Minor Code 33 ACCOUNT 12603001	000	88.0000	00	-4,093.75	00	0.00
Votorantim Cimentos 7.250% 4/05/41 Standard & Pooors Rating BBB- Moody's Rating BAA3 92911QAA5 Asset Minor Code 35 ACCOUNT 12603001	.000	76.0000	00	-41,000.00	00	0.00



ASSET DETAIL (continued)

DESCRIPTION	SHARES/ FACE AMOUNT	MARKET PRICE/UNIT	FEDERAL TAX COST	UNREALIZED GAIN (LOSS) SINCE INCEPTION/ CURRENT PERIOD	ENDING ACCRUAL	YIELD ON MARKET
Willis Grp Hldgs 5.750% 3/15/21 Standard & Poors Rating BBB Moody's Rating BAA3 97063PAB0 Asset Minor Code 35 ACCOUNT 12603001	.000	110 5120	.00	668 80	.00	0 00

Total Foreign Issues .000 .00 .00 -278,363.79

Domestic Common Stocks

Eros International Plc G3788M114 Asset Minor Code 42 ACCOUNT 12603004	000	9 1500	00	-4,619 94	00	0 00
Mylan Nv N59465109 Asset Minor Code 42 ACCOUNT 12603009	1,600 000	86,512 00 54 0700	92,323 84	-5,811 84 -24,890.78	00	0 00
Abbvie Inc 00287Y109 Asset Minor Code 42 ACCOUNT 12603009	3,450.000	204,378 00 59 2400	203,675 14	702 86 702 86	00	3 84
Adobe Sys Inc 00724F101 Asset Minor Code 42 ACCOUNT 12603009	4,100.000	385,154.00 93,9400	283,476 95	101,677.05 42,311 57	00	0 00
Advent Software Inc 007974108 Asset Minor Code 42 ACCOUNT 12603004	000	44 2300	.00	4,318 25	.00	0 00
Agios Pharmaceuticals Inc 00847X104 Asset Minor Code 42 ACCOUNT 12603004	000	64 9200	00	2,578 59	.00	0 00



00003304
 60-D-12-C-74C-021-04
 0401 -19-02139-04

FR BIGELOW FOUNDATION
 ACCOUNT 00012001

Period from January 1, 2015 to December 31, 2015
 Page 64 of 1,467

ASSET DETAIL (continued)

DESCRIPTION	SHARES/ FACE AMOUNT	MARKET PRICE/UNIT	FEDERAL TAX COST	UNREALIZED GAIN (LOSS) SINCE INCEPTION/ CURRENT PERIOD	ENDING ACCRUAL	YIELD ON MARKET
Akorn Inc 009728106 Asset Minor Code 42 ACCOUNT 12603004	.000	37 3100	.00	.00 662.54	.00	0.00
Alexion Pharmaceuticals Inc 015351109 Asset Minor Code 42 ACCOUNT 12603009	800 000	152,600 00 190.7500	73,878.00	78,722.00 -46,834.90	00	0.00
Allergan Inc 018490102 Asset Minor Code 42 ACCOUNT 12603009	.000	240 2200	.00	.00 63,549.00	00	0.00
Allscripts Healthcare Solutions Inc 01988P108 Asset Minor Code 42 ACCOUNT 12630830	6,625 000	101,892 50 15 3800	81,433 35	20,459 15 20,459 15	.00	0.00
Alphabet Inc ClC 02079K107 Asset Minor Code 42 ACCOUNT 12603009	552 000	418,901.76 758 8800	131,128.11	287,773 65 -45,439 37	00	0.00
Alphabet Inc ClA 02079K305 Asset Minor Code 42 ACCOUNT 12603009	590 000	459,025 90 778.0100	170,811.16	288,214.74 -34,125 85	.00	0.00
Ameriprise Firl Inc 03076C106 Asset Minor Code 42 ACCOUNT 12603009	950 000	101,099 00 106.4200	118,718.36	-17,619 36 -17,619.36	00	2 51
Amsurg Corp 03232P405 Asset Minor Code 42 ACCOUNT 12603004	000	76 0000	00	-6,101 69	00	0.00
Anixter Intl Inc 035290105 Asset Minor Code 42 ACCOUNT 12630830	3,100 000	187,209 00 60 3900	205,142 75	-17,933.75 -83,825 63	00	0.00

F R. Bigelow Foundation
 EIN 51-0232651
 Statement 14
 Form 990-PF, Part II
 Lines 10a, 10b, 10c, and 13
 58 of 87



F R BIGELOW FOUNDATION
 ACCOUNT 00012001

Page 65 of 1,467
 Period from January 1, 2015 to December 31, 2015

00003304
 60-D-12-C-74C-021-04
 0401 -19-02139-04

ASSET DETAIL (continued)

DESCRIPTION	SHARES/ FACE AMOUNT	MARKET PRICE/UNIT	FEDERAL TAX COST	SINCE INCEPTION/ CURRENT PERIOD	UNREALIZED GAIN (LOSS)	ENDING ACCRUAL	YIELD ON MARKET
Ansys Inc 03662Q105 Asset Minor Code 42 ACCOUNT 12603009	1,075.000	99,437.50 92.5000	91,720.88	7,716.62 13,271.87	.00	0.00	
Apple Inc 037833100 Asset Minor Code 42 ACCOUNT 12603009	6,575.000	692,084.50 105.2600	245,971.77	446,112.73 - 521,279.62	00	1.97	
Applied Intl Technologies Inc 03820C105 Asset Minor Code 42 ACCOUNT 12630830	4,600.000	186,254.00 40.4900	192,819.56	- 6,565.56 - 6,565.56	00	2.66	
Applied Materials Inc 038222105 Asset Minor Code 42 ACCOUNT 12603009	10,900.000	203,503.00 18.6700	178,587.48	24,915.52 - 139,909.88	.00	2.14	
Arcbest Corp 03937C105 Asset Minor Code 42 ACCOUNT 12603004	.000	.00 21.3900	00	.00 - 11,084.62	00	0.00	
Armstrong World Inds Inc 04247X102 Asset Minor Code 42 ACCOUNT 12630830	3,350.000	153,195.50 45.7300	178,995.76	- 25,800.26 - 18,056.50	00	0.00	
Arrow Electrs Inc 042735100 Asset Minor Code 42 ACCOUNT 12630830	3,625.000	196,402.50 54.1800	102,610.34	93,792.16 - 13,448.75	00	0.00	
Avery Dennison Corp 053611109 Asset Minor Code 42 ACCOUNT 12630830	2,525.000	158,216.50 62.6600	65,618.69	92,597.81 - 14,147.26	.00	2.36	
WR Berkley Corp 084423102 Asset Minor Code 42 ACCOUNT 12630830	4,850.000	265,537.50 54.7500	140,175.18	125,362.32 16,926.50	00	0.87	



F R BIGELOW FOUNDATION
 ACCOUNT 00012001

Period from January 1, 2015 to December 31, 2015
 Page 66 of 1,467

ASSET DETAIL (continued)

DESCRIPTION	SHARES/ FACE AMOUNT	MARKET PRICE/UNIT	FEDERAL TAX COST	UNREALIZED GAIN (LOSS) SINCE INCEPTION/ CURRENT PERIOD	ENDING ACCRUAL	YIELD ON MARKET
Biogen, Inc 09062X103 Asset Minor Code 42 ACCOUNT 12603009	275 000	84,246 25 306.3500	86,900.40	- 2,654 15 - 2,654 15	00	0 00
Block H R Inc 093671105 Asset Minor Code 42 ACCOUNT 12603009	3,800 000	126,578.00 33 3100	125,365.84	1,212 16 372 36	1,120 00	2.40
Bluebird Bio Inc 09609G100 Asset Minor Code 42 ACCOUNT 12603004	000	00 64 2200	.00	00 - 72,582.95	00	0.00
Boston Beer Inc C I A 100557107 Asset Minor Code 42 ACCOUNT 12603004	000	.00 201.9100	00	.00 - 20,783 78	.00	0 00
Bright Horizons Family Solut 109194100 Asset Minor Code 42 ACCOUNT 12603004	.000	00 66 8000	00	.00 - 7,682.44	.00	0 00
Bristol Myers Squibb Co 110122108 Asset Minor Code 42 ACCOUNT 12603009	.000	00 68 7900	.00	00 - 122,582 90	00	0.00
Broadridge Financial Solutions Inc 11133T103 Asset Minor Code 42 ACCOUNT 12630830	5,600 000	300,888.00 53 7300	112,956.48	187,931.52 - 5,186.79	1,680.00	2 23
Brown Shoe Company Inc 115736100 Asset Minor Code 42 ACCOUNT 12603004	000	.00 30.7000	.00	.00 - 9,077 05	00	0 00



F R BIGELOW FOUNDATION
 ACCOUNT 00012001

Page 67 of 1,467
 Period from January 1, 2015 to December 31, 2015

00003304
 60-D-12-C-74C-021-04
 0401 -19-02139-04

ASSET DETAIL (continued)

DESCRIPTION	SHARES/ FACE AMOUNT	MARKET PRICE/UNIT	FEDERAL TAX COST	UNREALIZED GAIN (LOSS) SINCE INCEPTION/ CURRENT PERIOD	ENDING ACCRUAL	YIELD ON MARKET
Cvs Health Corporation 126650100 Asset Minor Code 42 ACCOUNT 12603009	4,225.000	413,078.25 97 7700	245,672.71	167,405 54 - 148,241 71	00	1.73
Cable One Inc 12685J105 Asset Minor Code 42 ACCOUNT 12630830	348.000	150,913.68 433.6600	115,096 54	35,817.14 - 63,107 56	00	1.38
Capella Education Co 139594105 Asset Minor Code 42 ACCOUNT 12603004	.000	00 46.2200	00	- 11,506 35	.00	0 00
Carlisle Cos Inc 142339100 Asset Minor Code 42 ACCOUNT 12630830	900 000	79,821.00 88 6900	28,271 25	51,549 75 - 66,105 25	00	1.35
Carrizo Oil & Gas Inc 144577103 Asset Minor Code 42 ACCOUNT 12603004	000	00 29.5800	.00	16,521 75	00	0.00
Cash America Intl Inc 14754D100 Asset Minor Code 42 ACCOUNT 12630830	4,800 000	143,760 00 29,9500	127,214 10	16,545 90 16,545 90	00	0.66
Caterpillar Inc 149123101 Asset Minor Code 42 ACCOUNT 12603009	000	00 67 9600	.00	14,316.01	.00	0 00
Cavium Inc 14964U108 Asset Minor Code 42 ACCOUNT 12603004	.000	.00 65 7100	.00	- 24,826 74	00	0.00
Celgene Corp 151020104 Asset Minor Code 42 ACCOUNT 12603009	2,200 000	263,472 00 119.7600	46,097 81	217,374.19 - 132,826 04	.00	0 00



00003304
 60-D-12-C-74C-021-04
 0401 -19-02139-04

F R BIGELOW FOUNDATION
 ACCOUNT 00012001

Period from January 1, 2015 to December 31, 2015
 Page 68 of 1,467

ASSET DETAIL (continued)

DESCRIPTION	SHARES/ FACE AMOUNT	MARKET PRICE/UNIT	FEDERAL TAX COST	UNREALIZED GAIN (LOSS) SINCE INCEPTION/ CURRENT PERIOD	ENDING ACCRUAL	YIELD ON MARKET
Cepheid Inc 15670R107 Asset Minor Code 42 ACCOUNT 12603004	000	36.5300	00	00 - 140.78	00	0.00
Cheesecake Factory Inc 163072101 Asset Minor Code 42 ACCOUNT 12603004	000	46.1100	00	00 - 2,323.31	00	0.00
Chipotle Mexican Grill Inc 169656105 Asset Minor Code 42 ACCOUNT 12603009	210 000	100,768.50 479.8500	134,591.08	- 33,822.58 - 33,822.58	00	0.00
Ciena Corp 171779309 Asset Minor Code 42 ACCOUNT 12603009	6,400 000	132,416.00 20.6900	146,986.76	- 14,570.76 - 14,510.16	.00	0.00
Cimarex Energy Co 171798101 Asset Minor Code 42 ACCOUNT 12630830	000	89.3800	00	00 - 65,482.01	00	0.00
Cintas Corp 172908105 Asset Minor Code 42 ACCOUNT 12630830	000	91.0500	00	00 - 85,143.48	00	0.00
Clarcor Inc 179895107 Asset Minor Code 42 ACCOUNT 12603004	000	49.6800	.00	00 - 3,694.70	00	0.00
Cognizant Tech Solutions Cl A 192446102 Asset Minor Code 42 ACCOUNT 12603009	3,500 000	210,070.00 60.0200	136,134.01	73,935.99 - 49,892.17	.00	0.00
Compass Minerals International 20451N101 Asset Minor Code 42 ACCOUNT 12630830	2,150 000	161,830.50 75.2700	155,483.60	6,346.90 - 24,854.00	.00	3.50



00003304
 60-D-12-C-74C-021-04
 0401 -19-02139-04

F R BIGELOW FOUNDATION
 ACCOUNT 00012001

Period from January 1, 2015 to December 31, 2015
 Page 69 of 1,467

ASSET DETAIL (continued)

DESCRIPTION	SHARES/ FACE AMOUNT	MARKET PRICE/UNIT	FEDERAL TAX COST	UNREALIZED GAIN (LOSS) SINCE INCEPTION/ CURRENT PERIOD	ENDING ACCRUAL	YIELD ON MARKET
Comscore Inc 20564W105 Asset Minor Code 42 ACCOUNT 12603004	.000	.00 41 1500	.00	.00 - 13,846.10	.00	0.00
Constant Contact Inc 210313102 Asset Minor Code 42 ACCOUNT 12603004	000	.00 29.2400	.00	.00 - 14,501.51	00	0.00
Continental Resources Inc 212015101 Asset Minor Code 42 ACCOUNT 12603009	2,575.000	59,173.50 22 9800	135,639 38	- 76,465.88 - 21,853 72	00	0.00
Cullen Frost Bankers Inc 229899109 Asset Minor Code 42 ACCOUNT 12630830	3,400.000	204,000.00 60 0000	172,961 17	31,038 83 - 36,176 00	00	3.53
Cypress Semiconductor Corp 232806109 Asset Minor Code 42 ACCOUNT 12603004	000	.00 9 8100	.00	.00 - 82,052 19	00	0.00
Danaher Corp 235851102 Asset Minor Code 42 ACCOUNT 12603009	512.000	47,554.56 92.8800	30,356 53	17,198.03 2,598.94	102 87	0.58
Delta Air Lines Inc 247361702 Asset Minor Code 42 ACCOUNT 12603009	5,050.000	255,984 50 50 6900	216,673.32	39,311 18 39,311 18	00	1.06
Deluxe Corp 248019101 Asset Minor Code 42 ACCOUNT 12603004	.000	.00 54 5400	.00	.00 - 8,026 15	00	0.00
Diamond Foods Inc 252603105 Asset Minor Code 42 ACCOUNT 12603004	000	.00 38 5500	.00	.00 4,236.97	00	0.00



F R BIGELOW FOUNDATION
 ACCOUNT 00012001

Page 70 of 1,467
 Period from January 1, 2015 to December 31, 2015

ASSET DETAIL (continued)

DESCRIPTION	SHARES/ FACE AMOUNT	MARKET PRICE/UNIT	FEDERAL TAX COST	SINCE INCEPTION/ CURRENT PERIOD	UNREALIZED GAIN (LOSS)	ENDING ACCRUAL	YIELD ON MARKET
Diamondback Energy Inc 25278X109 Asset Minor Code 42 ACCOUNT 12603004	.000	.00 66 9000	00	00	19,173 50	00	0.00
Dicks Sporting Goods Inc 253393102 Asset Minor Code 42 ACCOUNT 12603009	000	.00 35 3500	00	.00	- 64,680.45	.00	0.00
Dineequity Inc 254423106 Asset Minor Code 42 ACCOUNT 12603004	000	.00 84 6700	00	00	- 18,632.00	00	0.00
Disney Walt Co 254687106 Asset Minor Code 42 ACCOUNT 12603009	1,750.000	183,890.00 105.0800	179,037 94	00	4,852 06 4,852 06	1,846.00	1 35
Donaldson Co Inc 257651109 Asset Minor Code 42 ACCOUNT 12630830	5,275 000	151,181.50 28 6600	184,996 33	00	- 33,814.83 - 33,814.83	00	2 37
Dun Bradstreet Corp 26483E100 Asset Minor Code 42 ACCOUNT 12630830	925.000	96,135 25 103.9300	57,178 78	00	38,956.47 - 15,752.75	.00	1 78
Emc Corporation 268648102 Asset Minor Code 42 ACCOUNT 12603009	000	.00 25 6800	00	00	- 43,032 96	.00	0 00
E O G Res Inc 26875P101 Asset Minor Code 42 ACCOUNT 12603009	900.000	63,711.00 70 7900	84,042 36	00	- 20,331.36 - 11,070 36	00	0 94
Ecolab Inc 278865100 Asset Minor Code 42 ACCOUNT 12603009	2,450.000	280,231 00 114 3800	120,006 81	00	160,224.19 - 101,221.43	1,260 00	1 22



F R BIGELOW FOUNDATION
 ACCOUNT 00012001

Period from January 1, 2015 to December 31, 2015
 Page 71 of 1,467

ASSET DETAIL (continued)

DESCRIPTION	SHARES/ FACE AMOUNT	MARKET PRICE/UNIT	FEDERAL TAX COST	UNREALIZED GAIN (LOSS) SINCE INCEPTION/ CURRENT PERIOD	ENDING ACCRUAL	YIELD ON MARKET
Electronic Arts Inc 285512109 Asset Minor Code 42 ACCOUNT 12603009	900.000	61,848 00 68.7200	64,506 60	- 2,658 60 - 2,658.60	.00	0 00
Emerson Electric Co 291011104 Asset Minor Code 42 ACCOUNT 12603009	000	47.8300	.00	- 30,913 57 00	.00	0 00
Enanta Pharmaceuticals Inc 29251M106 Asset Minor Code 42 ACCOUNT 12603004	000	33 0200	.00	.00 - 18,428 94	.00	0 00
Engility Holdings Inc 29285W104 Asset Minor Code 42 ACCOUNT 12603004	000	38 1200	00	00 - 2,483 36	00	0 00
E Plus Inc 294268107 Asset Minor Code 42 ACCOUNT 12630830	150.000	13,989.00 93 2600	13,130.57	858 43 858 43	00	0 00
Equifax Inc 294429105 Asset Minor Code 42 ACCOUNT 12603009	1,925 000	214,387.25 111 3700	134,984 92	79,402 33 41,060 70	.00	1 04
Esterline Technologies Corp 297425100 Asset Minor Code 42 ACCOUNT 12630830	2,425 000	196,425 00 81 0000	241,425 80	- 45,000 80 - 45,000 80	.00	0 00
Exact Sciences Corp 30063P105 Asset Minor Code 42 ACCOUNT 12603004	000	9 2300	.00	.00 - 13,534 47	.00	0 00



DESCRIPTION	SHARES/ FACE AMOUNT	MARKET PRICE/UNIT	FEDERAL TAX COST	UNREALIZED GAIN (LOSS) SINCE INCEPTION/ CURRENT PERIOD	ENDING ACCRUAL	YIELD ON MARKET
Examworks Group Inc 30066A105 Asset Minor Code 42 ACCOUNT 12603004	000	26 6000	00	- 23,960 36	.00	0 00
Express Scripts Hldgs C 30219G108 Asset Minor Code 42 ACCOUNT 12603009	1,800.000	157,338.00 87.4100	110,727.64	46,610.36 - 34,354.52	00	0 00
Flir Systems Inc 302445101 Asset Minor Code 42 ACCOUNT 12630830	7,050.000	197,893 50 28.0700	210,841 96	- 12,948 46 - 22,083 96	.00	1.56
Facebook Inc A 30303M102 Asset Minor Code 42 ACCOUNT 12603009	3,500.000	366,310 00 104 6600	272,879.94	93,430 06 83,303.73	00	0 00
Fairchild Semicon Intl Cl A 303726103 Asset Minor Code 42 ACCOUNT 12603004	000	20.7100	.00	.00 - 9,575 07	00	0 00
Fed Ex Corp 31428X106 Asset Minor Code 42 ACCOUNT 12603009	900 000	134,091 00 148 9900	143,574 10	- 9,483 10 - 9,483 10	325 00	0 67
First Cash Financial Services Inc 31942D107 Asset Minor Code 42 ACCOUNT 12630830	3,175.000	118,840 25 37 4300	130,092 27	- 11,252.02 - 11,252.02	.00	0 00
Forward Air Corp 349853101 Asset Minor Code 42 ACCOUNT 12603004	.000	00 43 0100	.00	.00 - 1,487.03	00	0 00



00003304
 60-D-12-C-74C-021-04
 0401 -19-02139-04

F R BIGELOW FOUNDATION
 ACCOUNT 00012001

Period from January 1, 2015 to December 31, 2015
 Page 73 of 1,467

ASSET DETAIL (continued)

DESCRIPTION	SHARES/ FACE AMOUNT	MARKET PRICE/UNIT	FEDERAL TAX COST	UNREALIZED GAIN (LOSS) SINCE INCEPTION/ CURRENT PERIOD	ENDING ACCRUAL	YIELD ON MARKET
Forward Air Corp 349853101 Asset Minor Code 42 ACCOUNT 12630830	000	43 0100	00	-36,042 07	00	0.00
Total Forward Air Corp	.000	.00	.00	-37,529.10	.00	0.00
Franklin Res Inc 354613101 Asset Minor Code 42 ACCOUNT 12603009	000	36 8200	00	-23,928 29	00	0 00
Fuller H B Co 359694106 Asset Minor Code 42 ACCOUNT 12630830	7,000 000	255,290.00 36 4700	258,076 66	-2,786 66 -56,420 00	00	1.42
General Dynamics Corp 369550108 Asset Minor Code 42 ACCOUNT 12603009	800.000	109,888 00 137 3600	108,291 22	1,596.78 1,596.78	00	2 00
Gilead Sciences Inc 375558103 Asset Minor Code 42 ACCOUNT 12603009	4,250 000	430,057 50 101 1900	324,453 54	105,603 96 -377,207.98	.00	1.69
Goldman Sachs Group Inc 38141G104 Asset Minor Code 42 ACCOUNT 12603009	800 000	144,184 00 180.2300	125,156.29	19,027.71 -25,250 24	00	1 44
Google Inc Cl A 38259P508 Asset Minor Code 42 ACCOUNT 12603009	.000	737 3900	00	42,260 11	00	0 00



F R BIGELOW FOUNDATION
 ACCOUNT 00012001

Page 74 of 1,467
 Period from January 1, 2015 to December 31, 2015

ASSET DETAIL (continued)

DESCRIPTION	SHARES/ FACE AMOUNT	MARKET PRICE/UNIT	FEDERAL TAX COST	UNREALIZED GAIN (LOSS) SINCE INCEPTION/ CURRENT PERIOD	ENDING ACCRUAL	YIELD ON MARKET
Google Inc CI C 38259P706 Asset Minor Code 42 ACCOUNT 12603009	.000	643 6100	00	54,039.92	00	0 00
Graham Holdings Co 384637104 Asset Minor Code 42 ACCOUNT 12630830	289 000	140,156 33 484 9700	145,060 22	- 4,903.89 - 30,248 96	00	0 94
Graphic Packaging Hldg Co 388689101 Asset Minor Code 42 ACCOUNT 12603004	000	12 8300	00	- 27,673.34	.00	0 00
Greatbatch Inc 39153L106 Asset Minor Code 42 ACCOUNT 12603004	.000	52 5000	.00	- 1,239.37	.00	0 00
Gulfport Energy Corp 402635304 Asset Minor Code 42 ACCOUNT 12603009	1,525 000	37,469.25 24 5700	81,589.20	- 44,119 95 - 11,032 66	00	0 00
Hff Inc 40418F108 Asset Minor Code 42 ACCOUNT 12603004	000	31.0700	.00	- 12,998 76	.00	0 00
Habit Restaurants Inc The A 40449J103 Asset Minor Code 42 ACCOUNT 12603004	000	23.0600	00	19,096.45	00	0 00
Hanger Inc 41043F208 Asset Minor Code 42 ACCOUNT 12630830	000	16.4500	.00	26,741 74	00	0 00
Healthcare Svc Group Inc 421906108 Asset Minor Code 42 ACCOUNT 12603004	000	34 8700	00	- 21,682 86	.00	0 00



F R BIGELOW FOUNDATION
 ACCOUNT 00012001

Page 75 of 1,467
 Period from January 1, 2015 to December 31, 2015

00003304
 60-D-12-C-74C-021-04
 0401 -19-02139-04

ASSET DETAIL (continued)

DESCRIPTION	SHARES/ FACE AMOUNT	MARKET PRICE/UNIT	FEDERAL TAX COST	UNREALIZED GAIN (LOSS) SINCE INCEPTION/ CURRENT PERIOD	ENDING ACCRUAL	YIELD ON MARKET
Healthsouth Corp 421924309 Asset Minor Code 42 ACCOUNT 12603004	.000	34.8100	.00	2,435.70	.00	0.00
Heartland Payment Systems Inc 42235N108 Asset Minor Code 42 ACCOUNT 12603004	.000	94.8200	.00	-21,381.44	.00	0.00
Helix Energy Solutions Group Inc 42330P107 Asset Minor Code 42 ACCOUNT 12603004	.000	5.2600	.00	4,886.91	.00	0.00
Helmerich Payne Inc 423452101 Asset Minor Code 42 ACCOUNT 12603009	.000	53.5500	.00	40,570.61	.00	0.00
Hillenbrand Inc 431571108 Asset Minor Code 42 ACCOUNT 12603004	.000	29.6300	.00	-9,986.31	.00	0.00
Home Depot Inc 437076102 Asset Minor Code 42 ACCOUNT 12603009	2,750.000	363.68750 132.2500	189,877.02	173,810.48 -193,246.91	.00	1.78
Honeywell International Inc 438516106 Asset Minor Code 42 ACCOUNT 12603009	2,450.000	253.74650 103.5700	199,544.63	54,201.87 -96,949.89	.00	2.29
Horizon Global Corp 44052W104 Asset Minor Code 42 ACCOUNT 12630830	.000	.00 10.3700	.00	-12,601.15	.00	0.00



F R BIGELOW FOUNDATION
 ACCOUNT 00012001

Page 76 of 1,467
 Period from January 1, 2015 to December 31, 2015

ASSET DETAIL (continued)

DESCRIPTION	SHARES/ FACE AMOUNT	MARKET PRICE/UNIT	FEDERAL TAX COST	UNREALIZED GAIN (LOSS) SINCE INCEPTION/ CURRENT PERIOD	ENDING ACCRUAL	YIELD ON MARKET
Humana Inc 444859102 Asset Minor Code 42 ACCOUNT 12603009	600.000	107,106.00 178.5100	117,159.85	- 10,053.85 - 10,053.85	174.00	0.64
Illinois Tool Worksinc 452308109 Asset Minor Code 42 ACCOUNT 12603009	1,400.000	129,752.00 92.6800	133,313.01	- 3,561.01 - 777.65	770.00	2.37
Incyte Corp 45337C102 Asset Minor Code 42 ACCOUNT 12603009	1,100.000	119,295.00 108.4500	117,068.15	2,226.85 2,226.85	00	0.00
Informatica Corp 45666Q102 Asset Minor Code 42 ACCOUNT 12603009	000	00 48.7300	00	00 17,844.36	.00	0.00
Integrated Device Technology Inc 458118106 Asset Minor Code 42 ACCOUNT 12603004	000	00 26.3500	.00	.00 - 9,294.49	.00	0.00
Intel Corp 458140100 Asset Minor Code 42 ACCOUNT 12603009	5,500.000	189,475.00 34.4500	168,719.74	20,755.26 - 67,003.55	.00	2.78
International Paper Co 460146103 Asset Minor Code 42 ACCOUNT 12603009	000	00 37.7000	.00	00 - 25,851.32	00	0.00
Interpublic Group Cos Inc 460690100 Asset Minor Code 42 ACCOUNT 12630830	13,775.000	320,682.00 23.2800	245,987.55	74,694.45 34,575.25	00	2.06
J & J Snack Foods Corp 466032109 Asset Minor Code 42 ACCOUNT 12603004	000	00 116.6700	00	00 - 16,829.82	.00	0.00



00003304
 60-D-12-C-74C-021-04
 0401 -19-02139-04

F R BIGELOW FOUNDATION
 ACCOUNT 00012001

Period from January 1, 2015 to December 31, 2015
 Page 77 of 1,467

DESCRIPTION	SHARES/ FACE AMOUNT	MARKET PRICE/UNIT	FEDERAL TAX COST	UNREALIZED GAIN (LOSS) SINCE INCEPTION/ CURRENT PERIOD	ENDING ACCRUAL	YIELD ON MARKET
J P Morgan Chase Co 46625H100 Asset Minor Code 42 ACCOUNT 12603009	3,100 000	204,693 00 66 0300	145,741 89	58,951.11 - 38,550 48	.00	2 66
Jack In The Box Inc 466367109 Asset Minor Code 42 ACCOUNT 12603004	.000	.00 76.7100	.00	.00 - 38,073 76	.00	0 00
Jetblue Airways Corp 477143101 Asset Minor Code 42 ACCOUNT 12603004	.000	.00 22 6500	.00	.00 - 42,270 88	.00	0 00
Johnson Johnson 478160104 Asset Minor Code 42 ACCOUNT 12603009	1,700 000	174,624 00 102 7200	142,909 51	31,714.49 - 52,135 03	.00	2 92
J2 Global Inc 48123V102 Asset Minor Code 42 ACCOUNT 12603004	.000	.00 82.3200	.00	.00 - 19,302 28	.00	0 00
Kaiser Aluminum Corp 483007704 Asset Minor Code 42 ACCOUNT 12603004	.000	.00 83 6600	.00	.00 1,672 76	.00	0 00
Kennametal Inc 489170100 Asset Minor Code 42 ACCOUNT 12630830	3,575 000	68,640 00 19 2000	116,888 60	- 48,248 60 - 59,295 89	.00	4 16
Kirby Corp 497266106 Asset Minor Code 42 ACCOUNT 12630830	2,600 000	136,812.00 52 6200	172,387 96	- 35,575 96 - 61,824 45	.00	0 00
Lands End Inc 51509F105 Asset Minor Code 42 ACCOUNT 12603004	.000	.00 23 4400	.00	.00 - 5,274.36	.00	0 00



00003304
 60-D-12-C-74C-021-04
 0401 -19-02139-04

F R BIGELOW FOUNDATION
 ACCOUNT 00012001

Page 78 of 1,467
 Period from January 1, 2015 to December 31, 2015

ASSET DETAIL (continued)

DESCRIPTION	SHARES/ FACE AMOUNT	MARKET PRICE/UNIT	FEDERAL TAX COST	UNREALIZED		ENDING ACCRUAL	YIELD ON MARKET
				GAIN (LOSS) SINCE INCEPTION/ CURRENT PERIOD			
Lauder Estee Cos Inc Cl A 518439104 Asset Minor Code 42 ACCOUNT 12603009	2,450,000	215,747.00 88.0600	195,444.55	20,302.45 20,302.45		00	1.36
Lindsay Corporation 535555106 Asset Minor Code 42 ACCOUNT 12630830	1,100,000	79,640.00 72.4000	84,025.78	-4,385.78 -16,587.84		00	1.54
Littelfuse Inc 537008104 Asset Minor Code 42 ACCOUNT 12603004	000	00 107.0100	00	00 -15,602.21		00	0.00
Live Nation Entertainment Inc 538034109 Asset Minor Code 42 ACCOUNT 12603004	000	00 24.5700	00	00 -9,377.18		.00	0.00
Logmein Inc 54142L109 Asset Minor Code 42 ACCOUNT 12603004	.000	.00 67.1000	00	.00 -7,572.32		00	0.00
M K S Instruments Inc 55306N104 Asset Minor Code 42 ACCOUNT 12630830	3,375,000	121,500.00 36.0000	89,740.24	31,759.76 -14,693.29		.00	1.88
Msc Indl Direct Co Inc Cl A 553530106 Asset Minor Code 42 ACCOUNT 12630830	3,025,000	170,216.75 56.2700	238,153.63	-67,936.88 -70,946.93		00	3.05
Macy's Inc 55616P104 Asset Minor Code 42 ACCOUNT 12603009	2,325,000	81,328.50 34.9800	108,546.70	-27,218.20 -48,042.61		1,233.00	4.11
Manpowergroup Inc 56418H100 Asset Minor Code 42 ACCOUNT 12630830	2,750,000	231,797.50 84.2900	197,893.40	33,904.10 33,523.01		.00	1.89

F.R. Bigelow Foundation
 EIN 51-0232651
 Statement 14
 Form 990-PF, Part II
 Lines 10a, 10b, 10c, and 13
 72 of 87



00003304
 60-D-12-C-74C-021-04
 0401 -19-02139-04

F R BIGELOW FOUNDATION
 ACCOUNT 00012001

Period from January 1, 2015 to December 31, 2015
 Page 79 of 1,467

ASSET DETAIL (continued)

DESCRIPTION	SHARES/ FACE AMOUNT	MARKET PRICE/UNIT	FEDERAL TAX COST	UNREALIZED GAIN (LOSS) SINCE INCEPTION/ CURRENT PERIOD	ENDING ACCRUAL	YIELD ON MARKET
Marathon Petroleum Corp 56585A102 Asset Minor Code 42 ACCOUNT 12603009	2,650 000	137,376.00 51,8400	93,409 88	43,966 12 - 12,744 93	.00	2 46
Marriott Vacations World 57164Y107 Asset Minor Code 42 ACCOUNT 12603004	000	.00 56 9500	00	.00 - 15,866 77	00	0.00
Marsh McLennan Cos Inc 57174B102 Asset Minor Code 42 ACCOUNT 12603009	000	.00 55 4500	.00	.00 - 76,715 66	.00	0 00
McKesson Corporation 58155Q103 Asset Minor Code 42 ACCOUNT 12603009	1,125.000	221,883.75 197.2300	114,333 21	107,550.54 - 133,562.00	469 00	0.56
Medtronic Inc 585055106 Asset Minor Code 42 ACCOUNT 12603009	000	.00 73 9200	.00	.00 39,567 50	00	0 00
Merrimack Pharmaceuticals In 590328100 Asset Minor Code 42 ACCOUNT 12603004	000	.00 7 9000	.00	.00 - 33,584 25	00	0 00
Microsoft Corp 594918104 Asset Minor Code 42 ACCOUNT 12603009	8,900 000	493,772.00 55.4800	296,025 47	197,746.53 - 33,853 51	.00	2 59
Mylan Inc 628530107 Asset Minor Code 42 ACCOUNT 12603009	000	.00 59 3500	00	.00 2,674 00	00	0 00
Nvr Inc 62944T105 Asset Minor Code 42 ACCOUNT 12630830	135 000	221,805 00 1,643 0000	134,749 91	87,055 09 49,635 45	00	0.00



F R BIGELOW FOUNDATION
 ACCOUNT 00012001

Page 80 of 1,467
 Period from January 1, 2015 to December 31, 2015

00003304
 60-D-12-C-74C-021-04
 0401 -19-02139-04

ASSET DETAIL (continued)

DESCRIPTION	SHARES/ FACE AMOUNT	MARKET PRICE/UNIT	FEDERAL TAX COST	UNREALIZED GAIN (LOSS) SINCE INCEPTION/ CURRENT PERIOD	ENDING ACCRUAL	YIELD ON MARKET
Netscout Sys Inc 64115T104 Asset Minor Code 42 ACCOUNT 12603009	.000	30 7000	00	- 174,754 59	00	0 00
Nike Inc 654106103 Asset Minor Code 42 ACCOUNT 12603009	4,100.000	256,250 00 62.5000	106,021 66	150,228 34 - 26,069.74	976.00	1.02
O S I Sys Inc 671044105 Asset Minor Code 42 ACCOUNT 12603004	.000	.00 88 6600	00	00 373 84	00	0 00
Occidental Petroleum Corporation 674599105 Asset Minor Code 42 ACCOUNT 12603009	.000	00 67 6100	.00	00 41,661 27	.00	0.00
Oracle Corporation 68389X105 Asset Minor Code 42 ACCOUNT 12603009	4,425 000	161,645.25 36 5300	135,453 87	26,191 38 - 236,460.94	.00	1 64
Papa Johns Intl Inc 698813102 Asset Minor Code 42 ACCOUNT 12603004	.000	00 55 8700	00	00 - 15,503 58	00	0.00
Patterson Companies Inc 703395103 Asset Minor Code 42 ACCOUNT 12630830	000	00 45 2100	.00	00 - 121,426 60	.00	0.00
Paypal Holdings Inc 70450Y103 Asset Minor Code 42 ACCOUNT 12603009	2,350.000	85,070 00 36.2000	84,122 38	947.62 947 62	00	0 00
Pepsico Inc 713448108 Asset Minor Code 42 ACCOUNT 12603009	3,925 000	392,186.00 99 9200	251,120.19	141,065 81 - 123,684.37	4,092.06	2 81



00003304
 60-D-12-C-74C-021-04
 0401 -19-02139-04

F R BIGELOW FOUNDATION
 ACCOUNT 00012001

Period from January 1, 2015 to December 31, 2015
 Page 81 of 1,467

ASSET DETAIL (continued)

DESCRIPTION	SHARES/ FACE AMOUNT	MARKET PRICE/UNIT	FEDERAL TAX COST	UNREALIZED GAIN (LOSS) SINCE INCEPTION/ CURRENT PERIOD	ENDING ACCRUAL	YIELD ON MARKET
Pfizer Inc 717081103 Asset Minor Code 42 ACCOUNT 12603009	5,150.000	166,242.00 32.2800	170,302.84	- 4,060.84 - 4,060.84	00	3.71
Philip Morris Intl 718172109 Asset Minor Code 42 ACCOUNT 12603009	1,425.000	125,271.75 87.9100	66,961.74	58,310.01 - 69,351.93	2,167.50	4.64
Pinnacle Financial Partners 72346Q104 Asset Minor Code 42 ACCOUNT 12603004	000	51.3600	00	- 36,290.25	00	0.00
Piper Jaffray Co 724078100 Asset Minor Code 42 ACCOUNT 12603004	.000	40.4000	00	- 13,659.21	00	0.00
Polaris Inds Inc 731068102 Asset Minor Code 42 ACCOUNT 12603009	1,500.000	128,925.00 85.9500	184,161.56	- 55,236.56 - 142,766.91	00	2.46
Popeyes Louisiana Kitchen Inc 732872106 Asset Minor Code 42 ACCOUNT 12603004	000	58.5000	00	- 21,659.37	00	0.00
Praxair Inc 74005P104 Asset Minor Code 42 ACCOUNT 12603009	000	102.4000	.00	- 76,099.98	00	0.00
T Rowe Price Group Inc 74144T108 Asset Minor Code 42 ACCOUNT 12603009	000	71.4900	.00	- 14,607.04	00	0.00



F R BIGELOW FOUNDATION
 ACCOUNT 00012001

Period from January 1, 2015 to December 31, 2015

ASSET DETAIL (continued)

DESCRIPTION	SHARES/ FACE AMOUNT	MARKET PRICE/UNIT	FEDERAL TAX COST	UNREALIZED GAIN (LOSS) SINCE INCEPTION/ CURRENT PERIOD	ENDING ACCRUAL	YIELD ON MARKET
The Priceline Group Inc 741503403 Asset Minor Code 42 ACCOUNT 12603009	200 000	254,990.00 1,274,9500	98,879.44	156,110.56 -109,648.69	00	0.00
Procter & Gamble Co 742716109 Asset Minor Code 42 ACCOUNT 12603009	2,950.000	234,259.50 79,4100	187,971.47	46,288.03 -118,553.42	.00	3.33
Progress Software Corp 743312100 Asset Minor Code 42 ACCOUNT 12630830	5,325.000	127,800.00 24,0000	118,431.12	9,368.88 -16,081.50	.00	0.00
Qualcomm Inc 747525103 Asset Minor Code 42 ACCOUNT 12603009	000	00 49,9850	00	00 -150,397.39	.00	0.00
Quidel Corp 74838J101 Asset Minor Code 42 ACCOUNT 12603004	.000	.00 21,2000	00	00 -5,459.16	.00	0.00
Rpx Corp 74972G103 Asset Minor Code 42 ACCOUNT 12630830	11,625.000	127,875.00 11,0000	188,918.58	-61,043.58 -32,317.50	00	0.00
Raytheon Company 755111507 Asset Minor Code 42 ACCOUNT 12603009	2,075.000	258,399.75 124,5300	206,775.97	51,623.78 31,175.99	00	2.15
Regeneron Pharmaceuticals Inc 75886F107 Asset Minor Code 42 ACCOUNT 12603009	000	00 542,8700	00	00 -45,299.43	00	0.00
Robert Half Intl Inc 770323103 Asset Minor Code 42 ACCOUNT 12603009	.000	00 47,1400	.00	00 -106,215.28	00	0.00



00003304
 60-D-12-C-74C-021-04
 0401 -19-02139-04

F R BIGELOW FOUNDATION
 ACCOUNT 00012001

Period from January 1, 2015 to December 31, 2015
 Page 83 of 1,467

ASSET DETAIL (continued)

DESCRIPTION	SHARES/ FACE AMOUNT	MARKET PRICE/UNIT	FEDERAL TAX COST	UNREALIZED GAIN (LOSS) SINCE INCEPTION/ CURRENT PERIOD	ENDING ACCRUAL	YIELD ON MARKET
Robert Half Intl Inc 770323103 Asset Minor Code 42 ACCOUNT 12630830	3,175 000	149,669 50 47 1400	103,558 80	46,110 70 - 28,848.86	.00	1.69
Total Robert Half Intl Inc	3,175.000	149,669.50	103,558.80	46,110.70 - 135,064.14	.00	1.69
Ryder System Inc 783549108 Asset Minor Code 42 ACCOUNT 12603009	000	00 56 8300	00	00 - 18,594 88	.00	0 00
Ryder System Inc 783549108 Asset Minor Code 42 ACCOUNT 12630830	1,925 000	109,397 75 56 8300	80,115.67	29,282 08 - 69,338.50	00	2 88
Total Ryder System Inc	1,925.000	109,397.75	80,115.67	29,282.08 - 87,933.38	.00	2.88
Ryman Hospitality Properties 783771107 Asset Minor Code 42 ACCOUNT 12603004	.000	00 51.6400	00	00 - 8,116.50	.00	0 00
SBA Communications Corp Cl A 783881106 Asset Minor Code 42 ACCOUNT 12603009	1,300.000	136,591.00 105.0700	100,494.69	36,096 31 - 42,145 10	00	0.00
Ss&c Technologies Holdings 784671100 Asset Minor Code 42 ACCOUNT 12603004	000	00 68 2700	00	00 - 47,286 75	.00	0 00



00003304
 60-D-12-C-74C-021-04
 0401 -19-02139-04

F R BIGELOW FOUNDATION
 ACCOUNT 00012001

Period from January 1, 2015 to December 31, 2015
 Page 84 of 1,467

ASSET DETAIL (continued)

DESCRIPTION	SHARES/ FACE AMOUNT	MARKET PRICE/UNIT	FEDERAL TAX COST	UNREALIZED GAIN (LOSS) SINCE INCEPTION/ CURRENT PERIOD	ENDING ACCRUAL	YIELD ON MARKET
ST Jude Med Inc 790849103 Asset Minor Code 42 ACCOUNT 12603009	000	61 7700	00	- 13,870 37	.00	0 00
Scansource Inc 806037107 Asset Minor Code 42 ACCOUNT 12630830	4,450 000	143,379 00 32 2200	127,233.17	16,145 83 - 35,333.00	00	0 00
Semtech Corp 816850101 Asset Minor Code 42 ACCOUNT 12603004	.000	18.9200	00	- 1,975 73	00	0 00
Skechers U S A Inc 830566105 Asset Minor Code 42 ACCOUNT 12603004	000	30.2100	00	- 1,019 33	00	0 00
Skyworks Solutions Inc 83088M102 Asset Minor Code 42 ACCOUNT 12603009	1,400 000	107 562 00 76 8300	126,391.74	- 18,829 74 - 18,829.74	.00	1 35
Sonic Corp 835451105 Asset Minor Code 42 ACCOUNT 12603004	000	32.3100	.00	.00 - 17,072.21	.00	0 00
Spanson Inc Class A 84649R200 Asset Minor Code 42 ACCOUNT 12603004	000	38 5900	00	18,266 60	00	0 00
Starbucks Corp 855244109 Asset Minor Code 42 ACCOUNT 12603009	6,150 000	369,184 50 60.0300	237,740 72	131,443 78 104,380 66	.00	1 33
Steris Corp 859152100 Asset Minor Code 42 ACCOUNT 12603004	.000	76 3100	.00	.00 - 14,033 34	.00	0 00



F R BIGELOW FOUNDATION
 ACCOUNT 00012001

Period from January 1, 2015 to December 31, 2015

ASSET DETAIL (continued)

DESCRIPTION	SHARES/ FACE AMOUNT	MARKET PRICE/UNIT	FEDERAL TAX COST	UNREALIZED GAIN (LOSS) SINCE INCEPTION/ CURRENT PERIOD	ENDING ACCRUAL	YIELD ON MARKET
Sturm Ruger & Co Inc 864159108 Asset Minor Code 42 ACCOUNT 12630830	000	59 6100	00	26,078.93	00	0.00
Sykes Enterprises Inc 871237103 Asset Minor Code 42 ACCOUNT 12603004	000	30 7800	00	- 8,539 79	.00	0.00
Synchronoss Technologies Inc 87157B103 Asset Minor Code 42 ACCOUNT 12603004	000	35.2300	.00	- 16,490 76	.00	0.00
Tjx Companies Inc 872540109 Asset Minor Code 42 ACCOUNT 12603009	3,500 000	248,185.00 70 9100	129,879 42	118,305 58 - 100,880.00	00	1.18
Target Corp 87612E106 Asset Minor Code 42 ACCOUNT 12603009	2,425.000	176,079 25 72 6100	145,232.95	30,846.30 - 46,517.98	.00	3.08
Teledyne Technologies Inc 879360105 Asset Minor Code 42 ACCOUNT 12603004	000	88.7000	00	- 2,072 77	00	0.00
Texas Roadhouse Inc 882681109 Asset Minor Code 42 ACCOUNT 12603004	000	35 7700	00	- 13,046 71	00	0.00
Thermo Fisher Scientific Inc 883556102 Asset Minor Code 42 ACCOUNT 12603009	1,200.000	170,220 00 141.8500	60,120 84	110,099 16 - 49,774 59	270.00	0.42



F R BIGELOW FOUNDATION
 ACCOUNT 00012001

Period from January 1, 2015 to December 31, 2015
 Page 86 of 1,467

00003304
 60-D-12-C-74C-021-04
 0401 -19-02139-04

ASSET DETAIL (continued)

DESCRIPTION	SHARES/ FACE AMOUNT	MARKET PRICE/UNIT	FEDERAL TAX COST	UNREALIZED GAIN (LOSS) SINCE INCEPTION/ CURRENT PERIOD	ENDING ACCRUAL	YIELD ON MARKET
3D Sys Corp Del 88554D205 Asset Minor Code 42 ACCOUNT 12603009	000	8 6900	00	.00 66,559.05	00	0 00
3M Co 88579Y101 Asset Minor Code 42 ACCOUNT 12603009	1,650 000	248,556 00 150.6400	191,593.83	56,962 17 - 114,097 83	00	2 72
Time Warner Inc 887317303 Asset Minor Code 42 ACCOUNT 12603009	2,050 000	132,573 50 64 6700	140,464 01	- 7,890.51 - 77,489 66	00	2. 16
Treehouse Foods Inc 89469A104 Asset Minor Code 42 ACCOUNT 12603004	000	00 78 4600	.00	.00 - 4,949.07	.00	0 00
Triangle Petroleum Corp 89600B201 Asset Minor Code 42 ACCOUNT 12603004	.000	.00 7700	00	.00 17,517.31	00	0 00
Trimas Corp 896215209 Asset Minor Code 42 ACCOUNT 12630830	5,275 000	98,378.75 18 6500	140,381 43	- 42,002 68 - 42,002.68	00	0 00
Trinity Inds Inc 896522109 Asset Minor Code 42 ACCOUNT 12603009	.000	.00 24 0200	.00	.00 44,422 30	.00	0.00
Truecar Inc 89785L107 Asset Minor Code 42 ACCOUNT 12603004	000	00 9 5400	00	.00 - 25,487 32	00	0 00
Tuesday Morning Corp 899035505 Asset Minor Code 42 ACCOUNT 12603004	.000	.00 6.5000	00	.00 - 9,571 64	00	0 00



F R BIGELOW FOUNDATION
 ACCOUNT 00012001

Period from January 1, 2015 to December 31, 2015

Page 87 of 1,467

ASSET DETAIL (continued)

DESCRIPTION	SHARES/ FACE AMOUNT	MARKET PRICE/UNIT	FEDERAL TAX COST	UNREALIZED GAIN (LOSS) SINCE INCEPTION/ CURRENT PERIOD	ENDING ACCRUAL	YIELD ON MARKET
Twenty First Century Fox Inc 90130A101 Asset Minor Code 42 ACCOUNT 12603009	000	27 1600	00	- 82,474.95	00	0 00
Tyler Technologies Inc 902252105 Asset Minor Code 42 ACCOUNT 12603004	000	174 3200	00	- 12,671.55	00	0 00
Unifirst Corp Mass 904708104 Asset Minor Code 42 ACCOUNT 12630830	1,150 000	119,830 00 104.2000	121,426.47	- 1,596 47 - 17,837 42	43 13	0.14
Union Pacific Corp 907818108 Asset Minor Code 42 ACCOUNT 12603009	1,225 000	95,795 00 78.2000	65,381 01	30,413 99 - 379,809 46	00	2.81
United Parcel Service Inc Cl B 911312106 Asset Minor Code 42 ACCOUNT 12603009	1,275 000	122,693 25 96.2300	93,476.99	29,216 26 - 62,289 89	00	3 03
United Technologies Corp 913017109 Asset Minor Code 42 ACCOUNT 12603009	800 000	76,856.00 96.0700	74,589 28	2,266 72 - 139,398.72	.00	2.66
United Health Group Inc 91324P102 Asset Minor Code 42 ACCOUNT 12603009	1,850 000	217,634 00 117 6400	114,990.17	102,643 83 - 46,566.59	00	1 70
Valmont Inds Inc 920253101 Asset Minor Code 42 ACCOUNT 12630830	1,225.000	129,874.50 106 0200	182,661 98	- 52,787 48 - 25,700.50	459 38	1.41



F R BIGELOW FOUNDATION
 ACCOUNT 00012001

Page 88 of 1,467
 Period from January 1, 2015 to December 31, 2015

00003304
 60-D-12-C-74C-021-04
 0401 -19-02139-04

ASSET DETAIL (continued)

DESCRIPTION	SHARES/ FACE AMOUNT	MARKET PRICE/UNIT	FEDERAL TAX COST	UNREALIZED GAIN (LOSS) SINCE INCEPTION/ CURRENT PERIOD	ENDING	
					ACCRUAL	YIELD ON MARKET
Varian Med Sys Inc 92220P105 Asset Minor Code 42 ACCOUNT 12630830	1,975 000	159,580.00 80.8000	143,359.90	16,220.10 - 22,059.87	00	0.00
Verizon Communications Inc 92343V104 Asset Minor Code 42 ACCOUNT 12603009	7,275 000	336,250.50 46.2200	333,958.62	2,291.88 - 68,653.99	00	4.88
Verint Systems Inc 92343X100 Asset Minor Code 42 ACCOUNT 12603004	000	00 40.5600	.00	.00 - 23,380.68	00	0.00
Visa Inc 92826C839 Asset Minor Code 42 ACCOUNT 12603009	6,200 000	480,810.00 77.5500	207,478.17	273,331.83 - 141,292.80	00	0.72
Western Alliance Bancorporation 957638109 Asset Minor Code 42 ACCOUNT 12603004	000	00 35.8600	.00	.00 - 9,433.20	00	0.00
Whiting Petroleum Corp 966387102 Asset Minor Code 42 ACCOUNT 12603004	000	00 9.4400	.00	20,302.97	.00	0.00
Wisdomtree Invs 97717P104 Asset Minor Code 42 ACCOUNT 12603004	000	00 15.6800	.00	2,308.75	00	0.00
Woodward Inc 980745103 Asset Minor Code 42 ACCOUNT 12630830	6,300.000	312,858.00 49.6600	277,956.50	34,901.50 7,846.39	00	0.80
Xilinx Inc 983919101 Asset Minor Code 42 ACCOUNT 12603009	000	.00 46.9700	.00	.00 7.33	00	0.00



F R BIGELOW FOUNDATION
 ACCOUNT 00012001

Page 89 of 1,467
 Period from January 1, 2015 to December 31, 2015

ASSET DETAIL (continued)

DESCRIPTION	SHARES/ FACE AMOUNT	MARKET PRICE/UNIT	FEDERAL TAX COST	UNREALIZED GAIN (LOSS) SINCE INCEPTION/ CURRENT PERIOD	ENDING ACCRUAL	YIELD ON MARKET
Zeltiq Aesthetics Inc 98933Q108 Asset Minor Code 42 ACCOUNT 12603004	000	.00 28 5300	00	00 - 24,618.43	.00	0 00
Zendeski Inc 98936J101 Asset Minor Code 42 ACCOUNT 12603004	000	00 26 4400	.00	00 - 19.06	00	0 00
Zimmer Biomet Holdings Inc 98956P102 Asset Minor Code 42 ACCOUNT 12603009	1,425 000	146,190 75 102 5900	160,483 16	- 14,292 41 - 21,873 51	313.50	0 85
Zions Bancorporation 989701107 Asset Minor Code 42 ACCOUNT 12630830	4,000 000	109,200 00 27.3000	93,619 00	15,581 00 - 4,840 00	00	0 87
Total Domestic Common Stocks	333,636.000	20,899,115.73	16,117,171.47	4,781,944.26 - 6,925,653.13	17,301.44	1.45
Foreign Stocks						
Actavis Plc G0083B108 Asset Minor Code 53 ACCOUNT 12603009	000	.00 303 4600	00	00 - 47,390 48	00	0 00
Allergan Plc G0177J108 Asset Minor Code 53 ACCOUNT 12603009	1,225 000	382,812.50 312.5000	334,459.26	48,353 24 - 78,300.20	.00	0 00
Accenture Plc CIA G1151C101 Asset Minor Code 53 ACCOUNT 12603009	4,100 000	428,450 00 104 5000	206,458.79	221,991 21 20,415 76	.00	2.10
Covidien Plc G2554F113 Asset Minor Code 53 ACCOUNT 12603009	.000	00 106 7100	.00	00 18,495 25	.00	0 00



F R BIGELOW FOUNDATION
 ACCOUNT 00012001

Period from January 1, 2015 to December 31, 2015
 Page 90 of 1,467

ASSET DETAIL (continued)

DESCRIPTION	SHARES/ FACE AMOUNT	MARKET PRICE/UNIT	FEDERAL TAX COST	UNREALIZED GAIN (LOSS) SINCE INCEPTION/ CURRENT PERIOD	ENDING ACCRUAL	YIELD ON MARKET
Delphi Automotive Plc G27823106 Asset Minor Code 53 ACCOUNT 12603009	1,525 000	130,738.25 85.7300	102,931.51	27,806.74 12,292.99	00	1.35
Genpact Limited G3922B107 Asset Minor Code 53 ACCOUNT 12630830	14,150 000	353,467.00 24.9800	239,627.40	113,839.60 80,629.72	00	0.00
Greenlight Capital Re Ltd A G4095J109 Asset Minor Code 53 ACCOUNT 12630830	5,375 000	100,566.25 18.7100	130,404.88	-29,838.63 -65,132.81	.00	0.00
Invesco Ltd G491BT108 Asset Minor Code 53 ACCOUNT 12603009	3,500.000	117,180.00 33.4800	114,716.91	2,463.09 2,463.09	.00	3.22
Medtronic Plc G5960L103 Asset Minor Code 53 ACCOUNT 12603009	6,850.000	526,902.00 76.9200	527,516.18	-614.18 -129,496.66	3,857.00	1.97
Michael Kors Holdings Ltd G60754101 Asset Minor Code 53 ACCOUNT 12603009	000	.00 40.0600	00	.00 -46,847.29	00	0.00
Nielsen Holdings Plc G6518L108 Asset Minor Code 53 ACCOUNT 12603009	3,650 000	170,090.00 46.6000	169,111.31	978.69 978.69	.00	2.40
Avago Technologies Y0486S104 Asset Minor Code 53 ACCOUNT 12603009	2,375.000	344,731.25 145.1500	90,596.39	254,134.86 -12,271.29	00	1.21



00003304
 60-D-12-C-74C-021-04
 0401 -19-02139-04

F R BIGELOW FOUNDATION
 ACCOUNT 00012001

Period from January 1, 2015 to December 31, 2015
 Page 91 of 1,467

ASSET DETAIL (continued)

DESCRIPTION	SHARES/ FACE AMOUNT	MARKET PRICE/UNIT	FEDERAL TAX COST	UNREALIZED GAIN (LOSS) SINCE INCEPTION/ CURRENT PERIOD	ENDING ACCRUAL	YIELD ON MARKET
Nortel Networks Corp 656568508 Asset Minor Code 53 ACCOUNT 12603007	725.000	36 0005	1.00	-.64 -2.18	00	0.00
Schlumberger Ltd 806857108 Asset Minor Code 53 ACCOUNT 12603009	1,825.000	127.29375 69.7500	106,099.79	21,193.96 -144,826.98	1,337.50	2.86
Sociedad Quimica Minera A D R 833635105 Asset Minor Code 53 ACCOUNT 12630830	000	.00 19.0100	.00	.00 51,436.73	.00	0.00
Total Foreign Stocks	45,300.000	2,682,231.36	2,021,923.42	660,307.94 -337,555.66	5,194.50	1.37

Mutual Funds

Mutual Funds-Equity

Amg Managers Cadence Emerging Coms 00170L503 Asset Minor Code 98 ACCOUNT 12603004	.000	.00 38.1900	.00	.00 -730,550.89	.00	0.00
Dodge & Cox Stock Fund 256219106 Asset Minor Code 98 ACCOUNT 12630750	101,876.851	16,582,495.04 162.7700	12,981,143.62	3,601,351.42 -5,458,000.05	00	1.51
Lazard Inter Sirat Equity Is 52106N590 Asset Minor Code 98 ACCOUNT 12630850	1,562,371.090	20,826,406.63 13.3300	21,345,821.37	-519,414.74 -1,114,746.16	00	1.05



00003304
 60-D-12-C-74C-021-04
 0401 -19-02139-04

F R BIGELOW FOUNDATION
 ACCOUNT 00012001

Period from January 1, 2015 to December 31, 2015
 Page 92 of 1,467

DESCRIPTION	SHARES/ FACE AMOUNT	MARKET PRICE/UNIT	FEDERAL TAX COST	UNREALIZED GAIN (LOSS) SINCE INCEPTION/ CURRENT PERIOD	ENDING ACCRUAL	YIELD ON MARKET
Morgan Stanley Inst Intl Eq I 61744J408 Asset Minor Code 98 ACCOUNT 12603005	918,838.873	13,874,466.98 15 1000	15,265,711.33	- 1,391,244.35 - 279,646.63	.00	2.89
Total Mutual Funds-Equity	2,583,086.814	51,283,368.65	49,592,676.32	1,690,692.33 - 7,582,943.73	.00	1.70
Mutual Funds-Fixed Income						
Ls Core Plus Fixed Income Trust Nhit *** 54350T109 Asset Minor Code 99 ACCOUNT 12603001	2,130,977.595	22,567,052.73 10 5900	23,120,980.21	- 553,927.48 - 553,927.48	.00	0.00
Total Mutual Funds-Fixed Income	2,130,977.595	22,567,052.73	23,120,980.21	- 553,927.48 - 553,927.48	.00	0.00
Total Mutual Funds	4,714,064.409	73,850,421.38	72,713,656.53	1,136,764.85 - 8,136,871.21	.00	1.18
Miscellaneous						
Partnerships/Joint Ventures						
Reef America Reit II Inc (Bigelow) *** 7498699A3 Asset Minor Code 77 ACCOUNT 12603006	115,483.582	12,752,225.69 110 4246	10,566,853.97	2,185,371.72 1,507,029.22	.00	0.00
Reef America Reit III Inc (Bigelow) *** 7499899A0 Asset Minor Code 77 ACCOUNT 12603006	17,649.779	160,087.47 9 0702	429,553.26	- 269,465.79 4,408.93	.00	0.00



ASSET DETAIL (continued)

DESCRIPTION	SHARES/ FACE AMOUNT	MARKET PRICE/UNIT	FEDERAL TAX COST	UNREALIZED GAIN (LOSS) SINCE INCEPTION/ CURRENT PERIOD	ENDING ACCRUAL	YIELD ON MARKET
Abbot Capital Priv Equity Fd VI LP *** 97MSCAC86 Asset Minor Code 77 ACCOUNT 12630810	3,810,849.170	3,894,188.63 1,0219	3,810,849.17	83,339.46 347,684.19	.00	0.00
Commonfund Natural Resources X LP *** 97MSCA4F9 Asset Minor Code 77 ACCOUNT 12630800	65,000,000	38,168.00 5872	65,000.00	-26,832.00 -26,832.00	.00	0.00
Ubs Neutral Alpha Strategies Fund *** 97MSCB2F9 Asset Minor Code 77 ACCOUNT 12630860	11,996,640	12,033,229.75 1,003 0500	11,999,998.39	33,231.36 33,231.36	.00	0.00
Tortoise Commingled Mlp Fd LLC 97MSCD3A5 Asset Minor Code 77 ACCOUNT 12630870	7,500,000.000	7,500,000.00 1,0000	7,500,000.00	00 .00	00	0.00
Commonfund Cap Priv Equity Ptnr 8 *** 98MSCB7Z8 Asset Minor Code 77 ACCOUNT 12630820	354,329.700	403,569.13 1 1390	354,329.70	49,239.43 36,775.01	00	0.00
Commonfund Capital Partners V *** 98MSCLD48 Asset Minor Code 77 ACCOUNT 12630820	505,000.000	601,081.81 1 1903	505,000.00	96,081.81 74,447.81	00	0.00
Ms Offshore Emerging Markets Fund *** 98MSCS8M9 Asset Minor Code 77 ACCOUNT 12603005	2,292,619	8,627,239.93 3,763.0500	9,092,705.14	-465,465.21 -730,892.59	00	0.00
Abbot Capital Priv Equity Fd VII LP *** 98MSCWT96 Asset Minor Code 77 ACCOUNT 12630810	789,797.220	729,132.90 .9232	789,797.22	-60,664.32 -61,198.32	00	0.00



00003304
 60-D-12-C-74C-021-04
 0401 -19-02139-04

F R BIGELOW FOUNDATION
 ACCOUNT 00012001

Page 94 of 1,467
 Period from January 1, 2015 to December 31, 2015

ASSET DETAIL (continued)

DESCRIPTION	SHARES/ FACE AMOUNT	MARKET PRICE/UNIT	FEDERAL TAX COST	UNREALIZED GAIN (LOSS) SINCE INCEPTION/ CURRENT PERIOD	ENDING	
					ACCRUAL	YIELD ON MARKET
Abbott Capital Priv Equity Fd VI LP 99MSCMKC8 Asset Minor Code 77 ACCOUNT 12630810	000	.00 8625	.00	- 27,839.13	00	0.00
Common Fund Natural Res VIII *** 99MSCN6M0 Asset Minor Code 77 ACCOUNT 12630800	578,833.680	515,641.25 .8908	578,833.68	- 63,192.43 - 85,119.97	00	0.00
Commonfund Cap Int'L Partners VII LP *** 99MSCZ072 Asset Minor Code 77 ACCOUNT 12630820	689,022.120	818,915.88 1.1885	689,022.12	129,893.76 74,476.03	.00	0.00
Commonfund Capital Venture Ptners IX *** 99MSCZ8R0 Asset Minor Code 77 ACCOUNT 12630820	480,382.710	903,008.05 1.8798	480,382.71	422,625.34 227,613.31	.00	0.00
Total Partnerships/Joint Ventures	14,920,637.220	48,976,488.49	46,862,325.36	2,114,163.13 1,373,783.85	.00	0.00
Total Miscellaneous	14,920,637.220	48,976,488.49	46,862,325.36	2,114,163.13 1,373,783.85	.00	0.00
Total Assets	23,533,010.089	149,927,629.42	141,234,449.24	8,693,180.18 - 14,958,783.56	22,912.13	0.81
Accrued Income	.000	22,912.13	22,912.13			
Grand Total	23,533,010.089	149,950,541.55	141,257,361.37			