



See a Social Security Number? Say Something!
Report Privacy Problems to <https://public.resource.org/privacy>
Or call the IRS Identity Theft Hotline at 1-800-908-4490



Form **990-PF**

Department of the Treasury
Internal Revenue Service

Return of Private Foundation

or Section 4947(a)(1) Trust Treated as Private Foundation

▶ Do not enter social security numbers on this form as it may be made public.

▶ Information about Form 990-PF and its instructions is at www.irs.gov/form990pf.







OMB No 1545-0052

2015

Open to Public Inspection

For calendar year 2015, or tax year beginning 01-01-2015, and ending 12-31-2015

| | | | |
|--|--|--|--|
| Name of foundation Sidener Foundation | | A Employer identification number 51-0189216 | |
| Number and street (or P O box number if mail is not delivered to street address) 1829 Borman Circle Drive | | B Telephone number (see instructions) (314) 991-0730 | |
| City or town, state or province, country, and ZIP or foreign postal code St Louis, MO 631464136 | | C If exemption application is pending, check here <input type="checkbox"/> | |
| G Check all that apply <input type="checkbox"/> Initial return <input type="checkbox"/> Final return <input type="checkbox"/> Address change | | D 1. Foreign organizations, check here <input type="checkbox"/> 2. Foreign organizations meeting the 85% test, check here and attach computation <input type="checkbox"/> | |
| H Check type of organization <input checked="" type="checkbox"/> Section 501(c)(3) exempt private foundation <input type="checkbox"/> Section 4947(a)(1) nonexempt charitable trust <input type="checkbox"/> Other taxable private foundation | | E If private foundation status was terminated under section 507(b)(1)(A), check here <input type="checkbox"/> | |
| I Fair market value of all assets at end of year (from Part II, col. (c), line 16) ▶ \$ 2,327,987 | | F If the foundation is in a 60-month termination under section 507(b)(1)(B), check here <input type="checkbox"/> | |
| J Accounting method <input checked="" type="checkbox"/> Cash <input type="checkbox"/> Accrual <input type="checkbox"/> Other (specify) _____ (Part I, column (d) must be on cash basis.) | | | |

| Part I Analysis of Revenue and Expenses (The total of amounts in columns (b), (c), and (d) may not necessarily equal the amounts in column (a) (see instructions)) | | Revenue and expenses per books (a) | Net investment income (b) | Adjusted net income (c) | Disbursements for charitable purposes (d) (cash basis only) |
|--|--|--|------------------------------|----------------------------|--|
| Revenue | 1 Contributions, gifts, grants, etc , received (attach schedule) | | | | |
| | 2 Check <input type="checkbox"/> if the foundation is not required to attach Sch B | | | | |
| | 3 Interest on savings and temporary cash investments | 58 | 58 | | |
| | 4 Dividends and interest from securities | 61,069 | 61,069 | | |
| | 5a Gross rents | | | | |
| | b Net rental income or (loss) _____ | | | | |
| | 6a Net gain or (loss) from sale of assets not on line 10  | 98,130 | | | |
| | b Gross sales price for all assets on line 6a 344,337 | | | | |
| | 7 Capital gain net income (from Part IV, line 2) | | 98,130 | | |
| | 8 Net short-term capital gain | | | | |
| | 9 Income modifications | | | | |
| | 10a Gross sales less returns and allowances | | | | |
| Operating and Administrative Expenses | b Less Cost of goods sold | | | | |
| | c Gross profit or (loss) (attach schedule) | | | | |
| | 11 Other income (attach schedule) |  -836 | -836 | | |
| | 12 Total.Add lines 1 through 11 | 158,421 | 158,421 | | |
| | 13 Compensation of officers, directors, trustees, etc | | | | |
| | 14 Other employee salaries and wages | | | | |
| | 15 Pension plans, employee benefits | | | | |
| | 16a Legal fees (attach schedule). | | | | |
| | b Accounting fees (attach schedule). |  4,235 | 4,235 | | |
| | c Other professional fees (attach schedule) |  12,411 | 12,411 | | |
| | 17 Interest | | | | |
| | 18 Taxes (attach schedule) (see instructions) |  3,144 | 3,144 | | |
| | 19 Depreciation (attach schedule) and depletion . . . | | | | |
| | 20 Occupancy | | | | |
| | 21 Travel, conferences, and meetings. | | | | |
| | 22 Printing and publications | | | | |
| | 23 Other expenses (attach schedule). |  190 | 180 | | 10 |
| | 24 Total operating and administrative expenses. Add lines 13 through 23 | 19,980 | 19,970 | | 10 |
| | 25 Contributions, gifts, grants paid | 133,000 | | | 133,000 |
| | 26 Total expenses and disbursements.Add lines 24 and 25 | 152,980 | 19,970 | | 133,010 |
| | 27 Subtract line 26 from line 12 | | | | |
| | a Excess of revenue over expenses and disbursements | 5,441 | | | |
| | b Net investment income (if negative, enter -0-) | | 138,451 | | |
| | c Adjusted net income(if negative, enter -0-) | | | | |

| Part II Balance Sheets | | Attached schedules and amounts in the description column should be for end-of-year amounts only (See instructions) | Beginning of year | End of year | |
|-----------------------------|--|--|-------------------|----------------|-----------------------|
| | | | (a) Book Value | (b) Book Value | (c) Fair Market Value |
| Assets | 1 | Cash—non-interest-bearing | | | |
| | 2 | Savings and temporary cash investments | 40,198 | 75,389 | 75,389 |
| | 3 | Accounts receivable ▶ _____ Less allowance for doubtful accounts ▶ _____ | | | |
| | 4 | Pledges receivable ▶ _____ Less allowance for doubtful accounts ▶ _____ | | | |
| | 5 | Grants receivable | | | |
| | 6 | Receivables due from officers, directors, trustees, and other disqualified persons (attach schedule) (see instructions). | | | |
| | 7 | Other notes and loans receivable (attach schedule) ▶ _____ Less allowance for doubtful accounts ▶ _____ | | | |
| | 8 | Inventories for sale or use | | | |
| | 9 | Prepaid expenses and deferred charges | | | |
| | 10a | Investments—U S and state government obligations (attach schedule) | | | |
| | b | Investments—corporate stock (attach schedule) | 1,916,651 | 1,886,901 | 2,252,598 |
| | c | Investments—corporate bonds (attach schedule) | | | |
| | 11 | Investments—land, buildings, and equipment basis ▶ _____ Less accumulated depreciation (attach schedule) ▶ _____ | | | |
| | 12 | Investments—mortgage loans. | | | |
| | 13 | Investments—other (attach schedule) | | | |
| | 14 | Land, buildings, and equipment basis ▶ _____ Less accumulated depreciation (attach schedule) ▶ _____ | | | |
| 15 | Other assets (describe ▶ _____) | | | | |
| 16 | Total assets(to be completed by all filers—see the instructions Also, see page 1, item I) | 1,956,849 | 1,962,290 | 2,327,987 | |
| Liabilities | 17 | Accounts payable and accrued expenses | | | |
| | 18 | Grants payable | | | |
| | 19 | Deferred revenue | | | |
| | 20 | Loans from officers, directors, trustees, and other disqualified persons | | | |
| | 21 | Mortgages and other notes payable (attach schedule). | | | |
| | 22 | Other liabilities (describe ▶ _____) | | | |
| | 23 | Total liabilities(add lines 17 through 22) | | 0 | |
| Net Assets or Fund Balances | Foundations that follow SFAS 117, check here ▶ <input checked="" type="checkbox"/> and complete lines 24 through 26 and lines 30 and 31. | | | | |
| | 24 | Unrestricted | 1,956,849 | 1,962,290 | |
| | 25 | Temporarily restricted | | | |
| | 26 | Permanently restricted | | | |
| | Foundations that do not follow SFAS 117, check here ▶ <input type="checkbox"/> and complete lines 27 through 31. | | | | |
| | 27 | Capital stock, trust principal, or current funds | | | |
| | 28 | Paid-in or capital surplus, or land, bldg , and equipment fund | | | |
| | 29 | Retained earnings, accumulated income, endowment, or other funds | | | |
| | 30 | Total net assets or fund balances(see instructions) | 1,956,849 | 1,962,290 | |
| | 31 | Total liabilities and net assets/fund balances(see instructions) | 1,956,849 | 1,962,290 | |

| Part III Analysis of Changes in Net Assets or Fund Balances | | | |
|---|--|---|-----------|
| 1 | Total net assets or fund balances at beginning of year—Part II, column (a), line 30 (must agree with end-of-year figure reported on prior year’s return) | 1 | 1,956,849 |
| 2 | Enter amount from Part I, line 27a | 2 | 5,441 |
| 3 | Other increases not included in line 2 (itemize) ▶ _____ | 3 | |
| 4 | Add lines 1, 2, and 3 | 4 | 1,962,290 |
| 5 | Decreases not included in line 2 (itemize) ▶ _____ | 5 | |
| 6 | Total net assets or fund balances at end of year (line 4 minus line 5)—Part II, column (b), line 30 | 6 | 1,962,290 |

Part IV

Capital Gains and Losses for Tax on Investment Income

| | | | | |
|--|---------------------------|--|--------------------------------------|----------------------------------|
| List and describe the kind(s) of property sold (e g , real estate, (a) 2-story brick warehouse, or common stock, 200 shs MLC Co) | | How acquired P—Purchase (b) D—Donation | Date acquired (c) (mo , day, yr) | Date sold (d) (mo , day, yr) |
| 1a | See Additional Data Table | | | |
| b | | | | |
| c | | | | |
| d | | | | |
| e | | | | |

| | | | |
|-----------------------------|--|---|--|
| (e) Gross sales price | Depreciation allowed (f) (or allowable) | Cost or other basis (g) plus expense of sale | Gain or (loss) (h) (e) plus (f) minus (g) |
| a See Additional Data Table | | | |
| b | | | |
| c | | | |
| d | | | |
| e | | | |

| | | | |
|---|--------------------------------------|---|--|
| Complete only for assets showing gain in column (h) and owned by the foundation on 12/31/69 | | | Gains (Col (h) gain minus col (k), but not less than -0-) or (l) Losses (from col (h)) |
| (i) F M V as of 12/31/69 | Adjusted basis (j) as of 12/31/69 | Excess of col (i) (k) over col (j), if any | |
| a See Additional Data Table | | | |
| b | | | |
| c | | | |
| d | | | |
| e | | | |

| | | | | |
|---|--|---|---|--------|
| 2 | Capital gain net income or (net capital loss) | { If gain, also enter in Part I, line 7 If (loss), enter -0- in Part I, line 7 } | 2 | 98,130 |
| 3 | Net short-term capital gain or (loss) as defined in sections 1222(5) and (6) If gain, also enter in Part I, line 8, column (c) (see instructions) If (loss), enter -0- in Part I, line 8 | } | 3 | -8,223 |

Part V

Qualification Under Section 4940(e) for Reduced Tax on Net Investment Income

(For optional use by domestic private foundations subject to the section 4940(a) tax on net investment income)
If section 4940(d)(2) applies, leave this part blank

Was the foundation liable for the section 4942 tax on the distributable amount of any year in the base period? ☐ Yes ☒ No
If "Yes," the foundation does not qualify under section 4940(e) Do not complete this part

1 Enter the appropriate amount in each column for each year, see instructions before making any entries

| | | | |
|--|--|--|---|
| (a) Base period years Calendar year (or tax year beginning in) | (b) Adjusted qualifying distributions | (c) Net value of noncharitable-use assets | (d) Distribution ratio (col (b) divided by col (c)) |
| 2014 | 128,343 | 2,494,932 | 000 051441 |
| 2013 | 118,918 | 2,312,015 | 000 051435 |
| 2012 | 98,657 | 1,666,538 | 000 059199 |
| 2011 | 30,010 | 1,571,632 | 000 019095 |
| 2010 | 89,436 | 1,537,786 | 000 058159 |

| | | | |
|---|---|---|------------|
| 2 | Total of line 1, column (d). | 2 | 000 239329 |
| 3 | Average distribution ratio for the 5-year base period—divide the total on line 2 by 5, or by the number of years the foundation has been in existence if less than 5 years | 3 | 000 047866 |
| 4 | Enter the net value of noncharitable-use assets for 2015 from Part X, line 5. | 4 | 2,437,525 |
| 5 | Multiply line 4 by line 3. | 5 | 116,675 |
| 6 | Enter 1% of net investment income (1% of Part I, line 27b). | 6 | 1,385 |
| 7 | Add lines 5 and 6. | 7 | 118,060 |
| 8 | Enter qualifying distributions from Part XII, line 4. | 8 | 133,010 |

If line 8 is equal to or greater than line 7, check the box in Part VI, line 1b, and complete that part using a 1% tax rate See
the Part VI instructions

Part VI

Excise Tax Based on Investment Income (Section 4940(a), 4940(b), 4940(e), or 4948—see page 18 of the instructions)

1a

Exempt operating foundations described in section 4940(d)(2), check here ☐ and enter "N/A" on line 1
Date of ruling or determination letter _____
(attach copy of letter if necessary—see instructions)

b

Domestic foundations that meet the section 4940(e) requirements in Part V, check here ☒ and enter 1% of Part I, line 27b

c

All other domestic foundations enter 2% of line 27b. Exempt foreign organizations enter 4% of Part I, line 12, col. (b)

2

Tax under section 511 (domestic section 4947(a)(1) trusts and taxable foundations only. Others enter -0-)

2

3

Add lines 1 and 2.

3

1,385

4

Subtitle A (income) tax (domestic section 4947(a)(1) trusts and taxable foundations only. Others enter -0-)

4

5

Tax based on investment income. Subtract line 4 from line 3. If zero or less, enter -0-

5

1,385

6

Credits/Payments

a

2015 estimated tax payments and 2014 overpayment credited to 2015

6a

1,700

b

Exempt foreign organizations—tax withheld at source

6b

c

Tax paid with application for extension of time to file (Form 8868).

6c

d

Backup withholding erroneously withheld

6d

7

Total credits and payments. Add lines 6a through 6d.

7

1,700

8

Enter any **penalty** for underpayment of estimated tax. Check here ☐ if Form 2220 is attached.

8

9

Tax due. If the total of lines 5 and 8 is more than line 7, enter **amount owed**

9

10

Overpayment. If line 7 is more than the total of lines 5 and 8, enter the **amount overpaid**

10

315

11

Enter the amount of line 10 to be **Credited to 2015 estimated tax** 315 **Refunded**

11

Part VII-A

Statements Regarding Activities

1a

During the tax year, did the foundation attempt to influence any national, state, or local legislation or did it participate or intervene in any political campaign?

1a

No

b

Did it spend more than \$100 during the year (either directly or indirectly) for political purposes (see Instructions for definition)?
If the answer is "Yes" to 1a or 1b, attach a detailed description of the activities and copies of any materials published or distributed by the foundation in connection with the activities.

1b

No

c

Did the foundation file **Form 1120-POL** for this year?

1c

No

d

Enter the amount (if any) of tax on political expenditures (section 4955) imposed during the year:
(1) On the foundation ☐ \$ _____ (2) On foundation managers ☐ \$ _____

e

Enter the reimbursement (if any) paid by the foundation during the year for political expenditure tax imposed on foundation managers ☐ \$ _____

2

Has the foundation engaged in any activities that have not previously been reported to the IRS?
If "Yes," attach a detailed description of the activities.

2

No

3

Has the foundation made any changes, not previously reported to the IRS, in its governing instrument, articles of incorporation, or bylaws, or other similar instruments? *If "Yes," attach a conformed copy of the changes*

3

No

4a

Did the foundation have unrelated business gross income of \$1,000 or more during the year?

4a

No

b

If "Yes," has it filed a tax return on **Form 990-T** for this year?

4b

5

Was there a liquidation, termination, dissolution, or substantial contraction during the year?
If "Yes," attach the statement required by General Instruction T.

5

No

6

Are the requirements of section 508(e) (relating to sections 4941 through 4945) satisfied either:
• By language in the governing instrument, or
• By state legislation that effectively amends the governing instrument so that no mandatory directions that conflict with the state law remain in the governing instrument?

6

Yes

7

Did the foundation have at least \$5,000 in assets at any time during the year? *If "Yes," complete Part II, col. (c), and Part XV.*

7

Yes

8a

Enter the states to which the foundation reports or with which it is registered (see instructions)
☒ MO _____

b

If the answer is "Yes" to line 7, has the foundation furnished a copy of Form 990-PF to the Attorney General (or designate) of each state as required by General Instruction G? *If "No," attach explanation.*

8b

Yes

9

Is the foundation claiming status as a private operating foundation within the meaning of section 4942(j)(3) or 4942(j)(5) for calendar year 2015 or the taxable year beginning in 2015 (see instructions for Part XIV)?
If "Yes," complete Part XIV

9

No

10

Did any persons become substantial contributors during the tax year? *If "Yes," attach a schedule listing their names and addresses.*

10

No

Part VII-A

Statements Regarding Activities *(continued)*

| | | | | |
|----|--|----|-----|----|
| 11 | At any time during the year, did the foundation, directly or indirectly, own a controlled entity within the meaning of section 512(b)(13)? If "Yes," attach schedule (see instructions). | 11 | | No |
| 12 | Did the foundation make a distribution to a donor advised fund over which the foundation or a disqualified person had advisory privileges? If "Yes," attach statement (see instructions) | 12 | | No |
| 13 | Did the foundation comply with the public inspection requirements for its annual returns and exemption application? Website address N/A | 13 | Yes | |
| 14 | The books are in care of _____ Telephone no (314) 991-0730 Located at 1829 Borman Circle Drive St Louis MO ZIP+4 63146 | | | |
| 15 | Section 4947(a)(1) nonexempt charitable trusts filing Form 990-PF in lieu of Form 1041 —Check here and enter the amount of tax-exempt interest received or accrued during the year. | 15 | | |
| 16 | At any time during calendar year 2015, did the foundation have an interest in or a signature or other authority over a bank, securities, or other financial account in a foreign country? See instructions for exceptions and filing requirements for FinCEN Form 114, Report of Foreign Bank and Financial Accounts (FBAR) If "Yes", enter the name of the foreign country | 16 | Yes | No |

Part VII-B

Statements Regarding Activities for Which Form 4720 May Be Required

| | | | | |
|---|--|---|-----|----|
| File Form 4720 if any item is checked in the "Yes" column, unless an exception applies. | | | Yes | No |
| 1a | During the year did the foundation (either directly or indirectly) | | | |
| | (1) Engage in the sale or exchange, or leasing of property with a disqualified person? | <input type="checkbox"/> Yes <input checked="" type="checkbox"/> No | | |
| | (2) Borrow money from, lend money to, or otherwise extend credit to (or accept it from) a disqualified person? | <input type="checkbox"/> Yes <input checked="" type="checkbox"/> No | | |
| | (3) Furnish goods, services, or facilities to (or accept them from) a disqualified person? | <input type="checkbox"/> Yes <input checked="" type="checkbox"/> No | | |
| | (4) Pay compensation to, or pay or reimburse the expenses of, a disqualified person? | <input type="checkbox"/> Yes <input checked="" type="checkbox"/> No | | |
| | (5) Transfer any income or assets to a disqualified person (or make any of either available for the benefit or use of a disqualified person)? | <input type="checkbox"/> Yes <input checked="" type="checkbox"/> No | | |
| | (6) Agree to pay money or property to a government official? (Exception. Check "No" if the foundation agreed to make a grant to or to employ the official for a period after termination of government service, if terminating within 90 days). | <input type="checkbox"/> Yes <input checked="" type="checkbox"/> No | | |
| b | If any answer is "Yes" to 1a(1)–(6), did any of the acts fail to qualify under the exceptions described in Regulations section 53.4941(d)-3 or in a current notice regarding disaster assistance (see instructions)? | 1b | | |
| c | Did the foundation engage in a prior year in any of the acts described in 1a, other than excepted acts, that were not corrected before the first day of the tax year beginning in 2015? | 1c | | No |
| 2 | Taxes on failure to distribute income (section 4942) (does not apply for years the foundation was a private operating foundation defined in section 4942(j)(3) or 4942(j)(5)) | | | |
| a | At the end of tax year 2015, did the foundation have any undistributed income (lines 6d and 6e, Part XIII) for tax year(s) beginning before 2015? If "Yes," list the years 20____, 20____, 20____, 20____ | <input type="checkbox"/> Yes <input checked="" type="checkbox"/> No | | |
| b | Are there any years listed in 2a for which the foundation is not applying the provisions of section 4942(a)(2) (relating to incorrect valuation of assets) to the year's undistributed income? (If applying section 4942(a)(2) to all years listed, answer "No" and attach statement—see instructions). | 2b | | |
| c | If the provisions of section 4942(a)(2) are being applied to any of the years listed in 2a, list the years here 20____, 20____, 20____, 20____ | | | |
| 3a | Did the foundation hold more than a 2% direct or indirect interest in any business enterprise at any time during the year? | <input type="checkbox"/> Yes <input checked="" type="checkbox"/> No | | |
| b | If "Yes," did it have excess business holdings in 2015 as a result of (1) any purchase by the foundation or disqualified persons after May 26, 1969, (2) the lapse of the 5-year period (or longer period approved by the Commissioner under section 4943(c)(7)) to dispose of holdings acquired by gift or bequest, or (3) the lapse of the 10-, 15-, or 20-year first phase holding period? (<i>Use Schedule C, Form 4720, to determine if the foundation had excess business holdings in 2015.</i>) | 3b | | |
| 4a | Did the foundation invest during the year any amount in a manner that would jeopardize its charitable purposes? | 4a | | No |
| b | Did the foundation make any investment in a prior year (but after December 31, 1969) that could jeopardize its charitable purpose that had not been removed from jeopardy before the first day of the tax year beginning in 2015? | 4b | | No |

5a During the year did the foundation pay or incur any amount to

(1) Carry on propaganda, or otherwise attempt to influence legislation (section 4945(e))? ☐ Yes ☒ No

(2) Influence the outcome of any specific public election (see section 4955), or to carry on, directly or indirectly, any voter registration drive? ☐ Yes ☒ No

(3) Provide a grant to an individual for travel, study, or other similar purposes? ☐ Yes ☒ No

(4) Provide a grant to an organization other than a charitable, etc., organization described in section 4945(d)(4)(A)? (see instructions). ☐ Yes ☒ No

(5) Provide for any purpose other than religious, charitable, scientific, literary, or educational purposes, or for the prevention of cruelty to children or animals? ☐ Yes ☒ No

5b

6b

7b

7b

1 List all officers, directors, trustees, foundation managers and their compensation (see instructions).

2 Compensation of five highest-paid employees (other than those included on line 1—see instructions). If none, enter "NONE."

Total number of other employees paid over \$50,000. ▶

Part VIII

Information About Officers, Directors, Trustees, Foundation Managers, Highly Paid Employees, and Contractors (continued)

3 Five highest-paid independent contractors for professional services (see instructions). If none, enter "NONE".

| (a) Name and address of each person paid more than \$50,000 | (b) Type of service | (c) Compensation |
|---|---------------------|------------------|
| | | |
| | | |
| | | |
| | | |
| | | |
| | | |
| | | |
| | | |
| | | |

Total number of others receiving over \$50,000 for professional services. ▶

Part IX-A

Summary of Direct Charitable Activities

| List the foundation's four largest direct charitable activities during the tax year. Include relevant statistical information such as the number of organizations and other beneficiaries served, conferences convened, research papers produced, etc. | Expenses |
|--|----------|
| 1 N/A | 0 |
| 2 | |
| 3 | |
| 4 | |

Part IX-B

Summary of Program-Related Investments (see instructions)

| Describe the two largest program-related investments made by the foundation during the tax year on lines 1 and 2 | Amount |
|--|--------|
| 1 N/A | |
| 2 | |
| | |
| | |
| All other program-related investments. See instructions. | |
| 3 | |
| | |
| | |
| Total. Add lines 1 through 3. ▶ | |

Part X

Minimum Investment Return

(All domestic foundations must complete this part. Foreign foundations,see instructions.)

| | | | |
|---|--|----|-----------|
| 1 | Fair market value of assets not used (or held for use) directly in carrying out charitable, etc , purposes | | |
| a | Average monthly fair market value of securities. | 1a | 2,366,485 |
| b | Average of monthly cash balances. | 1b | 108,160 |
| c | Fair market value of all other assets (see instructions). | 1c | 0 |
| d | Total (add lines 1a, b, and c). | 1d | 2,474,645 |
| e | Reduction claimed for blockage or other factors reported on lines 1a and 1c (attach detailed explanation). | 1e | |
| 2 | Acquisition indebtedness applicable to line 1 assets. | 2 | |
| 3 | Subtract line 2 from line 1d. | 3 | 2,474,645 |
| 4 | Cash deemed held for charitable activities Enter 1 1/2% of line 3 (for greater amount, see instructions) | 4 | 37,120 |
| 5 | Net value of noncharitable-use assets.Subtract line 4 from line 3 Enter here and on Part V, line 4 | 5 | 2,437,525 |
| 6 | Minimum investment return.Enter 5% of line 5. | 6 | 121,876 |

Part XI

Distributable Amount

(see instructions) (Section 4942(j)(3) and (j)(5) private operating foundations and certain foreign organizations check here ☐ and do not complete this part.)

| | | | |
|----|--|----|---------|
| 1 | Minimum investment return from Part X, line 6. | 1 | 121,876 |
| 2a | Tax on investment income for 2015 from Part VI, line 5. | 2a | 1,385 |
| b | Income tax for 2015 (This does not include the tax from Part VI). | 2b | |
| c | Add lines 2a and 2b. | 2c | 1,385 |
| 3 | Distributable amount before adjustments Subtract line 2c from line 1. | 3 | 120,491 |
| 4 | Recoveries of amounts treated as qualifying distributions. | 4 | |
| 5 | Add lines 3 and 4. | 5 | 120,491 |
| 6 | Deduction from distributable amount (see instructions). | 6 | |
| 7 | Distributable amountas adjusted Subtract line 6 from line 5 Enter here and on Part XIII, line 1. | 7 | 120,491 |

Part XII

Qualifying Distributions (see instructions)

| | | | |
|---|--|----|---------|
| 1 | Amounts paid (including administrative expenses) to accomplish charitable, etc , purposes | | |
| a | Expenses, contributions, gifts, etc —total from Part I, column (d), line 26 | 1a | 133,010 |
| b | Program-related investments—total from Part IX-B. | 1b | |
| 2 | Amounts paid to acquire assets used (or held for use) directly in carrying out charitable, etc , purposes. | 2 | |
| 3 | Amounts set aside for specific charitable projects that satisfy the | | |
| a | Suitability test (prior IRS approval required). | 3a | |
| b | Cash distribution test (attach the required schedule). | 3b | |
| 4 | Qualifying distributions.Add lines 1a through 3b Enter here and on Part V, line 8, and Part XIII, line 4 | 4 | 133,010 |
| 5 | Foundations that qualify under section 4940(e) for the reduced rate of tax on net investment income Enter 1% of Part I, line 27b (see instructions). | 5 | 1,385 |
| 6 | Adjusted qualifying distributions.Subtract line 5 from line 4. | 6 | 131,625 |

Note:The amount on line 6 will be used in Part V, column (b), in subsequent years when calculating whether the foundation qualifies for the section 4940(e) reduction of tax in those years

Part XIII

Undistributed Income (see instructions)

| | (a) Corpus | (b) Years prior to 2014 | (c) 2014 | (d) 2015 |
|---|---------------|----------------------------|-------------|-------------|
| 1 Distributable amount for 2015 from Part XI, line 7 | | | | 120,491 |
| 2 Undistributed income, if any, as of the end of 2015 | | | | |
| a Enter amount for 2014 only. | | | 41,154 | |
| b Total for prior years 20____, 20____, 20____ | | | | |
| 3 Excess distributions carryover, if any, to 2015 | | | | |
| a From 2010. | | | | |
| b From 2011. | | | | |
| c From 2012. | | | | |
| d From 2013. | | | | |
| e From 2014. | | | | |
| f Total of lines 3a through e. | | | | |
| 4 Qualifying distributions for 2015 from Part XII, line 4 ▶ \$ _____ 133,010 | | | | |
| a Applied to 2014, but not more than line 2a | | | 41,154 | |
| b Applied to undistributed income of prior years (Election required—see instructions). | | | | |
| c Treated as distributions out of corpus (Election required—see instructions). | | | | |
| d Applied to 2015 distributable amount. | | | | 91,856 |
| e Remaining amount distributed out of corpus | | | | |
| 5 Excess distributions carryover applied to 2015 (If an amount appears in column (d), the same amount must be shown in column (a).) | | | | |
| 6 Enter the net total of each column as indicated below: | | | | |
| a Corpus Add lines 3f, 4c, and 4e Subtract line 5 | | | | |
| b Prior years' undistributed income Subtract line 4b from line 2b. | | | | |
| c Enter the amount of prior years' undistributed income for which a notice of deficiency has been issued, or on which the section 4942(a) tax has been previously assessed. | | | | |
| d Subtract line 6c from line 6b Taxable amount—see instructions | | | | |
| e Undistributed income for 2014 Subtract line 4a from line 2a Taxable amount—see instructions | | | | |
| f Undistributed income for 2016 Subtract lines 4d and 5 from line 1 This amount must be distributed in 2015. | | | | 28,635 |
| 7 Amounts treated as distributions out of corpus to satisfy requirements imposed by section 170(b)(1)(F) or 4942(g)(3) (Election may be required - see instructions). | | | | |
| 8 Excess distributions carryover from 2010 not applied on line 5 or line 7 (see instructions). . . | | | | |
| 9 Excess distributions carryover to 2016. Subtract lines 7 and 8 from line 6a. | | | | |
| 10 Analysis of line 9 | | | | |
| a Excess from 2011. | | | | |
| b Excess from 2012. | | | | |
| c Excess from 2013. | | | | |
| d Excess from 2014. | | | | |
| e Excess from 2015. | | | | |

Part XIV

b Check box to indicate whether the organization is a private operating foundation described in section 4942(j)(3) or 4942(j)(5)

3 Complete 3a, b, or c for the alternative test relied upon

1 Information Regarding Foundation Managers:

None

None

Check here ☐ if the foundation only makes contributions to preselected charitable organizations and does not accept unsolicited requests for funds. If the foundation makes gifts, grants, etc. (see instructions) to individuals or organizations under other conditions, complete items 2a, b, c, and d.

b The form in which applications should be submitted and information and materials they should include

Letter of inquiry Include copy of IRS Determination Letter

d Any restrictions or limitations on awards, such as by geographical areas, charitable fields, kinds of institutions, or other factors

Preference is given to St Louis area charities

Part XV

Supplementary Information(continued)

3 Grants and Contributions Paid During the Year or Approved for Future Payment

| Recipient | If recipient is an individual, show any relationship to any foundation manager or substantial contributor | Foundation status of recipient | Purpose of grant or contribution | Amount |
|---|---|--------------------------------|----------------------------------|---------|
| Name and address (home or business) | | | | |
| a <i>Paid during the year</i> See Additional Data Table | | | | |
| Total | | | 3a | 133,000 |
| b <i>Approved for future payment</i> | | | | |
| Total | | | 3b | |

| Enter gross amounts unless otherwise indicated | | Unrelated business income | | Excluded by section 512, 513, or 514 | | (e) Related or exempt function income (See instructions) |
|--|----------------------|---------------------------|-----------------------|--------------------------------------|--|---|
| | (a) Business code | (b) Amount | (c) Exclusion code | (d) Amount | | |
| 1 Program service revenue | | | | | | |
| a _____ | | | | | | |
| b _____ | | | | | | |
| c _____ | | | | | | |
| d _____ | | | | | | |
| e _____ | | | | | | |
| f _____ | | | | | | |
| g Fees and contracts from government agencies | | | | | | |
| 2 Membership dues and assessments. | | | | | | |
| 3 Interest on savings and temporary cash investments | | | 14 | 31 | | |
| 4 Dividends and interest from securities. . . . | | | 14 | 61,096 | | |
| 5 Net rental income or (loss) from real estate | | | | | | |
| a Debt-financed property. | | | | | | |
| b Not debt-financed property. | | | | | | |
| 6 Net rental income or (loss) from personal property | | | | | | |
| 7 Other investment income. | | | | | | |
| 8 Gain or (loss) from sales of assets other than inventory | | | 18 | 98,130 | | |
| 9 Net income or (loss) from special events | | | | | | |
| 10 Gross profit or (loss) from sales of inventory | | | | | | |
| 11 Other revenue a _____ | | | | | | |
| b _____ | | | | | | |
| c _____ | | | | | | |
| d _____ | | | | | | |
| e _____ | | | | | | |
| 12 Subtotal Add columns (b), (d), and (e). . . | | -836 | | 159,257 | | |
| 13 Total. Add line 12, columns (b), (d), and (e). | | | 13 | | | 158,421 |

(See worksheet in line 13 instructions to verify calculations)

[illegible]

Did the organization directly or indirectly engage in any of the following with any other organization described in section 501(c) of the Code (other than section 501(c)(3) organizations) or in section 527, relating to political organizations?

(1) Cash.

(2) Other assets.

(1) Sales of assets to a noncharitable exempt organization.

(2) Purchases of assets from a noncharitable exempt organization.

(3) Rental of facilities, equipment, or other assets. . . .

(4) Reimbursement arrangements.

(5) Loans or loan guarantees. . . .

(6) Performance of services or membership or fundraising solicitations.

c Sharing of facilities, equipment, mailing lists, other assets, or paid employees.

d If the answer to any of the above is "Yes," complete the following schedule. Column **(b)** should always show the fair market value of the goods, other assets, or services given by the reporting foundation. If the foundation received less than fair market value in any transaction or sharing arrangement, show in column **(d)** the value of the goods, other assets, or services received.

2a Is the foundation directly or indirectly affiliated with, or related to, one or more tax-exempt organizations described in section 501(c) of the Code (other than section 501(c)(3)) or in section 527? . . . ☐ Yes ☒ No

| (a) Name of organization | (b) Type of organization | (c) Description of relationship |
|--------------------------|--------------------------|---------------------------------|
| | | |
| | | |
| | | |
| | | |
| | | |

Under penalties of perjury, I declare that I have examined this return, including accompanying schedules and statements, and to the best of my knowledge and belief, it is true, correct, and complete. Declaration of preparer (other than taxpayer) is based on all information of which preparer has any knowledge.

***** 2016-05-11 *****

 Signature of officer or trustee Date Title

May the IRS discuss this return with the preparer shown below
(see instr)? ☒ Yes ☐ No

Form **990-PF** (2015)

Form 990PF Part IV - Capital Gains and Losses for Tax on Investment Income - Columns a - d

| List and describe the kind(s) of property sold (e g , real estate, (a) 2-story brick warehouse, or common stock, 200 shs MLC Co) | How acquired P—Purchase (b) D—Donation | Date acquired (c) (mo , day, yr) | (d) Date sold (mo , day, yr) |
|--|--|--------------------------------------|-------------------------------------|
| Washington Mutual Investors | P | 2008-01-23 | 2015-07-16 |
| AMEC Foster Wheeler | P | 2015-08-18 | 2015-12-04 |
| Abbvie Inc | P | 2015-01-07 | 2015-06-30 |
| Ameren Corp | P | 2015-01-07 | 2015-08-12 |
| Apple Inc | P | 2015-01-07 | 2015-06-30 |
| BCE Inc | P | 2015-01-16 | 2015-06-03 |
| BHP Billiton | P | 2015-02-13 | 2015-11-09 |
| Bob Evans Farms Inc | P | 2014-08-25 | 2015-06-12 |
| Centrica PLC | P | 2014-04-11 | 2015-02-26 |
| Chevron Corp | P | 2014-12-12 | 2015-09-21 |

Form 990PF Part IV - Capital Gains and Losses for Tax on Investment Income - Columns e - h

| (e) Gross sales price | Depreciation allowed (f) (or allowable) | Cost or other basis (g) plus expense of sale | Gain or (loss) (h) (e) plus (f) minus (g) |
|-----------------------|--|---|--|
| 106,252 | | 84,231 | 22,021 |
| 948 | | 1,844 | -896 |
| 67 | | 66 | 1 |
| 127 | | 135 | -8 |
| 125 | | 108 | 17 |
| 178 | | 191 | -13 |
| 269 | | 464 | -195 |
| 2,056 | | 2,145 | -89 |
| 752 | | 1,093 | -341 |
| 1,173 | | 1,594 | -421 |

Form 990PF Part IV - Capital Gains and Losses for Tax on Investment Income - Columns i - l

| Complete only for assets showing gain in column (h) and owned by the foundation on 12/31/69 | | | Gains (Col (h) gain minus col (k), but not less than -0-) or (l) Losses (from col (h)) |
|---|--------------------------------------|---|--|
| (i) F M V as of 12/31/69 | Adjusted basis (j) as of 12/31/69 | Excess of col (i) (k) over col (j), if any | |
| | | | 22,021 |
| | | | -896 |
| | | | 1 |
| | | | -8 |
| | | | 17 |
| | | | -13 |
| | | | -195 |
| | | | -89 |
| | | | -341 |
| | | | -421 |

Form 990PF Part IV - Capital Gains and Losses for Tax on Investment Income - Columns a - d

| List and describe the kind(s) of property sold (e g , real estate, (a) 2-story brick warehouse, or common stock, 200 shs MLC Co) | (b) How acquired P—Purchase D—Donation | (c) Date acquired (mo , day, yr) | (d) Date sold (mo , day, yr) |
|--|---|---|-------------------------------------|
| Cinemark Holdings | P | 2014-05-22 | 2015-02-23 |
| Communications Sales Leasing REIT | P | 2015-06-26 | 2015-10-07 |
| Compass Group PLC | P | 2014-06-25 | 2015-01-02 |
| Compass Minerals Intl | P | 2014-10-22 | 2015-01-07 |
| Cyrusone Inc REIT | P | 2015-05-18 | 2015-12-28 |
| Electricite De France | P | 2015-01-07 | 2015-11-06 |
| Emerson Electric | P | 2015-05-12 | 2015-09-28 |
| Energizer Holdings | P | 2014-03-31 | 2015-02-11 |
| Enterprise Products Partners | P | 2015-05-12 | 2015-12-10 |
| General Mills | P | 2014-11-04 | 2015-01-07 |

Form 990PF Part IV - Capital Gains and Losses for Tax on Investment Income - Columns e - h

| (e) Gross sales price | (f) Depreciation allowed (or allowable) | (g) Cost or other basis plus expense of sale | (h) Gain or (loss) (e) plus (f) minus (g) |
|-----------------------|--|---|--|
| 837 | | 606 | 231 |
| 944 | | 1,278 | -334 |
| 486 | | 533 | -47 |
| 90 | | 87 | 3 |
| 1,407 | | 1,172 | 235 |
| 77 | | 115 | -38 |
| 710 | | 964 | -254 |
| 2,116 | | 1,563 | 553 |
| 921 | | 881 | 40 |
| 106 | | 106 | |

Form 990PF Part IV - Capital Gains and Losses for Tax on Investment Income - Columns i - l

| Complete only for assets showing gain in column (h) and owned by the foundation on 12/31/69 | | | (l) Gains (Col (h) gain minus col (k), but not less than -0-) or Losses (from col (h)) |
|---|--------------------------------------|---|--|
| (i) F M V as of 12/31/69 | (j) Adjusted basis as of 12/31/69 | (k) Excess of col (i) over col (j), if any | |
| | | | 231 |
| | | | -334 |
| | | | -47 |
| | | | 3 |
| | | | 235 |
| | | | -38 |
| | | | -254 |
| | | | 553 |
| | | | 40 |
| | | | |

Form 990PF Part IV - Capital Gains and Losses for Tax on Investment Income - Columns a - d

| List and describe the kind(s) of property sold (e g , real estate, (a) 2-story brick warehouse, or common stock, 200 shs MLC Co) | (b) How acquired P—Purchase D—Donation | (c) Date acquired (mo , day, yr) | (d) Date sold (mo , day, yr) |
|--|---|---|-------------------------------------|
| Glaxosmithkline | P | 2014-07-16 | 2015-06-03 |
| Kla-Tencor Corp | P | 2015-09-15 | 2015-10-21 |
| Kinder Morgan Inc | P | 2015-01-07 | 2015-12-07 |
| Lorillard Inc | P | 2015-01-07 | 2015-06-11 |
| Macys Inc | P | 2015-05-26 | 2015-12-08 |
| Mattel Inc | P | 2015-01-07 | 2015-03-24 |
| McDonalds Corp | P | 2014-04-29 | 2015-01-07 |
| Memorial Production Partners | P | 2014-09-22 | 2015-07-29 |
| Microsoft | P | 2014-09-09 | 2015-07-30 |
| Motorola | P | 2015-02-11 | 2015-08-05 |

Form 990PF Part IV - Capital Gains and Losses for Tax on Investment Income - Columns e - h

| (e) Gross sales price | (f) Depreciation allowed (or allowable) | (g) Cost or other basis plus expense of sale | (h) Gain or (loss) (e) plus (f) minus (g) |
|-----------------------|--|---|--|
| 427 | | 550 | -123 |
| 389 | | 315 | 74 |
| 1,572 | | 3,079 | -1,507 |
| 71 | | 63 | 8 |
| 1,503 | | 2,561 | -1,058 |
| 47 | | 59 | -12 |
| 562 | | 607 | -45 |
| 302 | | 608 | -306 |
| 419 | | 422 | -3 |
| 256 | | 275 | -19 |

Form 990PF Part IV - Capital Gains and Losses for Tax on Investment Income - Columns i - l

| Complete only for assets showing gain in column (h) and owned by the foundation on 12/31/69 | | | (l) Gains (Col (h) gain minus col (k), but not less than -0-) or Losses (from col (h)) |
|---|--------------------------------------|---|--|
| (i) F M V as of 12/31/69 | (j) Adjusted basis as of 12/31/69 | (k) Excess of col (i) over col (j), if any | |
| | | | -123 |
| | | | 74 |
| | | | -1,507 |
| | | | 8 |
| | | | -1,058 |
| | | | -12 |
| | | | -45 |
| | | | -306 |
| | | | -3 |
| | | | -19 |

Form 990PF Part IV - Capital Gains and Losses for Tax on Investment Income - Columns a - d

| List and describe the kind(s) of property sold (e g , real estate, (a) 2-story brick warehouse, or common stock, 200 shs MLC Co) | How acquired P—Purchase (b) D—Donation | Date acquired (c) (mo , day, yr) | (d) Date sold (mo , day, yr) |
|--|--|--------------------------------------|-------------------------------------|
| National Fuel Gas Co | P | 2014-09-08 | 2015-09-01 |
| National Oilwell Varco Inc | P | 2014-07-01 | 2015-02-11 |
| Occidental Petroleum | P | 2014-12-23 | 2015-12-21 |
| PNC Financial | P | 2015-06-29 | 2015-10-28 |
| Parker Hannifin Corp | P | 2015-04-23 | 2015-12-15 |
| Philip Morris | P | 2014-01-07 | 2015-01-07 |
| Potash Corp | P | 2015-01-07 | 2015-12-30 |
| Qualcom Inc | P | 2014-07-18 | 2015-01-07 |
| Quest Diagnostics | P | 2014-09-08 | 2015-01-07 |
| Rio Tinto PLC | P | 2015-02-13 | 2015-12-08 |

Form 990PF Part IV - Capital Gains and Losses for Tax on Investment Income - Columns e - h

| (e) Gross sales price | Depreciation allowed (f) (or allowable) | Cost or other basis (g) plus expense of sale | Gain or (loss) (h) (e) plus (f) minus (g) |
|-----------------------|--|---|--|
| 705 | | 993 | -288 |
| 3,705 | | 5,736 | -2,031 |
| 995 | | 1,210 | -215 |
| 278 | | 289 | -11 |
| 509 | | 615 | -106 |
| 407 | | 424 | -17 |
| 662 | | 1,135 | -473 |
| 74 | | 79 | -5 |
| 67 | | 64 | 3 |
| 285 | | 483 | -198 |

Form 990PF Part IV - Capital Gains and Losses for Tax on Investment Income - Columns i - l

| Complete only for assets showing gain in column (h) and owned by the foundation on 12/31/69 | | | Gains (Col (h) gain minus col (k), but not less than -0-) or (l) Losses (from col (h)) |
|---|--------------------------------------|---|--|
| (i) F M V as of 12/31/69 | Adjusted basis (j) as of 12/31/69 | Excess of col (i) (k) over col (j), if any | |
| | | | -288 |
| | | | -2,031 |
| | | | -215 |
| | | | -11 |
| | | | -106 |
| | | | -17 |
| | | | -473 |
| | | | -5 |
| | | | 3 |
| | | | -198 |

Form 990PF Part IV - Capital Gains and Losses for Tax on Investment Income - Columns a - d

| List and describe the kind(s) of property sold (e g , real estate, (a) 2-story brick warehouse, or common stock, 200 shs MLC Co) | (b) How acquired P—Purchase D—Donation | (c) Date acquired (mo , day, yr) | (d) Date sold (mo , day, yr) |
|--|---|---|-------------------------------------|
| Rogers Communications | P | 2015-02-13 | 2015-08-19 |
| SSE PLC | P | 2014-10-08 | 2015-06-30 |
| Severn Trent PLC | P | 2015-01-07 | 2015-01-30 |
| Shaw Communications | P | 2015-01-07 | 2015-07-19 |
| South32 Limited | P | 2015-05-18 | 2015-06-03 |
| Svenska Handelsen | P | 2015-02-17 | 2015-07-01 |
| Targa Resources Partners | P | 2015-05-06 | 2015-08-12 |
| Unilever PLC | P | 2014-04-29 | 2015-01-07 |
| Verizon Communications | P | 2014-07-16 | 2015-06-03 |
| Wm Morrison Supermarkets | P | 2014-10-16 | 2015-02-11 |

Form 990PF Part IV - Capital Gains and Losses for Tax on Investment Income - Columns e - h

| (e) Gross sales price | (f) Depreciation allowed (or allowable) | (g) Cost or other basis plus expense of sale | (h) Gain or (loss) (e) plus (f) minus (g) |
|-----------------------|--|---|--|
| 1,953 | | 2,045 | -92 |
| 532 | | 542 | -10 |
| 324 | | 308 | 16 |
| 126 | | 158 | -32 |
| 110 | | 120 | -10 |
| 655 | | 704 | -49 |
| 358 | | 501 | -143 |
| 235 | | 267 | -32 |
| 432 | | 452 | -20 |
| 785 | | 735 | 50 |

Form 990PF Part IV - Capital Gains and Losses for Tax on Investment Income - Columns i - l

| Complete only for assets showing gain in column (h) and owned by the foundation on 12/31/69 | | | (l) Gains (Col (h) gain minus col (k), but not less than -0-) or Losses (from col (h)) |
|---|--------------------------------------|---|--|
| (i) F M V as of 12/31/69 | (j) Adjusted basis as of 12/31/69 | (k) Excess of col (i) over col (j), if any | |
| | | | -92 |
| | | | -10 |
| | | | 16 |
| | | | -32 |
| | | | -10 |
| | | | -49 |
| | | | -143 |
| | | | -32 |
| | | | -20 |
| | | | 50 |

Form 990PF Part IV - Capital Gains and Losses for Tax on Investment Income - Columns a - d

| List and describe the kind(s) of property sold (e g , real estate, (a) 2-story brick warehouse, or common stock, 200 shs MLC Co) | (b) How acquired P—Purchase D—Donation | (c) Date acquired (mo , day, yr) | (d) Date sold (mo , day, yr) |
|--|---|---|-------------------------------------|
| WF Company | P | 2014-12-30 | 2015-10-28 |
| Williams Partners LP New | P | 2014-04-02 | 2015-04-02 |
| Williams Partners LP Com | P | 2014-04-02 | 2015-01-07 |
| Wolters Kluwer | P | 2015-01-07 | 2015-07-01 |
| ABM Industries | P | 2012-12-28 | 2015-07-13 |
| Abbvie Inc | P | 2013-02-14 | 2015-06-30 |
| Altria Group | P | 2011-11-11 | 2015-12-22 |
| Ameren Corp | P | 2013-06-05 | 2015-08-12 |
| American Electric Power | P | 2012-05-21 | 2015-01-07 |
| Apple Inc | P | 2013-05-02 | 2015-06-30 |

Form 990PF Part IV - Capital Gains and Losses for Tax on Investment Income - Columns e - h

| (e) Gross sales price | (f) Depreciation allowed (or allowable) | (g) Cost or other basis plus expense of sale | (h) Gain or (loss) (e) plus (f) minus (g) |
|-----------------------|--|---|--|
| 215 | | 226 | -11 |
| 381 | | 468 | -87 |
| 84 | | 104 | -20 |
| 60 | | 59 | 1 |
| 1,324 | | 811 | 513 |
| 2,144 | | 1,173 | 971 |
| 3,860 | | 2,077 | 1,783 |
| 1,402 | | 1,166 | 236 |
| 122 | | 84 | 38 |
| 2,011 | | 1,023 | 988 |

Form 990PF Part IV - Capital Gains and Losses for Tax on Investment Income - Columns i - l

| Complete only for assets showing gain in column (h) and owned by the foundation on 12/31/69 | | | (l) Gains (Col (h) gain minus col (k), but not less than -0-) or Losses (from col (h)) |
|---|--------------------------------------|---|--|
| (i) F M V as of 12/31/69 | (j) Adjusted basis as of 12/31/69 | (k) Excess of col (i) over col (j), if any | |
| | | | -11 |
| | | | -87 |
| | | | -20 |
| | | | 1 |
| | | | 513 |
| | | | 971 |
| | | | 1,783 |
| | | | 236 |
| | | | 38 |
| | | | 988 |

Form 990PF Part IV - Capital Gains and Losses for Tax on Investment Income - Columns a - d

| List and describe the kind(s) of property sold (e g , real estate, (a) 2-story brick warehouse, or common stock, 200 shs MLC Co) | (b) How acquired P—Purchase D—Donation | (c) Date acquired (mo , day, yr) | (d) Date sold (mo , day, yr) |
|--|---|---|-------------------------------------|
| BAE Systems PLC | P | 2013-03-19 | 2015-07-01 |
| BASF SE Spon ADR | P | 2012-12-28 | 2015-06-03 |
| BP PLC | P | 2013-01-10 | 2015-01-07 |
| Becton Dickinson Co | P | 2012-12-28 | 2015-03-20 |
| Bemis Inc | P | 2012-12-28 | 2015-01-02 |
| BHP Billiton | P | 2013-05-30 | 2015-11-09 |
| Blackrock Inc | P | 2012-12-28 | 2015-02-23 |
| Bob Evans Farms Inc | P | 2013-12-06 | 2015-06-16 |
| British American TOB PLC | P | 2014-02-28 | 2015-06-03 |
| CME Group Inc | P | 2012-12-28 | 2015-03-23 |

Form 990PF Part IV - Capital Gains and Losses for Tax on Investment Income - Columns e - h

| (e) Gross sales price | (f) Depreciation allowed (or allowable) | (g) Cost or other basis plus expense of sale | (h) Gain or (loss) (e) plus (f) minus (g) |
|-----------------------|--|---|--|
| 627 | | 523 | 104 |
| 189 | | 187 | 2 |
| 214 | | 278 | -64 |
| 3,696 | | 2,023 | 1,673 |
| 943 | | 695 | 248 |
| 716 | | 1,594 | -878 |
| 1,504 | | 824 | 680 |
| 2,558 | | 2,163 | 395 |
| 217 | | 218 | -1 |
| 3,048 | | 1,686 | 1,362 |

Form 990PF Part IV - Capital Gains and Losses for Tax on Investment Income - Columns i - l

| Complete only for assets showing gain in column (h) and owned by the foundation on 12/31/69 | | | (l) Gains (Col (h) gain minus col (k), but not less than -0-) or Losses (from col (h)) |
|---|--------------------------------------|---|--|
| (i) F M V as of 12/31/69 | (j) Adjusted basis as of 12/31/69 | (k) Excess of col (i) over col (j), if any | |
| | | | 104 |
| | | | 2 |
| | | | -64 |
| | | | 1,673 |
| | | | 248 |
| | | | -878 |
| | | | 680 |
| | | | 395 |
| | | | -1 |
| | | | 1,362 |

Form 990PF Part IV - Capital Gains and Losses for Tax on Investment Income - Columns a - d

| List and describe the kind(s) of property sold (e g , real estate, (a) 2-story brick warehouse, or common stock, 200 shs MLC Co) | (b) How acquired P—Purchase D—Donation | (c) Date acquired (mo , day, yr) | (d) Date sold (mo , day, yr) |
|--|---|---|-------------------------------------|
| Care Cap Pptys Inc REIT | P | 2013-09-16 | 2015-08-26 |
| Centrica PLC | P | 2013-04-02 | 2015-02-27 |
| Coca Cola | P | 2011-11-03 | 2015-01-07 |
| Compass Group PLC | P | 2012-12-28 | 2015-01-09 |
| Conoco Phillips | P | 2011-11-03 | 2015-01-07 |
| Cyrusone Inc REIT | P | 2014-11-21 | 2015-12-23 |
| Deutsche Telekom | P | 2012-12-28 | 2015-08-03 |
| Dominion Resources Inc | P | 2013-12-30 | 2015-03-11 |
| Du Pont | P | 2013-12-30 | 2015-05-13 |
| Duke Energy | P | 2013-02-25 | 2015-01-07 |

Form 990PF Part IV - Capital Gains and Losses for Tax on Investment Income - Columns e - h

| (e) Gross sales price | (f) Depreciation allowed (or allowable) | (g) Cost or other basis plus expense of sale | (h) Gain or (loss) (e) plus (f) minus (g) |
|-----------------------|--|---|--|
| 542 | | 566 | -24 |
| 1,579 | | 2,465 | -886 |
| 129 | | 110 | 19 |
| 1,311 | | 1,005 | 306 |
| 5,509 | | 4,755 | 754 |
| 1,532 | | 1,136 | 396 |
| 2,417 | | 1,566 | 851 |
| 1,546 | | 1,267 | 279 |
| 1,532 | | 1,010 | 522 |
| 84 | | 69 | 15 |

Form 990PF Part IV - Capital Gains and Losses for Tax on Investment Income - Columns i - l

| Complete only for assets showing gain in column (h) and owned by the foundation on 12/31/69 | | | (l) Gains (Col (h) gain minus col (k), but not less than -0-) or Losses (from col (h)) |
|---|--------------------------------------|---|--|
| (i) F M V as of 12/31/69 | (j) Adjusted basis as of 12/31/69 | (k) Excess of col (i) over col (j), if any | |
| | | | -24 |
| | | | -886 |
| | | | 19 |
| | | | 306 |
| | | | 754 |
| | | | 396 |
| | | | 851 |
| | | | 279 |
| | | | 522 |
| | | | 15 |

Form 990PF Part IV - Capital Gains and Losses for Tax on Investment Income - Columns a - d

| List and describe the kind(s) of property sold (e g , real estate, (a) 2-story brick warehouse, or common stock, 200 shs MLC Co) | (b) How acquired P—Purchase D—Donation | (c) Date acquired (mo , day, yr) | (d) Date sold (mo , day, yr) |
|--|---|---|-------------------------------------|
| Electricite De France | P | 2013-11-18 | 2015-11-25 |
| Emerson Electric | P | 2012-12-28 | 2015-01-07 |
| Energizer Holdings | P | 2014-02-18 | 2015-03-19 |
| Geo Group Inc REIT | P | 2013-05-09 | 2015-01-07 |
| HCP Inc REIT | P | 2012-06-13 | 2015-01-07 |
| Hasbro Inc | P | 2013-05-07 | 2015-07-20 |
| Imperial Tobacco | P | 2012-12-28 | 2015-08-12 |
| Innophos Holdings | P | 2013-04-11 | 2015-11-27 |
| Intel | P | 2014-01-24 | 2015-08-27 |
| Iron Mtn Inc REIT | P | 2013-03-15 | 2015-01-07 |

Form 990PF Part IV - Capital Gains and Losses for Tax on Investment Income - Columns e - h

| (e) Gross sales price | (f) Depreciation allowed (or allowable) | (g) Cost or other basis plus expense of sale | (h) Gain or (loss) (e) plus (f) minus (g) |
|-----------------------|--|---|--|
| 1,724 | | 3,068 | -1,344 |
| 60 | | 53 | 7 |
| 1,926 | | 1,345 | 581 |
| 122 | | 114 | 8 |
| 234 | | 203 | 31 |
| 7,166 | | 3,485 | 3,681 |
| 1,967 | | 1,536 | 431 |
| 657 | | 1,136 | -479 |
| 520 | | 475 | 45 |
| 279 | | 248 | 31 |

Form 990PF Part IV - Capital Gains and Losses for Tax on Investment Income - Columns i - l

| Complete only for assets showing gain in column (h) and owned by the foundation on 12/31/69 | | | (l) Gains (Col (h) gain minus col (k), but not less than -0-) or Losses (from col (h)) |
|---|--------------------------------------|---|--|
| (i) F M V as of 12/31/69 | (j) Adjusted basis as of 12/31/69 | (k) Excess of col (i) over col (j), if any | |
| | | | -1,344 |
| | | | 7 |
| | | | 581 |
| | | | 8 |
| | | | 31 |
| | | | 3,681 |
| | | | 431 |
| | | | -479 |
| | | | 45 |
| | | | 31 |

Form 990PF Part IV - Capital Gains and Losses for Tax on Investment Income - Columns a - d

| List and describe the kind(s) of property sold (e g , real estate, (a) 2-story brick warehouse, or common stock, 200 shs MLC Co) | (b) How acquired P—Purchase D—Donation | (c) Date acquired (mo , day, yr) | (d) Date sold (mo , day, yr) |
|--|---|---|-------------------------------------|
| Johnson Johnson | P | 2013-12-30 | 2015-06-30 |
| J2 Global | P | 2013-05-28 | 2015-10-19 |
| Kla-Tencor Corp | P | 2012-12-28 | 2015-10-21 |
| Kimberly Clark | P | 2012-12-28 | 2015-01-07 |
| Kinder Morgan Inc | P | 2014-08-19 | 2015-12-09 |
| Kohls | P | 2013-07-02 | 2015-10-05 |
| Kraft Heinz Co | P | 2013-05-08 | 2015-09-24 |
| Kraft Foods | P | 2013-05-08 | 2015-07-02 |
| Lockheed Martin | P | 2012-12-28 | 2015-09-18 |
| Lorillard Inc | P | 2011-11-03 | 2015-06-11 |

Form 990PF Part IV - Capital Gains and Losses for Tax on Investment Income - Columns e - h

| (e) Gross sales price | (f) Depreciation allowed (or allowable) | (g) Cost or other basis plus expense of sale | (h) Gain or (loss) (e) plus (f) minus (g) |
|-----------------------|--|---|--|
| 1,474 | | 1,023 | 451 |
| 1,858 | | 967 | 891 |
| 1,362 | | 891 | 471 |
| 228 | | 160 | 68 |
| 2,404 | | 6,056 | -3,652 |
| 962 | | 959 | 3 |
| 1,167 | | 878 | 289 |
| 3,159 | | 494 | 2,665 |
| 1,228 | | 555 | 673 |
| 4,969 | | 2,663 | 2,306 |

Form 990PF Part IV - Capital Gains and Losses for Tax on Investment Income - Columns i - l

| Complete only for assets showing gain in column (h) and owned by the foundation on 12/31/69 | | | (l) Gains (Col (h) gain minus col (k), but not less than -0-) or Losses (from col (h)) |
|---|--------------------------------------|---|--|
| (i) F M V as of 12/31/69 | (j) Adjusted basis as of 12/31/69 | (k) Excess of col (i) over col (j), if any | |
| | | | 451 |
| | | | 891 |
| | | | 471 |
| | | | 68 |
| | | | -3,652 |
| | | | 3 |
| | | | 289 |
| | | | 2,665 |
| | | | 673 |
| | | | 2,306 |

Form 990PF Part IV - Capital Gains and Losses for Tax on Investment Income - Columns a - d

| List and describe the kind(s) of property sold (e g , real estate, (a) 2-story brick warehouse, or common stock, 200 shs MLC Co) | How acquired P—Purchase (b) D—Donation | Date acquired (c) (mo , day, yr) | (d) Date sold (mo , day, yr) |
|--|--|--------------------------------------|-------------------------------------|
| Markwest Energy Partners | P | 2012-12-28 | 2015-07-22 |
| Mattel | P | 2012-12-28 | 2015-03-27 |
| Memorial Production Partners | P | 2013-10-29 | 2015-07-31 |
| Merck | P | 2012-01-05 | 2015-01-07 |
| Microsoft | P | 2014-07-17 | 2015-08-05 |
| Molson Coors Brewing | P | 2012-12-28 | 2015-10-20 |
| National Fuel Gas Co | P | 2014-01-24 | 2015-09-01 |
| National Grid PLC | P | 2013-02-25 | 2015-01-07 |
| Nestle | P | 2012-12-28 | 2015-01-07 |
| Novartis | P | 2012-12-28 | 2015-06-30 |

Form 990PF Part IV - Capital Gains and Losses for Tax on Investment Income - Columns e - h

| (e) Gross sales price | Depreciation allowed (f) (or allowable) | Cost or other basis (g) plus expense of sale | Gain or (loss) (h) (e) plus (f) minus (g) |
|-----------------------|--|---|--|
| 1,447 | | 580 | 867 |
| 1,180 | | 1,685 | -505 |
| 576 | | 618 | -42 |
| 549 | | 402 | 147 |
| 191 | | 180 | 11 |
| 1,123 | | 730 | 393 |
| 583 | | 826 | -243 |
| 555 | | 477 | 78 |
| 70 | | 65 | 5 |
| 2,667 | | 1,812 | 855 |

Form 990PF Part IV - Capital Gains and Losses for Tax on Investment Income - Columns i - l

| Complete only for assets showing gain in column (h) and owned by the foundation on 12/31/69 | | | Gains (Col (h) gain minus col (k), but not less than -0-) or (l) Losses (from col (h)) |
|---|--------------------------------------|---|--|
| (i) F M V as of 12/31/69 | Adjusted basis (j) as of 12/31/69 | Excess of col (i) (k) over col (j), if any | |
| | | | 867 |
| | | | -505 |
| | | | -42 |
| | | | 147 |
| | | | 11 |
| | | | 393 |
| | | | -243 |
| | | | 78 |
| | | | 5 |
| | | | 855 |

Form 990PF Part IV - Capital Gains and Losses for Tax on Investment Income - Columns a - d

| List and describe the kind(s) of property sold (e g , real estate, (a) 2-story brick warehouse, or common stock, 200 shs MLC Co) | How acquired P—Purchase (b) D—Donation | Date acquired (c) (mo , day, yr) | (d) Date sold (mo , day, yr) |
|--|--|--------------------------------------|-------------------------------------|
| Orkla Spon ADR | P | 2013-11-22 | 2015-01-07 |
| PNC Financial | P | 2013-11-11 | 2015-01-07 |
| PPL Corp | P | 2013-03-27 | 2015-01-07 |
| Pearson PLC | P | 2012-12-28 | 2015-12-23 |
| Pepsico | P | 2012-12-28 | 2015-01-07 |
| Philip Morris | P | 2012-06-13 | 2015-12-22 |
| Philippine Long Distance | P | 2012-12-28 | 2015-04-10 |
| Proctor Gamble | P | 2011-11-03 | 2015-02-06 |
| Qualcomm | P | 2014-01-24 | 2015-11-30 |
| Quest Diagnostics | P | 2014-04-04 | 2015-05-22 |

Form 990PF Part IV - Capital Gains and Losses for Tax on Investment Income - Columns e - h

| (e) Gross sales price | Depreciation allowed (f) (or allowable) | Cost or other basis (g) plus expense of sale | Gain or (loss) (h) (e) plus (f) minus (g) |
|-----------------------|--|---|--|
| 53 | | 63 | -10 |
| 173 | | 151 | 22 |
| 284 | | 246 | 38 |
| 1,165 | | 2,009 | -844 |
| 286 | | 206 | 80 |
| 438 | | 431 | 7 |
| 1,344 | | 1,285 | 59 |
| 1,468 | | 1,075 | 393 |
| 729 | | 1,152 | -423 |
| 871 | | 651 | 220 |

Form 990PF Part IV - Capital Gains and Losses for Tax on Investment Income - Columns i - l

| Complete only for assets showing gain in column (h) and owned by the foundation on 12/31/69 | | | Gains (Col (h) gain minus col (k), but not less than -0-) or (l) Losses (from col (h)) |
|---|--------------------------------------|---|--|
| (i) F M V as of 12/31/69 | Adjusted basis (j) as of 12/31/69 | Excess of col (i) (k) over col (j), if any | |
| | | | -10 |
| | | | 22 |
| | | | 38 |
| | | | -844 |
| | | | 80 |
| | | | 7 |
| | | | 59 |
| | | | 393 |
| | | | -423 |
| | | | 220 |

Form 990PF Part IV - Capital Gains and Losses for Tax on Investment Income - Columns a - d

| List and describe the kind(s) of property sold (e g , real estate, (a) 2-story brick warehouse, or common stock, 200 shs MLC Co) | (b) How acquired P—Purchase D—Donation | (c) Date acquired (mo , day, yr) | (d) Date sold (mo , day, yr) |
|--|---|---|-------------------------------------|
| Realty Income Corp REIT | P | 2013-07-08 | 2015-01-07 |
| Republic Services Corp | P | 2012-12-28 | 2015-11-02 |
| Reynolds American | P | 2013-12-30 | 2015-12-22 |
| Rio Tinto PLC | P | 2014-08-12 | 2015-12-08 |
| Rogers Communications | P | 2012-12-28 | 2015-06-22 |
| Royal Dutch Shell ADR B | P | 2011-11-03 | 2015-01-07 |
| Royal Dutch Shell ADR A | P | 2013-01-14 | 2015-01-07 |
| SSE PLC | P | 2014-03-26 | 2015-06-03 |
| Sanofi Spon ADR | P | 2012-12-28 | 2015-06-30 |
| Senior Housing Pptys REIT | P | 2013-06-06 | 2015-06-10 |

Form 990PF Part IV - Capital Gains and Losses for Tax on Investment Income - Columns e - h

| (e) Gross sales price | (f) Depreciation allowed (or allowable) | (g) Cost or other basis plus expense of sale | (h) Gain or (loss) (e) plus (f) minus (g) |
|-----------------------|--|---|--|
| 153 | | 126 | 27 |
| 1,002 | | 708 | 294 |
| 7,573 | | 3,899 | 3,674 |
| 855 | | 1,680 | -825 |
| 205 | | 274 | -69 |
| 325 | | 372 | -47 |
| 64 | | 70 | -6 |
| 226 | | 230 | -4 |
| 347 | | 326 | 21 |
| 2,399 | | 3,173 | -774 |

Form 990PF Part IV - Capital Gains and Losses for Tax on Investment Income - Columns i - l

| Complete only for assets showing gain in column (h) and owned by the foundation on 12/31/69 | | | (l) Gains (Col (h) gain minus col (k), but not less than -0-) or Losses (from col (h)) |
|---|--------------------------------------|---|--|
| (i) F M V as of 12/31/69 | (j) Adjusted basis as of 12/31/69 | (k) Excess of col (i) over col (j), if any | |
| | | | 27 |
| | | | 294 |
| | | | 3,674 |
| | | | -825 |
| | | | -69 |
| | | | -47 |
| | | | -6 |
| | | | -4 |
| | | | 21 |
| | | | -774 |

Form 990PF Part IV - Capital Gains and Losses for Tax on Investment Income - Columns a - d

| List and describe the kind(s) of property sold (e g , real estate, (a) 2-story brick warehouse, or common stock, 200 shs MLC Co) | (b) How acquired P—Purchase D—Donation | (c) Date acquired (mo , day, yr) | (d) Date sold (mo , day, yr) |
|--|---|---|-------------------------------------|
| Severn Trent PLC | P | 2013-03-22 | 2015-01-30 |
| Shaw Communications | P | 2013-12-12 | 2015-10-28 |
| Southern Company | P | 2011-11-03 | 2015-01-07 |
| Swisscom Spon ADR | P | 2012-12-28 | 2015-08-12 |
| Sysco Corp | P | 2012-12-28 | 2015-11-02 |
| Teco Energy | P | 2013-12-04 | 2015-12-22 |
| Talen Energy | P | 2013-03-27 | 2015-06-15 |
| Targa Resources Partners | P | 2013-12-03 | 2015-08-12 |
| Target | P | 2013-08-23 | 2015-01-15 |
| Terna Rete Elettrica Nazionale | P | 2013-02-13 | 2015-06-03 |

Form 990PF Part IV - Capital Gains and Losses for Tax on Investment Income - Columns e - h

| (e) Gross sales price | (f) Depreciation allowed (or allowable) | (g) Cost or other basis plus expense of sale | (h) Gain or (loss) (e) plus (f) minus (g) |
|-----------------------|--|---|--|
| 1,449 | | 1,176 | 273 |
| 2,590 | | 3,007 | -417 |
| 299 | | 260 | 39 |
| 910 | | 690 | 220 |
| 975 | | 916 | 59 |
| 2,512 | | 1,629 | 883 |
| 637 | | 551 | 86 |
| 846 | | 907 | -61 |
| 1,211 | | 966 | 245 |
| 174 | | 160 | 14 |

Form 990PF Part IV - Capital Gains and Losses for Tax on Investment Income - Columns i - l

| Complete only for assets showing gain in column (h) and owned by the foundation on 12/31/69 | | | (l) Gains (Col (h) gain minus col (k), but not less than -0-) or Losses (from col (h)) |
|---|--------------------------------------|---|--|
| (i) F M V as of 12/31/69 | (j) Adjusted basis as of 12/31/69 | (k) Excess of col (i) over col (j), if any | |
| | | | 273 |
| | | | -417 |
| | | | 39 |
| | | | 220 |
| | | | 59 |
| | | | 883 |
| | | | 86 |
| | | | -61 |
| | | | 245 |
| | | | 14 |

Form 990PF Part IV - Capital Gains and Losses for Tax on Investment Income - Columns a - d

| List and describe the kind(s) of property sold (e g , real estate, (a) 2-story brick warehouse, or common stock, 200 shs MLC Co) | (b) How acquired P—Purchase D—Donation | Date acquired (c) (mo , day, yr) | (d) Date sold (mo , day, yr) |
|--|---|--------------------------------------|-------------------------------------|
| Total SA Spon ADR | P | 2013-08-19 | 2015-08-26 |
| US Bancorp | P | 2014-10-21 | 2015-10-28 |
| United Utilities Group | P | 2013-08-07 | 2015-07-01 |
| Ventas Inc REIT | P | 2013-09-16 | 2015-01-07 |
| Vinci SA ADR | P | 2012-12-28 | 2015-07-01 |
| Vivendi SA ADR | P | 2012-12-28 | 2015-08-12 |
| Wm Morrison Supermarkets | P | 2012-12-28 | 2015-02-09 |
| Wal-Mart | P | 2012-12-28 | 2015-01-07 |
| Waste Management | P | 2013-12-30 | 2015-01-07 |
| Western Union | P | 2013-05-02 | 2015-08-05 |

Form 990PF Part IV - Capital Gains and Losses for Tax on Investment Income - Columns e - h

| (e) Gross sales price | (f) Depreciation allowed (or allowable) | (g) Cost or other basis plus expense of sale | (h) Gain or (loss) (e) plus (f) minus (g) |
|-----------------------|--|---|--|
| 6,524 | | 7,956 | -1,432 |
| 171 | | 160 | 11 |
| 3,741 | | 2,935 | 806 |
| 227 | | 191 | 36 |
| 955 | | 780 | 175 |
| 491 | | 426 | 65 |
| 735 | | 1,164 | -429 |
| 87 | | 68 | 19 |
| 51 | | 45 | 6 |
| 250 | | 207 | 43 |

Form 990PF Part IV - Capital Gains and Losses for Tax on Investment Income - Columns i - l

| Complete only for assets showing gain in column (h) and owned by the foundation on 12/31/69 | | | (l) Gains (Col (h) gain minus col (k), but not less than -0-) or Losses (from col (h)) |
|---|--------------------------------------|---|--|
| (i) F M V as of 12/31/69 | (j) Adjusted basis as of 12/31/69 | (k) Excess of col (i) over col (j), if any | |
| | | | -1,432 |
| | | | 11 |
| | | | 806 |
| | | | 36 |
| | | | 175 |
| | | | 65 |
| | | | -429 |
| | | | 19 |
| | | | 6 |
| | | | 43 |

Form 990PF Part IV - Capital Gains and Losses for Tax on Investment Income - Columns a - d

| List and describe the kind(s) of property sold (e g , real estate, (a) 2-story brick warehouse, or common stock, 200 shs MLC Co) | How acquired P—Purchase (b) D—Donation | Date acquired (c) (mo , day, yr) | (d) Date sold (mo , day, yr) |
|--|--|--------------------------------------|-------------------------------------|
| Williams Companies | P | 2013-12-05 | 2015-06-25 |
| Williams Partners | P | 2013-02-19 | 2015-05-13 |
| Wolters Kluwer | P | 2014-04-21 | 2015-07-01 |
| Yara Intl | P | 2013-05-15 | 2015-02-12 |
| Daimler | P | 2012-12-28 | 2015-02-13 |
| Aircastle Limited | P | 2013-10-29 | 2015-08-26 |
| Partnerre Limited | P | 2012-12-28 | 2015-05-13 |

Form 990PF Part IV - Capital Gains and Losses for Tax on Investment Income - Columns e - h

| (e) Gross sales price | Depreciation allowed (f) (or allowable) | Cost or other basis (g) plus expense of sale | Gain or (loss) (h) (e) plus (f) minus (g) |
|-----------------------|--|---|--|
| 7,860 | | 5,329 | 2,531 |
| 3,975 | | 2,255 | 1,720 |
| 1,434 | | 1,372 | 62 |
| 1,246 | | 1,068 | 178 |
| 851 | | 488 | 363 |
| 970 | | 894 | 76 |
| 4,745 | | 2,890 | 1,855 |

Form 990PF Part IV - Capital Gains and Losses for Tax on Investment Income - Columns i - l

| Complete only for assets showing gain in column (h) and owned by the foundation on 12/31/69 | | | (I) Gains (Col (h) gain minus col (k), but not less than -0-) or Losses (from col (h)) |
|---|--------------------------------------|---|---|
| (i) F M V as of 12/31/69 | Adjusted basis (j) as of 12/31/69 | Excess of col (i) (k) over col (j), if any | |
| | | | 2,531 |
| | | | 1,720 |
| | | | 62 |
| | | | 178 |
| | | | 363 |
| | | | 76 |
| | | | 1,855 |

Form 990PF Part XV Line 3 - Grants and Contributions Paid During the Year or Approved for Future Payment

| Recipient | If recipient is an individual, show any relationship to any foundation manager or substantial contributor | Foundation status of recipient | Purpose of grant or contribution | Amount |
|--|--|--------------------------------------|-------------------------------------|---------|
| Name and address (home or business) | | | | |
| a <i>Paid during the year</i> | | | | |
| 100 Neediest Cases PO Box 955925 St Louis,MO 63178 | | PC | Charitable | 4,000 |
| American Red Cross 10195 Corporate Square St Louis,MO 63132 | | PC | Charitable | 1,000 |
| Beyond Housing 4156 Manchester Ave St Louis,MO 63110 | | PC | Charitable | 1,000 |
| Boys HopeGirls Hope 755 S New Ballas Bridgeton, MO 63141 | | PC | Charitable | 1,000 |
| Butterfield Youth Services Inc PO Box 333 Marshall,MO 65340 | | PC | Charitable | 1,000 |
| Catholic Charities 4532 Lindell Blvd St Louis,MO 63108 | | PC | Charitable | 2,000 |
| Center for Hearing and Speech 9835 Manchester Rd St Louis,MO 63119 | | PC | Charitable | 1,000 |
| Central Institute for the Deaf 825 S Taylor Ave St Louis,MO 63110 | | PC | Charitable | 2,500 |
| Presbyterian Children's Homes 1220 N Lindbergh St Louis,MO 63132 | | PC | Charitable | 1,000 |
| Children's Home Society 9445 Litzsinger Rd St Louis,MO 63144 | | PC | Charitable | 1,000 |
| Circle of Concern 112 St Louis Ave Valley Park,MO 63088 | | PC | Charitable | 5,000 |
| College of the Ozarks PO Box 17 Point Lookout,MO 65726 | | PC | Charitable | 2,000 |
| Community Helping Ministry 3770 McKelvey Road Bridgeton,MO 63044 | | PC | Charitable | 1,000 |
| Covenant House Missouri 2727 N Kingshighway Blvd St Louis,MO 63113 | | PC | Charitable | 1,500 |
| Family Resource Center 3309 S Kingshighway Blvd St Louis,MO 63139 | | PC | Charitable | 1,000 |
| Total | | | 3a | 133,000 |

Form 990PF Part XV Line 3 - Grants and Contributions Paid During the Year or Approved for Future Payment

| Recipient | If recipient is an individual, show any relationship to any foundation manager or substantial contributor | Foundation status of recipient | Purpose of grant or contribution | Amount |
|--|---|--------------------------------|----------------------------------|---------|
| Name and address (home or business) | | | | |
| a Paid during the year | | | | |
| Feed My People 171 Kingston Drive St Louis, MO 63125 | | PC | Charitable | 7,000 |
| Good Sheperd School for Children 1170 Timber Run Dr St Louis, MO 63146 | | PC | Charitable | 1,500 |
| Grace Hill 2600 Hadley Street St Louis, MO 63106 | | PC | Charitable | 1,000 |
| Guardian Angel 1127 N Vandeventer St Louis, MO 63113 | | PC | Charitable | 2,000 |
| Humanitri 1120 S Sixth Street St Louis, MO 63104 | | PC | Charitable | 1,000 |
| Hunting for Heroes 8426 Clint Drive Belton, MO 64012 | | PC | Charitable | 4,500 |
| Independence Center 4245 Forest Park Ave St Louis, MO 63108 | | PC | Charitable | 1,000 |
| James S McDonnell USO PO Box 10367 St Louis, MO 63145 | | PC | Charitable | 1,000 |
| Jamestown New Horizons Inc 15350 Old Jamestown Road Florissant, MO 63034 | | PC | Charitable | 1,000 |
| Lift for Life 1731 Broadway St Louis, MO 63104 | | PC | Charitable | 1,000 |
| Loaves & Fishes Inc 2750 McKelvey Rd Maryland Heights, MO 63043 | | PC | Charitable | 7,000 |
| Lutheran Family and Children Services 8631 Belmar Blvd St Louis, MO 63124 | | PC | Charitable | 1,000 |
| Make-A-Wish Foundation 600 Kellwood Parkway St Louis, MO 63107 | | PC | Charitable | 1,000 |
| Missouri Girls Town Foundation PO Box 59 Kingdom City, MO 65262 | | PC | Charitable | 1,000 |
| Operation Food Search 6282 Olive Blvd St Louis, MO 63130 | | PC | Charitable | 7,000 |
| Total | | | 3a | 133,000 |

Form 990PF Part XV Line 3 - Grants and Contributions Paid During the Year or Approved for Future Payment

| Recipient | If recipient is an individual, show any relationship to any foundation manager or substantial contributor | Foundation status of recipient | Purpose of grant or contribution | Amount |
|---|---|--------------------------------|----------------------------------|---------|
| Name and address (home or business) | | | | |
| a Paid during the year | | | | |
| Our Lady's Inn 4223 S Compton St Louis,MO 63111 | | PC | Charitable | 1,000 |
| Our Little Haven PO Box 23010 St Louis,MO 63156 | | PC | Charitable | 2,000 |
| Paraquad 5240 Oakland Ave St Louis,MO 63110 | | PC | Charitable | 1,000 |
| Provident 2650 Olive Street St Louis,MO 63103 | | PC | Charitable | 7,000 |
| Rainbow Village 1240 Dautel Lane St Louis,MO 63146 | | PC | Charitable | 1,000 |
| Ranken-Jordan 11365 Dorsett Road Maryland Heights,MO 63043 | | PC | Charitable | 1,000 |
| Ronald McDonald House 4381 West Pine St Louis,MO 63108 | | PC | Charitable | 1,000 |
| Salvation Army 1130 Hampton Ave St Louis,MO 63139 | | PC | Charitable | 7,000 |
| Service Club for the Blind Inc 3719 Watson Rd St Louis,MO 63109 | | PC | Charitable | 1,500 |
| Sherwood Forest Camp 2708 Sutton Ave St Louis,MO 63143 | | PC | Charitable | 1,000 |
| Shriners Hospital for Children 2001 S Lingbergh St Louis,MO 63131 | | PC | Charitable | 2,000 |
| St John's Mercy Hospice 1000 Des Peres Rd St Louis,MO 63131 | | PC | Charitable | 3,000 |
| St Joseph Institute for the Deaf 1809 Clarkson Rd Chesterfield,MO 63017 | | PC | Charitable | 2,000 |
| St Louis Area Foodbank 70 Corporate Woods Dr Bridgeton,MO 63044 | | PC | Charitable | 7,000 |
| St Louis Children's Hospital PO Box 14871 St Louis,MO 63178 | | PC | Charitable | 1,000 |
| Total 3a | | | | 133,000 |

Form 990PF Part XV Line 3 - Grants and Contributions Paid During the Year or Approved for Future Payment

| Recipient | If recipient is an individual, show any relationship to any foundation manager or substantial contributor | Foundation status of recipient | Purpose of grant or contribution | Amount |
|--|--|--------------------------------------|-------------------------------------|---------|
| Name and address (home or business) | | | | |
| a <i>Paid during the year</i> | | | | |
| St Louis Peregrine Society Inc 2343 Hampton St Louis,MO 63139 | | PC | Charitable | 1,000 |
| Lifebridge 1187 Corporate Lake Drive St Louis,MO 63132 | | PC | Charitable | 1,000 |
| St Patrick Center 800 N Tucker Blvd St Louis,MO 63101 | | PC | Charitable | 3,000 |
| St Vincent Home for Children 7401 Florissant Road St Louis,MO 63121 | | PC | Charitable | 1,500 |
| Sunshine Ministries PO Box 66880 St Louis,MO 63166 | | PC | Charitable | 7,000 |
| Support Dogs Inc 11645 Lilburn Park Road St Louis,MO 63146 | | PC | Charitable | 1,000 |
| The Food Bank for Central & Northeast MO 2101 Vandiver Dr Columbia,MO 65202 | | PC | Charitable | 7,000 |
| Variety Club 2200 Westport Plaza Dr St Louis,MO 63146 | | PC | Charitable | 2,000 |
| Voices for Children 121 S Meramec Ave St Louis,MO 63105 | | PC | Charitable | 1,500 |
| Wings of Hope 18370 Wings of Hope Blvd St Louis,MO 63005 | | PC | Charitable | 2,000 |
| Women on Mission - St Louis 17112 Chaise Ridge Rd Chesterfield,MO 63005 | | PC | Charitable | 2,000 |
| Wyman 600 Kiwanis Drive Eureka,MO 63025 | | PC | Charitable | 1,500 |
| Total | | | 3a | 133,000 |

TY 2015 Accounting Fees Schedule

Name: Sidener Foundation

EIN: 51-0189216

Software ID: 15000290

Software Version: 15.3.0.0

| Category | Amount | Net Investment Income | Adjusted Net Income | Disbursements for Charitable Purposes |
|--------------------|--------|--------------------------|------------------------|---|
| Steven J Laux, CPA | 4,235 | 4,235 | | |

Note: To capture the full content of this document, please select landscape mode (11" x 8.5") when printing.

TY 2015 Gain/Loss from Sale of Other Assets Schedule

Name:

Sidener Foundation

EIN:

51-0189216

Software ID:

15000290

Software Version:

15.3.0.0

| Name | Date Acquired | How Acquired | Date Sold | Purchaser Name | Gross Sales Price | Basis | Basis Method | Sales Expenses | Total (net) | Accumulated Depreciation |
|-----------------------------------|---------------|--------------|-----------|----------------|-------------------|--------|--------------|----------------|-------------|--------------------------|
| Washington Mutual Investors | 2008-01 | P | 2015-07 | | 106,252 | 84,231 | | | 22,021 | |
| AMEC Foster Wheeler | 2015-08 | P | 2015-12 | | 948 | 1,844 | | | -896 | |
| Abbvie Inc | 2015-01 | P | 2015-06 | | 67 | 66 | | | 1 | |
| Ameren Corp | 2015-01 | P | 2015-08 | | 127 | 135 | | | -8 | |
| Apple Inc | 2015-01 | P | 2015-06 | | 125 | 108 | | | 17 | |
| BCE Inc | 2015-01 | P | 2015-06 | | 178 | 191 | | | -13 | |
| BHP Billiton | 2015-02 | P | 2015-11 | | 269 | 464 | | | -195 | |
| Bob Evans Farms Inc | 2014-08 | P | 2015-06 | | 2,056 | 2,145 | | | -89 | |
| Centrica PLC | 2014-04 | P | 2015-02 | | 752 | 1,093 | | | -341 | |
| Chevron Corp | 2014-12 | P | 2015-09 | | 1,173 | 1,594 | | | -421 | |
| Cinemark Holdings | 2014-05 | P | 2015-02 | | 837 | 606 | | | 231 | |
| Communications Sales Leasing REIT | 2015-06 | P | 2015-10 | | 944 | 1,278 | | | -334 | |
| Compass Group PLC | 2014-06 | P | 2015-01 | | 486 | 533 | | | -47 | |
| Compass Minerals Intl | 2014-10 | P | 2015-01 | | 90 | 87 | | | 3 | |
| Cyrusone Inc REIT | 2015-05 | P | 2015-12 | | 1,407 | 1,172 | | | 235 | |
| Electricite De France | 2015-01 | P | 2015-11 | | 77 | 115 | | | -38 | |
| Emerson Electric | 2015-05 | P | 2015-09 | | 710 | 964 | | | -254 | |
| Energizer Holdings | 2014-03 | P | 2015-02 | | 2,116 | 1,563 | | | 553 | |
| Enterprise Products Partners | 2015-05 | P | 2015-12 | | 921 | 881 | | | 40 | |
| General Mills | 2014-11 | P | 2015-01 | | 106 | 106 | | | | |
| Glaxosmithkline | 2014-07 | P | 2015-06 | | 427 | 550 | | | -123 | |
| Kla-Tencor Corp | 2015-09 | P | 2015-10 | | 389 | 315 | | | 74 | |
| Kinder Morgan Inc | 2015-01 | P | 2015-12 | | 1,572 | 3,079 | | | -1,507 | |
| Lorillard Inc | 2015-01 | P | 2015-06 | | 71 | 63 | | | 8 | |
| Macys Inc | 2015-05 | P | 2015-12 | | 1,503 | 2,561 | | | -1,058 | |
| Mattel Inc | 2015-01 | P | 2015-03 | | 47 | 59 | | | -12 | |
| McDonalds Corp | 2014-04 | P | 2015-01 | | 562 | 607 | | | -45 | |
| Memorial Production Partners | 2014-09 | P | 2015-07 | | 302 | 608 | | | -306 | |
| Microsoft | 2014-09 | P | 2015-07 | | 419 | 422 | | | -3 | |
| Motorola | 2015-02 | P | 2015-08 | | 256 | 275 | | | -19 | |

| Name | Date Acquired | How Acquired | Date Sold | Purchaser Name | Gross Sales Price | Basis | Basis Method | Sales Expenses | Total (net) | Accumulated Depreciation |
|----------------------------|---------------|--------------|-----------|----------------|-------------------|-------|--------------|----------------|-------------|--------------------------|
| National Fuel Gas Co | 2014-09 | P | 2015-09 | | 705 | 993 | | | -288 | |
| National Oilwell Varco Inc | 2014-07 | P | 2015-02 | | 3,705 | 5,736 | | | -2,031 | |
| Occidental Petroleum | 2014-12 | P | 2015-12 | | 995 | 1,210 | | | -215 | |
| PNC Financial | 2015-06 | P | 2015-10 | | 278 | 289 | | | -11 | |
| Parker Hannifin Corp | 2015-04 | P | 2015-12 | | 509 | 615 | | | -106 | |
| Philip Morris | 2014-01 | P | 2015-01 | | 407 | 424 | | | -17 | |
| Potash Corp | 2015-01 | P | 2015-12 | | 662 | 1,135 | | | -473 | |
| Qualcom Inc | 2014-07 | P | 2015-01 | | 74 | 79 | | | -5 | |
| Quest Diagnostics | 2014-09 | P | 2015-01 | | 67 | 64 | | | 3 | |
| Rio Tinto PLC | 2015-02 | P | 2015-12 | | 285 | 483 | | | -198 | |
| Rogers Communications | 2015-02 | P | 2015-08 | | 1,953 | 2,045 | | | -92 | |
| SSE PLC | 2014-10 | P | 2015-06 | | 532 | 542 | | | -10 | |
| Severn Trent PLC | 2015-01 | P | 2015-01 | | 324 | 308 | | | 16 | |
| Shaw Communications | 2015-01 | P | 2015-07 | | 126 | 158 | | | -32 | |
| South32 Limited | 2015-05 | P | 2015-06 | | 110 | 120 | | | -10 | |
| Svenska Handelsen | 2015-02 | P | 2015-07 | | 655 | 704 | | | -49 | |
| Targa Resources Partners | 2015-05 | P | 2015-08 | | 358 | 501 | | | -143 | |
| Unilever PLC | 2014-04 | P | 2015-01 | | 235 | 267 | | | -32 | |
| Verizon Communications | 2014-07 | P | 2015-06 | | 432 | 452 | | | -20 | |
| Wm Morrison Supermarkets | 2014-10 | P | 2015-02 | | 785 | 735 | | | 50 | |
| WF Company | 2014-12 | P | 2015-10 | | 215 | 226 | | | -11 | |
| Williams Partners LP New | 2014-04 | P | 2015-04 | | 381 | 468 | | | -87 | |
| Williams Partners LP Com | 2014-04 | P | 2015-01 | | 84 | 104 | | | -20 | |
| Wolters Kluwer | 2015-01 | P | 2015-07 | | 60 | 59 | | | 1 | |
| ABM Industries | 2012-12 | P | 2015-07 | | 1,324 | 811 | | | 513 | |
| Abbvie Inc | 2013-02 | P | 2015-06 | | 2,144 | 1,173 | | | 971 | |
| Altria Group | 2011-11 | P | 2015-12 | | 3,860 | 2,077 | | | 1,783 | |
| Ameren Corp | 2013-06 | P | 2015-08 | | 1,402 | 1,166 | | | 236 | |
| American Electric Power | 2012-05 | P | 2015-01 | | 122 | 84 | | | 38 | |
| Apple Inc | 2013-05 | P | 2015-06 | | 2,011 | 1,023 | | | 988 | |

| Name | Date Acquired | How Acquired | Date Sold | Purchaser Name | Gross Sales Price | Basis | Basis Method | Sales Expenses | Total (net) | Accumulated Depreciation |
|--------------------------|---------------|--------------|-----------|----------------|-------------------|-------|--------------|----------------|-------------|--------------------------|
| BAE Systems PLC | 2013-03 | P | 2015-07 | | 627 | 523 | | | 104 | |
| BASF SE Spon ADR | 2012-12 | P | 2015-06 | | 189 | 187 | | | 2 | |
| BP PLC | 2013-01 | P | 2015-01 | | 214 | 278 | | | -64 | |
| Becton Dickinson Co | 2012-12 | P | 2015-03 | | 3,696 | 2,023 | | | 1,673 | |
| Bemis Inc | 2012-12 | P | 2015-01 | | 943 | 695 | | | 248 | |
| BHP Billiton | 2013-05 | P | 2015-11 | | 716 | 1,594 | | | -878 | |
| Blackrock Inc | 2012-12 | P | 2015-02 | | 1,504 | 824 | | | 680 | |
| Bob Evans Farms Inc | 2013-12 | P | 2015-06 | | 2,558 | 2,163 | | | 395 | |
| British American TOB PLC | 2014-02 | P | 2015-06 | | 217 | 218 | | | -1 | |
| CME Group Inc | 2012-12 | P | 2015-03 | | 3,048 | 1,686 | | | 1,362 | |
| Care Cap Pptys Inc REIT | 2013-09 | P | 2015-08 | | 542 | 566 | | | -24 | |
| Centrica PLC | 2013-04 | P | 2015-02 | | 1,579 | 2,465 | | | -886 | |
| Coca Cola | 2011-11 | P | 2015-01 | | 129 | 110 | | | 19 | |
| Compass Group PLC | 2012-12 | P | 2015-01 | | 1,311 | 1,005 | | | 306 | |
| Conoco Phillips | 2011-11 | P | 2015-01 | | 5,509 | 4,755 | | | 754 | |
| Cyrusone Inc REIT | 2014-11 | P | 2015-12 | | 1,532 | 1,136 | | | 396 | |
| Deutsche Telekom | 2012-12 | P | 2015-08 | | 2,417 | 1,566 | | | 851 | |
| Dominion Resources Inc | 2013-12 | P | 2015-03 | | 1,546 | 1,267 | | | 279 | |
| Du Pont | 2013-12 | P | 2015-05 | | 1,532 | 1,010 | | | 522 | |
| Duke Energy | 2013-02 | P | 2015-01 | | 84 | 69 | | | 15 | |
| Electricite De France | 2013-11 | P | 2015-11 | | 1,724 | 3,068 | | | -1,344 | |
| Emerson Electric | 2012-12 | P | 2015-01 | | 60 | 53 | | | 7 | |
| Energizer Holdings | 2014-02 | P | 2015-03 | | 1,926 | 1,345 | | | 581 | |
| Geo Group Inc REIT | 2013-05 | P | 2015-01 | | 122 | 114 | | | 8 | |
| HCP Inc REIT | 2012-06 | P | 2015-01 | | 234 | 203 | | | 31 | |
| Hasbro Inc | 2013-05 | P | 2015-07 | | 7,166 | 3,485 | | | 3,681 | |
| Imperial Tobacco | 2012-12 | P | 2015-08 | | 1,967 | 1,536 | | | 431 | |
| Innophos Holdings | 2013-04 | P | 2015-11 | | 657 | 1,136 | | | -479 | |
| Intel | 2014-01 | P | 2015-08 | | 520 | 475 | | | 45 | |
| Iron Mtn Inc REIT | 2013-03 | P | 2015-01 | | 279 | 248 | | | 31 | |

| Name | Date Acquired | How Acquired | Date Sold | Purchaser Name | Gross Sales Price | Basis | Basis Method | Sales Expenses | Total (net) | Accumulated Depreciation |
|------------------------------|---------------|--------------|-----------|----------------|-------------------|-------|--------------|----------------|-------------|--------------------------|
| Johnson Johnson | 2013-12 | P | 2015-06 | | 1,474 | 1,023 | | | 451 | |
| J2 Global | 2013-05 | P | 2015-10 | | 1,858 | 967 | | | 891 | |
| Kla-Tencor Corp | 2012-12 | P | 2015-10 | | 1,362 | 891 | | | 471 | |
| Kimberly Clark | 2012-12 | P | 2015-01 | | 228 | 160 | | | 68 | |
| Kinder Morgan Inc | 2014-08 | P | 2015-12 | | 2,404 | 6,056 | | | -3,652 | |
| Kohls | 2013-07 | P | 2015-10 | | 962 | 959 | | | 3 | |
| Kraft Heinz Co | 2013-05 | P | 2015-09 | | 1,167 | 878 | | | 289 | |
| Kraft Foods | 2013-05 | P | 2015-07 | | 3,159 | 494 | | | 2,665 | |
| Lockheed Martin | 2012-12 | P | 2015-09 | | 1,228 | 555 | | | 673 | |
| Lorillard Inc | 2011-11 | P | 2015-06 | | 4,969 | 2,663 | | | 2,306 | |
| Markwest Energy Partners | 2012-12 | P | 2015-07 | | 1,447 | 580 | | | 867 | |
| Mattel | 2012-12 | P | 2015-03 | | 1,180 | 1,685 | | | -505 | |
| Memorial Production Partners | 2013-10 | P | 2015-07 | | 576 | 618 | | | -42 | |
| Merck | 2012-01 | P | 2015-01 | | 549 | 402 | | | 147 | |
| Microsoft | 2014-07 | P | 2015-08 | | 191 | 180 | | | 11 | |
| Molson Coors Brewing | 2012-12 | P | 2015-10 | | 1,123 | 730 | | | 393 | |
| National Fuel Gas Co | 2014-01 | P | 2015-09 | | 583 | 826 | | | -243 | |
| National Grid PLC | 2013-02 | P | 2015-01 | | 555 | 477 | | | 78 | |
| Nestle | 2012-12 | P | 2015-01 | | 70 | 65 | | | 5 | |
| Novartis | 2012-12 | P | 2015-06 | | 2,667 | 1,812 | | | 855 | |
| Orkla Spon ADR | 2013-11 | P | 2015-01 | | 53 | 63 | | | -10 | |
| PNC Financial | 2013-11 | P | 2015-01 | | 173 | 151 | | | 22 | |
| PPL Corp | 2013-03 | P | 2015-01 | | 284 | 246 | | | 38 | |
| Pearson PLC | 2012-12 | P | 2015-12 | | 1,165 | 2,009 | | | -844 | |
| Pepsico | 2012-12 | P | 2015-01 | | 286 | 206 | | | 80 | |
| Philip Morris | 2012-06 | P | 2015-12 | | 438 | 431 | | | 7 | |
| Philippine Long Distance | 2012-12 | P | 2015-04 | | 1,344 | 1,285 | | | 59 | |
| Proctor Gamble | 2011-11 | P | 2015-02 | | 1,468 | 1,075 | | | 393 | |
| Qualcomm | 2014-01 | P | 2015-11 | | 729 | 1,152 | | | -423 | |
| Quest Diagnostics | 2014-04 | P | 2015-05 | | 871 | 651 | | | 220 | |

| Name | Date Acquired | How Acquired | Date Sold | Purchaser Name | Gross Sales Price | Basis | Basis Method | Sales Expenses | Total (net) | Accumulated Depreciation |
|--------------------------------|---------------|--------------|-----------|----------------|-------------------|-------|--------------|----------------|-------------|--------------------------|
| Realty Income Corp REIT | 2013-07 | P | 2015-01 | | 153 | 126 | | | 27 | |
| Republic Services Corp | 2012-12 | P | 2015-11 | | 1,002 | 708 | | | 294 | |
| Reynolds American | 2013-12 | P | 2015-12 | | 7,573 | 3,899 | | | 3,674 | |
| Rio Tinto PLC | 2014-08 | P | 2015-12 | | 855 | 1,680 | | | -825 | |
| Rogers Communications | 2012-12 | P | 2015-06 | | 205 | 274 | | | -69 | |
| Royal Dutch Shell ADR B | 2011-11 | P | 2015-01 | | 325 | 372 | | | -47 | |
| Royal Dutch Shell ADR A | 2013-01 | P | 2015-01 | | 64 | 70 | | | -6 | |
| SSE PLC | 2014-03 | P | 2015-06 | | 226 | 230 | | | -4 | |
| Sanofi Spon ADR | 2012-12 | P | 2015-06 | | 347 | 326 | | | 21 | |
| Senior Housing Pptys REIT | 2013-06 | P | 2015-06 | | 2,399 | 3,173 | | | -774 | |
| Severn Trent PLC | 2013-03 | P | 2015-01 | | 1,449 | 1,176 | | | 273 | |
| Shaw Communications | 2013-12 | P | 2015-10 | | 2,590 | 3,007 | | | -417 | |
| Southern Company | 2011-11 | P | 2015-01 | | 299 | 260 | | | 39 | |
| Swisscom Spon ADR | 2012-12 | P | 2015-08 | | 910 | 690 | | | 220 | |
| Sysco Corp | 2012-12 | P | 2015-11 | | 975 | 916 | | | 59 | |
| Teco Energy | 2013-12 | P | 2015-12 | | 2,512 | 1,629 | | | 883 | |
| Talen Energy | 2013-03 | P | 2015-06 | | 637 | 551 | | | 86 | |
| Targa Resources Partners | 2013-12 | P | 2015-08 | | 846 | 907 | | | -61 | |
| Target | 2013-08 | P | 2015-01 | | 1,211 | 966 | | | 245 | |
| Terna Rete Elettrica Nazionale | 2013-02 | P | 2015-06 | | 174 | 160 | | | 14 | |
| Total SA Spon ADR | 2013-08 | P | 2015-08 | | 6,524 | 7,956 | | | -1,432 | |
| US Bancorp | 2014-10 | P | 2015-10 | | 171 | 160 | | | 11 | |
| United Utilities Group | 2013-08 | P | 2015-07 | | 3,741 | 2,935 | | | 806 | |
| Ventas Inc REIT | 2013-09 | P | 2015-01 | | 227 | 191 | | | 36 | |
| Vinci SA ADR | 2012-12 | P | 2015-07 | | 955 | 780 | | | 175 | |
| Vivendi SA ADR | 2012-12 | P | 2015-08 | | 491 | 426 | | | 65 | |
| Wm Morrison Supermarkets | 2012-12 | P | 2015-02 | | 735 | 1,164 | | | -429 | |
| Wal-Mart | 2012-12 | P | 2015-01 | | 87 | 68 | | | 19 | |
| Waste Management | 2013-12 | P | 2015-01 | | 51 | 45 | | | 6 | |
| Western Union | 2013-05 | P | 2015-08 | | 250 | 207 | | | 43 | |

| Name | Date Acquired | How Acquired | Date Sold | Purchaser Name | Gross Sales Price | Basis | Basis Method | Sales Expenses | Total (net) | Accumulated Depreciation |
|--------------------|---------------|--------------|-----------|----------------|-------------------|-------|--------------|----------------|-------------|--------------------------|
| Williams Companies | 2013-12 | P | 2015-06 | | 7,860 | 5,329 | | | 2,531 | |
| Williams Partners | 2013-02 | P | 2015-05 | | 3,975 | 2,255 | | | 1,720 | |
| Wolters Kluwer | 2014-04 | P | 2015-07 | | 1,434 | 1,372 | | | 62 | |
| Yara Intl | 2013-05 | P | 2015-02 | | 1,246 | 1,068 | | | 178 | |
| Daimler | 2012-12 | P | 2015-02 | | 851 | 488 | | | 363 | |
| Aircastle Limited | 2013-10 | P | 2015-08 | | 970 | 894 | | | 76 | |
| Partnerre Limited | 2012-12 | P | 2015-05 | | 4,745 | 2,890 | | | 1,855 | |

TY 2015 General Explanation Attachment**Name:** Sidener Foundation**EIN:** 51-0189216**Software ID:** 15000290**Software Version:** 15.3.0.0

TY 2015 Investments Corporate Stock Schedule

Name: Sidener Foundation
EIN: 51-0189216
Software ID: 15000290
Software Version: 15.3.0.0

| Name of Stock | End of Year Book Value | End of Year Fair Market Value |
|--|------------------------|-------------------------------|
| 2291 shares of Capital World Growth Income Fund | 61,042 | 99,354 |
| 16441 shares of Washington Mutual Investors Fund | 400,169 | 632,010 |
| 1713 shares of EuroPacific Growth Fund | 68,372 | 77,715 |
| 9031 shares of Growth Fund of America | 263,807 | 372,891 |
| 86 shares of Dynegy, Inc. | 38,465 | 105 |
| 401 shares of ATT | 12,613 | 13,799 |
| 247 shares of Altria Group | 6,798 | 14,378 |
| 92 shares of Astrazeneca PLC | 2,866 | 3,123 |
| 286 shares of BCE Incorporated | 12,112 | 10,999 |
| 108 shares of Centurylink | 3,990 | 2,717 |
| 73 shares of Chevron | 8,048 | 6,567 |
| 124 shares of Coca Cola | 4,788 | 5,327 |
| 44 shares of Conoco Phillips | 2,345 | 2,054 |
| 71 shares of Dominion Resources | 3,717 | 4,802 |
| 158 shares of Duke Energy | 9,951 | 11,280 |
| 323 shares of Glaxo Smith Kline | 15,040 | 13,033 |
| 50 shares of Johnson Johnson | 3,217 | 5,136 |
| 112 shares of Kimberly Clark | 8,398 | 14,258 |
| 113 shares of McDonalds | 10,432 | 13,350 |
| 216 shares of National Grid PLC | 11,449 | 15,021 |
| 282 shares of PPL Corporation | 7,891 | 9,625 |
| 69 shares of Pepsico | 4,471 | 6,894 |
| 175 shares of Philip Morris | 13,855 | 15,384 |
| 145 shares of Proctor Gamble | 10,912 | 11,514 |
| 315 shares of Reynolds American | 6,671 | 14,537 |
| 111 shares of Royal Dutch Shell ADR B | 7,717 | 5,110 |
| 200 shares of Southern Company | 8,590 | 9,358 |
| 65 shares of Total SA Sponsored ADR | 2,934 | 2,922 |
| 268 shares of Unilever PLC | 10,802 | 11,556 |
| 420 shares of Verizon Communications | 17,386 | 19,412 |

| Name of Stock | End of Year Book Value | End of Year Fair Market Value |
|---|------------------------|-------------------------------|
| 315 shares of Vodafone Group PLC | 14,521 | 10,162 |
| 116 shares of HCP Incorporated REIT | 4,378 | 4,436 |
| 130 shares of Welltower Incorporated | 7,195 | 8,844 |
| 19815 shares of John Hancock Floating Rate Fund | 188,213 | 162,684 |
| 18895 shares of Mainstay Floating Rate Fund | 181,001 | 168,922 |
| 3830 shares of Guggenheim Floating Rate Fund | 100,490 | 96,597 |
| 46 shares of American Electric Power | 1,735 | 2,680 |
| 141 shares of Kraft Heinz Company | 6,635 | 10,259 |
| 183 shares of Merck Company | 7,067 | 9,666 |
| 22 shares of Abbvie Incorporated | 1,350 | 1,303 |
| 54 shares of Ameren Corproation | 1,915 | 2,334 |
| 19 shares of Automatic Data Processing | 945 | 1,610 |
| 100 shares of BAE Systems PLC | 2,204 | 2,946 |
| 26 shares of BASF SE Sponsored ADR | 2,433 | 1,997 |
| 220 shares of BP PLC Sponsored ADR | 9,417 | 6,877 |
| 50 shares of Bemis Incorporated | 1,656 | 2,235 |
| 26 shares of British American TOB PLC Spon ADR | 2,712 | 2,872 |
| 58 shares of CME Group Incorporated | 3,266 | 5,255 |
| 24 shares of Commonwealth Bank of Australia | 1,628 | 1,493 |
| 172 shares of Corning Incorporated | 3,047 | 3,144 |
| 93 shares of Deutsche Telekom AG Spon ADR | 1,075 | 1,686 |
| 51 shares of Deutsche Post AG Spon ADR | 1,215 | 1,438 |
| 15 shares of Diago PLC Sponsored ADR | 1,625 | 1,636 |
| 122 shares of Donnelley RR Sons | 1,241 | 1,796 |
| 45 shares of Dow Chemical Company | 1,503 | 2,317 |
| 94 shares of Emerson Electric | 5,182 | 4,496 |
| 117 shares of GEO Group Incorporated REIT | 3,900 | 3,382 |
| 29 shares of Gallagher Arthur J Company | 1,003 | 1,187 |
| 70 shares of General Mills | 3,684 | 4,036 |
| 33 shares of Imperial Tobacco Group | 2,484 | 3,489 |

| Name of Stock | End of Year Book Value | End of Year Fair Market Value |
|---|------------------------|-------------------------------|
| 196 shares of Intel Corporation | 4,064 | 6,752 |
| 327 shares of Iron Mountain Incorporated REIT | 10,763 | 8,832 |
| 40 shares of J2 Global Inc | 1,210 | 3,293 |
| 74 shares of Kohls Corporation | 3,196 | 3,525 |
| 7 shares of Lockheed Martin | 648 | 1,520 |
| 217 shares of Microsoft | 6,836 | 12,039 |
| 37 shares of Microchip Technology | 1,104 | 1,722 |
| 53 shares of Molson Coors Brewing Co | 2,275 | 4,978 |
| 181 shares of Munich RE Group ADR | 3,375 | 3,629 |
| 86 shares of National Fuel Gas Company | 4,758 | 3,677 |
| 18 shares of Nestles SA Sponsored ADR | 1,175 | 1,340 |
| 49 shares of Nucor Corporation | 2,089 | 1,975 |
| 109 shares of Occidental Petroleum | 8,780 | 7,369 |
| 235 shares of Orkla AS Sponsored ADR | 1,824 | 1,861 |
| 93 shares of Owens Minor Inc | 2,679 | 3,346 |
| 80 shares of PNC Financial Services | 5,237 | 7,625 |
| 130 shares of Potash Corporation | 4,074 | 2,226 |
| 66 shares of Qualcomm Incorporated | 4,491 | 3,299 |
| 88 shares of Regal Entertainment | 1,200 | 1,661 |
| 81 shares of Republic Services Inc | 2,365 | 3,563 |
| 49 shares of Roche Holding | 1,259 | 1,689 |
| 167 shares of Rogers Communications | 6,996 | 5,733 |
| 55 shares of Royal Dutch Shell ADR A | 3,737 | 2,518 |
| 140 shares of SSE PLC Sponsored ADR | 3,311 | 3,130 |
| 80 shares of Sanofi Sponsored ADR | 3,586 | 3,412 |
| 79 shares of Shaw Communications | 1,780 | 1,353 |
| 190 shares of Statoil ASA Sponsored ADR | 3,711 | 2,652 |
| 306 shares of Svenska Handelsbanken ADR | 2,366 | 2,020 |
| 59 shares of Swisscom AG Sponsored ADR | 2,546 | 2,965 |
| 132 shares of Sysco Corporation | 4,286 | 5,412 |

| Name of Stock | End of Year Book Value | End of Year Fair Market Value |
|---|------------------------|-------------------------------|
| 60 shares of Teco Energy Inc | 999 | 1,599 |
| 60 shares of Target Corporation | 3,650 | 4,357 |
| 144 shares of Telstra Corporation | 3,290 | 2,939 |
| 233 shares of Terna Rete Elettrica Nazionale | 2,906 | 3,600 |
| 117 shares of Thomson Reuters Corp | 3,363 | 4,428 |
| 133 shares of US Bancorp | 4,597 | 5,675 |
| 48 shares of United Parcel Service | 3,522 | 4,619 |
| 153 shares of Vinci SA ADR | 1,789 | 2,457 |
| 66 shares of Vivendi SA ADR | 1,480 | 1,424 |
| 73 shares of Wal-Mart Stores | 5,345 | 4,475 |
| 29 shares of Waste Mgt Inc | 974 | 1,548 |
| 152 shares of Wells Fargo Company | 7,673 | 8,263 |
| 239 shares of Western Union | 3,551 | 4,280 |
| 89 shares of Westpac Bkg Corp | 2,349 | 2,156 |
| 33 shares of Yara International | 1,516 | 1,415 |
| 26 shares of Daimler AG Reg Shs | 1,459 | 2,204 |
| 66 shares of Aircastle Limited | 1,090 | 1,379 |
| 70 shares of Amerigas Partners LP | 2,864 | 2,399 |
| 84 shares of Corrections Corporation REIT | 2,905 | 2,225 |
| 53 shares of Enterprise Products Partners LP | 1,316 | 1,356 |
| 62 shares of Realty Income Corporation REIT | 2,590 | 3,201 |
| 142 shares of Ventas Incorporated REIT | 7,781 | 8,013 |
| 182 shares of ADT Corporation | 5,887 | 6,002 |
| 82 shares of Cinemark Holdings | 2,387 | 2,741 |
| 53 shares of Compass Minerals International | 4,504 | 3,989 |
| 79 shares of Motorola Solutions Incorporated | 5,131 | 5,408 |
| 82 shares of Omnicom Group Incorporated | 5,722 | 6,204 |
| 104 shares of Peoples United Financial | 1,558 | 1,680 |
| 82 shares of Quest Diagnostics | 4,613 | 5,833 |
| 110 shares of Unibail-Rodamco SE ADR REP JCE 08 | 2,954 | 2,801 |

| Name of Stock | End of Year Book Value | End of Year Fair Market Value |
|--|------------------------|-------------------------------|
| 73 shares of WEC Energy Group Incorporated | 3,365 | 3,746 |
| 56 shares of Seagate Technology PLC | 3,141 | 2,053 |
| 139 shares of Aberdeen Asset Mgmt PLC | 1,755 | 1,177 |
| 14 shares of Agrium Incorporated | 1,368 | 1,251 |
| 109 shares of Allianz SE SP ADR | 1,835 | 1,921 |
| 57 shares of Axa SA Sponsored ADR | 1,423 | 1,557 |
| 27 shares of CNA Financial Corporation | 1,120 | 949 |
| 40 shares of Entergy Corporation | 2,828 | 2,734 |
| 157 shares of Exxon Mobil Corporation | 11,397 | 12,238 |
| 134 shares of Fastenal Company | 5,687 | 5,470 |
| 154 shares of Ford Motor Company | 2,459 | 2,170 |
| 372 shares of Gas Nat SDG SA ADR | 1,777 | 1,521 |
| 42 shares of MSC INDL Direct Incorporated | 2,968 | 2,363 |
| 33 shares of Parker Hannifin Corporation | 3,985 | 3,200 |
| 41 shares of Pfizer Incorporated | 1,369 | 1,323 |
| 31 shares of Praxair Incorporated | 3,378 | 3,174 |
| 504 shares of Scor Sponsored ADR | 1,828 | 1,933 |
| 23 shares of Siemens A G Sponsored ADR | 2,500 | 2,246 |
| 55 shares of Singapore Telecommunications | 1,739 | 1,423 |
| 15 shares of Singapore Exchange Limited ADR | 1,362 | 1,221 |
| 83 shares of Sonic Healthcare Limited ADR | 1,416 | 1,079 |
| 81 shares of Tawain Semiconductor Mfg | 1,809 | 1,843 |
| 49 shares of Telus Corporation | 1,689 | 1,349 |
| 34 shares of Texas Instruments Incorporated | 1,647 | 1,864 |
| 45 shares of Vectren Corporation | 1,881 | 1,909 |
| 49 shares of Communications Sales Leasing REIT | 1,265 | 916 |
| 17 shares of Magellan Midstream Partners LP | 1,172 | 1,155 |
| 35 shares of Martin Midstream Partners LP | 1,261 | 760 |
| 79 shares of Omega Healthcare REIT | 2,882 | 2,763 |
| 41 shares of Spectra Energy Partners LP | 1,713 | 1,956 |

| Name of Stock | End of Year Book Value | End of Year Fair Market Value |
|---|------------------------|-------------------------------|
| 118 shares of Weyerhaeuser Company REIT | 3,828 | 3,538 |

TY 2015 Other Expenses Schedule**Name:** Sidener Foundation**EIN:** 51-0189216**Software ID:** 15000290**Software Version:** 15.3.0.0

| Description | Revenue and Expenses per Books | Net Investment Income | Adjusted Net Income | Disbursements for Charitable Purposes |
|----------------------------|-----------------------------------|--------------------------|---------------------|--|
| Bank charges | 180 | 180 | | |
| Annual registration report | 10 | | | 10 |

TY 2015 Other Income Schedule**Name:** Sidener Foundation**EIN:** 51-0189216**Software ID:** 15000290**Software Version:** 15.3.0.0

| Description | Revenue And Expenses Per Books | Net Investment Income | Adjusted Net Income |
|------------------------------|-----------------------------------|--------------------------|---------------------|
| Amerigas Partners | -171 | -171 | |
| Enterprise Products Partners | -177 | -177 | |
| MPLX LP | -37 | -37 | |
| Memorial Production Partners | -58 | -58 | |
| Martin Midstream Partners | -106 | -106 | |
| Targa Resources Partners | -125 | -125 | |
| Williams Partners | -162 | -162 | |

TY 2015 Other Professional Fees Schedule

Name: Sidener Foundation

EIN: 51-0189216

Software ID: 15000290

Software Version: 15.3.0.0

| Category | Amount | Net Investment Income | Adjusted Net Income | Disbursements for Charitable Purposes |
|---------------|--------|--------------------------|------------------------|---|
| Raymond James | 12,411 | 12,411 | | |

TY 2015 Taxes Schedule**Name:** Sidener Foundation**EIN:** 51-0189216**Software ID:** 15000290**Software Version:** 15.3.0.0

| Category | Amount | Net Investment Income | Adjusted Net Income | Disbursements for Charitable Purposes |
|--------------------|--------|--------------------------|------------------------|---|
| Federal excise tax | 2,267 | 2,267 | | |
| Foreign tax | 877 | 877 | | |