



See a Social Security Number? Say Something!
Report Privacy Problems to <https://public.resource.org/privacy>
Or call the IRS Identity Theft Hotline at 1-800-908-4490



Form 990-PF

Department of the Treasury
Internal Revenue Service

Return of Private Foundation
or Section 4947(a)(1) Trust Treated as Private Foundation

Do not enter social security numbers on this form as it may be made public.
Information about Form 990-PF and its instructions is at www.irs.gov/form990pf.

OMB No 1545-0052

2015

Open to Public Inspection

For calendar year 2015, or tax year beginning 01-01-2015, and ending 12-31-2015

Name of foundation SEQUOIA FARM FOUNDATION		A Employer identification number 45-5160833	
Number and street (or P O box number if mail is not delivered to street address) 145 N MERCHANT ST		B Telephone number (see instructions) (217) 362-8600	
City or town, state or province, country, and ZIP or foreign postal code DECATUR, IL 62523		C If exemption application is pending, check here <input type="checkbox"/>	
G Check all that apply <div><input type="checkbox"/> Initial return <input type="checkbox"/> Final return <input type="checkbox"/> Address change</div> <div><input type="checkbox"/> Initial return of a former public charity <input type="checkbox"/> Amended return <input type="checkbox"/> Name change</div>		D 1. Foreign organizations, check here <input type="checkbox"/> 2. Foreign organizations meeting the 85% test, check here and attach computation <input type="checkbox"/>	
H Check type of organization <input checked="" type="checkbox"/> Section 501(c)(3) exempt private foundation <input type="checkbox"/> Section 4947(a)(1) nonexempt charitable trust <input type="checkbox"/> Other taxable private foundation		E If private foundation status was terminated under section 507(b)(1)(A), check here <input type="checkbox"/>	
I Fair market value of all assets at end of year (from Part II, col. (c), line 16) <input checked="" type="checkbox"/> \$ 94,630,238		F If the foundation is in a 60-month termination under section 507(b)(1)(B), check here <input type="checkbox"/>	
J Accounting method <input checked="" type="checkbox"/> Cash <input type="checkbox"/> Accrual <input type="checkbox"/> Other (specify) _____ (Part I, column (d) must be on cash basis.)			

Part I Analysis of Revenue and Expenses <i>(The total of amounts in columns (b), (c), and (d) may not necessarily equal the amounts in column (a) (see instructions))</i>			Revenue and expenses per books (a)	Net investment income (b)	Adjusted net income (c)	(d) Disbursements for charitable purposes (cash basis only)
Revenue	1	Contributions, gifts, grants, etc , received (attach schedule)	16,923,636			
	2	Check <input type="checkbox"/> if the foundation is not required to attach Sch B				
	3	Interest on savings and temporary cash investments	28	28	28	
	4	Dividends and interest from securities				
	5a	Gross rents				
	b	Net rental income or (loss) _____				
	6a	Net gain or (loss) from sale of assets not on line 10	2,580			
	b	Gross sales price for all assets on line 6a 94,000				
	7	Capital gain net income (from Part IV , line 2)		2,580		
	8	Net short-term capital gain				
	9	Income modifications				
	10a	Gross sales less returns and allowances				
Operating and Administrative Expenses	b	Less Cost of goods sold				
	c	Gross profit or (loss) (attach schedule)				
	11	Other income (attach schedule)	<input checked="" type="checkbox"/> 3,062,513		3,062,513	
	12	Total. Add lines 1 through 11	19,988,757	2,608	3,062,541	
	13	Compensation of officers, directors, trustees, etc	347,879			347,879
	14	Other employee salaries and wages	862,855			862,855
	15	Pension plans, employee benefits				
	16a	Legal fees (attach schedule).	<input checked="" type="checkbox"/> 110,873			110,873
	b	Accounting fees (attach schedule).	<input checked="" type="checkbox"/> 13,490			13,490
	c	Other professional fees (attach schedule)				
	17	Interest				
	18	Taxes (attach schedule) (see instructions)	<input checked="" type="checkbox"/> 269,110			269,110
	19	Depreciation (attach schedule) and depletion . . .	<input checked="" type="checkbox"/> 3,141,856			
	20	Occupancy	434,678			434,678
	21	Travel, conferences, and meetings.	98,765			98,765
	22	Printing and publications				
	23	Other expenses (attach schedule).	<input checked="" type="checkbox"/> 2,894,673			2,894,673
	24	Total operating and administrative expenses. Add lines 13 through 23	8,174,179	0		5,032,323
	25	Contributions, gifts, grants paid	59,638			59,638
	26	Total expenses and disbursements. Add lines 24 and 25	8,233,817	0		5,091,961
	27	Subtract line 26 from line 12				
	a	Excess of revenue over expenses and disbursements	11,754,940			
	b	Net investment income (if negative, enter -0-)		2,608		
	c	Adjusted net income (if negative, enter -0-) . . .			3,062,541	

Part II Balance Sheets		Attached schedules and amounts in the description column should be for end-of-year amounts only (See instructions)	Beginning of year	End of year	
			(a) Book Value	(b) Book Value	(c) Fair Market Value
Assets	1	Cash—non-interest-bearing	1,060,163	9,602,478	9,602,478
	2	Savings and temporary cash investments			
	3	Accounts receivable ▶ _____ Less allowance for doubtful accounts ▶ _____			
	4	Pledges receivable ▶ _____ Less allowance for doubtful accounts ▶ _____			
	5	Grants receivable			
	6	Receivables due from officers, directors, trustees, and other disqualified persons (attach schedule) (see instructions).			
	7	Other notes and loans receivable (attach schedule) ▶ _____ Less allowance for doubtful accounts ▶ _____			
	8	Inventories for sale or use			
	9	Prepaid expenses and deferred charges			
	10a	Investments—U S and state government obligations (attach schedule)			
	b	Investments—corporate stock (attach schedule)			
	c	Investments—corporate bonds (attach schedule)			
	11	Investments—land, buildings, and equipment basis ▶ _____ Less accumulated depreciation (attach schedule) ▶ _____			
	12	Investments—mortgage loans.			
	13	Investments—other (attach schedule)			
	14	Land, buildings, and equipment basis ▶ 93,408,160 Less accumulated depreciation (attach schedule) ▶ 9,433,348			
15	Other assets (describe ▶ _____)				
16	Total assets(to be completed by all filers—see the instructions Also, see page 1, item I)	81,850,228	93,605,050	94,630,238	
Liabilities	17	Accounts payable and accrued expenses	993	875	
	18	Grants payable			
	19	Deferred revenue			
	20	Loans from officers, directors, trustees, and other disqualified persons			
	21	Mortgages and other notes payable (attach schedule).			
	22	Other liabilities (describe ▶ _____)			
	23	Total liabilities(add lines 17 through 22)	993	875	
Net Assets or Fund Balances	Foundations that follow SFAS 117, check here ▶ <input type="checkbox"/> and complete lines 24 through 26 and lines 30 and 31.				
	24	Unrestricted			
	25	Temporarily restricted			
	26	Permanently restricted			
	Foundations that do not follow SFAS 117, check here ▶ <input checked="" type="checkbox"/> and complete lines 27 through 31.				
	27	Capital stock, trust principal, or current funds			
	28	Paid-in or capital surplus, or land, bldg , and equipment fund			
	29	Retained earnings, accumulated income, endowment, or other funds	81,849,235	93,604,175	
	30	Total net assets or fund balances(see instructions)	81,849,235	93,604,175	
31	Total liabilities and net assets/fund balances(see instructions)	81,850,228	93,605,050		

Part III Analysis of Changes in Net Assets or Fund Balances		
1	Total net assets or fund balances at beginning of year—Part II, column (a), line 30 (must agree with end-of-year figure reported on prior year’s return)	1 81,849,235
2	Enter amount from Part I, line 27a	2 11,754,940
3	Other increases not included in line 2 (itemize) ▶ _____	3
4	Add lines 1, 2, and 3	4 93,604,175
5	Decreases not included in line 2 (itemize) ▶ _____	5
6	Total net assets or fund balances at end of year (line 4 minus line 5)—Part II, column (b), line 30	6 93,604,175

Part IV

Capital Gains and Losses for Tax on Investment Income

List and describe the kind(s) of property sold (e g , real estate, (a) 2-story brick warehouse, or common stock, 200 shs MLC Co)		How acquired P—Purchase (b) D—Donation	Date acquired (c) (mo , day, yr)	Date sold (d) (mo , day, yr)
1 a	CALB434 BALER - AZ	P	2013-10-17	2015-09-18
b				
c				
d				
e				

(e) Gross sales price	Depreciation allowed (f) (or allowable)	Cost or other basis (g) plus expense of sale	Gain or (loss) (h) (e) plus (f) minus (g)
a 94,000	31,990	123,410	2,580
b			
c			
d			
e			

Complete only for assets showing gain in column (h) and owned by the foundation on 12/31/69

(i) F M V as of 12/31/69	Adjusted basis (j) as of 12/31/69	Excess of col (i) (k) over col (j), if any	Gains (Col (h) gain minus col (k), but not less than -0-) or (l) Losses (from col (h))
a			2,580
b			
c			
d			
e			

2	Capital gain net income or (net capital loss)	<div>If gain, also enter in Part I, line 7 If (loss), enter -0- in Part I, line 7</div>	2	2,580
3	Net short-term capital gain or (loss) as defined in sections 1222(5) and (6) <div>If gain, also enter in Part I, line 8, column (c) (see instructions) If (loss), enter -0- in Part I, line 8</div>		3	

Part V

Qualification Under Section 4940(e) for Reduced Tax on Net Investment Income

(For optional use by domestic private foundations subject to the section 4940(a) tax on net investment income)
If section 4940(d)(2) applies, leave this part blank

Was the foundation liable for the section 4942 tax on the distributable amount of any year in the base period? ☐ Yes ☐ No
If "Yes," the foundation does not qualify under section 4940(e) Do not complete this part

1 Enter the appropriate amount in each column for each year, see instructions before making any entries

(a) Base period years Calendar year (or tax year beginning in)	(b) Adjusted qualifying distributions	(c) Net value of noncharitable-use assets	(d) Distribution ratio (col (b) divided by col (c))
2014			
2013			
2012			
2011			
2010			

2	Total of line 1, column (d).	2	
3	Average distribution ratio for the 5-year base period—divide the total on line 2 by 5, or by the number of years the foundation has been in existence if less than 5 years	3	
4	Enter the net value of noncharitable-use assets for 2015 from Part X, line 5.	4	
5	Multiply line 4 by line 3.	5	
6	Enter 1% of net investment income (1% of Part I, line 27b).	6	
7	Add lines 5 and 6.	7	
8	Enter qualifying distributions from Part XII, line 4.	8	

If line 8 is equal to or greater than line 7, check the box in Part VI, line 1b, and complete that part using a 1% tax rate See
the Part VI instructions

Part VI

Excise Tax Based on Investment Income (Section 4940(a), 4940(b), 4940(e), or 4948—see page 18 of the instructions)

1a

Exempt operating foundations described in section 4940(d)(2), check here ☐ and enter "N/A" on line 1
Date of ruling or determination letter _____
(attach copy of letter if necessary—see instructions)

b

Domestic foundations that meet the section 4940(e) requirements in Part V, check here ☐ and enter 1% of Part I, line 27b

c

All other domestic foundations enter 2% of line 27b. Exempt foreign organizations enter 4% of Part I, line 12, col. (b)

2

Tax under section 511 (domestic section 4947(a)(1) trusts and taxable foundations only. Others enter -0-)

2

3

Add lines 1 and 2.

3

52

4

Subtitle A (income) tax (domestic section 4947(a)(1) trusts and taxable foundations only. Others enter -0-)

4

5

Tax based on investment income. Subtract line 4 from line 3. If zero or less, enter -0-

5

52

6

Credits/Payments

a

2015 estimated tax payments and 2014 overpayment credited to 2015

6a

b

Exempt foreign organizations—tax withheld at source

6b

c

Tax paid with application for extension of time to file (Form 8868).

6c

d

Backup withholding erroneously withheld

6d

7

Total credits and payments. Add lines 6a through 6d.

7

8

Enter any penalty for underpayment of estimated tax. Check here ☐ if Form 2220 is attached.

8

9

Tax due. If the total of lines 5 and 8 is more than line 7, enter amount owed

9

52

10

Overpayment. If line 7 is more than the total of lines 5 and 8, enter the amount overpaid.

10

11

Enter the amount of line 10 to be Credited to 2015 estimated tax Refunded

11

Part VII-A

Statements Regarding Activities

1a

During the tax year, did the foundation attempt to influence any national, state, or local legislation or did it participate or intervene in any political campaign?

1a

Yes

No

b

Did it spend more than \$100 during the year (either directly or indirectly) for political purposes (see Instructions for definition)?
If the answer is "Yes" to 1a or 1b, attach a detailed description of the activities and copies of any materials published or distributed by the foundation in connection with the activities.

1b

No

c

Did the foundation file Form 1120-POL for this year?

1c

No

d

Enter the amount (if any) of tax on political expenditures (section 4955) imposed during the year:
(1) On the foundation \$ (2) On foundation managers \$

e

Enter the reimbursement (if any) paid by the foundation during the year for political expenditure tax imposed on foundation managers \$

2

Has the foundation engaged in any activities that have not previously been reported to the IRS?
If "Yes," attach a detailed description of the activities.

2

No

3

Has the foundation made any changes, not previously reported to the IRS, in its governing instrument, articles of incorporation, or bylaws, or other similar instruments? If "Yes," attach a conformed copy of the changes

3

No

4a

Did the foundation have unrelated business gross income of \$1,000 or more during the year?

4a

No

b

If "Yes," has it filed a tax return on Form 990-T for this year?

4b

No

5

Was there a liquidation, termination, dissolution, or substantial contraction during the year?
If "Yes," attach the statement required by General Instruction T.

5

No

6

Are the requirements of section 508(e) (relating to sections 4941 through 4945) satisfied either:
• By language in the governing instrument, or
• By state legislation that effectively amends the governing instrument so that no mandatory directions that conflict with the state law remain in the governing instrument?

6

Yes

7

Did the foundation have at least \$5,000 in assets at any time during the year? If "Yes," complete Part II, col. (c), and Part XV.

7

Yes

8a

Enter the states to which the foundation reports or with which it is registered (see instructions):
AZ, IL

b

If the answer is "Yes" to line 7, has the foundation furnished a copy of Form 990-PF to the Attorney General (or designate) of each state as required by General Instruction G? If "No," attach explanation .

8b

Yes

9

Is the foundation claiming status as a private operating foundation within the meaning of section 4942(j)(3) or 4942(j)(5) for calendar year 2015 or the taxable year beginning in 2015 (see instructions for Part XIV)?
If "Yes," complete Part XIV

9

No

10









Did any persons become substantial contributors during the tax year? If "Yes," attach a schedule listing their names and addresses.

10

No







Part VII-A

Statements Regarding Activities *(continued)*

11	At any time during the year, did the foundation, directly or indirectly, own a controlled entity within the meaning of section 512(b)(13)? If "Yes," attach schedule (see instructions).	11		No
12	Did the foundation make a distribution to a donor advised fund over which the foundation or a disqualified person had advisory privileges? If "Yes," attach statement (see instructions)	12		No
13	Did the foundation comply with the public inspection requirements for its annual returns and exemption application? Website address  www.sequoiafarmfoundation.org	13	Yes	
14	The books are in care of  TRISHA COOK Telephone no  (217) 362-8600 Located at  145 N MERCHANT ST DECATUR IL ZIP+4  62523			
15	Section 4947(a)(1) nonexempt charitable trusts filing Form 990-PF in lieu of Form 1041 —Check here  <input type="checkbox"/> and enter the amount of tax-exempt interest received or accrued during the year  15			
16	At any time during calendar year 2015, did the foundation have an interest in or a signature or other authority over a bank, securities, or other financial account in a foreign country? See instructions for exceptions and filing requirements for FinCEN Form 114, Report of Foreign Bank and Financial Accounts (FBAR) If "Yes", enter the name of the foreign country 	16	Yes	No

Part VII-B

Statements Regarding Activities for Which Form 4720 May Be Required

File Form 4720 if any item is checked in the "Yes" column, unless an exception applies.			Yes	No
1a	During the year did the foundation (either directly or indirectly) (1) Engage in the sale or exchange, or leasing of property with a disqualified person? <input type="checkbox"/> Yes <input checked="" type="checkbox"/> No (2) Borrow money from, lend money to, or otherwise extend credit to (or accept it from) a disqualified person?. <input type="checkbox"/> Yes <input checked="" type="checkbox"/> No (3) Furnish goods, services, or facilities to (or accept them from) a disqualified person? <input type="checkbox"/> Yes <input checked="" type="checkbox"/> No (4) Pay compensation to, or pay or reimburse the expenses of, a disqualified person? <input checked="" type="checkbox"/> Yes <input type="checkbox"/> No (5) Transfer any income or assets to a disqualified person (or make any of either available for the benefit or use of a disqualified person)?. <input type="checkbox"/> Yes <input checked="" type="checkbox"/> No (6) Agree to pay money or property to a government official? (Exception. Check "No" if the foundation agreed to make a grant to or to employ the official for a period after termination of government service, if terminating within 90 days). <input type="checkbox"/> Yes <input checked="" type="checkbox"/> No			
b	If any answer is "Yes" to 1a(1)–(6), did any of the acts fail to qualify under the exceptions described in Regulations section 53.4941(d)-3 or in a current notice regarding disaster assistance (see instructions)?  <input type="checkbox"/> Organizations relying on a current notice regarding disaster assistance check here. 	1b		No
c	Did the foundation engage in a prior year in any of the acts described in 1a, other than excepted acts, that were not corrected before the first day of the tax year beginning in 2015?. 	1c		No
2	Taxes on failure to distribute income (section 4942) (does not apply for years the foundation was a private operating foundation defined in section 4942(j)(3) or 4942(j)(5))			
a	At the end of tax year 2015, did the foundation have any undistributed income (lines 6d and 6e, Part XIII) for tax year(s) beginning before 2015?. <input type="checkbox"/> Yes <input checked="" type="checkbox"/> No If "Yes," list the years  20____, 20____, 20____, 20____			
b	Are there any years listed in 2a for which the foundation is not applying the provisions of section 4942(a)(2) (relating to incorrect valuation of assets) to the year's undistributed income? (If applying section 4942(a)(2) to all years listed, answer "No" and attach statement—see instructions). 	2b		No
c	If the provisions of section 4942(a)(2) are being applied to any of the years listed in 2a, list the years here  20____, 20____, 20____, 20____			
3a	Did the foundation hold more than a 2% direct or indirect interest in any business enterprise at any time during the year?. <input type="checkbox"/> Yes <input checked="" type="checkbox"/> No			
b	If "Yes," did it have excess business holdings in 2015 as a result of (1) any purchase by the foundation or disqualified persons after May 26, 1969, (2) the lapse of the 5-year period (or longer period approved by the Commissioner under section 4943(c)(7)) to dispose of holdings acquired by gift or bequest, or (3) the lapse of the 10-, 15-, or 20-year first phase holding period? (<i>Use Schedule C, Form 4720, to determine if the foundation had excess business holdings in 2015.</i>)	3b		No
4a	Did the foundation invest during the year any amount in a manner that would jeopardize its charitable purposes?	4a		No
b	Did the foundation make any investment in a prior year (but after December 31, 1969) that could jeopardize its charitable purpose that had not been removed from jeopardy before the first day of the tax year beginning in 2015?	4b		No

Part VII-B

Statements Regarding Activities for Which Form 4720 May Be Required (Continued)

5a

During the year did the foundation pay or incur any amount to

(1)

Carry on propaganda, or otherwise attempt to influence legislation (section 4945(e))?

☐ Yes

☒ No

(2)

Influence the outcome of any specific public election (see section 4955), or to carry on, directly or indirectly, any voter registration drive?

☐ Yes

☒ No

(3)

Provide a grant to an individual for travel, study, or other similar purposes?

☐ Yes

☒ No

(4)

Provide a grant to an organization other than a charitable, etc , organization described in section 4945(d)(4)(A)? (see instructions).

☐ Yes

☒ No

(5)

Provide for any purpose other than religious, charitable, scientific, literary, or educational purposes, or for the prevention of cruelty to children or animals?

☐ Yes

☒ No

b

If any answer is "Yes" to 5a(1)–(5), did **any** of the transactions fail to qualify under the exceptions described in Regulations section 53.4945 or in a current notice regarding disaster assistance (see instructions)?

5b

No

Organizations relying on a current notice regarding disaster assistance check here.

☒

c

If the answer is "Yes" to question 5a(4), does the foundation claim exemption from the tax because it maintained expenditure responsibility for the grant?

☐ Yes

☒ No

If "Yes," attach the statement required by Regulations section 53.4945–5(d).

6a

Did the foundation, during the year, receive any funds, directly or indirectly, to pay premiums on a personal benefit contract?

☐ Yes

☒ No

b

Did the foundation, during the year, pay premiums, directly or indirectly, on a personal benefit contract?

6b

No

If "Yes" to 6b, file Form 8870.

7a

At any time during the tax year, was the foundation a party to a prohibited tax shelter transaction?

☐ Yes

☒ No

b

If yes, did the foundation receive any proceeds or have any net income attributable to the transaction?

7b

No

Part VIII

Information About Officers, Directors, Trustees, Foundation Managers, Highly Paid Employees, and Contractors

1

List all officers, directors, trustees, foundation managers and their compensation (see instructions).

(a) Name and address	Title, and average hours per week (b) devoted to position	(c) Compensation (If not paid, enter -0-)	(d) Contributions to employee benefit plans and deferred compensation	Expense account, (e) other allowances
HOWARD G BUFFETT 145 N MERCHANT ST DECATUR, IL 62523	President 15 00	150,000		
HOWARD W BUFFETT 145 N MERCHANT ST DECATUR, IL 62523	Secretary 5 00	0		
TRISHA COOK 1315 COUNTRY LANE MT ZION, IL 62549	Treasurer 5 00	0		
J DOUGLAS OLLER RR3 BOX 270 PANA, IL 62557	CHIEF OPER OFF 40 00	176,878	21,001	

2

Compensation of five highest-paid employees (other than those included on line 1—see instructions). If none, enter "NONE."

(a) Name and address of each employee paid more than \$50,000	Title, and average hours per week (b) devoted to position	(c) Compensation	Contributions to employee benefit plans and deferred compensation (d)	Expense account, (e) other allowances
CHARLES JORDAN 609 N EAST ST MOWEAQUA, IL 62550	SR PROGRAM MGR 40 00	128,356	8,930	
ROBERT SCHUTT 21790 ERIN CIRCLE GETNA, NE 68028	CROP RESEARCH 40 00	110,183	2,525	
PHILIP JULIUS 4515 S FRANKLIN ST DECATUR, IL 62521	CROP RESEARCH 40 00	76,704	8,729	
ANTHONY RICHARDS 525 WHICKORY POINT DECATUR, IL 62535	CROP RESEARCH 40 00	71,088	8,784	
ARTHUR MILLER 1618 N CIRLCE I RD WILLCOX, AZ 85643	CROP RESEARCH 40 00	69,692	8,697	
Total number of other employees paid over \$50,000.				

Form 990-PF (2015)

Part VIII

Information About Officers, Directors, Trustees, Foundation Managers, Highly Paid Employees, and Contractors (continued)

3 Five highest-paid independent contractors for professional services (see instructions). If none, enter "NONE".		
(a) Name and address of each person paid more than \$50,000	(b) Type of service	(c) Compensation
AZCA DRILLING	WELL DRILLING	734,358
PO BOX 570 EHRENBURG,AZ 85334		
SOUTHWEST TRADITIONS INC	CONTRACTOR	405,150
3582 E BUCKRANCH RD PEARCE,AZ 85625		
BNT CONSTRUCTION	CONTRACTOR	297,577
PO BOX 82 THATCHER,AZ 85552		
MOUNTAIN SIDE DRILLING PUMP SERVICE	CONTRACTOR	238,793
3005 N COCHISE STONGHOLD RD COCHISE,AZ 85606		
CROP TECH CONSULTING	CONSULTING	483,272
9051 BUCKS RD HEYWORTH,IL 61745		
Total number of others receiving over \$ 50,000 for professional services.		10


Part IX-A

Summary of Direct Charitable Activities

List the foundation's four largest direct charitable activities during the tax year. Include relevant statistical information such as the number of organizations and other beneficiaries served, conferences convened, research papers produced, etc	Expenses
1 THE FOUNDATION HAS CONTRACTED WITH PENNSYLVANIA STATE UNIVERSITY, & PURDUE UNIVERSITY TO EXPERIMENT WITH IMPROVED FARMING TECHNIQUES, INCLUDING NO TILL AND STRIP-TILL, TO ANALYZE SOIL HEALTH AND PRODUCTIVITY UNDER VARYING CIRCUMSTANCES, INCLUDING DIFFERENT FERTILIZER AND SEEDING RATES, TO CONDUCT CROP VARIETY SCREENINGS, AND TO DEVELOP VARIOUS USES OF COVER CROPS TO REDUCE THE DEPENDENCY ON SYNTHETIC FERTILIZERS WHICH CAN BE USED IN DEVELOPING COUNTRIES TO BENEFIT SMALL-SCALE AND SUBSISTENCE FARMERS A PORTION OF THE PINTO BEAN CROP GROWN AS PART OF THE RESEARCH ACTIVITIES WAS DONATED TO THE COMMUNITY FOOD BANK OF SOUTHERN ARIZONA	16,098,800
2	
3	
4	

Part IX-B

Summary of Program-Related Investments (see instructions)

Describe the two largest program-related investments made by the foundation during the tax year on lines 1 and 2	Amount
1 <div></div>	
<div></div>	
<div></div>	
2 <div></div>	
<div></div>	
<div></div>	
All other program-related investments See instructions	
3 <div></div>	
<div></div>	
<div></div>	
Total. Add lines 1 through 3 	

Part X

Minimum Investment Return
(All domestic foundations must complete this part. Foreign foundations,see instructions.)

1	Fair market value of assets not used (or held for use) directly in carrying out charitable, etc , purposes		
a	Average monthly fair market value of securities.	1a	0
b	Average of monthly cash balances.	1b	1,296,314
c	Fair market value of all other assets (see instructions).	1c	19,667,102
d	Total (add lines 1a, b, and c).	1d	20,963,416
e	Reduction claimed for blockage or other factors reported on lines 1a and 1c (attach detailed explanation).	1e	0
2	Acquisition indebtedness applicable to line 1 assets.	2	
3	Subtract line 2 from line 1d.	3	20,963,416
4	Cash deemed held for charitable activities Enter 1 1/2% of line 3 (for greater amount, see instructions).	4	314,451
5	Net value of noncharitable-use assets. Subtract line 4 from line 3 Enter here and on Part V, line 4	5	20,648,965
6	Minimum investment return. Enter 5% of line 5.	6	1,032,448

Part XI

Distributable Amount
(see instructions) (Section 4942(j)(3) and (j)(5) private operating foundations and certain foreign organizations check here ☐ and do not complete this part.)

1	Minimum investment return from Part X, line 6.	1	1,032,448
2a	Tax on investment income for 2015 from Part VI, line 5.	2a	52
b	Income tax for 2015 (This does not include the tax from Part VI).	2b	
c	Add lines 2a and 2b.	2c	52
3	Distributable amount before adjustments Subtract line 2c from line 1.	3	1,032,396
4	Recoveries of amounts treated as qualifying distributions.	4	
5	Add lines 3 and 4.	5	1,032,396
6	Deduction from distributable amount (see instructions).	6	
7	Distributable amount as adjusted Subtract line 6 from line 5 Enter here and on Part XIII, line 1.	7	1,032,396

Part XII

Qualifying Distributions (see instructions)

1	Amounts paid (including administrative expenses) to accomplish charitable, etc , purposes		
a	Expenses, contributions, gifts, etc —total from Part I, column (d), line 26.	1a	5,091,961
b	Program-related investments—total from Part IX-B.	1b	
2	Amounts paid to acquire assets used (or held for use) directly in carrying out charitable, etc , purposes.	2	7,858,080
3	Amounts set aside for specific charitable projects that satisfy the		
a	Suitability test (prior IRS approval required).	3a	
b	Cash distribution test (attach the required schedule).	3b	
4	Qualifying distributions. Add lines 1a through 3b Enter here and on Part V, line 8, and Part XIII, line 4	4	12,950,041
5	Foundations that qualify under section 4940(e) for the reduced rate of tax on net investment income Enter 1% of Part I, line 27b (see instructions).	5	
6	Adjusted qualifying distributions. Subtract line 5 from line 4.	6	12,950,041
Note: The amount on line 6 will be used in Part V, column (b), in subsequent years when calculating whether the foundation qualifies for the section 4940(e) reduction of tax in those years			

Part XIII

Undistributed Income (see instructions)

		(a) Corpus	(b) Years prior to 2014	(c) 2014	(d) 2015
1		Distributable amount for 2015 from Part XI, line 7			
2		Undistributed income, if any, as of the end of 2015			
a		Enter amount for 2014 only.			
b		Total for prior years 20____, 20____, 20____			
3		Excess distributions carryover, if any, to 2015			
a		From 2010.			
b		From 2011.			
c		From 2012.			
d		From 2013.			
e		From 2014.			
f		Total of lines 3a through e.			
4		Qualifying distributions for 2015 from Part XII, line 4			
a		Applied to 2014, but not more than line 2a			
b		Applied to undistributed income of prior years (Election required—see instructions).			
c		Treated as distributions out of corpus (Election required—see instructions).			
d		Applied to 2015 distributable amount.			
e		Remaining amount distributed out of corpus			
5		Excess distributions carryover applied to 2015 (If an amount appears in column (d), the same amount must be shown in column (a).)			
6		Enter the net total of each column as indicated below:			
a		Corpus Add lines 3f, 4c, and 4e Subtract line 5			
b		Prior years' undistributed income Subtract line 4b from line 2b.			
c		Enter the amount of prior years' undistributed income for which a notice of deficiency has been issued, or on which the section 4942(a) tax has been previously assessed.			
d		Subtract line 6c from line 6b Taxable amount—see instructions.			
e		Undistributed income for 2014 Subtract line 4a from line 2a Taxable amount—see instructions.			
f		Undistributed income for 2016 Subtract lines 4d and 5 from line 1 This amount must be distributed in 2015.			
7		Amounts treated as distributions out of corpus to satisfy requirements imposed by section 170(b)(1)(F) or 4942(g)(3) (Election may be required - see instructions).			
8		Excess distributions carryover from 2010 not applied on line 5 or line 7 (see instructions).			
9		Excess distributions carryover to 2016. Subtract lines 7 and 8 from line 6a.			
10		Analysis of line 9			
a		Excess from 2011.			
b		Excess from 2012.			
c		Excess from 2013.			
d		Excess from 2014.			
e		Excess from 2015.			

Part XIV

1a If the foundation has received a ruling or determination letter that it is a private operating foundation, and the ruling is effective for 2015, enter the date of the ruling. . . . ▶

b Check box to indicate whether the organization is a private operating foundation described in section 170(c)(2)(B)(i) or 170(c)(2)(B)(ii) ☐ 170(c)(2)(B)(i) or ☐ 170(c)(2)(B)(ii)

2a	Enter the lesser of the adjusted net income from Part I or the minimum investment return from Part X for each year listed	Tax year	Prior 3 years			(e) Total
		(a) 2015	(b) 2014	(c) 2013	(d) 2012	

b 85% of line 2a

c	Qualifying distributions from Part XII, line 4 for each year listed				
---	--	--	--	--	--

d	Amounts included in line 2c not used directly for active conduct of exempt activities					
---	---	--	--	--	--	--

e	Qualifying distributions made directly for active conduct of exempt activities					
	Subtract line 2d from line 2c					

3 Complete 3a, b, or c for the alternative test relied upon						
--	--	--	--	--	--	--

a	"Assets" alternative test—enter					
---	---------------------------------	--	--	--	--	--

(1) Value of all assets				

(2) Value of assets qualifying under section 4942(j)(3)(B)(i)				
---	--	--	--	--

b	"Endowment" alternative test— enter 2/3 of minimum investment return shown in Part X, line 6 for each year listed. . .					

c	"Support" alternative test—enter					
---	----------------------------------	--	--	--	--	--

(1) Total support other than gross investment income (interest, dividends, rents, payments on securities loans (section 512(a)(5)), or royalties). . . .					
--	--	--	--	--	--

(2) Support from general public and 5 or more exempt organizations as provided in section 4942(j)(3)(B)(iii). . . .					
---	--	--	--	--	--

(3) Largest amount of support from an exempt organization					
---	--	--	--	--	--

(4) Gross investment income					
-----------------------------	--	--	--	--	--

Part XV **Supplementary Information (Complete this part only if the organization had \$5,000 or more in assets at any time during the year—see instructions.)**

1 Information Regarding Foundation Managers:

a List any managers of the foundation who have contributed more than 2% of the total contributions received by the foundation before the close of any tax year (but only if they have contributed more than \$5,000) (See section 507(d)(2))

b List any managers of the foundation who own 10% or more of the stock of a corporation (or an equally large portion of the ownership of a partnership or other entity) of which the foundation has a 10% or greater interest

2 Information Regarding Contribution, Grant, Gift, Loan, Scholarship, etc., Programs:

Check here ☒ if the foundation only makes contributions to preselected charitable organizations and does not accept unsolicited requests for funds. If the foundation makes gifts, grants, etc. (see instructions) to individuals or organizations under other conditions, complete items 2a, b, c, and d.

a The name, address, and telephone number or email address of the person to whom applications should be addressed

b The form in which applications should be submitted and information and materials they should include

c Any submission deadlines

d Any restrictions or limitations on awards, such as by geographical areas, charitable fields, kinds of institutions, or other factors

3 Grants and Contributions Paid During the Year or Approved for Future Payment

Form **990-PF** (2015)

Enter gross amounts unless otherwise indicated

Part XVI-B Relationship of Activities to the Accomplishment of Exempt Purposes

Line No.	Explain below how each activity for which income is reported in column (e) of Part XVI-A contributed importantly to the accomplishment of the foundation's exempt purposes (other than by providing funds for such purposes) (See instructions)

Form **990-PF** (2015)

TY 2015 Accounting Fees Schedule

Name: SEQUOIA FARM FOUNDATION

EIN: 45-5160833

Software ID: 15000324

Software Version: 2015v2.0

Category	Amount	Net Investment Income	Adjusted Net Income	Disbursements for Charitable Purposes
HJERPE & TENNISON CPAS	13,490	0	0	13,490

TY 2015 Contractor Compensation Explanation**Name:** SEQUOIA FARM FOUNDATION**EIN:** 45-5160833**Software ID:** 15000324**Software Version:** 2015v2.0

Contractor	Explanation
MOUNTAIN SIDE DRILLING PUMP SERVICE	CONTRACTOR
AZCA DRILLING	WELL DRILLING
BNT CONSTRUCTION	CONTRACTOR
CROP TECH CONSULTING	CONSULTING
SOUTHWEST TRADITIONS INC	CONTRACTOR

Note: To capture the full content of this document, please select landscape mode (11" x 8.5") when printing.

TY 2015 Depreciation Schedule

Name: SEQUOIA FARM FOUNDATION

EIN: 45-5160833

Software ID: 15000324

Software Version: 2015v2.0

Description of Property	Date Acquired	Cost or Other Basis	Prior Years' Depreciation	Computation Method	Rate / Life (# of years)	Current Year's Depreciation Expense	Net Investment Income	Adjusted Net Income	Cost of Goods Sold Not Included
FORD TRUCK	2011-01-06	46,889	32,823	SL	20 00 %	9,378			
IMPROVEMENTS - GRAHAM	2011-10-19	148,949	47,167	SL	10 0000	14,895			
IMPROVEMENTS - THOMPSON	2011-09-08	91,849	30,617	SL	10 0000	9,185			
IMPROVEMENTS - BRK B FARM	2011-04-21	74,761	27,412	SL	10 0000	7,476			
IMPROVEMENTS - MOWEAQUA	2011-02-16	15,350	5,884	SL	10 0000	1,535			
IMPROVEMENTS - MCDONALD	2011-04-21	51,019	18,707	SL	10 0000	5,102			
IMPROVEMENTS - HONDO	2011-05-11	13,311	4,880	SL	10 0000	1,331			
1404 WINCHESTER - HOUSE	2011-10-18	225,858	18,581	SL	2 56 %	5,791			
1404 WINCHESTER - IMPROVE	2011-12-28	67,100	5,232	SL	2 56 %	1,720			
BLDG & IMPR - MCDONALD	2011-06-01	80,918	40,459	SL	14 29 %	11,563			
BLDG & IMPR - BRK A	2011-06-01	65,546	32,774	SL	14 29 %	9,367			
BLDG & IMPR - BRK B	2011-06-01	2,086	1,043	SL	14 29 %	298			
BLDG & IMPR - HONDO	2011-06-01	48,674	24,338	SL	14 29 %	6,956			
BLDG & IMPR - THOMPSON	2011-06-01	8,474	4,237	SL	14 29 %	1,211			
BLDG & IMPR - SCHMIDT	2011-06-01	9,500	4,751	SL	14 29 %	1,358			
BLDG & IMPR - VARIOUS	2011-06-01	134,073	67,037	SL	14 29 %	19,159			
IMPROVEMENTS - CONSERVAT	2012-12-26	291,196	72,800	SL	10 00 %	29,120			
BLDG & IMPR - APACHE	2012-07-01	1,289,103	81,289	SL	2 56 %	33,053			
IMPROVEMENTS - JORDAN	2012-07-01	687,367	114,896	SL	6 67 %	45,847			
IMPROVEMENTS - LAKE FARM	2012-12-01	45,854	16,380	SL	14 28 %	6,548			

Description of Property	Date Acquired	Cost or Other Basis	Prior Years' Depreciation	Computation Method	Rate / Life (# of years)	Current Year's Depreciation Expense	Net Investment Income	Adjusted Net Income	Cost of Goods Sold Not Included
IMPROVEMENTS - WINCHESTER	2012-04-01	61,832	10,307	SL	6 67 %	4,124			
BLDG & IMPR - BRK A	2012-07-01	94,577	5,963	SL	2 56 %	2,425			
BLDG & IMPR - DUNCAN	2012-07-02	62,900	3,966	SL	2 56 %	1,613			
BLDG & IMPR - GRAHAM	2012-12-19	43,007	2,252	SL	2 56 %	1,103			
IMPROVEMENTS - GRANT	2012-12-27	24,317	4,054	SL	6 67 %	1,622			
IMPROVEMENTS - HONDO	2012-07-01	7,625	1,272	SL	6 67 %	509			
IMPROVEMENTS - MCDONALD	2012-07-01	4,416	737	SL	6 67 %	295			
BLDG & IMPR - THOMPSON	2012-07-01	74,265	4,682	SL	2 56 %	1,904			
BUILDINGS & EQUIP	2009-01-01	1,156,562	992,248	SL	7 0000	164,314			
BUILDINGS & EQUIP	2010-06-01	1,670,878	1,044,312	SL	7 0000	238,697			
OFFICE FURNITURE	2011-11-18	23,700	10,440	SL	7 0000	3,386			
FARM EQUIPMENT - 7 YR	2011-06-01	737,675	367,707	SL	14 29 %	105,414			
FORD TRUCK	2011-04-18	37,529	26,271	SL	20 00 %	7,506			
TRAILER	2011-05-18	12,096	8,467	SL	20 00 %	2,419			
FORD TRUCK	2011-08-12	54,583	38,209	SL	20 00 %	10,917			
FORD TRUCK	2011-11-07	50,025	35,018	SL	20 00 %	5,003			
11' FORD F-250	2011-11-10	37,184	26,029	SL	20 00 %	7,437			
11' JEEP CHEROKEE LAREDO	2011-11-21	34,593	24,216	SL	20 00 %	6,919			
OFFICE EQUIPMENT - AZ	2012-12-20	11,590	4,140	SL	14 28 %	1,655			
OFFICE EQUIP - IL	2012-09-19	3,988	1,425	SL	14 28 %	569			

Description of Property	Date Acquired	Cost or Other Basis	Prior Years' Depreciation	Computation Method	Rate / Life (# of years)	Current Year's Depreciation Expense	Net Investment Income	Adjusted Net Income	Cost of Goods Sold Not Included
OTHER EQUIP - AZ	2012-12-01	101,278	37,169	SL	14 28 %	14,462			
OTHER EQUIP - IL	2012-12-01	14,337	5,122	SL	14 28 %	2,047			
FARM EQUIP - AZ	2012-07-01	3,678,825	1,313,092	SL	14 28 %	525,336			
FARM EQUIP - IL	2012-07-01	735,174	262,603	SL	14 28 %	104,983			
FARM EQUIP - NE	2012-07-01	144,440	51,593	SL	14 28 %	20,626			
13' FORD F-150 RAPTOR	2012-10-26	51,165	25,583	SL	20 00 %	10,233			
12' FORD F-150	2012-03-28	30,000	15,000	SL	20 00 %	6,000			
12' CHEVY SUBURBAN LTZ	2012-03-16	56,914	28,457	SL	20 00 %	11,383			
12' FORD F-150 RAPTOR	2012-02-20	52,437	26,218	SL	20 00 %	10,487			
12' FORD F-250 XL	2012-02-01	42,795	21,398	SL	20 00 %	8,559			
IMPROVEMENTS- APACHE FARM	2013-07-25	273,553	27,355	SL	6 67 %	18,246			
IMPROVEMENTS- JORDAN FARM	2013-09-02	225,750	22,575	SL	6 67 %	15,058			
IMPROVEMENTS - LAKE FARM	2013-05-23	44,987	4,499	SL	6 67 %	3,001			
IMPROVEMENTS - 145 LAND	2013-04-03	8,886	889	SL	6 67 %	593			
IMPROVEMENTS - AZ LAND	2013-11-25	5,162	516	SL	6 67 %	344			
IMPROVEMENTS- GRAHAM FARM	2013-01-30	7,573	757	SL	6 67 %	505			
IMPROVEMENTS- GRANT FARM	2013-01-22	20,864	2,087	SL	6 67 %	1,392			
IMPROVEMENTS- APACHE FARM	2013-03-06	3,138	313	SL	6 67 %	209			
IMPROVEMENTS - LAKE FARM	2013-04-08	26,416	2,642	SL	6 67 %	1,762			
BLDG & IMPR - WINCHESTER	2013-05-23	10,600	442	SL	2 56 %	272			

Description of Property	Date Acquired	Cost or Other Basis	Prior Years' Depreciation	Computation Method	Rate / Life (# of years)	Current Year's Depreciation Expense	Net Investment Income	Adjusted Net Income	Cost of Goods Sold Not Included
BLDG & IMPR - GRANT	2013-08-15	56,204	1,982	SL	2 56 %	1,441			
FURNITURE - LAKE FARM	2013-03-20	2,560	549	SL	14 29 %	366			
FURNITURE - WINCHESTER	2013-12-06	1,436	308	SL	14 29 %	205			
FURNITURE - GRANT FARM	2013-05-29	2,495	535	SL	14 29 %	357			
MACH & EQUIP - AZ FARMS	2013-03-22	7,517	1,611	SL	14 29 %	1,074			
RANGE EQUIP - GRANT FARM	2013-07-05	241,699	51,796	SL	14 29 %	34,539			
6190R - AZ FARM	2013-02-05	158,900	34,052	SL	14 29 %	22,707			
MACH & EQUIP - AZ FARM	2013-03-14	11,935	2,558	SL	14 29 %	1,706			
MACH & EQUIP - AZ FARM	2013-05-02	4,867	1,043	SL	14 29 %	695			
JD8430 - AZ FARM	2013-06-11	202,000	43,289	SL	14 29 %	28,866			
MACH & EQUIP - AZ FARM	2013-06-11	2,490	534	SL	14 29 %	356			
MACH & EQUIP - AZ FARM	2013-06-17	3,123	669	SL	14 29 %	446			
JD6330 TRACTOR - AZ FARM	2013-07-11	64,400	13,801	SL	14 29 %	9,203			
JDH340 LOADER - AZ FARM	2013-07-11	9,900	2,122	SL	14 29 %	1,415			
KOMATSU WHL LOAD - AZ FRM	2013-07-22	182,568	39,124	SL	14 29 %	26,089			
MACH & EQUIP - AZ FARM	2013-08-20	6,290	1,348	SL	14 29 %	899			
MACH & EQUIP - AZ FARM	2013-10-21	2,993	642	SL	14 29 %	428			
JD9230 TRACTOR - AZ FARM	2013-11-07	217,000	46,503	SL	14 29 %	15,505			
JD8335R TRACTOR- AZ FARM	2013-11-07	252,000	54,004	SL	14 29 %	36,011			
JD5075E/LDR TRCTR - AZ FM	2013-11-07	32,580	6,982	SL	14 29 %	4,656			

Description of Property	Date Acquired	Cost or Other Basis	Prior Years' Depreciation	Computation Method	Rate / Life (# of years)	Current Year's Depreciation Expense	Net Investment Income	Adjusted Net Income	Cost of Goods Sold Not Included
JD8225 TRACTOR - IL FARM	2013-07-11	200,371	42,939	SL	14 29 %	28,633			
JD4720 TRACTOR - IL FARM	2013-10-18	31,440	6,738	SL	14 29 %	2,247			
JD MX MOWER - IL FARM	2013-10-18	5,025	1,077	SL	14 29 %	718			
HITCH - JD8225R - IL FARM	2013-12-31	10,745	2,302	SL	14 29 %	1,535			
PIVOT - NE FARM	2013-06-19	37,120	7,954	SL	14 29 %	5,304			
22' KRAUSE DISC - AZ FARM	2013-01-08	45,000	9,644	SL	14 29 %	6,431			
DICKEY SPRAYER - JORDAN	2013-03-14	9,200	1,972	SL	14 29 %	1,315			
MACH & EQUIP - AZ FARM	2013-05-23	668	143	SL	14 29 %	95			
4630 SPRAY SHLD - AZ FARM	2013-08-15	4,568	979	SL	14 29 %	653			
16 ROW BOX SYS - IL FARM	2013-01-04	8,510	1,824	SL	14 29 %	1,216			
JD1990 CCS DRILL - IL FRM	2013-02-05	133,800	28,673	SL	14 29 %	19,120			
25' AERATOR - IL FARM	2013-06-11	48,000	10,286	SL	14 29 %	6,859			
JD 1770 16R PLANTER - IL	2013-11-07	115,000	24,645	SL	14 29 %	8,217			
9322 GP PLOW - AZ FARM	2013-09-18	29,100	6,236	SL	14 29 %	4,158			
30' BOOM SPRAY - AZ FARM	2013-09-18	3,682	789	SL	14 29 %	526			
CALB434 BALER - AZ	2013-10-17	114,950	23,991	SL	14 29 %	7,999			
ROLLA CONE CLSR - AZ	2013-10-28	5,300	1,135	SL	14 29 %	757			
PIVOTS - APACHE FARM	2013-07-18	2,318	497	SL	14 29 %	331			
PIVOTS - 145 FARM	2013-07-18	39,010	8,360	SL	14 29 %	5,575			
PIVOTS - LAKE FARM	2013-07-31	33,373	7,152	SL	14 29 %	4,769			

Description of Property	Date Acquired	Cost or Other Basis	Prior Years' Depreciation	Computation Method	Rate / Life (# of years)	Current Year's Depreciation Expense	Net Investment Income	Adjusted Net Income	Cost of Goods Sold Not Included
PIVOTS - NE FARM	2013-10-31	6,998	1,500	SL	14 29 %	1,000			
EXPER EQUIP - AZ FARM	2013-03-27	57,746	12,375	SL	14 29 %	8,252			
MACH & EQUIP - APACHE FRM	2013-08-15	30,309	6,495	SL	14 29 %	4,331			
SURVEY EQUIP - AZ FARM	2013-12-03	3,338	715	SL	14 29 %	477			
MACH & EQUIP - BRK-A FARM	2013-12-31	1,508	323	SL	14 29 %	215			
JD855D GATOR - GRAHAM FRM	2013-11-07	16,625	3,563	SL	14 29 %	2,376			
MAYRATH AUGER - AZ FARM	2013-04-04	13,818	2,962	SL	14 29 %	1,975			
SCALE MONITOR - AZ FARM	2013-10-18	758	162	SL	14 29 %	108			
MAYRATH AUGER - AZ FARM	2013-11-07	9,180	1,967	SL	14 29 %	1,312			
EQUIP - HARVEST - AZ FARM	2013-11-07	13,603	2,915	SL	14 29 %	1,944			
72' AUGER - AZ FARM	2013-12-05	10,200	2,186	SL	14 29 %	1,458			
EQUIP - HARVEST - AZ FARM	2013-12-05	2,000	429	SL	14 29 %	286			
744 WAGON - AZ FARM	2013-12-31	3,000	643	SL	14 29 %	429			
MAYRATH AUGER - AZ FARM	2013-12-31	3,000	643	SL	14 29 %	429			
CALB 434 BALER - AZ FARM	2013-12-31	3,000	643	SL	14 29 %	429			
POST HOLE DIGGER - IL FRM	2013-02-05	3,500	750	SL	14 29 %	500			
JD S670 COMBINE - IL FARM	2013-05-17	116,900	25,052	SL	14 29 %	16,705			
MAYRATH AUGER - DUNCAN	2013-11-07	13,200	2,828	SL	14 29 %	1,886			
MAYRATH AUGER - HONDO	2013-11-07	13,900	2,978	SL	14 29 %	1,986			
BRNT 644 WAGON - IL FARM	2013-11-07	15,900	3,407	SL	14 29 %	2,272			

Description of Property	Date Acquired	Cost or Other Basis	Prior Years' Depreciation	Computation Method	Rate / Life (# of years)	Current Year's Depreciation Expense	Net Investment Income	Adjusted Net Income	Cost of Goods Sold Not Included
CAMERA SYSTEM - IL FARM	2013-11-07	662	142	SL	14 29 %	95			
BRNT 774 WAGON - IL FARM	2013-11-07	26,000	5,571	SL	14 29 %	3,715			
PRKER 938 AUG WGN - IL	2013-11-07	32,000	6,858	SL	14 29 %	2,287			
EQUIP - HARVEST - IL FARM	2013-12-31	41,800	8,958	SL	14 29 %	5,973			
JD650J DOZER - IL FARM	2013-06-11	65,000	13,930	SL	14 29 %	9,289			
EQUIP - MAINT - IL	2013-10-21	1,949	418	SL	14 29 %	279			
EQUIP - RTK - IL FARM	2013-12-05	2,732	585	SL	14 29 %	390			
RADIO EQUIP - AZ	2013-11-04	7,140	1,530	SL	14 29 %	1,020			
RADIO EQUIP - IL	2013-11-19	4,586	982	SL	14 29 %	655			
OFFICE EQUIP - IL	2013-07-18	2,125	456	SL	14 29 %	304			
COMP EQUIP - AZ	2013-12-17	988	212	SL	14 29 %	141			
2014 JEEP GR CHER - 0720	2013-08-13	69,819	20,946	SL	20 00 %	13,964			
FORD F350 RC - 1410	2013-10-09	45,234	13,570	SL	20 00 %	9,047			
FORD F450 CREW - 1926	2013-10-19	60,766	18,230	SL	20 00 %	12,153			
1968 MACK - 0872	2013-11-26	17,500	5,250	SL	20 00 %	3,500			
FORD F350 - 4225	2013-12-20	52,625	15,788	SL	20 00 %	10,525			
FORD F350 CC - 7237	2013-09-19	43,673	13,102	SL	20 00 %	8,735			
FORD F350 CC - 8575	2013-09-19	42,938	12,882	SL	20 00 %	8,588			
2014 MACK - 6812	2013-10-01	126,944	38,083	SL	20 00 %	25,389			
IMPROVEMENTS - APACHE FRM	2013-06-30	929,921	92,992	SL	6 67 %	62,026			

Description of Property	Date Acquired	Cost or Other Basis	Prior Years' Depreciation	Computation Method	Rate / Life (# of years)	Current Year's Depreciation Expense	Net Investment Income	Adjusted Net Income	Cost of Goods Sold Not Included
IMPROVEMENTS - JORDAN FRM	2013-06-30	747,167	74,717	SL	6 67 %	49,836			
IMPROVEMENTS - LAKE FARM	2013-06-30	676,106	67,610	SL	6 67 %	45,096			
IMPROVEMENTS - 145 FARM	2013-06-30	481,965	48,196	SL	6 67 %	32,147			
IMPROVEMENTS - BRK-A FRM	2013-11-14	3,643	781	SL	14 29 %	521			
IMPROVEMENTS - DUNCAN	2013-06-30	50,547	5,054	SL	6 67 %	3,371			
IMPROVEMENTS - GRAHAM	2013-06-30	389,561	38,956	SL	6 67 %	25,984			
IMPROVEMENTS - HONDO	2013-01-30	1,005	216	SL	14 29 %	144			
IMPROVEMENTS - MCDONALD	2013-11-14	3,920	392	SL	6 67 %	261			
IMPROVEMENTS - ELWIN	2013-05-16	968	97	SL	6 67 %	65			
IMPROVEMENTS - HILL	2013-08-16	1,210	259	SL	14 29 %	173			
IMPROVEMENTS - GRANT	2013-06-30	65,177	6,517	SL	6 67 %	4,347			
IMPROVEMENTS - APACHE	2013-06-30	835,180	33,031	SL	2 56 %	21,414			
IMPROVEMENTS - JORDAN	2013-06-30	435,691	17,231	SL	2 56 %	11,171			
IMPROVEMENTS - GRANT	2013-06-30	1,103,132	43,629	SL	2 56 %	28,284			
PROGRAM ASSETS	2013-06-30	7,358	1,576	SL	14 29 %	1,051			
JD 60D EXCAVATOR - IL FRM	2013-01-04	71,100	15,237	SL	14 29 %	10,160			
JD 855D GATOR - AZ FARM	2013-06-11	18,595	3,985	SL	14 29 %	2,657			
MACH & EQUIP - AZ FARM	2013-12-31	1,787	383	SL	14 29 %	255			
JD1990 30' AIR DRILL - IL	2013-07-11	80,639	17,281	SL	14 29 %	11,523			
2013 FORD F150 RAPTOR	2013-10-02	57,243	17,173	SL	20 00 %	11,449			

Description of Property	Date Acquired	Cost or Other Basis	Prior Years' Depreciation	Computation Method	Rate / Life (# of years)	Current Year's Depreciation Expense	Net Investment Income	Adjusted Net Income	Cost of Goods Sold Not Included
PIVOTS (AZ)	2012-04-12	235,489	84,116	SL	14 28 %	33,628			
PIVOTS (AZ)	2013-04-12	67,961	14,564	SL	14 29 %	9,712			
2014 RED FORD RAPTOR AZ	2014-02-18	56,914	9,486	SL	5 0000	11,383			
2014 WHITE F250 AZ	2014-02-20	31,429	5,238	SL	5 0000	6,286			
2014 TAN FOR RAPTOR AZ	2014-04-21	63,767	8,502	SL	5 0000	12,753			
2011 FORD 5150	2014-08-25	48,943	3,263	SL	5 0000	9,789			
2014 F150 RAPTOR IL	2014-08-01	65,245	5,437	SL	5 0000	13,049			
TRAILER IL	2014-08-01	59,900	4,992	SL	5 0000	11,980			
2014 VEHICLE PARTS AZ	2014-11-19	69,339	1,156	SL	5 0000	13,868			
2014 VEHICLE PARTS IL	2014-08-27	39,013	2,601	SL	5 0000	7,803			
2014 VEHICLE PART	2014-10-28	12,296	410	SL	5 0000	2,459			
2014 F150 CREW CAB	2014-10-31	63,427	2,114	SL	5 0000	12,685			
IMPROVEMENTS - APACHE	2014-06-12	26,668	1,037	SL	15 0000	1,778			
IMPROVEMENTS - GRAHAM	2014-07-18	49,197	1,367	SL	15 0000	3,280			
IMPROVEMENTS - ELWIN	2014-04-29	34,044	1,513	SL	15 0000	2,270			
IMPROVEMENTS - HILL	2014-07-28	753	45	SL	7 0000	108			
IMPROVEMENTS - JACOB	2014-04-29	4,054	180	SL	15 0000	270			
BLDG & IMPR - APACHE	2014-04-14	3,065	153	SL	15 0000	204			
BLDG & IMPR - JORDAN	2014-09-09	7,733	172	SL	15 0000	516			
BLDG & IMPR - LAKE	2014-04-07	5,155	258	SL	15 0000	344			

Description of Property	Date Acquired	Cost or Other Basis	Prior Years' Depreciation	Computation Method	Rate / Life (# of years)	Current Year's Depreciation Expense	Net Investment Income	Adjusted Net Income	Cost of Goods Sold Not Included
BLDG & IMPR - DUNCAN	2014-04-09	2,886	144	SL	15 0000	192			
BLDG & IMPR - ELWIN	2014-10-24	10,304	114	SL	15 0000	687			
BLDG & IMPR - HAYS LEG	2014-07-18	42,384	1,177	SL	15 0000	2,826			
IMPROVEMENTS - AZ WELLS	2014-06-19	48,097	1,603	SL	15 0000	3,206			
IMPROVEMENTS - NE WELLS	2014-05-28	91,180	3,546	SL	15 0000	6,079			
FURNITURE - APACHE	2014-03-26	1,826	196	SL	7 0000	261			
FURNITURE - JORDAN	2014-04-22	17,696	1,685	SL	7 0000	2,528			
FURNITURE - LAKE	2014-02-26	4,109	489	SL	7 0000	587			
FURNITURE - WINCHESTER	2014-08-08	2,876	171	SL	7 0000	411			
FURNITURE - SPANISH HOUSE	2014-02-10	2,607	341	SL	7 0000	372			
FURNITURE - BRK A	2014-03-04	2,338	278	SL	7 0000	334			
FURNITURE - BRK B	2014-03-04	2,338	278	SL	7 0000	334			
FURNITURE - MCDONALD	2014-03-04	2,338	278	SL	7 0000	334			
FURNITURE - OMAHA	2014-06-25	654	47	SL	7 0000	93			
FURNITURE - GRANT	2014-08-12	2,466	147	SL	7 0000	352			
BINS & TANKS - AZ	2014-09-24	197,802	7,064	SL	7 0000	28,257			
BINS & TANKS - IL	2014-07-18	27,171	1,617	SL	7 0000	3,882			
CLASSROOM EQUIP - GRANT	2014-03-26	801	86	SL	7 0000	114			
RANGE EQUIP - GRANT	2014-07-01	5,234	374	SL	7 0000	748			
WEATHER EQUIP - AZ	2014-04-28	6,281	598	SL	7 0000	897			

Description of Property	Date Acquired	Cost or Other Basis	Prior Years' Depreciation	Computation Method	Rate / Life (# of years)	Current Year's Depreciation Expense	Net Investment Income	Adjusted Net Income	Cost of Goods Sold Not Included
JD 6105M TRACTOR - IL	2014-07-17	69,000	4,107	SL	7 0000	9,857			
JD 7830 TRACTOR - IL	2014-09-11	140,000	6,667	SL	7 0000	11,667			
JD997 MOWER - IL	2014-11-05	16,799	400	SL	7 0000	2,400			
JD 997 MOWER - IL	2014-11-05	16,799	400	SL	7 0000	2,400			
JD 5075M - IL	2014-12-08	67,900	808	SL	7 0000	9,700			
KOMATSU CRAWLER - IL	2014-12-30	227,926		SL	7 0000	32,561			
PLANTING EQUIP - AZ	2014-07-28	464	28	SL	7 0000	66			
PLANTING EQUIP - IL	2014-07-28	927	55	SL	7 0000	132			
IMPLEMENT EQUIP - AZ	2014-12-01	128	2	SL	7 0000	18			
JD 2510HS - IL	2014-09-30	74,900	2,675	SL	7 0000	10,700			
AZ PIVOTS	2014-06-19	193,302	13,807	SL	7 0000	27,615			
NE PIVOTS	2014-06-30	17,872	1,277	SL	7 0000	2,553			
RESEARCH EQUIP - AZ	2014-08-27	64,445	3,069	SL	7 0000	9,206			
OTHER EQUIP - AZ	2014-06-30	62,689	4,478	SL	7 0000	8,956			
OTHER EQUIP - BRK A	2014-04-08	4,000	429	SL	7 0000	571			
OTHER EQUIP - GRANT	2014-05-07	1,772	169	SL	7 0000	253			
OTHER EQUIP - IL	2014-09-24	654	23	SL	7 0000	93			
JD 855D - ELWIN	2014-11-05	22,350	532	SL	7 0000	3,193			
JD 855D - CHRISTIANSEN	2014-11-01	20,240	482	SL	7 0000	2,891			
JD 3000	2014-12-08	24,890	296	SL	7 0000	3,556			

Description of Property	Date Acquired	Cost or Other Basis	Prior Years' Depreciation	Computation Method	Rate / Life (# of years)	Current Year's Depreciation Expense	Net Investment Income	Adjusted Net Income	Cost of Goods Sold Not Included
HOPPER FOR AUGER - AZ	2014-03-11	380	45	SL	7 0000	54			
MAYRATH AUGER 10X31 - AZ	2014-05-07	12,170	1,159	SL	7 0000	1,739			
UNVERFERTH WAGON - AZ	2014-05-08	10,100	962	SL	7 0000	1,443			
COMBINE - AZ	2014-11-05	306,900	7,307	SL	7 0000	43,843			
757 WAGON - IL	2014-02-03	1,650	216	SL	7 0000	236			
757 WAGON - IL	2014-02-03	1,650	216	SL	7 0000	236			
MAYRATH 12X41AUGER - IL	2014-05-07	6,700	638	SL	7 0000	957			
MAYRATH 8X33 AUGER - IL	2014-05-07	5,500	524	SL	7 0000	786			
JD 630 FLEX DRAPER - IL	2014-09-11	67,400	3,210	SL	7 0000	9,629			
JD 630 FLEX DRAPER - IL	2014-09-11	67,400	3,210	SL	7 0000	9,629			
UNV HT30 - IL	2014-09-11	3,190	152	SL	7 0000	456			
UNV HT30 - IL	2014-09-11	3,190	152	SL	7 0000	456			
MAYRATH 12X72 AUGER - IL	2014-09-30	13,900	496	SL	7 0000	1,986			
MAYRATH 10X62 AUGER - IL	2014-09-30	6,900	246	SL	7 0000	986			
JD 608C - IL	2014-12-08	158,240	1,884	SL	7 0000	22,606			
MAINT EQUIP - AZ	2014-09-09	2,066	98	SL	7 0000	295			
MAINT EQUIP - IL	2014-09-11	20,153	960	SL	7 0000	2,879			
RTK/GPS EQUIP - AZ	2014-08-21	10,343	493	SL	7 0000	1,478			
RADIO EQUIP - AZ	2014-08-18	12,025	573	SL	7 0000	1,718			
RADIO EQUIP - IL	2014-06-02	5,418	452	SL	7 0000	774			

Description of Property	Date Acquired	Cost or Other Basis	Prior Years' Depreciation	Computation Method	Rate / Life (# of years)	Current Year's Depreciation Expense	Net Investment Income	Adjusted Net Income	Cost of Goods Sold Not Included
RADIO EQUIP - NE	2014-09-09	7,794	371	SL	7 0000	1,113			
OFFICE EQUIP	2014-06-30	1,393	100	SL	7 0000	199			
COMUPUTER EQUIP - AZ	2014-09-16	7,065	252	SL	7 0000	1,009			
CAMERA EQUIP - AZ	2014-04-18	5,050	481	SL	7 0000	721			
CAMERA EQUIP - IL	2014-11-25	1,231	15	SL	7 0000	176			
SECURITY - CHRISTIANSEN	2014-09-25	9,892	353	SL	7 0000	1,413			
SECURITY - IL	2014-11-19	3,116	37	SL	7 0000	445			
CAMERA - CHRISTIANSEN	2014-11-14	7,313	174	SL	7 0000	1,045			
RADIO EQUIP - ELWIN	2014-10-23	1,091	26	SL	7 0000	156			
RADIO EQUIP - CHRISTIANSE	2014-10-23	1,091	26	SL	7 0000	156			
2012 BLK FORD RAPTOR SCSO	2014-05-27	11,833	1,381	SL	5 0000	2,367			
2012 TAN FORD RAPTOR CCSO	2014-10-02	33,768	1,688	SL	5 0000	6,754			
VEHICLE EQUIPEMT	2014-06-17	1,513	151	SL	5 0000	303			
VEHICLE EQUIPMENT	2015-01-28	1,485		SL	10 00 %	149			
IMPROVEMENTS - APACHE	2015-07-22	29,348		SL	3 33 %	977			
IMPROVEMENTS - JORDAN	2015-05-08	5,132		SL	3 33 %	171			
IMPROVEMENTS - COCHISE	2015-10-28	3,510		SL	3 33 %	117			
IMPROVEMENTS - COLBERT	2015-10-28	69,313		SL	3 33 %	2,308			
IMPROVEMENTS - BRK-A	2015-02-06	1,157		SL	7 14 %	83			
IMPROVEMENTS - DUNCAN	2015-04-24	425		SL	7 14 %	30			

Description of Property	Date Acquired	Cost or Other Basis	Prior Years' Depreciation	Computation Method	Rate / Life (# of years)	Current Year's Depreciation Expense	Net Investment Income	Adjusted Net Income	Cost of Goods Sold Not Included
IMPROVEMENTS - GRAHAM	2015-11-18	68,866		SL	3 33 %	2,293			
IMPROVEMENTS - MACDONALD	2015-10-01	8,500		SL	3 33 %	283			
IMPROVEMENTS - ELWIN	2015-11-18	224,282		SL	3 33 %	7,469			
IMPROVEMENTS - KEARNEY	2015-11-30	5,500		SL	3 33 %	183			
BLDG & IMPR - APACHE	2015-02-20	22,283		SL	3 33 %	742			
BLDG & IMPR - JORDAN	2015-05-18	3,397		SL	3 33 %	113			
BLDG & IMPR - LAKE FARM	2015-10-05	14,716		SL	3 33 %	490			
BLDG & IMPR - WINCHESTER	2015-08-17	3,000		SL	3 33 %	100			
BLDG & IMPR - BRK-A	2015-09-03	761		SL	3 33 %	25			
FURNITURE-APACHE	2015-08-25	5,513		SL	7 14 %	394			
FURNITURE-BRK-A	2015-08-06	796		SL	7 14 %	57			
LAB EQUIP-JORDAN FARM	2015-11-12	90,325		SL	7 14 %	6,449			
BINS & TANKS -AZ	2015-11-12	2,795		SL	7 14 %	200			
BINS & TANKS -IL	2015-10-08	8,485		SL	7 14 %	606			
WEATHER EQUIP - AZ	2015-10-16	5,857		SL	7 14 %	418			
OXEN EQUIP - AZ	2015-11-18	21,310		SL	7 14 %	1,522			
JD 9360R TRACTOR - AZ	2015-09-09	226,154		SL	7 14 %	16,147			
JD 9360R TRACTOR - AZ	2015-09-09	226,154		SL	7 14 %	16,147			
Z665 MOWER - AZ	2015-09-09	6,090		SL	7 14 %	435			
JD MX8 ROTARY CUTTER - AZ	2015-09-09	5,390		SL	7 14 %	385			

Description of Property	Date Acquired	Cost or Other Basis	Prior Years' Depreciation	Computation Method	Rate / Life (# of years)	Current Year's Depreciation Expense	Net Investment Income	Adjusted Net Income	Cost of Goods Sold Not Included
7830 TRACTOR - AZ	2015-01-12	519		SL	7 14 %	37			
CASE TR320 COMPACT TR -AZ	2015-01-27	71,932		SL	7 14 %	5,136			
JD 8295R TRACTOR - AZ	2015-03-17	183,877		SL	7 14 %	13,129			
JD6115M TRACTOR - AZ	2015-03-17	69,100		SL	7 14 %	4,934			
FERTILIZER DOSING PUMP-AZ	2015-07-20	1,800		SL	7 14 %	129			
JD 9470R TRACTOR-IL	2015-12-01	255,026		SL	7 14 %	18,209			
JD 2720 7 SHANK-IL	2015-12-01	45,000		SL	7 14 %	3,213			
OTHER EQUIP - NE	2015-04-07	3,468		SL	7 14 %	248			
1170NT PLANTER - AZ	2015-05-08	2,235		SL	7 14 %	160			
TEC SCALE SYSTEM - AZ	2015-08-28	6,800		SL	7 14 %	486			
JD 2510S STRIP TILL-IL	2015-09-09	94,646		SL	7 14 %	6,758			
JD 1795 16/32 PLANTER-IL	2015-05-05	136,777		SL	7 14 %	9,766			
JD 450 -IL	2015-04-07	1,800		SL	7 14 %	129			
OTHER EQUIP- IL	2015-05-05	33,365		SL	7 14 %	2,382			
ORTHMAN TRACK-AZ	2015-04-01	12,120		SL	7 14 %	865			
AZ PIVOTS	2015-07-08	44,808		SL	7 14 %	3,199			
NE PIVOTS	2015-09-23	55,586		SL	7 14 %	3,969			
AZ WELLS	2015-09-22	247,954		SL	7 14 %	17,704			
RESEARCH EQUIP-AZ	2015-07-22	3,384		SL	7 14 %	242			
LAB EQUIP-AZ	2015-07-22	66,356		SL	7 14 %	4,738			

Description of Property	Date Acquired	Cost or Other Basis	Prior Years' Depreciation	Computation Method	Rate / Life (# of years)	Current Year's Depreciation Expense	Net Investment Income	Adjusted Net Income	Cost of Goods Sold Not Included
OTHER EQUIP-AZ	2015-07-23	84,483		SL	7 14 %	6,032			
OTHER EQUIP-BRK	2015-05-26	21,577		SL	7 14 %	1,541			
OTHER EQUIP-GRAHAM	2015-09-22	66,012		SL	7 14 %	4,713			
OTHER EQUIP-HONDO	2015-09-22	74,078		SL	7 14 %	5,289			
IMPROVEMENTS - GRANT	2015-11-06	73,233		SL	3 33 %	2,439			
IMPROVEMENTS-CHRISTIANSEN	2015-08-31	98,856		SL	3 33 %	3,292			
IMPROVEMENTS - GRASSLAND	2015-07-20	113,905		SL	3 33 %	3,793			
BLDG & IMPR - GRANT	2015-12-01	245,295		SL	3 33 %	8,168			
BLDG & IMPR - ELWIN	2015-07-22	174,679		SL	3 33 %	5,817			
BLDG & IMPR - CHRISTIANSE	2015-06-16	317,534		SL	3 33 %	10,574			
FURNITURE-GRANT	2015-09-08	18,668		SL	7 14 %	1,333			
FURNITURE-ELWIN	2015-06-08	10,184		SL	7 14 %	727			
FURNITURE-CHRISTIANSEN	2015-07-09	30,070		SL	7 14 %	2,147			
2015 JEEP WRANGLER	2015-03-20	50,401		SL	10 00 %	5,040			
2015 FORD F150 4X4	2015-12-30	51,248		SL	10 00 %	5,125			
BRENT 1282 GRAIN CART	2015-03-17	68,630		SL	7 14 %	4,900			
JD S670 COMBINE	2015-07-27	18,155		SL	7 14 %	1,296			
HARVEST EQUIP-IL	2015-08-31	28,995		SL	7 14 %	2,070			
JD 608C CORN HEAD	2015-01-30	58,888		SL	7 14 %	4,205			
JD630FD DRAPER	2015-09-09	58,275		SL	7 14 %	4,161			

Description of Property	Date Acquired	Cost or Other Basis	Prior Years' Depreciation	Computation Method	Rate / Life (# of years)	Current Year's Depreciation Expense	Net Investment Income	Adjusted Net Income	Cost of Goods Sold Not Included
2 KUNTZ BOX SCRAPPERS-AZ	2015-03-17	16,950		SL	7 14 %	1,210			
RTK/GPS EQUIP-IL	2015-01-30	9,800		SL	7 14 %	700			
RTK/GPS EQUIP-NE	2015-10-08	3,195		SL	7 14 %	228			
RADIO EQUIP-AZ	2015-11-27	22,986		SL	7 14 %	1,641			
RADIO EQUIP-IL	2015-01-30	12,600		SL	7 14 %	900			
COMPUTER EQUIP-AZ	2015-02-26	1,008		SL	7 14 %	72			
CAMERA EQUIP-AZ	2015-02-26	22,275		SL	7 14 %	1,590			
2015 VEHICLE PARTS-AZ	2015-07-22	36,348		SL	10 00 %	3,635			
2015 VEHICLE PARTS-IL	2015-07-22	5,948		SL	10 00 %	595			
2015 VEHICLE PARTS	2015-08-25	7,773		SL	10 00 %	777			
2015 VEHICLE PARTS-CHRIST	2015-07-07	33,601		SL	10 00 %	3,360			
RADIOS & GPS-CHRISTIANSEN	2015-12-15	14,778		SL	7 14 %	1,055			
WEAPONS-IL	2015-07-10	6,986		SL	7 14 %	499			
OTHER EQUIP-ELWIN	2015-10-28	2,071		SL	7 14 %	148			
OTHER EQUIP-CHRISTIANSEN	2015-07-31	139,219		SL	7 14 %	9,940			
CAMERAS-CHRISTIANSEN	2015-12-10	65,518		SL	7 14 %	4,678			
RANGE EQUIP-GRANT	2015-09-08	1,756		SL	7 14 %	125			
RANGE EQUIP-ELWIN	2015-11-05	19,432		SL	7 14 %	1,387			
RANGE EQUIP-CHRISTIANSEN	2015-07-09	17,868		SL	7 14 %	1,276			
CLASSROOM EQUIP-GRANT	2015-10-21	3,741		SL	7 14 %	267			

Description of Property	Date Acquired	Cost or Other Basis	Prior Years' Depreciation	Computation Method	Rate / Life (# of years)	Current Year's Depreciation Expense	Net Investment Income	Adjusted Net Income	Cost of Goods Sold Not Included
K-9 EQUIP-GRANT	2015-11-19	34,317		SL	7 14 %	2,450			
COMPUTER EQUIP-GRANT	2015-09-08	2,232		SL	7 14 %	159			
COMPUTER EQUIP-CHRISTIANS	2015-06-08	17,867		SL	7 14 %	1,276			
JD612C CORN HEAD	2011-06-01	63,990	29,750	SL	14 29 %	4,252			
JD2510H HI SEED	2011-06-01	95,400	48,837	SL	14 29 %	6,817			
60FT ROLLER	2012-04-12	33,500	12,964	SL	14 28 %	2,392			
J8335R TRACTOR & LOADER	2012-07-01	257,900	92,108	SL	14 28 %	18,414			
JD1770 PLANTER	2010-06-01	182,003	103,716	SL	14 28 %	11,310			
JD9230 TRACTOR	2010-06-01	197,500	129,313	SL	14 28 %	14,102			
JD5055D TRACTOR	2012-12-01	16,665	4,960	SL	14 28 %	1,190			
JD608 CORNHEAD	2010-06-01	50,800	33,261	SL	14 28 %	3,627			
JD850D GATOR	2009-01-01	14,100	12,084	SL	14 29 %	1,008			
JD9230 TRACTOR	2010-06-01	225,075	129,313	SL	14 28 %	14,102			
GRANT TRACTOR	2015-09-09	6,465		SL	7 14 %	462			
BLDG & IMPR - GRAHAM FARM	2015-11-18	42,266		SL	3 33 %	1,407			
SALES TAX ON PRIOR EQUIPM	2015-04-15	18,617		SL	7 14 %	1,329			

**TY 2015 Land, Etc.
Schedule****Name:** SEQUOIA FARM FOUNDATION**EIN:** 45-5160833**Software ID:** 15000324**Software Version:** 2015v2.0

Category / Item	Cost / Other Basis	Accumulated Depreciation	Book Value	End of Year Fair Market Value
Auto./Transportation Equip.	1,717,118	798,862	918,256	
Furniture and Fixtures	110,970	16,494	94,476	
Machinery and Equipment	20,192,237	6,835,824	13,356,413	
Buildings	11,983,731	1,782,168	10,201,563	
Land	59,404,104		59,404,104	
Miscellaneous				85,000,000

TY 2015 Legal Fees Schedule

Name: SEQUOIA FARM FOUNDATION

EIN: 45-5160833

Software ID: 15000324

Software Version: 2015v2.0

Category	Amount	Net Investment Income	Adjusted Net Income	Disbursements for Charitable Purposes
VARIOUS	110,873	0	0	110,873

TY 2015 Other Assets Schedule

Name: SEQUOIA FARM FOUNDATION

EIN: 45-5160833

Software ID: 15000324

Software Version: 2015v2.0

Description	Beginning of Year - Book Value	End of Year - Book Value	End of Year - Fair Market Value
EFFINGHAM PATRONAGE EQUITY		27,760	27,760

TY 2015 Other Expenses Schedule

Name: SEQUOIA FARM FOUNDATION

EIN: 45-5160833

Software ID: 15000324

Software Version: 2015v2.0

Description	Revenue and Expenses per Books	Net Investment Income	Adjusted Net Income	Disbursements for Charitable Purposes
BANK FEES	3,944			3,944
CHEMICAL,FERTILIZER, SEED	1,420,681			1,420,681
CONSULTING	605,730			605,730
CONTRACT LABOR	41,770			41,770
DONATIONS	35,217			35,217
DUES & SUBSCRIPTIONS	4,748			4,748
EMPLOYEE BENEFITS	82,634			82,634
EQUIPMENT MAINTENANCE	101,808			101,808
EQUIPMENT RENTAL	5,860			5,860
FUEL	74,963			74,963
HAULING	2,538			2,538
INSURANCE - D&O	11,154			11,154
INSURANCE - PROPERTY	168,543			168,543
INSURANCE - WORKERS COMP	68,610			68,610
LAND RENT	1,950			1,950
LICENSE, PERMITS, & FEES	8,785			8,785
MISCELLANEOUS	4,336			4,336
OTHER MAINTENANCE	15,865			15,865
POSTAGE	682			682
REPAIRS & MAINTENANCE	58,747			58,747
SHIPPING	2,014			2,014
SUPPLIES	133,576			133,576
TOOLING	9,016			9,016
TRAINING/SEMINARS	8,880			8,880
VEHICLE LICENSING	11,049			11,049
VEHICLE MAINTENANCE	11,573			11,573

TY 2015 Other Income Schedule**Name:** SEQUOIA FARM FOUNDATION**EIN:** 45-5160833**Software ID:** 15000324**Software Version:** 2015v2.0

Description	Revenue And Expenses Per Books	Net Investment Income	Adjusted Net Income
EASEMENT INCOME	45,739		45,739
FARM CASH RENT	641,050		641,050
GRAIN SALES	2,340,925		2,340,925
MISCELLANEOUS INCOME	7,039		7,039
PATRONAGE REFUNDS	27,760		27,760

TY 2015 Taxes Schedule**Name:** SEQUOIA FARM FOUNDATION**EIN:** 45-5160833**Software ID:** 15000324**Software Version:** 2015v2.0

Category	Amount	Net Investment Income	Adjusted Net Income	Disbursements for Charitable Purposes
PAYROLL TAXES	12,520			12,520
REAL ESTATE TAXES	256,590			256,590

<div>Schedule B</div> <div>(Form 990, 990-EZ, or 990-PF)</div> <div>Department of the Treasury Internal Revenue Service</div>	<div>Schedule of Contributors</div> <div>▶ Attach to Form 990, 990-EZ, or 990-PF.</div> <div>▶ Information about Schedule B (Form 990, 990-EZ, or 990-PF) and its instructions is at www.irs.gov/form990.</div>	<div>OMB No 1545-0047</div> <div>2015</div>
---	--	---

<div>Name of the organization</div> <div>SEQUOIA FARM FOUNDATION</div>	<div>Employer identification number</div> <div>45-5160833</div>
--	---

Organization type (check one)

<div>Filers of:</div> <div>Form 990 or 990-EZ</div> <div>Form 990-PF</div>	<div>Section:</div> <div><div><input type="checkbox"/> 501(c)() (enter number) organization</div><div><input type="checkbox"/> 4947(a)(1) nonexempt charitable trust not treated as a private foundation</div><div><input type="checkbox"/> 527 political organization</div><div><input checked="" type="checkbox"/> 501(c)(3) exempt private foundation</div><div><input type="checkbox"/> 4947(a)(1) nonexempt charitable trust treated as a private foundation</div><div><input type="checkbox"/> 501(c)(3) taxable private foundation</div></div>
--	---

Check if your organization is covered by the **General Rule** or a **Special Rule**.
Note. Only a section 501(c)(7), (8), or (10) organization can check boxes for both the General Rule and a Special Rule See instructions

General Rule

- ☒ For an organization filing Form 990, 990-EZ, or 990-PF that received, during the year, contributions totaling \$5,000 or more (in money or other property) from any one contributor Complete Parts I and II See instructions for determining a contributor's total contributions

Special Rules

- ☐ For an organization described in section 501(c)(3) filing Form 990 or 990-EZ that met the 33¹/₃% support test of the regulations under sections 509(a)(1) and 170(b)(1)(A)(vi), that checked Schedule A (Form 990 or 990-EZ), Part II, line 13, 16a, or 16b, and that received from any one contributor, during the year, total contributions of the greater of **(1)** \$5,000 or **(2)** 2% of the amount on (i) Form 990, Part VIII, line 1h, or (ii) Form 990-EZ, line 1 Complete Parts I and II
- ☐ For an organization described in section 501(c)(7), (8), or (10) filing Form 990 or 990-EZ that received from any one contributor, during the year, total contributions of more than \$1,000 *exclusively* for religious, charitable, scientific, literary, or educational purposes, or for the prevention of cruelty to children or animals Complete Parts I, II, and III
- ☐ For an organization described in section 501(c)(7), (8), or (10) filing Form 990 or 990-EZ that received from any one contributor, during the year, contributions *exclusively* for religious, charitable, etc , purposes, but no such contributions totaled more than \$1,000 If this box is checked, enter here the total contributions that were received during the year for an *exclusively* religious, charitable, etc , purpose Do not complete any of the parts unless the **General Rule** applies to this organization because it received *nonexclusively* religious, charitable, etc , contributions totaling \$5,000 or more during the year ▶ \$ _____

Caution. An organization that is not covered by the General Rule and/or the Special Rules does not file Schedule B (Form 990, 990-EZ, or 990-PF), but it **must** answer “No” on Part IV, line 2, of its Form 990, or check the box on line H of its Form 990-EZ or on its Form 990PF, Part I, line 2, to certify that it does not meet the filing requirements of Schedule B (Form 990, 990-EZ, or 990-PF)

Name of organization SEQUOIA FARM FOUNDATION	Employer identification number 45-5160833
---	--

Part I Contributors (see instructions) Use duplicate copies of Part I if additional space is needed			
(a) No.	(b) Name, address, and ZIP + 4	(c) Total contributions	(d) Type of contribution
1	HOWARD G BUFFETT FOUNDATION	\$ 16,923,636	Person <input checked="" type="checkbox"/>
	145 N MERCHANT ST		Payroll <input type="checkbox"/>
	DECATUR, IL 62523		Noncash <input type="checkbox"/> (Complete Part II for noncash contributions)
(a) No.	(b) Name, address, and ZIP + 4	(c) Total contributions	(d) Type of contribution
		\$	Person <input type="checkbox"/>
			Payroll <input type="checkbox"/>
			Noncash <input type="checkbox"/> (Complete Part II for noncash contributions)
(a) No.	(b) Name, address, and ZIP + 4	(c) Total contributions	(d) Type of contribution
		\$	Person <input type="checkbox"/>
			Payroll <input type="checkbox"/>
			Noncash <input type="checkbox"/> (Complete Part II for noncash contributions)
(a) No.	(b) Name, address, and ZIP + 4	(c) Total contributions	(d) Type of contribution
		\$	Person <input type="checkbox"/>
			Payroll <input type="checkbox"/>
			Noncash <input type="checkbox"/> (Complete Part II for noncash contributions)
(a) No.	(b) Name, address, and ZIP + 4	(c) Total contributions	(d) Type of contribution
		\$	Person <input type="checkbox"/>
			Payroll <input type="checkbox"/>
			Noncash <input type="checkbox"/> (Complete Part II for noncash contributions)
(a) No.	(b) Name, address, and ZIP + 4	(c) Total contributions	(d) Type of contribution
		\$	Person <input type="checkbox"/>
			Payroll <input type="checkbox"/>
			Noncash <input type="checkbox"/> (Complete Part II for noncash contributions)
(a) No.	(b) Name, address, and ZIP + 4	(c) Total contributions	(d) Type of contribution
		\$	Person <input type="checkbox"/>
			Payroll <input type="checkbox"/>
			Noncash <input type="checkbox"/> (Complete Part II for noncash contributions)

Name of organization SEQUOIA FARM FOUNDATION	Employer identification number 45-5160833
--	---

Part II **Noncash Property**
(see instructions) Use duplicate copies of Part II if additional space is needed

[illegible]

Name of organization SEQUOIA FARM FOUNDATION	Employer identification number 45-5160833
--	---

Part III

Exclusively religious, charitable, etc., contributions to organizations described in section 501(c)(7), (8), or (10) that total more than \$1,000 for the year from any one contributor. Complete columns (a) through (e) and the following line entry. For organizations completing Part III, enter the total of *exclusively* religious, charitable, etc., contributions of \$1,000 or less for the year. (Enter this information once. See instructions.) ▶ \$ _____

Use duplicate copies of Part III if additional space is needed

(a) No.from Part I	(b) Purpose of gift	(c) Use of gift	(d) Description of how gift is held
-			
(e) Transfer of gift			
Transferee's name, address, and ZIP 4		Relationship of transferor to transferee	
-			
-			
--			
-			
(a) No.from Part I	(b) Purpose of gift	(c) Use of gift	(d) Description of how gift is held
-			
(e) Transfer of gift			
Transferee's name, address, and ZIP 4		Relationship of transferor to transferee	
-			
-			
--			
-			
(a) No.from Part I	(b) Purpose of gift	(c) Use of gift	(d) Description of how gift is held
-			
(e) Transfer of gift			
Transferee's name, address, and ZIP 4		Relationship of transferor to transferee	
-			
-			
--			
-			
(a) No.from Part I	(b) Purpose of gift	(c) Use of gift	(d) Description of how gift is held
-			
(e) Transfer of gift			
Transferee's name, address, and ZIP 4		Relationship of transferor to transferee	
-			
-			
--			
-			