



See a Social Security Number? Say Something!
Report Privacy Problems to <https://public.resource.org/privacy>
Or call the IRS Identity Theft Hotline at 1-800-908-4490



Return of Private Foundation

or Section 4947(a)(1) Trust Treated as Private Foundation

Do not enter social security numbers on this form as it may be made public.

Information about Form 990-PF and its separate instructions is at www.irs.gov/form990pf.

2015

Open to Public Inspection

Form 990-PF

Department of the Treasury
Internal Revenue Service

For calendar year 2015 or tax year beginning

, and ending

Name of foundation
INMAAT FOUNDATION
C/O: FULTON VITTORIA LLP

Number and street (or P O box number if mail is not delivered to street address)
ONE ROCKEFELLER PLAZA

Room/suite
301

City or town, state or province, country, and ZIP or foreign postal code
NEW YORK, NY 10020

A Employer identification number
45-3814655

B Telephone number
212-977-3535

C If exemption application is pending, check here

D 1. Foreign organizations, check here
2. Foreign organizations meeting the 85% test, check here and attach computation

E If private foundation status was terminated under section 507(b)(1)(A), check here

F If the foundation is in a 60-month termination under section 507(b)(1)(B), check here

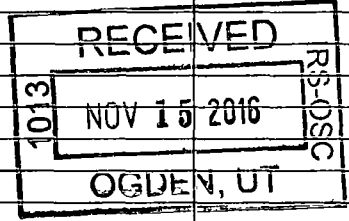
G Check all that apply:
 Initial return Initial return of a former public charity
 Final return Amended return
 Address change Name change

H Check type of organization: Section 501(c)(3) exempt private foundation
 Section 4947(a)(1) nonexempt charitable trust Other taxable private foundation

I Fair market value of all assets at end of year (from Part II, col (c), line 16)
\$ 36,858,226. (Part I, column (d) must be on cash basis)

J Accounting method: Cash Accrual
 Other (specify) **MODIFIED CASH**

| Part I Analysis of Revenue and Expenses | | (a) Revenue and expenses per books | (b) Net investment income | (c) Adjusted net income | (d) Disbursements for charitable purposes (cash basis only) |
|-----------------------------------------------------------------------------------------------|--|------------------------------------|---------------------------|-------------------------|-------------------------------------------------------------|
| 1 Contributions, gifts, grants, etc., received | | | | | |
| 2 Check <input checked="" type="checkbox"/> if the foundation is not required to attach Sch B | | | | | |
| 3 Interest on savings and temporary cash investments | | | | | |
| | | 2,773. | 2,773. | | STATEMENT 1 |
| 4 Dividends and interest from securities | | | | | |
| | | 772,233. | 738,979. | | STATEMENT 2 |
| 5a Gross rents | | | | | |
| b Net rental income or (loss) | | | | | |
| 6a Net gain or (loss) from sale of assets not on line 10 | | | | | |
| b Gross sales price for all assets on line 6a | | 1,075,727. | | | |
| 31,499,333. | | | | | |
| 7 Capital gain net income (from Part IV, line 2) | | | | | |
| | | | 1,075,254. | | |
| 8 Net short-term capital gain | | | | | |
| 9 Income modifications | | | | | |
| 10a Gross sales less returns and allowances | | | | | |
| b Less Cost of goods sold | | | | | |
| c Gross profit or (loss) | | | | | |
| 11 Other income | | | | | |
| | | 54,344. | 61,444. | | STATEMENT 3 |
| 12 Total Add lines 1 through 11 | | | | | |
| | | 1,905,077. | 1,878,450. | | |
| 13 Compensation of officers, directors, trustees, etc | | | | | |
| 14 Other employee salaries and wages | | | | | |
| 15 Pension plans, employee benefits | | | | | |
| 16a Legal fees STMT 4 | | | | | |
| | | 61,995. | 0. | | 61,995. |
| b Accounting fees STMT 5 | | | | | |
| | | 62,940. | 0. | | 62,690. |
| c Other professional fees STMT 6 | | | | | |
| | | 299,495. | 299,495. | | 0. |
| 17 Interest | | | | | |
| | | 1,307. | 1,297. | | 0. |
| 18 Taxes STMT 7 | | | | | |
| | | 18,239. | 17,239. | | 0. |
| 19 Depreciation and depletion | | | | | |
| 20 Occupancy | | | | | |
| 21 Travel, conferences, and meetings | | | | | |
| 22 Printing and publications | | | | | |
| 23 Other expenses STMT 8 | | | | | |
| | | 38,616. | 22,933. | | 1,522. |
| 24 Total operating and administrative expenses. Add lines 13 through 23 | | | | | |
| | | 482,592. | 340,964. | | 126,207. |
| 25 Contributions, gifts, grants paid | | | | | |
| | | 1,849,000. | | | 1,849,000. |
| 26 Total expenses and disbursements Add lines 24 and 25 | | | | | |
| | | 2,331,592. | 340,964. | | 1,975,207. |
| 27 Subtract line 26 from line 12 | | | | | |
| a Excess of revenue over expenses and disbursements | | <426,515.> | | | |
| b Net investment income (if negative, enter -0-) | | | 1,537,486. | | |
| c Adjusted net income (if negative, enter -0-) | | | | N/A | |



SCANNED NOV 17 2016

G113 2

INMAAT FOUNDATION

Form 990-PF (2015)

C/O: FULTON VITTORIA LLP

45-3814655

Page 2

Part II Balance Sheets Attached schedules and amounts in the description column should be for end-of-year amounts only

| | | Beginning of year | End of year | | |
|-----------------------------|-----------------------------------------------------------------------------------------------------------------------------------------|------------------------------------------------------------------------------------|----------------|-----------------------|-------------|
| | | (a) Book Value | (b) Book Value | (c) Fair Market Value | |
| Assets | 1 | Cash - non-interest-bearing | 1,668,667. | 4,265,416. | 4,265,416. |
| | 2 | Savings and temporary cash investments | | | |
| | 3 | Accounts receivable ▶ 371,046. | | | |
| | | Less: allowance for doubtful accounts ▶ | | 371,046. | 371,046. |
| | 4 | Pledges receivable ▶ | | | |
| | | Less: allowance for doubtful accounts ▶ | | | |
| | 5 | Grants receivable | | | |
| | 6 | Receivables due from officers, directors, trustees, and other disqualified persons | | | |
| | 7 | Other notes and loans receivable ▶ | | | |
| | | Less: allowance for doubtful accounts ▶ | | | |
| | 8 | Inventories for sale or use | | | |
| | 9 | Prepaid expenses and deferred charges | | | |
| | 10a | Investments - U.S. and state government obligations STMT 9 | 9,660,046. | 8,014,984. | 8,014,984. |
| | b | Investments - corporate stock STMT 10 | 13,467,990. | 11,778,456. | 11,778,456. |
| | c | Investments - corporate bonds STMT 11 | 1,586,260. | 2,515,036. | 2,515,036. |
| | 11 | Investments - land, buildings, and equipment basis ▶ | | | |
| | Less accumulated depreciation ▶ | | | | |
| 12 | Investments - mortgage loans | | | | |
| 13 | Investments - other STMT 12 | 11,967,268. | 9,843,288. | 9,843,288. | |
| 14 | Land, buildings, and equipment; basis ▶ | | | | |
| | Less accumulated depreciation ▶ | | | | |
| 15 | Other assets (describe ▶ STATEMENT 13) | 75,000. | 70,000. | 70,000. | |
| 16 | Total assets (to be completed by all filers - see the instructions. Also, see page 1, item I) | 38,425,231. | 36,858,226. | 36,858,226. | |
| Liabilities | 17 | Accounts payable and accrued expenses | | | |
| | 18 | Grants payable | | | |
| | 19 | Deferred revenue | | | |
| | 20 | Loans from officers, directors, trustees, and other disqualified persons | | | |
| | 21 | Mortgages and other notes payable | | | |
| | 22 | Other liabilities (describe ▶) | | | |
| | 23 | Total liabilities (add lines 17 through 22) | 0. | 0. | |
| Net Assets or Fund Balances | Foundations that follow SFAS 117, check here ▶ <input checked="" type="checkbox"/> and complete lines 24 through 26 and lines 30 and 31 | | | | |
| | 24 | Unrestricted | 38,425,231. | 36,858,226. | |
| | 25 | Temporarily restricted | | | |
| | 26 | Permanently restricted | | | |
| | Foundations that do not follow SFAS 117, check here ▶ <input type="checkbox"/> and complete lines 27 through 31 | | | | |
| | 27 | Capital stock, trust principal, or current funds | | | |
| | 28 | Paid-in or capital surplus, or land, bldg., and equipment fund | | | |
| | 29 | Retained earnings, accumulated income, endowment, or other funds | | | |
| 30 | Total net assets or fund balances | 38,425,231. | 36,858,226. | | |
| 31 | Total liabilities and net assets/fund balances | 38,425,231. | 36,858,226. | | |

Part III Analysis of Changes in Net Assets or Fund Balances

| | | | |
|---|------------------------------------------------------------------------------------------------------------------------------------------------------------|---|-------------|
| 1 | Total net assets or fund balances at beginning of year - Part II, column (a), line 30 (must agree with end-of-year figure reported on prior year's return) | 1 | 38,425,231. |
| 2 | Enter amount from Part I, line 27a | 2 | <426,515.> |
| 3 | Other increases not included in line 2 (itemize) ▶ | 3 | 0. |
| 4 | Add lines 1, 2, and 3 | 4 | 37,998,716. |
| 5 | Decreases not included in line 2 (itemize) ▶ UNREALIZED GAIN ON INVESTMENTS | 5 | 1,140,490. |
| 6 | Total net assets or fund balances at end of year (line 4 minus line 5) - Part II, column (b), line 30 | 6 | 36,858,226. |

INMAAT FOUNDATION

Form 990-PF (2015)

C/O: FULTON VITTORIA LLP

45-3814655

Page 3

Part IV Capital Gains and Losses for Tax on Investment Income

| (a) List and describe the kind(s) of property sold (e.g., real estate, 2-story brick warehouse; or common stock, 200 shs. MLC Co.) | (b) How acquired P - Purchase D - Donation | (c) Date acquired (mo., day, yr.) | (d) Date sold (mo., day, yr.) |
|------------------------------------------------------------------------------------------------------------------------------------|--------------------------------------------------|--------------------------------------|----------------------------------|
| 1a | | | |
| b SEE ATTACHED STATEMENTS | | | |
| c | | | |
| d | | | |
| e | | | |

| (e) Gross sales price | (f) Depreciation allowed (or allowable) | (g) Cost or other basis plus expense of sale | (h) Gain or (loss) (e) plus (f) minus (g) |
|-----------------------|--------------------------------------------|-------------------------------------------------|----------------------------------------------|
| a | | | |
| b | | | |
| c | | | |
| d | | | |
| e 31,499,333. | | 30,564,523. | 1,075,254. |

| Complete only for assets showing gain in column (h) and owned by the foundation on 12/31/69 | | | (l) Gains (Col. (h) gain minus col. (k), but not less than -0-) or Losses (from col. (h)) |
|---------------------------------------------------------------------------------------------|--------------------------------------|-------------------------------------------------|-------------------------------------------------------------------------------------------------|
| (i) F.M.V. as of 12/31/69 | (j) Adjusted basis as of 12/31/69 | (k) Excess of col. (i) over col. (j), if any | |
| a | | | |
| b | | | |
| c | | | |
| d | | | |
| e | | | 1,075,254. |

| | | |
|---------------------------------------------------------------------------------------------------------------------------------------------------------------------------------|---|-------------------|
| 2 Capital gain net income or (net capital loss) { If gain, also enter in Part I, line 7 If (loss), enter -0- in Part I, line 7 } | 2 | 1,075,254. |
| 3 Net short-term capital gain or (loss) as defined in sections 1222(5) and (6): If gain, also enter in Part I, line 8, column (c). If (loss), enter -0- in Part I, line 8 | 3 | N/A |

Part V Qualification Under Section 4940(e) for Reduced Tax on Net Investment Income

(For optional use by domestic private foundations subject to the section 4940(a) tax on net investment income.)

If section 4940(d)(2) applies, leave this part blank.

Was the foundation liable for the section 4942 tax on the distributable amount of any year in the base period? Yes No

If "Yes," the foundation does not qualify under section 4940(e). Do not complete this part.

1 Enter the appropriate amount in each column for each year; see the instructions before making any entries.

| (a) Base period years Calendar year (or tax year beginning in) | (b) Adjusted qualifying distributions | (c) Net value of noncharitable-use assets | (d) Distribution ratio (col. (b) divided by col. (c)) |
|-------------------------------------------------------------------|---------------------------------------|-------------------------------------------|----------------------------------------------------------|
| 2014 | 1,903,569. | 38,598,670. | .049317 |
| 2013 | 2,112,411. | 37,940,234. | .055677 |
| 2012 | 2,050,184. | 40,400,784. | .050746 |
| 2011 | 0. | 20,232,861. | .000000 |
| 2010 | | | |

| | | |
|--------------------------------------------------------------------------------------------------------------------------------------------------------------------------------|---|--------------------|
| 2 Total of line 1, column (d) | 2 | .155740 |
| 3 Average distribution ratio for the 5-year base period - divide the total on line 2 by 5, or by the number of years the foundation has been in existence if less than 5 years | 3 | .038935 |
| 4 Enter the net value of noncharitable-use assets for 2015 from Part X, line 5 | 4 | 36,932,287. |
| 5 Multiply line 4 by line 3 | 5 | 1,437,959. |
| 6 Enter 1% of net investment income (1% of Part I, line 27b) | 6 | 15,375. |
| 7 Add lines 5 and 6 | 7 | 1,453,334. |
| 8 Enter qualifying distributions from Part XII, line 4 | 8 | 1,975,207. |

If line 8 is equal to or greater than line 7, check the box in Part VI, line 1b, and complete that part using a 1% tax rate. See the Part VI instructions.

INMAAT FOUNDATION

C/O: FULTON VITTORIA LLP

Form 990-PF (2015)

Part VI Excise Tax Based on Investment Income (Section 4940(a), 4940(b), 4940(e), or 4948 - see instructions)

| | | | |
|----|-------------------------------------------------------------------------------------------------------------------------------------------------------------------------------------------------------------------------------------|----|---------|
| 1a | Exempt operating foundations described in section 4940(d)(2), check here <input type="checkbox"/> and enter "N/A" on line 1. Date of ruling or determination letter: _____ (attach copy of letter if necessary-see instructions) | | |
| b | Domestic foundations that meet the section 4940(e) requirements in Part V, check here <input checked="" type="checkbox"/> and enter 1% of Part I, line 27b | 1 | 15,375. |
| c | All other domestic foundations enter 2% of line 27b. Exempt foreign organizations enter 4% of Part I, line 12, col. (b). | | |
| 2 | Tax under section 511 (domestic section 4947(a)(1) trusts and taxable foundations only. Others enter -0-) | 2 | 0. |
| 3 | Add lines 1 and 2 | 3 | 15,375. |
| 4 | Subtitle A (income) tax (domestic section 4947(a)(1) trusts and taxable foundations only. Others enter -0-) | 4 | 0. |
| 5 | Tax based on investment income Subtract line 4 from line 3. If zero or less, enter -0- | 5 | 15,375. |
| 6 | Credits/Payments: | | |
| a | 2015 estimated tax payments and 2014 overpayment credited to 2015 | 6a | 37,368. |
| b | Exempt foreign organizations - tax withheld at source | 6b | |
| c | Tax paid with application for extension of time to file (Form 8868) | 6c | |
| d | Backup withholding erroneously withheld | 6d | |
| 7 | Total credits and payments. Add lines 6a through 6d | 7 | 37,368. |
| 8 | Enter any penalty for underpayment of estimated tax. Check here <input type="checkbox"/> if Form 2220 is attached | 8 | |
| 9 | Tax due. If the total of lines 5 and 8 is more than line 7, enter amount owed | 9 | |
| 10 | Overpayment. If line 7 is more than the total of lines 5 and 8, enter the amount overpaid | 10 | 21,993. |
| 11 | Enter the amount of line 10 to be: Credited to 2016 estimated tax <input type="checkbox"/> 21,993. Refunded <input checked="" type="checkbox"/> | 11 | 0. |

Part VII-A Statements Regarding Activities

| | Yes | No |
|----|-----|----|
| 1a | | X |
| 1b | | X |
| 1c | | X |
| 2 | | X |
| 3 | | X |
| 4a | X | |
| 4b | X | |
| 5 | | X |
| 6 | X | |
| 7 | X | |
| 8a | | |
| 8b | X | |
| 9 | | X |
| 10 | | X |

INMAAT FOUNDATION

Part VII-A Statements Regarding Activities (continued)

| | Yes | No |
|----------------------------------------------------------------------------------------------------------------------------------------------------------------------------------------------------------------------------------------------------------------------------------------------------------------------------------------------------------|-----|----|
| 11 At any time during the year, did the foundation, directly or indirectly, own a controlled entity within the meaning of section 512(b)(13)? If "Yes," attach schedule (see instructions) | | X |
| 12 Did the foundation make a distribution to a donor advised fund over which the foundation or a disqualified person had advisory privileges? If "Yes," attach statement (see instructions) | | X |
| 13 Did the foundation comply with the public inspection requirements for its annual returns and exemption application? Website address ► N/A | X | |
| 14 The books are in care of ► ALFRED CAVALLARO, ESQ. Telephone no. ► (212)-977-3535 Located at ► ONE ROCKEFELLER PLAZA, SUITE 301, NEW YORK, NY ZIP+4 ► 10020 | | |
| 15 Section 4947(a)(1) nonexempt charitable trusts filing Form 990-PF in lieu of Form 1041 - Check here and enter the amount of tax-exempt interest received or accrued during the year ► 15 N/A | | |
| 16 At any time during calendar year 2015, did the foundation have an interest in or a signature or other authority over a bank, securities, or other financial account in a foreign country? See the instructions for exceptions and filing requirements for FinCEN Form 114. If "Yes," enter the name of the foreign country ► UNITED KINGDOM | X | |

Part VII-B Statements Regarding Activities for Which Form 4720 May Be Required

File Form 4720 if any item is checked in the "Yes" column, unless an exception applies.

| | Yes | No |
|----------------------------------------------------------------------------------------------------------------------------------------------------------------------------------------------------------------------------------------------------------------------------------------------------------------------------------------------------------------------------------------------------------------------------------------------------------------------------------------------------------------------------------------------------------------------------------------------------------------------------------------------------------------------------------------------------------------------------------------------------------------------------------------------------------------------------------------------------------------------------------------------------------------------------------------------------------------------------------------------------------------------------------------------------------------------------------------------------------------------------------------------------------------------------------------------------------------------------------------------------------------------------------------------------|-----|----|
| 1a During the year did the foundation (either directly or indirectly): (1) Engage in the sale or exchange, or leasing of property with a disqualified person? <input type="checkbox"/> Yes <input checked="" type="checkbox"/> No (2) Borrow money from, lend money to, or otherwise extend credit to (or accept it from) a disqualified person? <input type="checkbox"/> Yes <input checked="" type="checkbox"/> No (3) Furnish goods, services, or facilities to (or accept them from) a disqualified person? <input checked="" type="checkbox"/> Yes <input type="checkbox"/> No (4) Pay compensation to, or pay or reimburse the expenses of, a disqualified person? <input checked="" type="checkbox"/> Yes <input type="checkbox"/> No (5) Transfer any income or assets to a disqualified person (or make any of either available for the benefit or use of a disqualified person)? <input type="checkbox"/> Yes <input checked="" type="checkbox"/> No (6) Agree to pay money or property to a government official? (Exception Check "No" if the foundation agreed to make a grant to or to employ the official for a period after termination of government service, if terminating within 90 days) <input type="checkbox"/> Yes <input checked="" type="checkbox"/> No | | |
| b If any answer is "Yes" to 1a(1)-(6), did any of the acts fail to qualify under the exceptions described in Regulations section 53.4941(d)-3 or in a current notice regarding disaster assistance (see instructions)? Organizations relying on a current notice regarding disaster assistance check here ► <input type="checkbox"/> | 1b | X |
| c Did the foundation engage in a prior year in any of the acts described in 1a, other than excepted acts, that were not corrected before the first day of the tax year beginning in 2015? | 1c | X |
| 2 Taxes on failure to distribute income (section 4942) (does not apply for years the foundation was a private operating foundation defined in section 4942(j)(3) or 4942(j)(5)): a At the end of tax year 2015, did the foundation have any undistributed income (lines 6d and 6e, Part XIII) for tax year(s) beginning before 2015? <input type="checkbox"/> Yes <input checked="" type="checkbox"/> No If "Yes," list the years ► _____, _____, _____ b Are there any years listed in 2a for which the foundation is not applying the provisions of section 4942(a)(2) (relating to incorrect valuation of assets) to the year's undistributed income? (If applying section 4942(a)(2) to all years listed, answer "No" and attach statement - see instructions) N/A c If the provisions of section 4942(a)(2) are being applied to any of the years listed in 2a, list the years here. ► _____, _____, _____ | 2b | |
| 3a Did the foundation hold more than a 2% direct or indirect interest in any business enterprise at any time during the year? <input checked="" type="checkbox"/> Yes <input type="checkbox"/> No | | |
| b If "Yes," did it have excess business holdings in 2015 as a result of (1) any purchase by the foundation or disqualified persons after May 26, 1969; (2) the lapse of the 5-year period (or longer period approved by the Commissioner under section 4943(c)(7)) to dispose of holdings acquired by gift or bequest; or (3) the lapse of the 10-, 15-, or 20-year first phase holding period? (Use Schedule C, Form 4720, to determine if the foundation had excess business holdings in 2015) | 3b | X |
| 4a Did the foundation invest during the year any amount in a manner that would jeopardize its charitable purposes? | 4a | X |
| b Did the foundation make any investment in a prior year (but after December 31, 1969) that could jeopardize its charitable purpose that had not been removed from jeopardy before the first day of the tax year beginning in 2015? | 4b | X |

Part VII-B Statements Regarding Activities for Which Form 4720 May Be Required (continued)

5a During the year did the foundation pay or incur any amount to:

(1) Carry on propaganda, or otherwise attempt to influence legislation (section 4945(e))? Yes No

(2) Influence the outcome of any specific public election (see section 4955); or to carry on, directly or indirectly, any voter registration drive? Yes No

(3) Provide a grant to an individual for travel, study, or other similar purposes? Yes No

(4) Provide a grant to an organization other than a charitable, etc., organization described in section 4945(d)(4)(A)? (see instructions) Yes No

(5) Provide for any purpose other than religious, charitable, scientific, literary, or educational purposes, or for the prevention of cruelty to children or animals? Yes No

b If any answer is "Yes" to 5a(1)-(5), did any of the transactions fail to qualify under the exceptions described in Regulations section 53.4945 or in a current notice regarding disaster assistance (see instructions)? Yes No
Organizations relying on a current notice regarding disaster assistance check here N/A

c If the answer is "Yes" to question 5a(4), does the foundation claim exemption from the tax because it maintained expenditure responsibility for the grant? Yes No
If "Yes," attach the statement required by Regulations section 53.4945-5(d) N/A

6a Did the foundation, during the year, receive any funds, directly or indirectly, to pay premiums on a personal benefit contract? Yes No

b Did the foundation, during the year, pay premiums, directly or indirectly, on a personal benefit contract? Yes No
If "Yes" to 6b, file Form 8870

7a At any time during the tax year, was the foundation a party to a prohibited tax shelter transaction? Yes No

b If "Yes," did the foundation receive any proceeds or have any net income attributable to the transaction? Yes No

Part VIII Information About Officers, Directors, Trustees, Foundation Managers, Highly Paid Employees, and Contractors

1 List all officers, directors, trustees, foundation managers and their compensation.

| (a) Name and address | (b) Title, and average hours per week devoted to position | (c) Compensation (If not paid, enter -0-) | (d) Contributions to employee benefit plans and deferred compensation | (e) Expense account, other allowances |
|----------------------------------------------------------------------------------|-----------------------------------------------------------|-------------------------------------------|-----------------------------------------------------------------------|---------------------------------------|
| CHANDRA JESSEE C/O FULTON VITTORIA LLP 1 ROCKEFELLER PLAZA, NY, NY 10020 | PRESIDENT, TREASURER 12.00 | 0. | 0. | 0. |
| ALFRED CAVALLARO C/O FULTON VITTORIA LLP 1 ROCKEFELLER PLAZA, NY, NY 10020 | SECRETARY 2.00 | * 0. | 0. | 0. |
| | | | | |
| | | | | |
| | | | | |
| | | | | |

2 Compensation of five highest-paid employees (other than those included on line 1). If none, enter "NONE."

| (a) Name and address of each employee paid more than \$50,000 | (b) Title, and average hours per week devoted to position | (c) Compensation | (d) Contributions to employee benefit plans and deferred compensation | (e) Expense account, other allowances |
|---------------------------------------------------------------|-----------------------------------------------------------|------------------|-----------------------------------------------------------------------|---------------------------------------|
| NONE | | | | |
| | | | | |
| | | | | |
| | | | | |
| | | | | |
| | | | | |

Total number of other employees paid over \$50,000 0

* - ALFRED CAVALLARO IS A PARTNER WITH A LAW FIRM THAT RENDERED LEGAL SERVICES TO THE FOUNDATION. THE LAW FIRM RECEIVED FEES OF \$61,995 IN 2015.

INMAAT FOUNDATION

Form 990-PF (2015)

C/O: FULTON VITTORIA LLP

45-3814655

Page 7

Part VIII Information About Officers, Directors, Trustees, Foundation Managers, Highly Paid Employees, and Contractors *(continued)*

3 Five highest-paid independent contractors for professional services. If none, enter "NONE."

| (a) Name and address of each person paid more than \$50,000 | (b) Type of service | (c) Compensation |
|------------------------------------------------------------------------------------------|--------------------------|------------------|
| CREDIT SUISSE SECURITIES (USA) LLC - 11 MADISON AVENUE, 7TH FLOOR, NEW YORK, NY 10010 | INVESTMENT MANAGEMENT | 181,433. |
| ICONIQ CAPITAL - 394 PACIFIC AVENUE, 2ND FLOOR, SAN FRANCISCO, CA 94111 | INVESTMENT MANAGEMENT | 105,370. |
| | | |
| | | |
| | | |
| | | |

Total number of others receiving over \$50,000 for professional services ▶ 0

Part IX-A Summary of Direct Charitable Activities

List the foundation's four largest direct charitable activities during the tax year. Include relevant statistical information such as the number of organizations and other beneficiaries served, conferences convened, research papers produced, etc.

| | Expenses |
|-------|----------|
| 1 N/A | |
| | |
| 2 | |
| | |
| 3 | |
| | |
| 4 | |
| | |

Part IX-B Summary of Program-Related Investments

Describe the two largest program-related investments made by the foundation during the tax year on lines 1 and 2.

| | Amount |
|------------------------------------------------------------|--------|
| 1 N/A | |
| | |
| 2 | |
| | |
| 3 All other program-related investments. See instructions. | |
| | |

Total. Add lines 1 through 3 ▶ 0.

Form 990-PF (2015)

Part X **Minimum Investment Return** (All domestic foundations must complete this part. Foreign foundations, see instructions.)

| | | | |
|---|-------------------------------------------------------------------------------------------------------------|----|-------------|
| 1 | Fair market value of assets not used (or held for use) directly in carrying out charitable, etc., purposes: | | |
| a | Average monthly fair market value of securities | 1a | 34,137,962. |
| b | Average of monthly cash balances | 1b | 3,356,746. |
| c | Fair market value of all other assets | 1c | |
| d | Total (add lines 1a, b, and c) | 1d | 37,494,708. |
| e | Reduction claimed for blockage or other factors reported on lines 1a and 1c (attach detailed explanation) | 1e | 0. |
| 2 | Acquisition indebtedness applicable to line 1 assets | 2 | 0. |
| 3 | Subtract line 2 from line 1d | 3 | 37,494,708. |
| 4 | Cash deemed held for charitable activities. Enter 1 1/2% of line 3 (for greater amount, see instructions) | 4 | 562,421. |
| 5 | Net value of noncharitable-use assets Subtract line 4 from line 3. Enter here and on Part V, line 4 | 5 | 36,932,287. |
| 6 | Minimum investment return Enter 5% of line 5 | 6 | 1,846,614. |

Part XI **Distributable Amount** (see instructions) (Section 4942(j)(3) and (j)(5) private operating foundations and certain foreign organizations check here and do not complete this part)

| | | | |
|----|-----------------------------------------------------------------------------------------------------------|----|------------|
| 1 | Minimum investment return from Part X, line 6 | 1 | 1,846,614. |
| 2a | Tax on investment income for 2015 from Part VI, line 5 | 2a | 15,375. |
| b | Income tax for 2015. (This does not include the tax from Part VI.) | 2b | |
| c | Add lines 2a and 2b | 2c | 15,375. |
| 3 | Distributable amount before adjustments. Subtract line 2c from line 1 | 3 | 1,831,239. |
| 4 | Recoveries of amounts treated as qualifying distributions | 4 | 0. |
| 5 | Add lines 3 and 4 | 5 | 1,831,239. |
| 6 | Deduction from distributable amount (see instructions) | 6 | 0. |
| 7 | Distributable amount as adjusted. Subtract line 6 from line 5. Enter here and on Part XIII, line 1 | 7 | 1,831,239. |

Part XII **Qualifying Distributions** (see instructions)

| | | | |
|---|-----------------------------------------------------------------------------------------------------------------------------------|----|------------|
| 1 | Amounts paid (including administrative expenses) to accomplish charitable, etc., purposes: | | |
| a | Expenses, contributions, gifts, etc. - total from Part I, column (d), line 26 | 1a | 1,975,207. |
| b | Program-related investments - total from Part IX-B | 1b | 0. |
| 2 | Amounts paid to acquire assets used (or held for use) directly in carrying out charitable, etc., purposes | 2 | |
| 3 | Amounts set aside for specific charitable projects that satisfy the: | | |
| a | Suitability test (prior IRS approval required) | 3a | |
| b | Cash distribution test (attach the required schedule) | 3b | |
| 4 | Qualifying distributions. Add lines 1a through 3b. Enter here and on Part V, line 8, and Part XIII, line 4 | 4 | 1,975,207. |
| 5 | Foundations that qualify under section 4940(e) for the reduced rate of tax on net investment income. Enter 1% of Part I, line 27b | 5 | 15,375. |
| 6 | Adjusted qualifying distributions Subtract line 5 from line 4 | 6 | 1,959,832. |

Note The amount on line 6 will be used in Part V, column (b), in subsequent years when calculating whether the foundation qualifies for the section 4940(e) reduction of tax in those years.

Part XIII Undistributed Income (see instructions)

| | (a) Corpus | (b) Years prior to 2014 | (c) 2014 | (d) 2015 |
|----------------------------------------------------------------------------------------------------------------------------------------------------------------------------|---------------|----------------------------|-------------|-------------|
| 1 Distributable amount for 2015 from Part XI, line 7 | | | | 1,831,239. |
| 2 Undistributed income, if any, as of the end of 2015 | | | | |
| a Enter amount for 2014 only | | | 1,785,068. | |
| b Total for prior years: | | 0. | | |
| 3 Excess distributions carryover, if any, to 2015: | | | | |
| a From 2010 | | | | |
| b From 2011 | | | | |
| c From 2012 | | | | |
| d From 2013 | | | | |
| e From 2014 | | | | |
| f Total of lines 3a through e | 0. | | | |
| 4 Qualifying distributions for 2015 from Part XII, line 4. ▶ \$ 1,975,207. | | | | |
| a Applied to 2014, but not more than line 2a | | | 1,785,068. | |
| b Applied to undistributed income of prior years (Election required - see instructions) | | 0. | | |
| c Treated as distributions out of corpus (Election required - see instructions) | 0. | | | |
| d Applied to 2015 distributable amount | | | | 190,139. |
| e Remaining amount distributed out of corpus | 0. | | | |
| 5 Excess distributions carryover applied to 2015 (If an amount appears in column (d), the same amount must be shown in column (a)) | 0. | | | 0. |
| 6 Enter the net total of each column as indicated below: | | | | |
| a Corpus: Add lines 3f, 4c, and 4e. Subtract line 5 | 0. | | | |
| b Prior years' undistributed income. Subtract line 4b from line 2b | | 0. | | |
| c Enter the amount of prior years' undistributed income for which a notice of deficiency has been issued, or on which the section 4942(a) tax has been previously assessed | | 0. | | |
| d Subtract line 6c from line 6b. Taxable amount - see instructions | | 0. | | |
| e Undistributed income for 2014. Subtract line 4a from line 2a. Taxable amount - see instr. | | | 0. | |
| f Undistributed income for 2015. Subtract lines 4d and 5 from line 1. This amount must be distributed in 2016 | | | | 1,641,100. |
| 7 Amounts treated as distributions out of corpus to satisfy requirements imposed by section 170(b)(1)(F) or 4942(g)(3) (Election may be required - see instructions) | 0. | | | |
| 8 Excess distributions carryover from 2010 not applied on line 5 or line 7 | 0. | | | |
| 9 Excess distributions carryover to 2016. Subtract lines 7 and 8 from line 6a | 0. | | | |
| 10 Analysis of line 9 | | | | |
| a Excess from 2011 | | | | |
| b Excess from 2012 | | | | |
| c Excess from 2013 | | | | |
| d Excess from 2014 | | | | |
| e Excess from 2015 | | | | |

INMAAT FOUNDATION

Part XIV Private Operating Foundations (see instructions and Part VII-A, question 9) N/A

1 a If the foundation has received a ruling or determination letter that it is a private operating foundation, and the ruling is effective for 2015, enter the date of the ruling ▶

b Check box to indicate whether the foundation is a private operating foundation described in section 4942(j)(3) or 4942(j)(5)

| | Tax year | | | | (e) Total |
|---------------------------------------------------------------------------------------------------------------------------------------------------|----------|----------|----------|----------|-----------|
| | (a) 2015 | (b) 2014 | (c) 2013 | (d) 2012 | |
| 2 a Enter the lesser of the adjusted net income from Part I or the minimum investment return from Part X for each year listed | | | | | |
| b 85% of line 2a | | | | | |
| c Qualifying distributions from Part XII, line 4 for each year listed | | | | | |
| d Amounts included in line 2c not used directly for active conduct of exempt activities | | | | | |
| e Qualifying distributions made directly for active conduct of exempt activities. Subtract line 2d from line 2c | | | | | |
| 3 Complete 3a, b, or c for the alternative test relied upon. | | | | | |
| a "Assets" alternative test - enter: | | | | | |
| (1) Value of all assets | | | | | |
| (2) Value of assets qualifying under section 4942(j)(3)(B)(i) | | | | | |
| b "Endowment" alternative test - enter 2/3 of minimum investment return shown in Part X, line 6 for each year listed | | | | | |
| c "Support" alternative test - enter: | | | | | |
| (1) Total support other than gross investment income (interest, dividends, rents, payments on securities loans (section 512(a)(5)), or royalties) | | | | | |
| (2) Support from general public and 5 or more exempt organizations as provided in section 4942(j)(3)(B)(iii) | | | | | |
| (3) Largest amount of support from an exempt organization | | | | | |
| (4) Gross investment income | | | | | |

Part XV Supplementary Information (Complete this part only if the foundation had \$5,000 or more in assets at any time during the year-see instructions.)

1 **Information Regarding Foundation Managers:**

a List any managers of the foundation who have contributed more than 2% of the total contributions received by the foundation before the close of any tax year (but only if they have contributed more than \$5,000). (See section 507(d)(2).)

NONE

b List any managers of the foundation who own 10% or more of the stock of a corporation (or an equally large portion of the ownership of a partnership or other entity) of which the foundation has a 10% or greater interest.

NONE

2 **Information Regarding Contribution, Grant, Gift, Loan, Scholarship, etc., Programs:**

Check here if the foundation only makes contributions to preselected charitable organizations and does not accept unsolicited requests for funds. If the foundation makes gifts, grants, etc. (see instructions) to individuals or organizations under other conditions, complete items 2a, b, c, and d.

a The name, address, and telephone number or e-mail address of the person to whom applications should be addressed.

b The form in which applications should be submitted and information and materials they should include:

c Any submission deadlines:

d Any restrictions or limitations on awards, such as by geographical areas, charitable fields, kinds of institutions, or other factors:

INMAAT FOUNDATION

Form 990-PF (2015)

C/O: FULTON VITTORIA LLP

45-3814655 Page 11

Part XV Supplementary Information (continued)

3 Grants and Contributions Paid During the Year or Approved for Future Payment

| Recipient Name and address (home or business) | If recipient is an individual, show any relationship to any foundation manager or substantial contributor | Foundation status of recipient | Purpose of grant or contribution | Amount |
|--------------------------------------------------------------------------|--------------------------------------------------------------------------------------------------------------------|--------------------------------------|-------------------------------------|------------|
| a Paid during the year | | | | |
| ACLU FOUNDATION 125 BROAD STREET, 19TH FLOOR NEW YORK, NY 10004 | N/A | PC | WOMEN'S RIGHTS PROJECT | 20,000. |
| ACUMEN FUND 76 NINTH AVENUE, SUITE 315 NEW YORK, NY 10011 | N/A | PC | GENERAL SUPPORT | 75,000. |
| AFGHAN HANDS 395 SOUTH END AVENUE, SUITE 11D NEW YORK, NY 10280 | N/A | PC | GENERAL SUPPORT | 5,000. |
| AFRICAN LEADERSHIP FOUNDATION PO BOX 26730 SAN FRANCISCO, CA 94126 | N/A | PC | GENERAL SUPPORT | 25,000. |
| BRAC USA, INC. 110 WILLIAM STREET, #2902 NEW YORK, NY 10038 | N/A | PC | GENERAL SUPPORT | 10,000. |
| Total SEE CONTINUATION SHEET(S) ▶ 3a | | | | 1,849,000. |
| b Approved for future payment | | | | |
| NONE | | | | |
| | | | | |
| | | | | |
| Total ▶ 3b 0. | | | | |

Part IV Capital Gains and Losses for Tax on Investment Income

| (a) List and describe the kind(s) of property sold, e.g., real estate, 2-story brick warehouse, or common stock, 200 shs. MLC Co. | (b) How acquired P - Purchase D - Donation | (c) Date acquired (mo., day, yr.) | (d) Date sold (mo., day, yr.) |
|--------------------------------------------------------------------------------------------------------------------------------------|--------------------------------------------------|--------------------------------------|----------------------------------|
| 1a SALE OF PUBLICLY TRADED SECURITIES | P | VARIOUS | VARIOUS |
| b BLACKGOLD OPPORTUNITY HEDGEFOCUS FUND LTD | P | VARIOUS | VARIOUS |
| c CS FINISTERRE SOVEREIGN DEBT FUND | P | VARIOUS | VARIOUS |
| d CS GAVEA GLOBAL MACRO FUND LTD | P | VARIOUS | VARIOUS |
| e DOONBEG HEDGEFOCUS FUND LTD | P | VARIOUS | VARIOUS |
| f ABSOLUTE RETURN CAPITAL HEDGE FOCUS FUND LTD | P | VARIOUS | VARIOUS |
| g ACHIEVEMENT FUND LTD. | P | VARIOUS | VARIOUS |
| h BRIGADE CREDIT OFFSHORE FUND II, LTD | P | VARIOUS | VARIOUS |
| i ICONIQ STRATEGIC PARTNERS II-B, LP | P | VARIOUS | VARIOUS |
| j ICONIQ STRATEGIC PARTNERS, LP | P | VARIOUS | VARIOUS |
| k PANNING OVERSEAS FUND, LTD | P | VARIOUS | VARIOUS |
| l PINE RIVER FUND, LTD | P | VARIOUS | VARIOUS |
| m VARDE FUND XI (B) FEEDER LP | P | VARIOUS | VARIOUS |
| n VIRTU INVESTMENT MULTIFAMILY OPPORTUNITY FUND II | P | VARIOUS | VARIOUS |
| o CAPITAL GAINS DIVIDENDS | | | |

| (e) Gross sales price | (f) Depreciation allowed (or allowable) | (g) Cost or other basis plus expense of sale | (h) Gain or (loss) (e) plus (f) minus (g) |
|-----------------------|--------------------------------------------|-------------------------------------------------|----------------------------------------------|
| a 29,100,271. | | 27,964,523. | 1,135,748. |
| b 482,083. | | 650,000. | <167,917.> |
| c 555,988. | | 650,000. | <94,012.> |
| d 644,620. | | 650,000. | <5,380.> |
| e 712,444. | | 650,000. | 62,444. |
| f | | | 55,265. |
| g | | | <1,051.> |
| h | | | 36,114. |
| i | | | 1. |
| j | | | 1,447. |
| k | | | <30,324.> |
| l | | | 26,537. |
| m | | | 7,165. |
| n | | | 45,290. |
| o 3,927. | | | 3,927. |

Complete only for assets showing gain in column (h) and owned by the foundation on 12/31/69

| (i) F.M.V. as of 12/31/69 | (j) Adjusted basis as of 12/31/69 | (k) Excess of col. (i) over col. (j), if any | (l) Losses (from col. (h)) Gains (excess of col. (h) gain over col. (k), but not less than "-0-") |
|---------------------------|--------------------------------------|-------------------------------------------------|---------------------------------------------------------------------------------------------------------|
| a | | | 1,135,748. |
| b | | | <167,917.> |
| c | | | <94,012.> |
| d | | | <5,380.> |
| e | | | 62,444. |
| f | | | 55,265. |
| g | | | <1,051.> |
| h | | | 36,114. |
| i | | | 1. |
| j | | | 1,447. |
| k | | | <30,324.> |
| l | | | 26,537. |
| m | | | 7,165. |
| n | | | 45,290. |
| o | | | 3,927. |

| | | |
|-----------------------------------------------------------------------------------------------------------------------------------------------------------------------------------|---|------------|
| 2 Capital gain net income or (net capital loss) (If gain, also enter in Part I, line 7 If (loss), enter "-0-" in Part I, line 7) | 2 | 1,075,254. |
| 3 Net short-term capital gain or (loss) as defined in sections 1222(5) and (6): If gain, also enter in Part I, line 8, column (c). If (loss), enter "-0-" in Part I, line 8 | 3 | N/A |

FORM 990-PF INTEREST ON SAVINGS AND TEMPORARY CASH INVESTMENTS STATEMENT 1

| SOURCE | (A) REVENUE PER BOOKS | (B) NET INVESTMENT INCOME | (C) ADJUSTED NET INCOME |
|-------------------------|-----------------------------|---------------------------------|-------------------------------|
| CREDIT SUISSE | 2,738. | 2,738. | |
| ICONIQ | 34. | 34. | |
| UBS | 1. | 1. | |
| TOTAL TO PART I, LINE 3 | 2,773. | 2,773. | |

FORM 990-PF DIVIDENDS AND INTEREST FROM SECURITIES STATEMENT 2

| SOURCE | GROSS AMOUNT | CAPITAL GAINS DIVIDENDS | (A) REVENUE PER BOOKS | (B) NET INVEST- MENT INCOME | (C) ADJUSTED NET INCOME |
|-----------------------------------------------------|-----------------|-------------------------------|-----------------------------|-----------------------------------|-------------------------------|
| CREDIT SUISSE | 490,222. | 3,797. | 486,425. | 453,425. | |
| GCM GROSVENOR GSOCS II FEEDER HOLDINGS, LP | 165. | 0. | 165. | 165. | |
| ICONIQ | 244,033. | 130. | 243,903. | 243,854. | |
| ICONIQ STRATEGIC PARTNERS, LP | 63. | 0. | 63. | 63. | |
| PRIME FINANCE PARTNERS III, LP | 18,170. | 0. | 18,170. | 18,170. | |
| UBS | 13,590. | 0. | 13,590. | 13,590. | |
| VARDE FUND XI (B) FEEDER LP | 9,916. | 0. | 9,916. | 9,711. | |
| VIRTU INVESTMENT MULTIFAMILY OPPORTUNITY FUND | 1. | 0. | 1. | 1. | |
| TO PART I, LINE 4 | 776,160. | 3,927. | 772,233. | 738,979. | |

| | | | |
|-------------|--------------|-----------|---|
| FORM 990-PF | OTHER INCOME | STATEMENT | 3 |
|-------------|--------------|-----------|---|

| DESCRIPTION | (A) REVENUE PER BOOKS | (B) NET INVEST- MENT INCOME | (C) ADJUSTED NET INCOME |
|----------------------------------------------|-----------------------------|-----------------------------------|-------------------------------|
| OTHER PARTNERSHIP LOSSES | 5,189. | 12,289. | |
| OTHER INVESTMENT INCOME | 49,155. | 49,155. | |
| TOTAL TO FORM 990-PF, PART I, LINE 11 | 54,344. | 61,444. | |

| | | | |
|-------------|------------|-----------|---|
| FORM 990-PF | LEGAL FEES | STATEMENT | 4 |
|-------------|------------|-----------|---|

| DESCRIPTION | (A) EXPENSES PER BOOKS | (B) NET INVEST- MENT INCOME | (C) ADJUSTED NET INCOME | (D) CHARITABLE PURPOSES |
|-----------------------------------|------------------------------|-----------------------------------|-------------------------------|-------------------------------|
| VITTORIA PURDY & CAVALLARO LLP | 61,995. | 0. | | 61,995. |
| TO FM 990-PF, PG 1, LN 16A | 61,995. | 0. | | 61,995. |

| | | | |
|-------------|-----------------|-----------|---|
| FORM 990-PF | ACCOUNTING FEES | STATEMENT | 5 |
|-------------|-----------------|-----------|---|

| DESCRIPTION | (A) EXPENSES PER BOOKS | (B) NET INVEST- MENT INCOME | (C) ADJUSTED NET INCOME | (D) CHARITABLE PURPOSES |
|-------------------------------------|------------------------------|-----------------------------------|-------------------------------|-------------------------------|
| PKF O'CONNOR DAVIES, LLP | 39,284. | 0. | | 39,034. |
| WANT & ENDER | 6,856. | 0. | | 6,856. |
| PRESTI & NAEGELE | 16,800. | 0. | | 16,800. |
| TO FORM 990-PF, PG 1, LN 16B | 62,940. | 0. | | 62,690. |

FORM 990-PF **OTHER PROFESSIONAL FEES** **STATEMENT 6**

| DESCRIPTION | (A) EXPENSES PER BOOKS | (B) NET INVEST- MENT INCOME | (C) ADJUSTED NET INCOME | (D) CHARITABLE PURPOSES |
|----------------------------------|------------------------------|-----------------------------------|-------------------------------|-------------------------------|
| INVESTMENT AND CUSTODIAL FEES | 299,495. | 299,495. | | 0. |
| TO FORM 990-PF, PG 1, LN 16C | 299,495. | 299,495. | | 0. |

FORM 990-PF **TAXES** **STATEMENT 7**

| DESCRIPTION | (A) EXPENSES PER BOOKS | (B) NET INVEST- MENT INCOME | (C) ADJUSTED NET INCOME | (D) CHARITABLE PURPOSES |
|-----------------------------|------------------------------|-----------------------------------|-------------------------------|-------------------------------|
| FOREIGN TAXES | 17,239. | 17,239. | | 0. |
| UBI TAX | 1,000. | 0. | | 0. |
| TO FORM 990-PF, PG 1, LN 18 | 18,239. | 17,239. | | 0. |

FORM 990-PF **OTHER EXPENSES** **STATEMENT 8**

| DESCRIPTION | (A) EXPENSES PER BOOKS | (B) NET INVEST- MENT INCOME | (C) ADJUSTED NET INCOME | (D) CHARITABLE PURPOSES |
|-----------------------------|------------------------------|-----------------------------------|-------------------------------|-------------------------------|
| INSURANCE | 750. | 0. | | 750. |
| FILING FEES | 750. | 0. | | 750. |
| FEES AND BANK CHARGES | 1,766. | 1,732. | | 0. |
| OTHER PARTNERSHIP EXPENSES | 35,328. | 21,201. | | 0. |
| MISCELLANEOUS EXPENSES | 22. | 0. | | 22. |
| TO FORM 990-PF, PG 1, LN 23 | 38,616. | 22,933. | | 1,522. |

FORM 990-PF U.S. AND STATE/CITY GOVERNMENT OBLIGATIONS STATEMENT 9

| DESCRIPTION | U.S. GOV'T | OTHER GOV'T | BOOK VALUE | FAIR MARKET VALUE |
|--------------------------------------------------|---------------|----------------|------------|----------------------|
| ATTACHMENT A | | X | 8,014,984. | 8,014,984. |
| TOTAL U.S. GOVERNMENT OBLIGATIONS | | | | |
| TOTAL STATE AND MUNICIPAL GOVERNMENT OBLIGATIONS | | | 8,014,984. | 8,014,984. |
| TOTAL TO FORM 990-PF, PART II, LINE 10A | | | 8,014,984. | 8,014,984. |

FORM 990-PF CORPORATE STOCK STATEMENT 10

| DESCRIPTION | BOOK VALUE | FAIR MARKET VALUE |
|-----------------------------------------|-------------|----------------------|
| ATTACHMENT A | 11,778,456. | 11,778,456. |
| TOTAL TO FORM 990-PF, PART II, LINE 10B | 11,778,456. | 11,778,456. |

FORM 990-PF CORPORATE BONDS STATEMENT 11

| DESCRIPTION | BOOK VALUE | FAIR MARKET VALUE |
|-----------------------------------------|------------|----------------------|
| ATTACHMENT A | 2,515,036. | 2,515,036. |
| TOTAL TO FORM 990-PF, PART II, LINE 10C | 2,515,036. | 2,515,036. |

FORM 990-PF OTHER INVESTMENTS STATEMENT 12

| DESCRIPTION | VALUATION METHOD | BOOK VALUE | FAIR MARKET VALUE |
|-----------------------------------------------|---------------------|------------|----------------------|
| ATTACHMENT A-MUTUAL FUNDS | FMV | 317,389. | 317,389. |
| ATTACHMENT A-EXCHANGE-TRADED PRODUCTS | FMV | 651,047. | 651,047. |
| CARTICA CAPITAL PARTNERS (CAYMAN) LTD | FMV | 205,047. | 205,047. |
| CS SECURITIZED PRODUCTS FUND LTD | FMV | 1,315,484. | 1,315,484. |
| GCM GROSVENOR GSOCS II FEEDER HOLDINGS, LP | FMV | 223,516. | 223,516. |

| | | | |
|----------------------------------------|-----|------------|------------|
| ICONIQ STRATEGIC PARTNERS II-B, LP | FMV | 185,322. | 185,322. |
| ICONIQ STRATEGIC PARTNERS, LP | FMV | 703,946. | 703,946. |
| ICQ INVESTMENTS, LP (SERIES IV) | FMV | 301,336. | 301,336. |
| ICQ INVESTMENTS, LP (SERIES V) | FMV | 52,042. | 52,042. |
| LUXOR CAPITAL PARTNERS OFFSHORE LTD | FMV | 369,600. | 369,600. |
| MARCATO INTERNATIONAL FUND, LTD | FMV | 520,404. | 520,404. |
| PANNING OVERSEAS FUND LTD | FMV | 402,316. | 402,316. |
| PRIME FINANCE PARTNERS III, LP | FMV | 134,443. | 134,443. |
| SOROBAN CAYMAN FUND LTD | FMV | 329,493. | 329,493. |
| STRATEGIC PARTNERS FUND VI | FMV | 837,858. | 837,858. |
| TIDE POINT HEDGE FOCUS FUND LTD | FMV | 463,081. | 463,081. |
| TRILOGY MULTIFAMILY FUND II, LP | FMV | 85,132. | 85,132. |
| VARDE FUND XI (B) FEEDER LP | FMV | 316,862. | 316,862. |
| VIRTU INVESTMENTS MULTIFAMILY | FMV | | |
| OPPORTUNITY FUND II, LP | | 189,218. | 189,218. |
| ATTACHMENT A-STRUCTURED PRODUCTS | FMV | 2,164,295. | 2,164,295. |
| DRAWBRIDGE SPECIAL OPPORTUNITIES | FMV | | |
| OFFSHORE FUND LTD | | 75,457. | 75,457. |
| TOTAL TO FORM 990-PF, PART II, LINE 13 | | 9,843,288. | 9,843,288. |

| FORM 990-PF | OTHER ASSETS | | STATEMENT 13 |
|----------------------------------|----------------------------|------------------------|-------------------|
| DESCRIPTION | BEGINNING OF YR BOOK VALUE | END OF YEAR BOOK VALUE | FAIR MARKET VALUE |
| INVESTMENT MADE IN ADVANCE | 75,000. | 70,000. | 70,000. |
| TO FORM 990-PF, PART II, LINE 15 | 75,000. | 70,000. | 70,000. |

INMAAT FOUNDATION
C/O: FULTON VITTORIA LLP

45-3814655

Part XV Supplementary Information

3 Grants and Contributions Paid During the Year (Continuation)

| Recipient Name and address (home or business) | If recipient is an individual, show any relationship to any foundation manager or substantial contributor | Foundation status of recipient | Purpose of grant or contribution | Amount |
|--------------------------------------------------------------------------------------------------------------------|--------------------------------------------------------------------------------------------------------------------|--------------------------------------|-----------------------------------------------------------|-------------------|
| CAMPED USA 465 CALIFORNIA ST, SUITE 626 SAN FRANCISCO, CA 94104 | N/A | PC | GENERAL SUPPORT | 10,000. |
| CARE USA 535 EIGHT AVENUE, SUITE 401 NEW YORK, NY 10018 | N/A | PC | GENERAL SUPPORT | 15,000. |
| CENTER FOR BIOLOGICAL DIVERSITY P.O. BOX 710 TUCSON, AZ 85702-0710 | N/A | PC | GENERAL SUPPORT | 25,000. |
| CENTER FOR REPRODUCTIVE RIGHTS 199 WATER STREET, 22ND FLOOR NEW YORK, NY 10038 | N/A | PC | GENERAL SUPPORT | 10,000. |
| CHARITIES AID FOUNDATION AMERICA 1800 DIAGONAL ROAD, SUITE 150 ALEXANDRIA, VA 22314-2840 | N/A | PC | CHERIE BLAIR FOUNDATION FOR WOMEN | 7,500. |
| CHARITY WATER 40 WORTH STREET, SUITE 330 NEW YORK, NY 10013 | N/A | PC | THE WELL | 24,000. |
| CHARITY WATER 40 WORTH STREET, SUITE 330 NEW YORK, NY 10013 | N/A | PC | \$25K GENERAL & \$25K BRITISH VIRGIN ISLANDS FOUND. | 50,000. |
| COALITION AGAINST TRAFFICKING IN WOMEN - INTERNATIONAL 121 WEST 27TH STREET, SUITE 704 NEW YORK, NY 10001 | N/A | PC | GENERAL SUPPORT | 10,000. |
| CREATING HOPE INTERNATIONAL P.O. BOX 1058 DEARBORN, MI 48121 | N/A | PC | GENERAL SUPPORT | 10,000. |
| DAYS FOR GIRLS 1610 B GROVER STREET, SUITE B22 LYNDEN, WA 98264 | N/A | PC | GENERAL SUPPORT | 2,500. |
| Total from continuation sheets | | | | 1,714,000. |

Part XV Supplementary Information

3 Grants and Contributions Paid During the Year (Continuation)

| Recipient Name and address (home or business) | If recipient is an individual, show any relationship to any foundation manager or substantial contributor | Foundation status of recipient | Purpose of grant or contribution | Amount |
|---------------------------------------------------------------------------------------|--------------------------------------------------------------------------------------------------------------------|--------------------------------------|-------------------------------------|----------|
| DEVELOPMENTS IN LITERACY INC. 17320 RED HILL AVENUE, SUITE 120 IRVING, CA 92614 | N/A | PC | GENERAL SUPPORT | 10,000. |
| DONOR DIRECT ACTION 25 CENTRAL PARK WEST 9I NEW YORK, NY 10023 | N/A | PC | GENERAL SUPPORT | 15,000. |
| DONOR DIRECT ACTION 25 CENTRAL PARK WEST 9I NEW YORK, NY 10023 | N/A | PC | EMBRACE DIGNITY | 5,000. |
| DONOR DIRECT ACTION 25 CENTRAL PARK WEST 9I NEW YORK, NY 10023 | N/A | PC | MARTA RESOURCE CENTRE FOR WOMEN | 5,000. |
| DONOR DIRECT ACTION 25 CENTRAL PARK WEST 9I NEW YORK, NY 10023 | N/A | PC | SPACE INTERNATIONAL | 10,000. |
| DONOR DIRECT ACTION 25 CENTRAL PARK WEST 9I NEW YORK, NY 10023 | N/A | PC | SYNERGIE DES FEMMES | 5,000. |
| DONOR DIRECT ACTION 25 CENTRAL PARK WEST 9I NEW YORK, NY 10023 | N/A | PC | WOMEN'S CENTRE FOR LEGAL AID | 5,000. |
| DONOR DIRECT ACTION 25 CENTRAL PARK WEST 9I NEW YORK, NY 10023 | N/A | PC | WOMEN'S RIGHTS ADVANCEMENT | 5,000. |
| ENVIRONMENTAL WORKING GROUP 1436 U ST. NW #100 WASHINGTON, DC 20009 | N/A | PC | GENERAL SUPPORT | 10,000. |
| EQUALITY NOW 250 WEST 57TH STREET, SUITE 7120 NEW YORK, NY 10107 | N/A | PC | GENERAL SUPPORT | 125,000. |
| Total from continuation sheets | | | | |

Part XV Supplementary Information

3 Grants and Contributions Paid During the Year (Continuation)

| Recipient Name and address (home or business) | If recipient is an individual, show any relationship to any foundation manager or substantial contributor | Foundation status of recipient | Purpose of grant or contribution | Amount |
|----------------------------------------------------------------------------------------------------------------------|--------------------------------------------------------------------------------------------------------------------|--------------------------------------|-------------------------------------|---------|
| FINCA INTERNATIONAL, INC. 1201 15TH ST, NW, 8TH FLOOR WASHINGTON, DC 20005 | N/A | PC | GENERAL SUPPORT | 20,000. |
| FISTULA FOUNDATION 1922 THE ALAMEDA, SUITE 302 SAN JOSE, CA 95126 | N/A | PC | GENERAL SUPPORT | 10,000. |
| GIRLS EDUCATIONAL AND MENTORING SERVICES INC. (GEMS) 201 WEST 148TH STREET, GROUND FLOOR NEW YORK, NY 10039 | N/A | PC | GENERAL SUPPORT | 5,000. |
| GLOBAL FOUNDATION FOR HUMANITY 35 CUNNINGHAM DRIVE MONROE, NY 10950 | N/A | PC | THE VEERNI PROJECT | 10,000. |
| GLOBAL FUND FOR WOMEN 800 MARKET STREET, 7TH FLOOR SAN FRANCISCO, CA 94102 | N/A | PC | GENERAL SUPPORT | 50,000. |
| HEALING HANDS OF JOY 294 CLINTON STREET, #2 BROOKLYN, NY 11201 | N/A | PC | GENERAL SUPPORT | 15,000. |
| HEARTS OF GOLD, INC. 7 WEST 25TH STREET NEW YORK, NY 10010 | N/A | PC | GENERAL SUPPORT | 10,000. |
| HUMANE SOCIETY OF THE US 2100 L. ST., NW WASHINGTON, DC 20037 | N/A | PC | GENERAL SUPPORT | 20,000. |
| INDIA DEVELOPMENT & RELIEF FUND INC. 5821 MOSSROCK DRIVE NORTH BETHESDA, MD 20852 | N/A | PC | LILA POONWALLA FOUNDATION | 15,000. |
| KAKENYA CENTER FOR EXCELLENCE 1717 K STREET NW, SUITE 1050 WASHINGTON, DC 20006 | N/A | PC | GENERAL SUPPORT | 5,000. |
| Total from continuation sheets | | | | |

INMAAT FOUNDATION
C/O: FULTON VITTORIA LLP

45-3814655

Part XV Supplementary Information

3 Grants and Contributions Paid During the Year (Continuation)

| Recipient Name and address (home or business) | If recipient is an individual, show any relationship to any foundation manager or substantial contributor | Foundation status of recipient | Purpose of grant or contribution | Amount |
|-----------------------------------------------------------------------------------------|--------------------------------------------------------------------------------------------------------------------|--------------------------------------|-------------------------------------|----------|
| KICKSTART INTERNATIONAL - USA 123 10TH STREET SAN FRANCISCO, CA 94103 | N/A | PC | GENERAL SUPPORT | 5,000. |
| MARIPOSA DR FOUNDATION 421 N. AURORA STREET ITHACA, NY 14850 | N/A | PC | GENERAL SUPPORT | 5,000. |
| MOUNTAIN 2 MOUNTAIN PO BOX 7399 BRECKENRIDGE, CO 80424 | N/A | PC | GENERAL SUPPORT | 2,500. |
| MS. FOUNDATION FOR WOMEN INC. 12 METRO TECH CENTER, 26TH FLOOR BROOKLYN, NY 11201 | N/A | PC | GENERAL SUPPORT | 5,000. |
| NATURAL RESOURCES DEFENSE COUNSEL 40 WEST 20TH STREET NEW YORK, NY 10011 | N/A | PC | GENERAL SUPPORT | 50,000. |
| NATURE CONSERVANCY 255 ALHAMBRA CIRCLE, SUITE 640 CORAL GABLES, FL 33134 | N/A | PC | CARIBBEAN CHALLENGE PROGRAM | 125,000. |
| NEW YORK WOMEN'S FOUNDATION 39 BROADWAY, 23RD FLOOR NEW YORK, NY 10006 | N/A | PC | GENERAL SUPPORT | 50,000. |
| NONTRADITIONAL EMPLOYMENT FOR WOMEN 243 WEST 20TH STREET NEW YORK, NY 10011 | N/A | PC | GENERAL SUPPORT | 25,000. |
| NOT FOR SALE 2225 3RD STREET SAN FRANCISCO, CA 94107 | N/A | PC | GENERAL SUPPORT | 5,000. |
| PARTNERS IN HEALTH 888 COMMONWEALTH AVENUE, 3RD FLOOR BOSTON, MA 02215 | N/A | PC | GENERAL SUPPORT | 20,000. |
| Total from continuation sheets | | | | |

Part XV Supplementary Information

3 Grants and Contributions Paid During the Year (Continuation)

| Recipient Name and address (home or business) | If recipient is an individual, show any relationship to any foundation manager or substantial contributor | Foundation status of recipient | Purpose of grant or contribution | Amount |
|---------------------------------------------------------------------------------|--------------------------------------------------------------------------------------------------------------------|--------------------------------------|-------------------------------------|----------|
| PLAN INTERNATIONAL USA INC 155 PLAN WAY WARWICK, RI 02886 | N/A | PC | BECAUSE I AM A GIRL CAMPAIGN | 25,000. |
| PLANNED PARENTHOOD 434 WEST 33RD STREET, 12TH FLOOR NEW YORK, NY 10001 | N/A | PC | GENERAL SUPPORT | 125,000. |
| PLANNED PARENTHOOD OF NEW YORK CITY 26 BLEECKER STREET NEW YORK, NY 10012 | N/A | PC | GENERAL SUPPORT | 125,000. |
| POLARIS PROJECT P.O. BOX 65323 WASHINGTON, DC 20035 | N/A | PC | GENERAL SUPPORT | 15,000. |
| ROBIN HOOD FOUNDATION 826 BROADWAY, 9TH FLOOR NEW YORK, NY 10003 | N/A | PC | GENERAL SUPPORT | 20,000. |
| ROOM TO READ 465 CALIFORNIA STREET, SUITE 1000 SAN FRANCISCO, CA 94104 | N/A | PC | GIRL'S EDUCATION PROGRAM | 200,000. |
| SAMASOURCE INC. 2017 MISSION STREET, SUITE 301 SAN FRANCISCO, CA 94110 | N/A | PC | GENERAL SUPPORT | 5,000. |
| SHADHIKA PROJECT INC. 3253 VALLEJO STREET DENVER, CO 80211 | N/A | PC | GENERAL SUPPORT | 2,500. |
| SHE'S THE FIRST PO BOX 20483, COLUMBUS CIRCLE STATION NEW YORK, NY 10023 | N/A | PC | GENERAL SUPPORT | 15,000. |
| SKATEISTAN USA PO BOX 329 405 EL CAMINO REAL MENLO PARK, CA 94025-5240 | N/A | PC | GENERAL SUPPORT | 10,000. |
| Total from continuation sheets | | | | |

Part XV Supplementary Information

3 Grants and Contributions Paid During the Year (Continuation)

| Recipient Name and address (home or business) | If recipient is an individual, show any relationship to any foundation manager or substantial contributor | Foundation status of recipient | Purpose of grant or contribution | Amount |
|-----------------------------------------------------------------------------------------------------|--------------------------------------------------------------------------------------------------------------------|--------------------------------------|-------------------------------------|---------|
| SUSTAINABLE HEALTH ENTERPRISES INC 175 VARICK STREET, 6TH FLOOR NEW YORK, NY 10014 | N/A | PC | GENERAL SUPPORT | 15,000. |
| THE GLOBAL GIVING FOUNDATION 1110 VERMONT AVE NW, SUITE 550 WASHINGTON, DC 20005 | N/A | PC | GIRL EFFECT FUND - PROJECT #2150 | 10,000. |
| TOO YOUNG TO WED PO BOX 897 MOHEGAN LAKE, NY 10547 | N/A | PC | GENERAL SUPPORT | 5,000. |
| UNION OF CONCERNED SCIENTISTS INC TWO BRATTLE SQ. CAMBRIDGE, MA 02138-3780 | N/A | PC | GENERAL SUPPORT | 10,000. |
| V DAY 111 EAST 14TH STREET, #188 NEW YORK, NY 10003 | N/A | PC | GENERAL SUPPORT | 25,000. |
| VIRGIN UNITE 65 BLEECKER STREET, FLOOR 6 NEW YORK, NY 10012 | N/A | PC | GENERAL SUPPORT | 50,000. |
| VIRGIN UNITE 65 BLEECKER STREET, FLOOR 6 NEW YORK, NY 10012 | N/A | PC | THE ELDERS | 25,000. |
| VITAL VOICES GLOBAL PARTNERSHIP 1625 MASSACHUSETTS AVENUE, NW, SUITE 300 WASHINGTON, DC 20036 | N/A | PC | GENERAL SUPPORT | 50,000. |
| WILDAID 744 MONTGOMERY STREET, SUITE 300 SAN FRANCISCO, CA 94111 | N/A | PC | GENERAL SUPPORT | 10,000. |
| WILDLIFE CONSERVATION SOCIETY 2300 SOUTHERN BLVD BRONX, NY 10460 | N/A | PC | GENERAL SUPPORT | 25,000. |
| Total from continuation sheets | | | | |

Part XV Supplementary Information

3 Grants and Contributions Paid During the Year (Continuation)

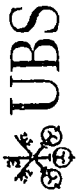
| Recipient Name and address (home or business) | If recipient is an individual, show any relationship to any foundation manager or substantial contributor | Foundation status of recipient | Purpose of grant or contribution | Amount |
|--------------------------------------------------------------------------------------|--------------------------------------------------------------------------------------------------------------------|--------------------------------------|-------------------------------------|---------|
| WITNESS INC 80 HANSEN PLACE, 5TH FLOOR BROOKLYN, NY 11217 | N/A | PC | CAMPAIGN TO END GENDER VIOLENCE | 25,000. |
| WOMEN FOR WOMEN INTERNATIONAL 2000 M STREET NW, SUITE 200 WASHINGTON, DC 20036 | N/A | PC | GENERAL SUPPORT | 75,000. |
| WOMENS EDUCATION PROJECT 244 FIFTH AVENUE, W208 NEW YORK, NY 10001 | N/A | PC | GENERAL SUPPORT | 15,000. |
| WOMENS' MEDIA CENTER 1825 K STREET NW, SUITE 400 WASHINGTON, DC 20006 | N/A | PC | GENERAL SUPPORT | 10,000. |
| WORLDWIDE FISTULA FUND 1100 E. WOODFIELD RD, SUITE 350 SCHAUMBERG, IL 60173 | N/A | PC | GENERAL SUPPORT | 10,000. |
| | | | | |
| | | | | |
| | | | | |
| | | | | |
| | | | | |
| Total from continuation sheets | | | | |

The InMaat Foundation
 EIN#: 45-3814655
 Schedule of Portfolio Holdings
 December 31, 2015

| | Equities | Exchange traded products | Structured Products | Corporate Bonds | Mutual Funds | US and State Government Obligations | Total |
|-----------------|-------------------|--------------------------|---------------------|------------------|----------------|-------------------------------------|-------------------|
| ATTACHMENT A-1 | | 288,455 | 2,164,295 | | | | 2,452,750 |
| ATTACHMENT A-2 | 1,740,552 | | | | | | 1,740,552 |
| ATTACHMENT A-3 | 1,236,578 | | | | | | 1,236,578 |
| ATTACHMENT A-4 | 1,303,902 | | | | | | 1,303,902 |
| ATTACHMENT A-5 | 1,628,267 | | | | | | 1,628,267 |
| ATTACHMENT A-6 | 1,481,920 | | | 663,027 | | 5,804,932 | 1,481,920 |
| ATTACHMENT A-7 | 4,387,237 | | | | | | 6,467,959 |
| ATTACHMENT A-8 | | 362,592 | | | 317,389 | | 4,387,237 |
| ATTACHMENT A-9 | | | | 1,852,009 | | 2,210,052 | 679,981 |
| ATTACHMENT A-10 | | 651,047 | 2,164,295 | 2,515,036 | 317,389 | 8,014,984 | 4,062,061 |
| | 11,778,456 | 651,047 | 2,164,295 | 2,515,036 | 317,389 | 8,014,984 | 25,441,207 |

The InMaat Foundation
 EIN#: 45-3814655
 Schedule of Portfolio Holdings
 December 31, 2015

| | Equities | Exchange traded products | Structured Products | Corporate Bonds | Mutual Funds | US and State Government Obligations | Total |
|-----------------|-------------------|--------------------------|---------------------|------------------|----------------|-------------------------------------|-------------------|
| ATTACHMENT A-1 | | 288,455 | 2,164,295 | | | | 2,452,750 |
| ATTACHMENT A-2 | 1,740,552 | | | | | | 1,740,552 |
| ATTACHMENT A-3 | 1,236,578 | | | | | | 1,236,578 |
| ATTACHMENT A-4 | 1,303,902 | | | | | | 1,303,902 |
| ATTACHMENT A-5 | 1,628,267 | | | | | | 1,628,267 |
| ATTACHMENT A-6 | 1,481,920 | | | 663,027 | | 5,804,932 | 1,481,920 |
| ATTACHMENT A-7 | | | | | | | 6,467,959 |
| ATTACHMENT A-8 | 4,387,237 | 362,592 | | | 317,389 | | 4,387,237 |
| ATTACHMENT A-9 | | | | 1,852,009 | | 2,210,053 | 679,981 |
| ATTACHMENT A-10 | | | | 2,515,036 | | 8,014,985 | 4,062,062 |
| | 11,778,456 | 651,047 | 2,164,295 | 2,515,036 | 317,389 | 8,014,985 | 25,441,209 |



Business Services Account
December 2015

EIN#: 45-3814655

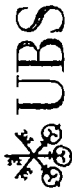
Account name: INMAAT FOUNDATION

Equities

Structured products

| Holding | Trade date | Quantity | Purchase price/ Average price per share (\$) | Cost basis (\$) | Price per share on Dec 31 (\$) | Value on Dec 31 (\$) | Unrealized gain or loss (\$) | Holding period |
|-----------------------------------------------------------------|------------|---------------|----------------------------------------------------|--------------------|-----------------------------------|-------------------------|---------------------------------|-------------------|
| CRDT SUISSE GROUP AG NY CERTIFICATE PLUS SX5E | | 1,000,000 000 | --- | --- | 101 210 | 1,012,100 00 | | |
| ---This information was unavailable--- | | | | | | | | |
| CREDIT SUISSE NEW YORK CALLABLE YIELD NOTE SPX, RTY, SX5E | | 250,000 000 | --- | --- | 94 880 | 237,200 00 | | |
| ---This information was unavailable--- | | | | | | | | |
| ACCRUED INTEREST \$2,055 55 EAL \$20,000 Current yield 8.43% | | | | | | | | |

continued next page



Business Services Account
December 2015

Account name

INMAAT FOUNDATION

EIN#: 45-3814655

Your assets • Equities • Structured products (continued)

| Holding | Trade date | Quantity | Purchase price/ Average price per share (\$) | Cost basis (\$) | Price per share on Dec 31 (\$) | Value on Dec 31 (\$) | Unrealized gain or loss (\$) | Holding period |
|--------------------------------------------------------------|------------|-------------|----------------------------------------------------|--------------------|-----------------------------------|-------------------------|---------------------------------|-------------------|
| JPMORGAN CHASE BK CALLABLE YIELD NOTE SPXRTY/SX5E | | | | | | | | |
| ACCRUED INTEREST \$6,508.32 | | | | | | | | |
| EAI \$33,000 Current yield 8.57% | | 400,000.000 | --- | --- | 96.310 | 385,240.00 | | |
| ---This information was unavailable--- | | | | | | | | |
| JPMORGAN CHASE BK NATL CALLABLE YIELD NOTE SPXRTY/SX5E | | | | | | | | |
| ACCRUED INTEREST \$2,454.18 | | | | | | | | |
| EAI \$23,250 Current yield 8.16% | | 300,000.000 | --- | --- | 95.010 | 285,030.00 | | |
| ---This information was unavailable--- | | | | | | | | |
| JPMORGAN CHASE BK NATL CALLABLE YIELD NOTE SPXRTY/SX5E | | | | | | | | |
| ACCRUED INTEREST \$2,760.42 | | | | | | | | |
| EAI \$33,125 Current yield 13.54% | | 250,000.000 | --- | --- | 97.890 | 244,725.00 | | |
| ---This information was unavailable--- | | | | | | | | |
| Total Structured products | | | | | | \$2,164,295.00 | | |

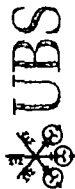
Closed end funds & Exchange traded products

| Holding | Number of shares | Purchase price/ Average price per share (\$) | Client investment (\$) | Cost basis (\$) | Price per share on Dec 31 (\$) | Value on Dec 31 (\$) | Unrealized (tax) gain or loss (\$) | Investment return (\$) | Holding period |
|-----------------------------------------------------|---------------------|----------------------------------------------------|---------------------------|--------------------|-----------------------------------|-------------------------|---------------------------------------|---------------------------|-------------------|
| CREDIT SUISSE X-JUNKS CUSHING ETN Symbol MLPN | | | | | | | | | |
| Trade date Jul 17, 12 | 500,000 | 24.070 | 12,035.00 | 12,035.00 | 18.610 | 9,305.00 | -2,730.00 | | LT |
| Trade date Jul 18, 12 | 4,500,000 | 24.262 | 109,180.00 | 109,180.00 | 18.610 | 83,745.00 | -25,435.00 | | LT |
| Trade date Aug 8, 12 | 10,500,000 | 24.200 | 254,100.00 | 254,100.00 | 18.610 | 195,405.00 | -58,695.00 | | LT |
| EAI \$24,552 Current yield 8.51% | | | | | | | | | |
| Security total Exchange traded products | 15,500,000 | 24.214 | 375,315.00 | 375,315.00 | 288,455.00 | -86,860.00 | | | |

EIN#: 45-3814655

Account name: INMAAT FOUNDATION

ACCESS
December 2015



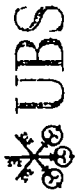
Your assets

Equities

Common stock

| Holding | Trade date | Number of shares | Purchase price/average price per share (\$) | Cost basis (\$) | Price per share on Dec 31 (\$) | Value on Dec 31 (\$) | Unrealized gain or loss (\$) | Holding period |
|------------------------------|------------|------------------|---------------------------------------------|-----------------|--------------------------------|----------------------|------------------------------|----------------|
| change OTC | | | | | | | | |
| EAI 5377 Current yield 0.79% | Aug 9, 12 | 165,000 | 37.943 | 6,298.70 | 55.680 | 9,242.88 | 2,944.18 | LT |
| | Dec 19, 12 | 532,000 | 38.198 | 20,321.34 | 55.680 | 29,621.76 | 9,300.42 | LT |
| | May 8, 15 | 158,000 | 55.707 | 8,801.77 | 55.680 | 8,797.44 | -4.33 | ST |
| Security total | | 856,000 | 41.381 | 35,421.81 | | 47,662.08 | 12,240.27 | |
| APTARGROUP INC | | | | | | | | |
| Symbol ATR Exchange NYSE | | | | | | | | |
| EAI 5581 Current yield 1.65% | Aug 9, 12 | 111,000 | 49.708 | 5,517.59 | 72.650 | 8,064.15 | 2,546.56 | LT |
| | Dec 19, 12 | 273,000 | 48.239 | 13,169.49 | 72.650 | 19,833.45 | 6,663.96 | LT |
| | May 8, 15 | 100,000 | 63.388 | 6,338.80 | 72.650 | 7,265.00 | 926.20 | ST |
| Security total | | 484,000 | 51.706 | 25,025.88 | | 35,162.60 | 10,136.72 | |

continued next page



ACCESS
December 2015

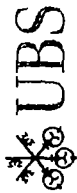
EIN#: 45-3814655

Account name: INMAAT FOUNDATION

Your assets • Equities • Common stock (continued)

| Holding | Trade date | Number of shares | Purchase price/Average price per share (\$) | Cost basis (\$) | Price per share on Dec 31 (\$) | Value on Dec 31 (\$) | Unrealized gain or loss (\$) | Holding period |
|----------------------------------------|------------|------------------|---------------------------------------------|-----------------|--------------------------------|----------------------|------------------------------|----------------|
| ARTISAN PARTNERS ASSET MGMT INC | | | | | | | | |
| Symbol APAM Exchange NYSE | | | | | | | | |
| EAI \$4,630 Current yield 6.66% | | | | | | | | |
| | Oct 1, 14 | 500 000 | 51.668 | 25,834.09 | 36.060 | 18,030.00 | -7,804.09 | LT |
| | Oct 28, 14 | 572 000 | 49.308 | 28,204.67 | 36.060 | 20,626.32 | -7,578.35 | LT |
| | Feb 6, 15 | 224 000 | 48.399 | 10,841.53 | 36.060 | 8,077.44 | -2,764.09 | ST |
| | May 8, 15 | 303 000 | 45.206 | 13,697.67 | 36.060 | 10,926.18 | -2,771.49 | ST |
| | Dec 23, 15 | 330 000 | 36.899 | 12,176.97 | 36.060 | 11,899.80 | -277.17 | ST |
| Security total | | 1,929 000 | 47.048 | 90,754.93 | | 69,559.74 | -21,195.19 | |
| ASPEN TECHNOLOGY INC DEL | | | | | | | | |
| CHANGE IN STATE OF INC | | | | | | | | |
| Symbol AZPN Exchange OTC | | | | | | | | |
| | Dec 30, 14 | 403 000 | 35.690 | 14,383.11 | 37.760 | 15,217.28 | 834.17 | LT |
| | Jan 9, 15 | 416 000 | 34.330 | 14,281.28 | 37.760 | 15,708.16 | 1,426.88 | ST |
| | Jan 26, 15 | 477 000 | 32.516 | 15,510.47 | 37.760 | 18,011.52 | 2,501.05 | ST |
| | May 8, 15 | 272 000 | 42.239 | 11,489.01 | 37.760 | 10,270.72 | -1,218.29 | ST |
| Security total | | 1,568 000 | 35.500 | 55,663.87 | | 59,207.68 | 3,543.81 | |
| AUTOHOME INC SPON ADR | | | | | | | | |
| Symbol ATHM Exchange NYSE | | | | | | | | |
| | Jun 19, 15 | 570 000 | 48.181 | 27,463.51 | 34.920 | 19,904.40 | -7,559.11 | ST |
| | Jul 6, 15 | 589 000 | 47.095 | 27,739.54 | 34.920 | 20,567.88 | -7,171.66 | ST |
| | Aug 4, 15 | 422 000 | 39.435 | 16,641.57 | 34.920 | 14,736.24 | -1,905.33 | ST |
| | Oct 1, 15 | 469 000 | 32.171 | 15,088.57 | 34.920 | 16,377.48 | 1,288.91 | ST |
| | Dec 23, 15 | 318 000 | 36.336 | 11,554.88 | 34.920 | 11,104.56 | -450.32 | ST |
| Security total | | 2,368 000 | 41.591 | 98,488.07 | | 82,690.56 | -15,797.51 | |
| CDW CORP | | | | | | | | |
| Symbol CDW Exchange OTC | | | | | | | | |
| EAI \$919 Current yield 1.02% | | | | | | | | |
| | Jun 2, 14 | 653 000 | 29.366 | 19,176.26 | 42.040 | 27,452.12 | 8,275.86 | LT |
| | Jun 24, 14 | 596 000 | 31.866 | 18,992.37 | 42.040 | 25,055.84 | 6,063.47 | LT |
| | Oct 13, 14 | 491 000 | 28.545 | 14,015.69 | 42.040 | 20,641.64 | 6,625.95 | LT |
| | May 8, 15 | 397 000 | 37.389 | 14,843.79 | 42.040 | 16,689.88 | 1,846.09 | ST |
| Security total | | 2,137 000 | 31.366 | 67,028.11 | | 89,839.48 | 22,811.37 | |
| CHEFS WHSE INC COM | | | | | | | | |
| Symbol CHEF Exchange OTC | | | | | | | | |
| | Sep 24, 13 | 521 000 | 23.524 | 12,256.47 | 16.680 | 8,690.28 | -3,566.19 | LT |
| | Feb 21, 14 | 310 000 | 22.996 | 7,128.95 | 16.680 | 5,170.80 | -1,958.15 | LT |

continued next page



ACCESS
December 2015

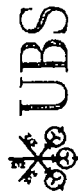
EIN#: 45-3814655

Account name INMAAT FOUNDATION

Your assets • Equities • Common stock (continued)

| Holding | Trade date | Number of shares | Purchase price/ Average price per share (\$) | Cost basis (\$) | Price per share on Dec 31 (S) | Value on Dec 31 (S) | Unrealized gain or loss (S) | Holding period |
|---------------------------------|------------|------------------|----------------------------------------------|-----------------|-------------------------------|---------------------|-----------------------------|----------------|
| Security total | May 8, 15 | 247 000 | 20 355 | 5,027 73 | 16 680 | 4,119 96 | -907 77 | ST |
| CLARCOR INC | | 1,078 000 | 22 647 | 24,413 15 | | 17,981 04 | -6,432 11 | |
| Symbol CLC Exchange NYSE | Jan 29, 13 | 541 000 | 50 643 | 27,398 35 | 49 680 | 26,876 88 | -521 47 | LT |
| EAI 5586 Current yield 1 77% | May 8, 15 | 125 000 | 62 823 | 7,852 95 | 49 680 | 6,210 00 | -1,642 95 | ST |
| Security total | | 666 000 | 52 930 | 35,251 30 | | 33,086 88 | -2,164 42 | |
| COMPUTER PROGRAMS & SYSTEMS INC | | | | | | | | |
| Symbol CPSI Exchange OTC | Jul 19, 12 | 81 000 | 51 116 | 4,140 40 | 49 750 | 4,029 75 | -110 65 | LT |
| EAI 52,486 Current yield 5 15% | Aug 9, 12 | 180 000 | 47 749 | 8,594 84 | 49 750 | 8,955 00 | 360 16 | LT |
| | Dec 4, 12 | 107 000 | 50 030 | 5,353 24 | 49 750 | 5,323 25 | -29 99 | LT |
| | Dec 19, 12 | 433 000 | 52 046 | 22,535 92 | 49 750 | 21,541 75 | -994 17 | LT |
| | May 8, 15 | 170 000 | 55 559 | 9,445 18 | 49 750 | 8,457 50 | -987 68 | ST |
| Security total | | 971 000 | 51 565 | 50,069 58 | | 48,307 25 | -1,762 33 | |
| COPART IiC | | | | | | | | |
| Symbol CPRT Exchange OTC | Aug 9, 12 | 237 000 | 24 948 | 5,912 81 | 38 010 | 9,008 37 | 3,095 56 | LT |
| | Dec 19, 12 | 710 000 | 30 358 | 21,554 18 | 38 010 | 26,987 10 | 5,432 92 | LT |
| | Jun 21, 13 | 306 000 | 30 964 | 9,475 01 | 38 010 | 11,631 06 | 2,156 05 | LT |
| | May 8, 15 | 478 000 | 35 209 | 16,830 33 | 38 010 | 18,168 78 | 1,338 45 | ST |
| Security total | | 1,731 000 | 31 064 | 53,772 33 | | 65,795 31 | 12,022 98 | |
| CORE LABORATORIES N V EUR | | | | | | | | |
| Symbol CLB Exchange NYSE | Jan 7, 15 | 157 000 | 113 900 | 17,882 36 | 108 740 | 17,072 18 | -810 18 | ST |
| EAI 51,234 Current yield 2 02% | Jan 29, 15 | 255 000 | 89 507 | 22,824 41 | 108 740 | 27,728 70 | 4,904 29 | ST |
| EUR Exchange rate 0 92055 | May 8, 15 | 36 000 | 129 030 | 4,645 08 | 108 740 | 3,914 64 | -730 44 | ST |
| | Jul 21, 15 | 113 000 | 104 503 | 11,808 93 | 108 740 | 12,287 62 | 478 69 | ST |
| Security total | | 561 000 | 101 891 | 57,160 78 | | 61,003 14 | 3,842 36 | |
| DRIL-QUIP INC | | | | | | | | |
| Symbol DRQ Exchange NYSE | Apr 30, 15 | 276 000 | 80 283 | 22,158 38 | 59 230 | 16,347 48 | -5,810 90 | ST |

continued next page



ACCESS
December 2015

Account name

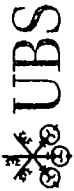
INMAAT FOUNDATION

EIN#: 45-3814655

Your assets • Equities • Common stock (continued)

| Holding | Trade date | Number of shares | Purchase price/Average price per share (\$) | Cost basis (\$) | Price per share on Dec 31 (\$) | Value on Dec 31 (\$) | Unrealized gain or loss (\$) | Holding period |
|--------------------------|------------|------------------|---------------------------------------------|-----------------|--------------------------------|----------------------|------------------------------|----------------|
| | May 1, 15 | 276 000 | 79 717 | 22,002 09 | 59 230 | 16,347 48 | -5,654 61 | ST |
| | May 8, 15 | 140 000 | 78 310 | 10,963 40 | 59 230 | 8,292 20 | -2,671 20 | ST |
| | Jul 28, 15 | 120 000 | 61 144 | 7,337 34 | 59 230 | 7,107 60 | -229 74 | ST |
| | Jul 29, 15 | 194 000 | 62 746 | 12,172 84 | 59 230 | 11,490 62 | -682 22 | ST |
| Security total | | 1,006 000 | 74 189 | 74,634 05 | | 59,585 38 | -15,048 67 | |
| EXPONENT INC | | | | | | | | |
| Symbol | EXPO | Exchange | OTC | | | | | |
| EAI | 5758 | Current yield | 1 20% | | | | | |
| | Dec 19, 12 | 712 000 | 26 813 | 19,091 34 | 49 950 | 35,564 40 | 16,473 06 | LT |
| | Feb 12, 13 | 552 000 | 24 968 | 13,782 42 | 49 950 | 27,572 40 | 13,789 98 | LT |
| Security total | | 1,264 000 | 26 008 | 32,873 76 | | 63,136 80 | 30,263 04 | |
| FACTSET RESH SYSTEMS INC | | | | | | | | |
| Symbol | FDS | Exchange | NYSE | | | | | |
| EAI | 5466 | Current yield | 1 08% | | | | | |
| | Dec 19, 12 | 190 000 | 90 774 | 17,247 06 | 162 570 | 30,888 30 | 13,641 24 | LT |
| | May 8, 15 | 75 000 | 161 459 | 12,109 49 | 162 570 | 12,192 75 | 83 26 | ST |
| Security total | | 265 000 | 110 779 | 29,356 55 | | 43,081 05 | 13,724 50 | |
| GRACO INC | | | | | | | | |
| Symbol | GGG | Exchange | NYSE | | | | | |
| EAI | 51,019 | Current yield | 1 83% | | | | | |
| | Oct 15, 14 | 364 000 | 69 244 | 25,205 07 | 72 070 | 26,233 48 | 1,028 41 | LT |
| | Apr 30, 15 | 254 000 | 71 650 | 18,199 18 | 72 070 | 18,305 78 | 106 60 | ST |
| | May 8, 15 | 154 000 | 72 919 | 11,229 53 | 72 070 | 11,098 78 | -130 75 | ST |
| Security total | | 772 000 | 70 769 | 54,633 78 | | 55,638 04 | 1,034 26 | |
| HENRY JACK & ASSOC INC | | | | | | | | |
| Symbol | JKHY | Exchange | OTC | | | | | |
| EAI | 51,115 | Current yield | 1 28% | | | | | |
| | Aug 9, 12 | 293 000 | 35 619 | 10,436 64 | 78 060 | 22,871 58 | 12,434 94 | LT |
| | Dec 19, 12 | 601 000 | 39 838 | 23,942 70 | 78 060 | 46,914 06 | 22,971 36 | LT |
| | May 8, 15 | 221 000 | 66 279 | 14,647 66 | 78 060 | 17,251 26 | 2,603 60 | ST |
| Security total | | 1,115 000 | 43 970 | 49,027 00 | | 87,036 90 | 38,099 90 | |
| HFF INC CL A | | | | | | | | |
| Symbol | HF | Exchange | NYSE | | | | | |
| | Jul 1, 15 | 434 000 | 42 702 | 18,532 93 | 31 070 | 13,484 38 | -5,048 55 | ST |
| | Oct 21, 15 | 515 000 | 36 282 | 18,685 69 | 31 070 | 16,001 05 | -2,684 64 | ST |
| Security total | | 949 000 | 39 219 | 37,218 62 | | 29,485 43 | -7,733 19 | |

continued next page



ACCESS
December 2015

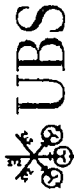
EIN#: 45-3814655

Account name: INMIAAT FOUNDATION

Your assets • Equities • Common stock (continued)

| Holding | Trade date | Number of shares | Purchase price/Average price per share (\$) | Cost basis (\$) | Price per share on Dec 31 (\$) | Value on Dec 31 (\$) | Unrealized gain or loss (\$) | Holding period |
|---------------------------------|------------|------------------|---------------------------------------------|-----------------|--------------------------------|----------------------|------------------------------|----------------|
| LANDSTAR SYSTEMS INC | | | | | | | | |
| Symbol LSTR E-change OTC | | | | | | | | |
| EAI 5440 Current yield 0 55% | | | | | | | | |
| | Dec 19, 12 | 168 000 | 50 278 | 8,446 77 | 58 650 | 9,853 20 | 1,406 43 | LT |
| | Oct 31, 13 | 192 000 | 55 272 | 10,612 24 | 58 650 | 11,260 80 | 648 56 | LT |
| | Apr 16, 15 | 333 000 | 64 405 | 21,446 87 | 58 650 | 19,530 45 | -1,916 42 | ST |
| | May 8, 15 | 176 000 | 63 781 | 11,225 51 | 58 650 | 10,322 40 | -903 11 | ST |
| | Dec 23, 15 | 507 000 | 58 023 | 29,417 97 | 58 650 | 29,735 55 | 317 58 | ST |
| Security total | | 1,376 000 | 58 975 | 81,149 36 | | 80,702 40 | -446 96 | |
| MARKETAXESS HOLDINGS INC | | | | | | | | |
| Symbol MKTX E-change OTC | | | | | | | | |
| EAI 5845 Current yield 0 72% | | | | | | | | |
| | May 6, 14 | 512 000 | 54 283 | 27,793 20 | 111 590 | 57,134 08 | 29,340 88 | LT |
| | Aug 13, 14 | 333 000 | 56 351 | 18,764 95 | 111 590 | 37,159 47 | 18,394 52 | LT |
| | May 8, 15 | 211 000 | 85 500 | 18,040 56 | 111 590 | 23,545 49 | 5,504 93 | ST |
| Security total | | 1,056 000 | 61 173 | 64,598 71 | | 117,839 04 | 53,240 33 | |
| NVR INC | | | | | | | | |
| Symbol NVR E-change NYSE | | | | | | | | |
| | Dec 9, 13 | 25 000 | 573 768 | 24,344 22 | 1,643 000 | 41,075 00 | 16,730 78 | LT |
| | May 8 15 | 8 000 | 1,344 550 | 10,756 40 | 1,643 000 | 13,144 00 | 2,387 60 | ST |
| Security total | | 33 000 | 1,063 655 | 35,100 62 | | 54,219 00 | 19,118 38 | |
| POOL CORP | | | | | | | | |
| Symbol POOL E-change OTC | | | | | | | | |
| EAI 5596 Current yield 1 29% | | | | | | | | |
| | Dec 19, 12 | 438 000 | 41 359 | 18,106 72 | 80 780 | 35,381 64 | 17,274 92 | LT |
| | May 8, 15 | 135 000 | 66 494 | 8,976 81 | 80 780 | 10,905 30 | 1,928 49 | ST |
| Security total | | 573 000 | 47 266 | 27,083 53 | | 46,286 94 | 19,203 41 | |
| PRICESMART INC | | | | | | | | |
| Symbol PSMT Exchange OTC | | | | | | | | |
| EAI 5466 Current yield 0 84% | | | | | | | | |
| | May 18, 15 | 665 000 | 83 069 | 55,240 95 | 82 990 | 55,188 35 | -52 60 | ST |
| PRIMERICA INC | | | | | | | | |
| Symbol PRI Exchange NYSE | | | | | | | | |
| EAI 51,048 Current yield 1 35% | | | | | | | | |
| | Apr 9, 14 | 424 000 | 45 732 | 19,390 37 | 47 230 | 30,025 52 | 635 15 | LT |
| | Jun 11, 14 | 426 000 | 46 781 | 19,928 79 | 47 230 | 20,119 98 | 191 19 | LT |
| | Sep 30, 14 | 229 000 | 48 489 | 11,104 00 | 47 230 | 10,815 67 | -288 33 | LT |
| | Apr 10, 15 | 323 000 | 47 948 | 15,487 37 | 47 230 | 15,255 29 | -232 08 | ST |
| | May 8, 15 | 236 000 | 46 530 | 10,981 17 | 47 230 | 11,146 28 | 165.11 | ST |

continued next page



ACCESS
December 2015

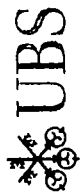
Account name: INMAAT FOUNDATION

EIN#: 45-3814655

Your assets • Equities • Common stock (continued)

| Holding | Trade date | Number of shares | Purchase price/ Average price per share (\$) | Cost basis (\$) | Price per share on Dec 31 (\$) | Value on Dec 31 (\$) | Unrealized gain or loss (\$) | Holding period |
|----------------------------------|----------------------------|------------------|----------------------------------------------------|-----------------|-----------------------------------|-------------------------|---------------------------------|-------------------|
| Security total | | 1,638,000 | 46,942 | 76,891.70 | | 77,362.74 | 471.04 | |
| RBC BEARINGS INC | | | | | | | | |
| Symbol | ROLL Exchange OTC | | | | | | | |
| | Jul 19, 12 | 133,000 | 49,210 | 6,544.93 | 64,590 | 8,590.47 | 2,045.54 | LT |
| | Aug 9, 12 | 137,000 | 46,189 | 6,328.02 | 64,590 | 8,848.83 | 2,520.81 | LT |
| | Dec 19, 12 | 247,000 | 49,355 | 12,190.92 | 64,590 | 15,953.73 | 3,762.81 | LT |
| | May 8, 15 | 128,000 | 72,624 | 9,295.94 | 64,590 | 8,267.52 | -1,028.42 | ST |
| Security total | | 645,000 | 53,271 | 34,359.81 | | 41,660.55 | 7,300.74 | |
| RU CORP | | | | | | | | |
| Symbol | RU Exchange NYSE | | | | | | | |
| EAI | \$805 Current yield: 1.23% | | | | | | | |
| | Aug 9, 12 | 57,000 | 31,804 | 1,812.83 | 61,750 | 3,519.75 | 1,706.92 | LT |
| | Dec 19, 12 | 470,000 | 32,254 | 15,159.38 | 61,750 | 29,022.50 | 13,863.12 | LT |
| | Oct 2, 14 | 225,000 | 43,253 | 9,732.04 | 61,750 | 13,893.75 | 4,161.71 | LT |
| | May 8, 15 | 307,000 | 49,475 | 15,188.89 | 61,750 | 18,957.25 | 3,768.36 | ST |
| Security total | | 1,059,000 | 39,559 | 41,893.14 | | 65,393.25 | 23,500.11 | |
| SHUTTERSTOCK INC | | | | | | | | |
| Symbol | 55TK Exchange NYSE | | | | | | | |
| | Dec 12, 14 | 443,000 | 62,010 | 27,470.70 | 32,340 | 14,326.62 | -13,144.08 | LT |
| | Feb 5, 15 | 262,000 | 60,552 | 15,864.76 | 32,340 | 8,473.08 | -7,391.68 | ST |
| | Feb 23, 15 | 172,000 | 57,973 | 9,971.39 | 32,340 | 5,562.48 | -4,408.91 | ST |
| | May 8, 15 | 250,000 | 65,219 | 16,304.98 | 32,340 | 8,085.00 | -8,219.98 | ST |
| | Jul 29, 15 | 241,000 | 52,633 | 12,684.60 | 32,340 | 7,793.94 | -4,890.66 | ST |
| | Oct 9, 15 | 695,000 | 33,620 | 23,365.97 | 32,340 | 22,476.30 | -889.67 | ST |
| Security total | | 2,063,000 | 51,218 | 105,662.40 | | 66,717.42 | -38,944.98 | |
| SIRONA DENTAL SYSTEMS INC | | | | | | | | |
| Symbol | SIRO Exchange OTC | | | | | | | |
| | Jan 22, 14 | 265,000 | 72,958 | 19,333.98 | 109,570 | 29,036.05 | 9,702.07 | LT |
| | May 8, 15 | 141,000 | 92,379 | 13,025.44 | 109,570 | 15,449.37 | 2,423.93 | ST |
| Security total | | 406,000 | 79,703 | 32,359.42 | | 44,485.42 | 12,126.00 | |
| TELEDYNE TECHNOLOGIES INC | | | | | | | | |
| Symbol | TDY Exchange NYSE | | | | | | | |
| | Apr 9, 15 | 72,000 | 108,381 | 7,803.47 | 88,700 | 6,386.40 | -1,417.07 | ST |
| | Apr 27, 15 | 137,000 | 108,336 | 14,842.07 | 88,700 | 12,151.90 | -2,690.17 | ST |
| | May 8, 15 | 256,000 | 102,559 | 26,255.33 | 88,700 | 22,707.20 | -3,548.13 | ST |
| | Jun 10, 15 | 151,000 | 105,342 | 15,906.78 | 88,700 | 13,393.70 | -2,513.08 | ST |
| | Oct 6, 15 | 199,000 | 86,756 | 17,264.62 | 88,700 | 17,651.30 | 386.68 | ST |
| Security total | | 815,000 | 100,702 | 82,072.27 | | 72,290.50 | -9,781.77 | |

continued next page



ACCESS
December 2015

EIN#: 45-3814655

Account name: INMAAT FOUNDATION

Your assets • Equities • Common stock (continued)

| Holding | Trade date | Number of shares | Purchase price/Average price per share (\$) | Cost basis (\$) | Price per share on Dec 31 (\$) | Value on Dec 31 (\$) | Unrealized gain or loss (\$) | Holding period |
|--------------------------------|------------|------------------|---------------------------------------------|-----------------------|--------------------------------|-----------------------|------------------------------|----------------|
| TORO CO | | | | | | | | |
| Symbol TTC Exchange NYSE | Aug 9, 12 | 156 000 | 37 445 | 5,841 57 | 73 070 | 11,398 92 | 5,557 35 | LT |
| EAI 51,152 Current yield 1.64% | Dec 19, 12 | 437 000 | 43 449 | 18,987 61 | 73 070 | 31,931 59 | 12,943 98 | LT |
| | Oct 1, 14 | 172 000 | 59 127 | 10,169 93 | 73 070 | 12,568 04 | 2,398 11 | LT |
| | May 8, 15 | 195 000 | 68 335 | 13,325 33 | 73 070 | 14,248 65 | 923 32 | ST |
| Security total | | 960 000 | 50 338 | 48,324 44 | | 70,147 20 | 21,822 76 | |
| Total | | | | \$1,555,529.92 | | \$1,740,552.17 | \$185,022.25 | |

Total estimated annual income: \$19,523



UBS Selections
December 2015

EIN#: 45-3814655

Account name: INMAAT FOUNDATION

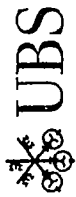
Your assets

Equities

Common stock

| Holding | Trade date | Number of shares | Purchase price/Average price per share (\$) | Cost basis (\$) | Price per share on Dec 31 (\$) | Value on Dec 31 (\$) | Unrealized gain or loss (\$) | Holding period |
|-----------------------------------|------------|------------------|---------------------------------------------|-----------------|--------------------------------|----------------------|------------------------------|----------------|
| ACCENTURE PLC IRELAND CL A | | | | | | | | |
| Symbol ACN Exchange NYSE | | | | | | | | |
| EAI 5906 Current yield 2.10% | Jun 20, 14 | 391 000 | 83.307 | 32,573.19 | 104.500 | 40,859.50 | 8,286.31 | LT |
| | Apr 2, 15 | 21 000 | 93.640 | 1,966.44 | 104.500 | 2,194.50 | 228.06 | ST |
| Security total | | 412 000 | 83.834 | 34,539.63 | | 43,054.00 | 8,514.37 | |
| BOEING COMPANY | | | | | | | | |
| Symbol BA Exchange NYSE | | | | | | | | |
| EAI 51,430 Current yield 3.02% | Dec 10, 15 | 323 000 | 146.439 | 47,299.83 | 144.590 | 46,702.57 | -597.26 | ST |
| | Dec 16, 15 | 5 000 | 146.794 | 733.97 | 144.590 | 722.95 | -11.02 | ST |
| Security total | | 328 000 | 146.445 | 48,033.80 | | 47,425.52 | -608.28 | |
| COCA COLA CO COM | | | | | | | | |
| Symbol KO Exchange NYSE | | | | | | | | |
| EAI 51,295 Current yield 3.07% | Dec 17, 15 | 981 000 | 43.727 | 42,897.07 | 42.960 | 42,143.76 | -753.31 | ST |

continued next page



UBS Selections
December 2015

Account name

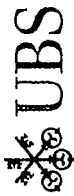
INMAAT FOUNDATION

EIN#: 45-3814655

Your assets • Equities • Common stock (continued)

| Holding | Trade date | Number of shares | Purchase price/Average price per share (\$) | Cost basis (\$) | Price per share on Dec 31 (\$) | Value on Dec 31 (\$) | Unrealized gain or loss (\$) | Holding period |
|----------------------------------------|------------|------------------|---------------------------------------------|-----------------|--------------------------------|----------------------|------------------------------|----------------|
| COLGATE PALMOLIVE CO | | | | | | | | |
| Symbol CL Exchange NYSE | | | | | | | | |
| EAI \$1,028 Current yield 2.28% | Dec 10, 15 | 676 000 | 66 143 | 44,713 08 | 66 620 | 45,035 12 | 322 04 | ST |
| CRANE CO | | | | | | | | |
| Symbol CR Exchange NYSE | | | | | | | | |
| EAI \$1,275 Current yield 2.76% | Dec 10, 15 | 966 000 | 48 321 | 46,678 96 | 47 840 | 46,213 44 | -465 52 | ST |
| DIAGEO PLC NEW GB SPON ADR | | | | | | | | |
| Symbol DEO Exchange NYSE | | | | | | | | |
| EAI \$1,420 Current yield 3.13% | Dec 10, 15 | 416 000 | 111.142 | 46,235 29 | 109 070 | 45,373 12 | -862 17 | ST |
| DOMINION RESOURCES INC VA (NEW) | | | | | | | | |
| Symbol D Exchange NYSE | | | | | | | | |
| EAI \$1,673 Current yield 3.83% | Dec 10, 15 | 646 000 | 65 306 | 42,188 13 | 67 640 | 43,695 44 | 1,507 31 | ST |
| HOME DEPOT INC | | | | | | | | |
| Symbol HD Exchange NYSE | | | | | | | | |
| EAI \$854 Current yield 1.78% | Dec 10, 15 | 362 000 | 132 713 | 48,042 18 | 132 250 | 47,874 50 | -167 68 | ST |
| ILLINOIS TOOL WORKS INC | | | | | | | | |
| Symbol ITW Exchange NYSE | | | | | | | | |
| EAI \$1,078 Current yield 2.37% | Dec 10, 15 | 485 000 | 93 335 | 45,267 86 | 92 680 | 44,949 80 | -318 06 | ST |
| | Dec 16, 15 | 5 000 | 92 434 | 462 17 | 92 680 | 463 40 | 1 23 | ST |
| Security total | | 490 000 | 93 327 | 45,730 03 | | 45,413 20 | -316 83 | |
| INTEL CORP | | | | | | | | |
| Symbol INTC Exchange OTC | | | | | | | | |
| EAI \$1 335 Current yield 2.79% | Dec 10, 15 | 1,391 000 | 34 857 | 48,486 45 | 34.450 | 47,919 95 | -566 50 | ST |
| INVESCO LTD | | | | | | | | |
| Symbol IVZ Exchange NYSE | | | | | | | | |
| EAI \$1,649 Current yield 3.23% | Dec 10, 15 | 1,495 000 | 32 882 | 49,159 79 | 33 480 | 50,052 60 | 892 81 | ST |
| | Dec 16, 15 | 32 000 | 31 562 | 1,010 01 | 33 480 | 1,071 36 | 61 35 | ST |
| Security total | | 1,527 000 | 32 855 | 50,169 80 | | 51,123 96 | 954 16 | |
| JOHNSON CONTROLS INC | | | | | | | | |
| Symbol JCI Exchange NYSE | | | | | | | | |
| EAI \$1,168 Current yield 2.94% | Dec 10, 15 | 1,007 000 | 41 050 | 41,338 16 | 39 490 | 39,766 43 | -1,571 73 | ST |
| MARSH & MCLENNAN COS INC | | | | | | | | |
| Symbol MMC Exchange NYSE | | | | | | | | |
| EAI \$1,021 Current yield 2.24% | Dec 10, 15 | 823 000 | 55 900 | 46,005 70 | 55 450 | 45,635 35 | -370 35 | ST |

continued next page



UBS Selections
December 2015

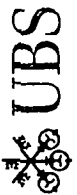
EIN#: 45-3814655

Account name: INMAAT FOUNDATION
Account number: V6 00816 A3

Your assets • Equities • Common stock (continued)

| Holding | Trade date | Number of shares | Purchase price/ Average price per share (\$) | Cost basis (\$) | Price per share on Dec 31 (\$) | Value on Dec 31 (\$) | Unrealized gain or loss (\$) | Holding period |
|---------------------------------|------------|------------------|----------------------------------------------------|-----------------|-----------------------------------|-------------------------|---------------------------------|-------------------|
| MCDONALDS CORP | | | | | | | | |
| Symbol MCD Exchange NYSE | Dec 18, 14 | 109 000 | 91 689 | 9,994 20 | 118 140 | 12,877 26 | 2,883 06 | LT |
| EAI \$1,488 Current yield 3 01% | Apr 2, 15 | 13 000 | 95 527 | 1,241 86 | 118 140 | 1,535 82 | 293 96 | ST |
| | Dec 10, 15 | 296 000 | 116 940 | 34,614 24 | 118 140 | 34,969 44 | 355 20 | ST |
| Security total | | 418 000 | 109 690 | 45,850 30 | | 49,382 52 | 3,532 22 | |
| MEDTRONIC PLC | | | | | | | | |
| Symbol MDT Exchange NYSE | Dec 10, 15 | 589 000 | 77 487 | 45,640 13 | 76 920 | 45,305 88 | -334 25 | ST |
| EAI \$895 Current yield 1 98% | | | | | | | | |
| MICROSOFT CORP | | | | | | | | |
| Symbol MSFT Exchange OTC | Oct 21, 14 | 435 000 | 44 750 | 19,466 42 | 55 480 | 24,133 80 | 4,667 38 | LT |
| EAI \$1,236 Current yield 2 60% | Dec 18, 14 | 34 000 | 46 540 | 1,582 36 | 55 480 | 1,886 32 | 303 96 | LT |
| | Apr 2, 15 | 49 000 | 40 498 | 1,984,45 | 55 480 | 2,718 52 | 734 07 | ST |
| | Dec 10, 15 | 340 000 | 55 136 | 18,746 48 | 55 480 | 18,863 20 | 116 72 | ST |
| Security total | | 858 000 | 48 694 | 41,779 71 | | 47,601 84 | 5,822 13 | |
| NEXTERA ENERGY INC COM | | | | | | | | |
| Symbol NEE Exchange NYSE | Dec 10, 15 | 451 000 | 97 700 | 44,062 79 | 103 890 | 46,854 39 | 2,791 60 | ST |
| EAI \$1,389 Current yield 2 96% | | | | | | | | |
| NORDSTROM INC | | | | | | | | |
| Symbol JWN Exchange NYSE | Nov 3, 15 | 291 000 | 67 039 | 19,508 49 | 49 810 | 14,494 71 | -5,013 78 | ST |
| EAI \$1,060 Current yield 2 97% | Dec 10, 15 | 420 000 | 56 709 | 23,818 16 | 49 810 | 20,920 20 | -2 897 96 | ST |
| | Dec 16, 15 | 5 000 | 54 070 | 270 35 | 49 810 | 249 05 | -21 30 | ST |
| Security total | | 716 000 | 60 890 | 43,597 00 | | 35,663 96 | -7,933 04 | |
| NOVARTIS AG SPON ADR | | | | | | | | |
| Symbol NVS Exchange NYSE | Dec 10, 15 | 460 000 | 85 056 | 39,125 81 | 86 040 | 39,578 40 | 452 59 | ST |
| EAI \$1,053 Current yield 2 63% | Dec 16, 15 | 6 000 | 85 581 | 513 49 | 86 040 | 516 24 | 2 75 | ST |
| Security total | | 466 000 | 85 063 | 39,639 30 | | 40,094 64 | 455 34 | |
| OCCIDENTAL PETROLEUM CRP | | | | | | | | |
| Symbol OXY Exchange NYSE | Dec 10, 15 | 605 000 | 68 836 | 41,646 08 | 67 610 | 40,904 05 | -742 03 | ST |
| EAI \$1,815 Current yield 4 44% | | | | | | | | |

continued next page



UBS Selections
December 2015

Account name

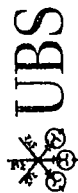
INMAAT FOUNDATION

EIN#: 45-3814655

Your assets • Equities • Common stock (continued)

| Holding | Trade date | Number of shares | Purchase price/Average price per share (\$) | Cost basis (\$) | Price per share on Dec 31 (\$) | Value on Dec 31 (\$) | Unrealized gain or loss (\$) | Holding period |
|---------------------------------------|------------|------------------|---------------------------------------------|-----------------------|--------------------------------|-----------------------|------------------------------|----------------|
| PEPSICO INC | | | | | | | | |
| Symbol PEP Exchange NYSE | Dec 10, 15 | 448 000 | 98 936 | 44,323 68 | 99 920 | 44,764 16 | 440 48 | ST |
| EAI \$1,259 Current yield 2 81% | | | | | | | | |
| ROCKWELL AUTOMATION INC NEW | | | | | | | | |
| Symbol ROK Exchange NYSE | Dec 10, 15 | 436 000 | 103 923 | 45,310 65 | 102 610 | 44,737 96 | -572 69 | ST |
| EAI \$1,264 Current yield 2 83% | | | | | | | | |
| SCHLUMBERGER LTD NETHERLANDS | | | | | | | | |
| ANTILLES | | | | | | | | |
| Symbol SLB Exchange NYSE | Dec 10, 15 | 570 000 | 71 938 | 41,004 83 | 69 750 | 39,757 50 | -1,247 33 | ST |
| EAI \$1 140 Current yield 2 87% | | | | | | | | |
| TEXAS INSTRUMENTS | | | | | | | | |
| Symbol TXN Exchange OTC | Dec 10, 15 | 811 000 | 56 985 | 46,214 84 | 54 810 | 44,450 91 | -1,763 93 | ST |
| EAI \$1,233 Current yield 2 77% | | | | | | | | |
| TORONTO DOMINION BK NEW CANADA | | | | | | | | |
| CAD | | | | | | | | |
| Symbol TD Exchange NYSE | Dec 10, 15 | 1,144 000 | 39 689 | 45,405 25 | 39 170 | 44,810 48 | -594 77 | ST |
| EAI \$1,749 Current yield 3 90% | | | | | | | | |
| CAD Exchange rate 1 38910 | | | | | | | | |
| UNION PACIFIC CORP | | | | | | | | |
| Symbol UNP Exchange NYSE | Dec 10, 15 | 468 000 | 77 506 | 36,272 85 | 78 200 | 36,597 60 | 324 75 | ST |
| EAI \$1,030 Current yield 2 81% | | | | | | | | |
| UNTD TECHNOLOGIES CORP | | | | | | | | |
| Symbol UTX Exchange NYSE | Dec 10, 15 | 453 000 | 93 927 | 42,549 07 | 96 070 | 43,519 71 | 970 64 | ST |
| EAI \$1 160 Current yield 2 67% | | | | | | | | |
| VF CORP | | | | | | | | |
| Symbol VFC Exchange NYSE | Dec 10, 15 | 666 000 | 62 955 | 41,928 36 | 52 250 | 41,458 50 | -469 86 | ST |
| EAI \$586 Current yield 2 38% | | | | | | | | |
| Total | | | | \$1,230,283.12 | | \$1,236,577.89 | \$6,294.77 | |

Total estimated annual income \$34,889



Your assets

Equities

Common stock

| Holding | Trade date | Number of shares | Purchase price/Average price per share (\$) | Cost basis (\$) | Price per share on Dec. 31 (\$) | Value on Dec. 31 (\$) | Unrealized gain or loss (\$) | Holding period |
|---------------------------|------------|------------------|---------------------------------------------|-----------------|---------------------------------|-----------------------|------------------------------|----------------|
| ALPHABET INC CL A | Apr 13, 15 | 157 000 | 550 145 | 86,372.87 | 778 010 | 122,147 57 | 35,774 70 | ST |
| Symbol GOOGL Exchange OTC | | | | | | | | |
| AUTODESK INC | Aug 21, 15 | 980 000 | 52 468 | 51,418 93 | 60.930 | 59,711 40 | 8,292 47 | ST |
| Symbol ADSK Exchange OTC | Sep 3, 15 | 800 000 | 45 948 | 36,758 40 | 60.930 | 48,744 00 | 11,985 60 | ST |
| Security total | | 1,780 000 | 49 538 | 88,177 33 | | 108,455 40 | 20,278 07 | |
| CELGENE CORP | Jul 11, 14 | 293 000 | 89 141 | 26,118 46 | 119 760 | 35,089 68 | 8,971 22 | LT |
| Symbol CELG Exchange OTC | Jul 14, 14 | 608 000 | 88 655 | 53,902 73 | 119 760 | 72,814 08 | 18,911 35 | LT |
| Security total | | 901 000 | 88 814 | 80,021 19 | | 107,903 76 | 27,882 57 | |

continued next page



ACCESS
December 2015

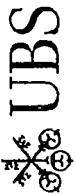
Account name
INMIAAT FOUNDATION

EIN#: 45-3814655

Your assets • Equities • Common stock (continued)

| Holding | Trade date | Number of shares | Purchase price/ Average price per share (\$) | Cost basis (\$) | Price per share on Dec 31 (\$) | Value on Dec 31 (\$) | Unrealized gain or loss (\$) | Holding period |
|-------------------------------------------|------------|------------------|----------------------------------------------------|-----------------|-----------------------------------|-------------------------|---------------------------------|-------------------|
| DANAHER CORP | | | | | | | | |
| Symbol DHR Exchange NYSE | | | | | | | | |
| EAI \$396 Current yield 0 58% | Jun 6, 14 | 733 000 | 80 175 | 58,768 42 | 92 880 | 68,081 04 | 9,312 62 | LT |
| DELPHI AUTOMOTIVE PLC | | | | | | | | |
| Symbol DLPH Exchange NYSE | | | | | | | | |
| EAI \$1,013 Current yield 1 17% | Nov 19, 15 | 1,013 000 | 83 742 | 84,830 95 | 85 730 | 86,844 49 | 2,013 54 | ST |
| FACEBOOK INC CL A | | | | | | | | |
| Symbol FB Exchange OTC | Mar 12, 15 | 1,075 000 | 78 474 | 84,359 98 | 104 660 | 112,509 50 | 28,149 52 | ST |
| HOLOGIC INC | | | | | | | | |
| Symbol HOLX Exchange OTC | Jul 10, 15 | 1,519 000 | 38 689 | 58,768 89 | 38 690 | 58,770 11 | 1 22 | ST |
| | Jul 13, 15 | 733 000 | 38 711 | 28,375 38 | 38 690 | 28,359 77 | -15 61 | ST |
| | Nov 4, 15 | 345 000 | 39 456 | 13,612 32 | 38 690 | 13,348 05 | -264 27 | ST |
| Security total | | 2,597 000 | 38 797 | 100,756 59 | | 100,477 93 | -278 66 | |
| IMS HEALTH HLDGS INC | | | | | | | | |
| Symbol IMS Exchange NYSE | May 7, 15 | 1,842 000 | 27 896 | 51,385 54 | 25 470 | 46,915 74 | -4,469 80 | ST |
| | Jun 9, 15 | 216 000 | 29 987 | 6,477 24 | 25 470 | 5,501 52 | -975 72 | ST |
| | Jun 10, 15 | 944 000 | 30 422 | 28,718 37 | 25 470 | 24,043 68 | -4,674 69 | ST |
| | Oct 29, 15 | 344 000 | 28 497 | 9,803 14 | 25 470 | 8,761 68 | -1,041 46 | ST |
| | Nov 4, 15 | 370 000 | 27 908 | 10,326 03 | 25 470 | 9,423 90 | -902 13 | ST |
| Security total | | 3,716 000 | 28 716 | 106,710 32 | | 94,646 52 | -12,063 80 | |
| MADISON SQUARE GARDEN CO CL A | | | | | | | | |
| Symbol MSG Exchange NYSE | Mar 24, 15 | 362 000 | 180 508 | 65,344 00 | 161 800 | 58,571 60 | -6,772 40 | ST |
| NIELSEN HOLDINGS PLC EUR | | | | | | | | |
| Symbol NLSN Exchange NYSE | Jun 23, 14 | 995 000 | 48 350 | 48,108 25 | 46 600 | 46,367 00 | -1,741 25 | LT |
| EAI \$2,010 Current yield 2 40% | Jul 7, 14 | 617 000 | 49 359 | 30,454 81 | 46 600 | 28,752 20 | -1,702 61 | LT |
| EUR Exchange rate 0 92055 | Oct 23, 14 | 183 000 | 41.799 | 7,649 38 | 46.600 | 8,527 80 | 878 42 | LT |
| Security total | | 1,795 000 | 48 029 | 86,212 44 | | 83,647 00 | -2,565 44 | |
| STANLEY BLACK & DECKER INC COM | | | | | | | | |
| Symbol SWK Exchange NYSE | Oct 18, 12 | 159 000 | 70 228 | 11,166 31 | 106 730 | 16,970 07 | 5,803 76 | LT |
| EAI \$1,419 Current yield 2 06% | Dec 19, 12 | 149 000 | 74 415 | 11,087 98 | 106 730 | 15,902 77 | 4,814 79 | LT |
| | Jan 22, 13 | 156 000 | 77 495 | 12,089 31 | 106 730 | 16,649 88 | 4,560 57 | LT |

continued next page



ACCESS
December 2015

EIN#: 45-3814655

Account name. INMAAT FOUNDATION

Your assets • Equities • Common stock (continued)

| Holding | Trade date | Number of shares | Purchase price/Average price per share (\$) | Cost basis (\$) | Price per share on Dec 31 (\$) | Value on Dec 31 (\$) | Unrealized gain or loss (\$) | Holding period |
|----------------------------------------|------------|------------------|---------------------------------------------|-----------------|--------------------------------|----------------------|------------------------------|----------------|
| Security total | Oct 21, 13 | 181 000 | 77 655 | 14,055 63 | 106 730 | 19,318 13 | 5,262 50 | LT |
| | | 645 000 | 75 038 | 48,399 23 | | 68,840 85 | 20,441 62 | |
| TOWERS WATSON & CO CLA | | | | | | | | |
| Symbol TW Exchange OTC | Oct 24, 13 | 5 000 | 115 364 | 576 82 | 128 460 | 642 30 | 65 48 | LT |
| EAI \$412 Current yield 0.47% | Nov 8, 13 | 141 000 | 109 189 | 15,395 72 | 128 460 | 18,112 86 | 2,717 14 | LT |
| | Feb 5, 14 | 116 000 | 114 798 | 13,316 57 | 128 460 | 14,901 36 | 1,584 79 | LT |
| | Feb 7, 14 | 197 000 | 108 212 | 21,317 90 | 128 460 | 25,306 62 | 3,988 72 | LT |
| | Jun 6, 14 | 140 000 | 110 811 | 15,513 64 | 128 460 | 17,984 40 | 2,470 76 | LT |
| | Oct 2, 14 | 87 000 | 101 192 | 8,803 72 | 128 460 | 11,176 02 | 2,372 30 | LT |
| Security total | | 686 000 | 109 219 | 74,924 37 | | 88,123 56 | 13,199 19 | |
| VPSHOP HLDGS LTD SPON ADR | | | | | | | | |
| Symbol VPS Exchange NYSE | Aug 25, 15 | 3,503 000 | 18.582 | 65,093 10 | 15 270 | 53,490 81 | -11,602 29 | ST |
| | Sep 4, 15 | 995 000 | 17 338 | 17,251 41 | 15 270 | 15,193 65 | -2,057 76 | ST |
| | Nov 2, 15 | 500 000 | 20 742 | 10,371 05 | 15 270 | 7,635 00 | -2,736 05 | ST |
| | Nov 13, 15 | 2,249 000 | 13 097 | 29,457 18 | 15 270 | 34,342 23 | 4,885 05 | ST |
| Security total | | 7,247 000 | 16 858 | 122,172 74 | | 110,661 69 | -11,511 05 | |
| WYNN RESORTS LTD | | | | | | | | |
| Symbol WYNN Exchange OTC | Aug 24, 12 | 21 000 | 98 854 | 2,075 95 | 69 190 | 1,452 99 | -622 96 | LT |
| EAI \$2.688 Current yield 2.89% | Sep 19, 12 | 163 000 | 109 483 | 17,845 84 | 69 190 | 11,277 97 | -6,567 87 | LT |
| | Dec 19, 12 | 119 000 | 114 010 | 13,567 19 | 69 190 | 8,233 61 | -5,333 58 | LT |
| | Apr 23, 14 | 62 000 | 207 101 | 12,840 27 | 69 190 | 4,289 78 | -8,550 49 | LT |
| | Sep 23, 14 | 120 000 | 182 776 | 21,933 12 | 69 190 | 8,302 80 | -13,630 32 | LT |
| | Dec 10, 14 | 134 000 | 147 487 | 19,763 31 | 69 190 | 9,271 46 | -10,491 85 | LT |
| | Apr 30, 15 | 145 000 | 110 382 | 16,005 51 | 69 190 | 10,032 55 | -5,972 96 | ST |
| | Sep 25, 15 | 580 000 | 58 990 | 34,214 72 | 69 190 | 40,130 20 | 5,915 48 | ST |
| Security total | | 1,344 000 | 102 862 | 138,245 91 | | 92,991 36 | -45,254 55 | |
| Total | | | | \$1,225,296.34 | | \$1,303,902.27 | \$78,605.93 | |
| Total estimated annual income. \$7,938 | | | | | | | | |



Managed Accounts Consulting
December 2015

Account name

INMAAT FOUNDATION

EIN#: 45-3814655

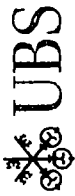
Your assets

Equities

Common stock

| Holding | Trade date | Number of shares | Purchase price/Average price per share (\$) | Cost basis (\$) | Price per share on Dec 31 (\$) | Value on Dec 31 (\$) | Unrealized gain or loss (\$) | Holding period |
|-------------------------------|------------|------------------|---------------------------------------------|-----------------|--------------------------------|----------------------|------------------------------|----------------|
| AES CORP | | | | | | | | |
| Symbol AES Exchange NYSE | | | | | | | | |
| EAI \$870 Current yield 4.60% | Aug 3, 15 | 1,977,000 | 12.689 | 25,086.35 | 9.570 | 18,919.89 | -6,166.46 | ST |
| AMERICAN AIRLIS GROUP INC | | | | | | | | |
| Symbol AAL Exchange OTC | | | | | | | | |
| EAI \$46 Current yield 0.94% | May 6, 15 | 115,000 | 46.790 | 5,380.87 | 42.350 | 4,870.25 | -510.62 | ST |
| AMERISOURCEBERGEN CORP | | | | | | | | |
| Symbol ABC Exchange NYSE | | | | | | | | |
| EAI \$415 Current yield 1.31% | May 6, 15 | 305,000 | 113.919 | 34,745.57 | 103.710 | 31,631.55 | -3,114.02 | ST |
| AMETEK INC (NEW) | | | | | | | | |
| Symbol AME Exchange NYSE | | | | | | | | |
| EAI \$54 Current yield 0.67% | May 6, 15 | 150,000 | 52.280 | 7,842.00 | 53.590 | 8,038.50 | 196.50 | ST |

continued next page



Managed Accounts Consulting
December 2015

INMAAT FOUNDATION

Account name

EIN#: 45-3814655

Your assets • Equities • Common stock (continued)

| Holding | Trade date | Number of shares | Purchase price/ Average price per share (\$) | Cost basis (\$) | Price per share on Dec 31 (\$) | Value on Dec 31 (\$) | Unrealized gain or loss (\$) | Holding period |
|---------------------------------|------------|------------------|-------------------------------------------------|-----------------|--------------------------------|----------------------|------------------------------|----------------|
| APARTMENT INVT & MGMT CO CL A | | | | | | | | |
| Symbol AIV Exchange NYSE | | | | | | | | |
| EAI \$812 Current yield 3.00% | May 6, 15 | 677 000 | 37 525 | 25 405 10 | 40 030 | 27,100 31 | 1,695 21 | ST |
| APPLE INC | | | | | | | | |
| Symbol AAPL Exchange OTC | | | | | | | | |
| EAI \$1.360 Current yield 1.98% | Apr 2, 15 | 439 000 | 124 595 | 54,697 60 | 105 260 | 46,209 14 | -8,488 46 | ST |
| | Aug 3, 15 | 215 000 | 118 049 | 25,380 59 | 105 260 | 22,630 90 | -2,749 69 | ST |
| Security total | | 654 000 | 122 444 | 80,078 19 | | 68,840 04 | -11,238 15 | |
| ARCHER DANIELS MIDLAND CO | | | | | | | | |
| Symbol ADM Exchange NYSE | | | | | | | | |
| EAI \$599 Current yield 3.05% | May 6, 15 | 535 000 | 49 588 | 26 529 58 | 36 680 | 19,623 80 | -6,905 78 | ST |
| ASSURANT INC | | | | | | | | |
| Symbol AIZ Exchange NYSE | | | | | | | | |
| EAI \$140 Current yield 2.48% | May 6, 15 | 70 000 | 64 474 | 4,513 18 | 80 540 | 5,637 80 | 1,124 62 | ST |
| AUTONATION INC | | | | | | | | |
| Symbol AN Exchange NYSE | | | | | | | | |
| | May 6, 15 | 349,000 | 62 862 | 21,938 91 | 59 660 | 20,821 34 | -1,117 57 | ST |
| AVAGO TECHNOLOGIES LTD SGD | | | | | | | | |
| Symbol AVGO Exchange OTC | | | | | | | | |
| EAI \$428 Current yield 1.21% | May 6, 15 | 243 000 | 115 741 | 28,125 23 | 145 150 | 35,271 45 | 7,146 22 | ST |
| SGD Exchange rate: 1.41865 | | | | | | | | |
| BAXTER INTL INC | | | | | | | | |
| Symbol BAX Exchange NYSE | | | | | | | | |
| EAI \$349 Current yield 1.21% | Oct 1, 15 | 759 000 | 32 696 | 24,817 02 | 38 150 | 28,955 85 | 4,138 83 | ST |
| BERKSHIRE HATHAWAY INC NEW | | | | | | | | |
| CL B | | | | | | | | |
| Symbol BRK B Exchange NYSE | | | | | | | | |
| | May 6, 15 | 175 000 | 143 410 | 25,096 75 | 132 040 | 23,107 00 | -1,989 75 | ST |
| C H ROBINSON WORLDWIDE INC NEW | | | | | | | | |
| Symbol CHRW Exchange OTC | | | | | | | | |
| EAI \$697 Current yield 2.77% | Apr 2, 15 | 405 000 | 72 203 | 29,242 46 | 62.020 | 25,118 10 | -4,124 36 | ST |
| CABLEVISION SYSTEMS CORP NY | | | | | | | | |
| GROUP CL A | | | | | | | | |
| Symbol CVC Exchange NYSE | | | | | | | | |
| EAI \$418 Current yield 1.88% | May 6, 15 | 697 000 | 21 107 | 14,711 86 | 31 900 | 22,234 30 | 7,522 44 | ST |

continued next page



Managed Accounts Consulting
December 2015

Account name: INMAAT FOUNDATION

EIN#: 45-3814655

Your assets • Equities • Common stock (continued)

| Holding | Trade date | Number of shares | Purchase price/Average price per share (\$) | Cost basis (\$) | Price per share on Dec 31 (\$) | Value on Dec 31 (\$) | Unrealized gain or loss (\$) | Holding period |
|------------------------------------------|------------|------------------|---------------------------------------------|-----------------|--------------------------------|----------------------|------------------------------|----------------|
| CABOT OIL & GAS CORP | | | | | | | | |
| Symbol COG Exchange NYSE | | | | | | | | |
| EAI \$55 Current yield 0.45% | May 6, 15 | 465 000 | 34 116 | 15,864 22 | 17 690 | 8,225 85 | -7,638 37 | ST |
| | Jun 1, 15 | 109 000 | 34 120 | 3,719 08 | 17 690 | 1,928 21 | -1,790 87 | ST |
| | Jul 1, 15 | 116 000 | 30 915 | 3,586 14 | 17 690 | 2,052 04 | -1,534 10 | ST |
| Security total | | 690 000 | 33 579 | 23,169 44 | | 12,206 10 | -10,963 34 | |
| CARNIVAL CORP NEW (PAIRED STOCK) | | | | | | | | |
| Symbol CCL Exchange NYSE | | | | | | | | |
| EAI \$740 Current yield 2.20% | May 6, 15 | 617 000 | 43 250 | 26,685 25 | 54 480 | 33,614 16 | 6,928 91 | ST |
| CENTERPOINT ENERGY INC (HLDSG CO) | | | | | | | | |
| Symbol CNP Exchange NYSE | | | | | | | | |
| EAI \$476 Current yield 5.39% | May 6, 15 | 481 000 | 20 318 | 9,773 29 | 18 360 | 8,831 16 | -942 13 | ST |
| CENTURYLINK INC | | | | | | | | |
| Symbol CTL Exchange NYSE | | | | | | | | |
| EAI \$1,963 Current yield 8.58% | Jun 1, 15 | 302 000 | 33 020 | 9,972 04 | 25 160 | 7,598 32 | -2,373 72 | ST |
| | Jul 1, 15 | 607 000 | 29 586 | 17,959 19 | 25 160 | 15,272 12 | -2,687 07 | ST |
| Security total | | 909 000 | 30 727 | 27,931 23 | | 22,870 44 | -5,060 79 | |
| CHIPOTLE MEXICAN GRILL INC CL A | | | | | | | | |
| Symbol CMG Exchange NYSE | | | | | | | | |
| | Nov 3, 15 | 34 000 | 628 500 | 21,369 00 | 479 850 | 16,314 90 | -5,054 10 | ST |
| CITIGROUP INC | | | | | | | | |
| Symbol C Exchange NYSE | | | | | | | | |
| EAI \$42 Current yield 0.39% | Sep 1, 15 | 120 000 | 50 930 | 6,111 68 | 51 750 | 6,210 00 | 98 32 | ST |
| | Sep 11, 15 | 89 000 | 50 919 | 4,531 87 | 51 750 | 4,605 75 | 73 88 | ST |
| Security total | | 209 000 | 50 926 | 10,643 55 | | 10,815 75 | 172 20 | |
| CITRIX SYSTEMS INC | | | | | | | | |
| Symbol CTXS Exchange OTC | | | | | | | | |
| | Dec 28, 15 | 52 000 | 75 549 | 3,928 59 | 75 650 | 3,933 80 | 5 21 | ST |
| COGNIZANT TECH SOLUTIONS CRP | | | | | | | | |
| Symbol CTSH Exchange OTC | | | | | | | | |
| | May 6, 15 | 570 000 | 60 299 | 34,370 94 | 60 020 | 34,211 40 | -159 54 | ST |
| COMCAST CORP NEW CL A | | | | | | | | |
| Symbol CMCSA Exchange OTC | | | | | | | | |
| EAI \$441 Current yield 1.77% | Oct 1, 15 | 441 000 | 57 509 | 25,361 51 | 56 430 | 24,885 63 | -475 88 | ST |

continued next page



Managed Accounts Consulting
December 2015

Account name

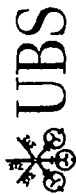
INMIAAT FOUNDATION

EIN#: 45-3814655

Your assets • Equities • Common stock (continued)

| Holding | Trade date | Number of shares | Purchase price/Average price per share (\$) | Cost basis (\$) | Price per share on Dec 31 (\$) | Value on Dec 31 (\$) | Unrealized gain or loss (\$) | Holding period |
|-------------------------------------|------------|------------------|---------------------------------------------|-----------------|--------------------------------|----------------------|------------------------------|----------------|
| CSRA INC | | | | | | | | |
| Symbol: CSRA Exchange NYSE | | | | | | | | |
| EAI \$117 Current yield 1.33% | Jul 1, 15 | 180,000 | 28.497 | 5,129.54 | 30.000 | 5,400.00 | 270.46 | ST |
| | Aug 3, 15 | 113,000 | 28.109 | 3,176.39 | 30.000 | 3,390.00 | 213.61 | ST |
| Security total | | 293,000 | 28.348 | 8,305.93 | | 8,790.00 | 484.07 | |
| D R HORTON INC | | | | | | | | |
| Symbol: DHI Exchange NYSE | | | | | | | | |
| EAI \$259 Current yield 1.00% | Aug 3, 15 | 192,000 | 29.560 | 5,675.52 | 32.030 | 6,149.76 | 474.24 | ST |
| | Oct 1, 15 | 150,000 | 29.399 | 4,409.99 | 32.030 | 4,804.50 | 394.51 | ST |
| | Nov 3, 15 | 467,000 | 29.913 | 13,969.70 | 32.030 | 14,958.01 | 988.31 | ST |
| Security total | | 809,000 | 29.735 | 24,055.21 | | 25,912.27 | 1,857.06 | |
| DARDEN RESTAURANTS INC | | | | | | | | |
| Symbol: DRI Exchange NYSE | | | | | | | | |
| EAI \$442 Current yield 3.14% | Nov 3, 15 | 221,000 | 55.922 | 12,358.82 | 63.640 | 14,064.44 | 1,705.62 | ST |
| DISCOVERY COMMUNICATIONS INC | | | | | | | | |
| CL A | | | | | | | | |
| Symbol: DISCA Exchange OTC | | | | | | | | |
| EAI \$1,208 Current yield 4.47% | May 6, 15 | 845,000 | 31.979 | 27,023.02 | 26.680 | 22,544.60 | -4,478.42 | ST |
| EXELON CORP | | | | | | | | |
| Symbol: EXC Exchange NYSE | | | | | | | | |
| EAI \$1,208 Current yield 4.47% | May 6, 15 | 27,000 | 33.310 | 899.37 | 27.770 | 749.79 | -149.58 | ST |
| | Jul 1, 15 | 346,000 | 31.679 | 10,961.00 | 27.770 | 9,608.42 | -1,352.58 | ST |
| | Aug 3, 15 | 171,000 | 32.196 | 5,505.60 | 27.770 | 4,748.67 | -756.93 | ST |
| | Sep 1, 15 | 215,000 | 29.990 | 6,447.85 | 27.770 | 5,970.55 | -477.30 | ST |
| | Nov 3, 15 | 108,000 | 31.309 | 3,381.46 | 27.770 | 2,999.16 | -382.30 | ST |
| | Nov 3, 15 | 107,000 | 28.339 | 3,032.37 | 27.770 | 2,971.39 | -60.98 | ST |
| Security total | | 974,000 | 31.035 | 30,227.65 | | 27,047.98 | -3,179.67 | |
| EXPEDIA INC | | | | | | | | |
| Symbol: EXPE Exchange OTC | | | | | | | | |
| EAI \$36 Current yield 0.76% | May 6, 15 | 38,000 | 98.160 | 3,730.08 | 124.300 | 4,723.40 | 993.32 | ST |
| FACEBOOK INC CL A | | | | | | | | |
| Symbol: FB Exchange OTC | | | | | | | | |
| EAI \$658 Current yield 2.75% | May 6, 15 | 138,000 | 77.559 | 10,703.27 | 104.660 | 14,443.08 | 3,739.81 | ST |
| FASTENAL CO | | | | | | | | |
| Symbol: FAST Exchange OTC | | | | | | | | |
| EAI \$658 Current yield 2.75% | May 6, 15 | 596,000 | 41.559 | 24,769.70 | 40.820 | 24,328.72 | -440.98 | ST |

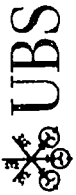
continued next page



Your assets › Equities › Common stock (continued)

| Holding | Trade date | Number of shares | Purchase price/Average price per share (\$) | Cost basis (\$) | Price per share on Dec 31 (\$) | Value on Dec 31 (\$) | Unrealized gain or loss (\$) | Holding period |
|---------------------------------------|------------|------------------|---------------------------------------------|-----------------|--------------------------------|----------------------|------------------------------|----------------|
| FIRST SOLAR INC | | | | | | | | |
| Symbol FSLR Exchange OTC | Dec 28, 15 | 162 000 | 66 321 | 10,744 07 | 65 990 | 10,690 38 | -53 69 | ST |
| FIRSTENERGY CORP | | | | | | | | |
| Symbol FE Exchange NYSE | | | | | | | | |
| EAI \$148 Current yield 4.53% | Nov 3, 15 | 103 000 | 30 612 | 3,153 05 | 31 730 | 3,268 19 | 115 14 | ST |
| FORD MOTOR CO COM NEW | | | | | | | | |
| Symbol F Exchange NYSE | | | | | | | | |
| EAI \$548 Current yield 4.26% | Dec 28, 15 | 914 000 | 14 197 | 12,976 33 | 14 090 | 12,878 26 | -98 07 | ST |
| FS NETWORKS INC | | | | | | | | |
| Symbol FFIV Exchange OTC | May 6, 15 | 121 000 | 122 411 | 14,811 85 | 96 960 | 11,732 16 | -3,079 69 | ST |
| GAMESTOP CORP NEW (HOLDING CO) | | | | | | | | |
| CL A | | | | | | | | |
| Symbol GME Exchange NYSE | | | | | | | | |
| EAI \$1,076 Current yield 5.14% | May 6, 15 | 178 000 | 39 115 | 6,962 51 | 28 040 | 4,991 12 | -1,971 39 | ST |
| | Dec 28, 15 | 569 000 | 28 500 | 16,216 50 | 28 040 | 15,954 76 | -261 74 | ST |
| Security total | | 747 000 | 31 029 | 23,179 01 | | 20,945 88 | -2,233 13 | |
| GILEAD SCIENCES INC | | | | | | | | |
| Symbol GILD Exchange OTC | | | | | | | | |
| EAI \$686 Current yield 1.70% | Apr 25, 14 | 183 000 | 73 998 | 13,541 69 | 101 190 | 18,517 77 | 4,976 08 | LT |
| | Jun 20, 14 | 209 000 | 81 227 | 16 976 65 | 101 190 | 21,148 71 | 4,172 06 | LT |
| | Dec 18, 14 | 7 000 | 104 690 | 732 83 | 101 190 | 708 33 | -24 50 | LT |
| Security total | | 399 000 | 78 324 | 31,251 17 | | 40,374 81 | 9,123 64 | |
| GOODYEAR TIRE & RUBBER CO | | | | | | | | |
| Symbol GT Exchange OTC | | | | | | | | |
| EAI \$205 Current yield 0.86% | May 6, 15 | 485 000 | 27 899 | 13,531 35 | 32 670 | 15,844 95 | 2,313 60 | ST |
| | Jul 1, 15 | 248 000 | 30 414 | 7,542 71 | 32 670 | 8,102 16 | 559 45 | ST |
| Security total | | 733 000 | 28,750 | 21,074 06 | | 23,947 11 | 2,873 05 | |
| HARLEY DAVIDSON INC | | | | | | | | |
| Symbol HOG Exchange NYSE | | | | | | | | |
| EAI \$91 Current yield 2.75% | May 6, 15 | 73 000 | 56 500 | 4,124 50 | 45 390 | 3,313 47 | -811 03 | ST |
| HEWLETT PACKARD ENTERPRISE CO | | | | | | | | |
| Symbol HPE Exchange NYSE | | | | | | | | |
| EAI \$141 Current yield 1.44% | May 6, 15 | 188 000 | 17 160 | 3,226 14 | 15 200 | 2,857 60 | -368 54 | ST |

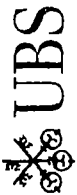
continued next page



Your assets • Equities • Common stock (continued)

| holding | Trade date | Number of shares | Purchase price/Average price per share (\$) | Cost basis (\$) | Price per share on Dec 31 (\$) | Value on Dec 31 (\$) | Unrealized gain or loss (\$) | Holding period |
|----------------------------------|------------|------------------|---------------------------------------------|-----------------|--------------------------------|----------------------|------------------------------|----------------|
| Security total | Dec 28, 15 | 454 000 | 15 216 | 6,908 38 | 15 200 | 6,900 80 | -7.58 | ST |
| Security total | | | | | | | | |
| HOST HOTELS & RESORTS INC (REIT) | | | | | | | | |
| Symbol: HST Exchange NYSE | | | | | | | | |
| EAI \$1,030 Current yield 5.22% | May 6, 15 | 1,287 000 | 19 407 | 24,977 32 | 15 340 | 19,742 58 | -5,234 74 | ST |
| HP INC | | | | | | | | |
| Symbol: HPQ Exchange NYSE | | | | | | | | |
| EAI \$673 Current yield 4.19% | May 6, 15 | 188 000 | 15 309 | 2,878 20 | 11 840 | 2,225 92 | -652 28 | ST |
| | Nov 16, 15 | 1,168 000 | 13 340 | 15,581 12 | 11 840 | 13,829 12 | -1,752 00 | ST |
| Security total | | 1,356 000 | 13 613 | 18,459 32 | | 16,055 04 | -2,404 28 | |
| HUNT J B TRANS SVCS INC | | | | | | | | |
| Symbol: JBHT Exchange OTC | | | | | | | | |
| EAI \$72 Current yield 1.14% | Sep 11, 15 | 86 000 | 76 559 | 6,584 09 | 73 360 | 6,308 96 | -275 13 | ST |
| IRON MTN INC NEW COM | | | | | | | | |
| Symbol: IRM Exchange NYSE | | | | | | | | |
| EAI \$237 Current yield 7.19% | Dec 28, 15 | 122 000 | 27 412 | 3,344 31 | 27 010 | 3,295 22 | -49 09 | ST |
| JPMORGAN CHASE & CO | | | | | | | | |
| Symbol: JPM Exchange NYSE | | | | | | | | |
| EAI \$820 Current yield 2.66% | Dec 28, 15 | 466 000 | 66 336 | 30,912 86 | 66 030 | 30,769 98 | -142 88 | ST |
| KIMCO REALTY CORP | | | | | | | | |
| Symbol: KIM Exchange NYSE | | | | | | | | |
| EAI \$1,011 Current yield 3.86% | Jun 1, 15 | 991 000 | 24 331 | 24,113 01 | 26 460 | 26,221 86 | 2,108 85 | ST |
| KLA -TENCOR CORP | | | | | | | | |
| Symbol: KLAC Exchange OTC | | | | | | | | |
| EAI \$628 Current yield 3.00% | Dec 28, 15 | 302 000 | 69 166 | 20,888.19 | 69 350 | 20,943 70 | 55 51 | ST |
| LAM RESEARCH CORP | | | | | | | | |
| Symbol: LRCX Exchange OTC | | | | | | | | |
| EAI \$235 Current yield 1.51% | Jun 20, 14 | 54 000 | 66 397 | 3,585 49 | 79 420 | 4,288 68 | 703 19 | LT |
| | Apr 2, 15 | 3 000 | 70 450 | 211 35 | 79 420 | 238 26 | 26 91 | ST |
| | May 6, 15 | 139 000 | 74 749 | 10,390 24 | 79 420 | 11,039 38 | 649 14 | ST |
| Security total | | 196 000 | 72 383 | 14,187 08 | | 15,566 32 | 1,379 24 | |
| LEVEL 3 COMMUNICATIONS INC | | | | | | | | |
| Symbol: LVLT Exchange NYSE | | | | | | | | |
| | May 6, 15 | 72 000 | 55.429 | 3,990 95 | 54 360 | 3,913 92 | -77 03 | ST |

continued next page



Managed Accounts Consulting
December 2015

Account name:

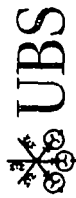
INMAAT FOUNDATION

EIN#: 45-3814655

Your assets • Equities • Common stock (continued)

| Holding | Trade date | Number of shares | Purchase price/ Average price per share (\$) | Cost basis (\$) | Price per share on Dec 31 (\$) | Value on Dec 31 (\$) | Unrealized gain or loss (\$) | Holding period |
|-------------------------------|------------|------------------|----------------------------------------------------|-----------------|-----------------------------------|-------------------------|---------------------------------|-------------------|
| Security total | Jun 1, 15 | 204 000 | 55 520 | 11,326.23 | 54 360 | 11,089 44 | -236 79 | ST |
| Security total | | 276 000 | 55 497 | 15,317 18 | | 15,003 36 | -313 82 | |
| UNCOLN NATL CORP IND | | | | | | | | |
| Symbol LNC Exchange NYSE | | | | | | | | |
| EAI \$89 Current yield 1 99% | May 6 15 | 89 000 | 58 399 | 5,197 59 | 50 260 | 4,473 14 | -724 45 | ST |
| MACERICH COMPANY | | | | | | | | |
| Symbol MAC Exchange NYSE | | | | | | | | |
| EAI \$955 Current yield 3 37% | Jul 1, 15 | 351 000 | 76 559 | 26,872 54 | 80 690 | 28,322 19 | 1,449 65 | ST |
| MALLINCKRODT PUB LTD CO | | | | | | | | |
| Symbol MNK Exchange NYSE | | | | | | | | |
| EAI \$187 Current yield 1 17% | Sep 1, 15 | 49 000 | 84 129 | 4,122 35 | 74 630 | 3,656 87 | -465 48 | ST |
| | Sep 11, 15 | 70 000 | 82 214 | 5,754 98 | 74 630 | 5,224 10 | -530 88 | ST |
| Security total | | 119 000 | 83 003 | 9,877 33 | | 8,880 97 | -996 36 | |
| MARTIN MARIETTA MATERIALS INC | | | | | | | | |
| Symbol MLM Exchange NYSE | | | | | | | | |
| EAI \$187 Current yield 1 17% | Jul 1, 15 | 57 000 | 143 344 | 8,170 65 | 136 580 | 7,785 06 | -385 59 | ST |
| | Nov 3, 15 | 60 000 | 145 476 | 8,728 56 | 136 580 | 8,194 80 | -533 76 | ST |
| Security total | | 117 000 | 144 438 | 16,899 21 | | 15,979 86 | -919 35 | |
| MASCO CORP | | | | | | | | |
| Symbol MAS Exchange NYSE | | | | | | | | |
| EAI \$281 Current yield 1 34% | May 6 15 | 739 000 | 23 319 | 17,232 89 | 28 300 | 20,913 70 | 3,680 81 | ST |
| MATTEL INC | | | | | | | | |
| Symbol MAT Exchange OTC | | | | | | | | |
| EAI \$918 Current yield 5 59% | Aug 3, 15 | 604 000 | 22 418 | 13,540 59 | 27 170 | 16,410 68 | 2,870 09 | ST |
| MICHAEL KORS HLDGS LTD | | | | | | | | |
| Symbol KORS Exchange NYSE | | | | | | | | |
| EAI \$141 Current yield 3 09% | Nov 3, 15 | 81 000 | 39 357 | 3,187 92 | 40 060 | 3,244 86 | 56 94 | ST |
| MICROCHIP TECHNOLOGY INC | | | | | | | | |
| Symbol MCHP Exchange OTC | | | | | | | | |
| EAI \$141 Current yield 3 09% | May 6, 15 | 98 000 | 46 849 | 4,591 29 | 46 540 | 4,560 92 | -30 37 | ST |
| MOSAIC CO | | | | | | | | |
| Symbol MOS Exchange NYSE | | | | | | | | |
| EAI \$150 Current yield 4 00% | Oct 1, 15 | 136 000 | 30 078 | 4,090 70 | 27 590 | 3,752 24 | -338 46 | ST |
| NASDAQ INC | | | | | | | | |
| Symbol NDAQ Exchange OTC | | | | | | | | |
| EAI \$317 Current yield 1 72% | May 6, 15 | 317 000 | 49 035 | 15,544 13 | 58 170 | 18,439 89 | 2,895 76 | ST |

continued next page



Managed Accounts Consulting
December 2015

Account name:

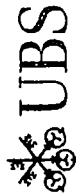
INMAAT FOUNDATION

EIN#: 45-3814655

Your assets • Equities • Common stock (continued)

| Holding | Trade date | Number of shares | Purchase price/ Average price per share (\$) | Cost basis (\$) | Price per share on Dec 31 (\$) | Value on Dec 31 (\$) | Unrealized gain or loss (\$) | Holding period |
|------------------------------------------|------------|------------------|----------------------------------------------------|-----------------|-----------------------------------|-------------------------|---------------------------------|-------------------|
| NEWMONT MINING CORP (HOLDING CO) | | | | | | | | |
| Symbol NEM Exchange NYSE | | | | | | | | |
| EAI \$87 Current yield 0.55% | Jul 1, 15 | 144,000 | 23.100 | 3,326.40 | 17.990 | 2,590.56 | -735.84 | ST |
| | Aug 18, 15 | 198,000 | 17.548 | 3,474.62 | 17.990 | 3,562.02 | 87.40 | ST |
| | Dec 28, 15 | 531,000 | 17.821 | 9,463.43 | 17.990 | 9,552.69 | 89.26 | ST |
| Security total | | 873,000 | 18.631 | 16,264.45 | | 15,705.27 | -559.18 | |
| NEWS CORP NEW CL A | | | | | | | | |
| Symbol NWSA Exchange OTC | | | | | | | | |
| EAI \$130 Current yield 0.75% | May 6, 15 | 1,300,000 | 14.968 | 19,459.13 | 13.360 | 17,368.00 | -2,091.13 | ST |
| NEWS CORP NEW CL B | | | | | | | | |
| Symbol NWS Exchange OTC | | | | | | | | |
| EAI \$183 Current yield 0.72% | Oct 1, 15 | 1,827,000 | 12.820 | 23,422.14 | 13.960 | 25,504.92 | 2,082.78 | ST |
| NRG ENERGY INC NEW | | | | | | | | |
| Symbol NRG Exchange NYSE | | | | | | | | |
| EAI \$1.119 Current yield 4.93% | Nov 3, 15 | 1,929,000 | 13.767 | 26,557.31 | 11.770 | 22,704.33 | -3,852.98 | ST |
| NUCOR CORP | | | | | | | | |
| Symbol NUE Exchange NYSE | | | | | | | | |
| EAI \$857 Current yield 3.72% | May 6, 15 | 571,000 | 48.784 | 27,856.12 | 40.300 | 23,011.30 | -4,844.82 | ST |
| PACCAR INC | | | | | | | | |
| Symbol PCAR Exchange OTC | | | | | | | | |
| EAI \$203 Current yield 2.03% | Sep 1, 15 | 96,000 | 57.119 | 5,483.46 | 47.400 | 4,550.40 | -933.06 | ST |
| | Sep 11, 15 | 115,000 | 57.495 | 6,611.95 | 47.400 | 5,451.00 | -1,160.95 | ST |
| Security total | | 211,000 | 57.324 | 12,095.41 | | 10,001.40 | -2,094.01 | |
| PERRIGO CO PLC EUR | | | | | | | | |
| Symbol PRGO Exchange NYSE | | | | | | | | |
| EAI \$64 Current yield 0.35% | Sep 11, 15 | 18,000 | 179.100 | 3,223.80 | 144.700 | 2,604.60 | -619.20 | ST |
| EUR Exchange rate 0.92055 | Oct 1, 15 | 109,000 | 154.833 | 16,876.80 | 144.700 | 15,772.30 | -1,104.50 | ST |
| Security total | | 127,000 | 158.272 | 20,100.60 | | 18,376.90 | -1,723.70 | |
| PPL CORP | | | | | | | | |
| Symbol PPL Exchange NYSE | | | | | | | | |
| EAI \$574 Current yield 4.43% | Jul 1, 15 | 380,000 | 29.560 | 11,232.80 | 34.130 | 12,969.40 | 1,736.60 | ST |

continued next page



Managed Accounts Consulting
December 2015

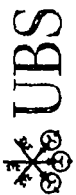
EIN#: 45-3814655

Account name. INMAAT FOUNDATION

Your assets • Equities • Common stock (continued)

| Holding | Trade date | Number of shares | Purchase price/Average price per share (\$) | Cost basis (\$) | Price per share on Dec 31 (\$) | Value on Dec 31 (\$) | Unrealized gain or loss (\$) | Holding period |
|--------------------------------------|------------|------------------|---------------------------------------------|-----------------|--------------------------------|----------------------|------------------------------|----------------|
| PRICE T ROWE GROUP INC | | | | | | | | |
| Symbol TROW Exchange OTC | | | | | | | | |
| EAI \$740 Current yield 2.91% | May 6, 15 | 77 000 | 80 439 | 6,193 87 | 71 490 | 5,504 73 | -689 14 | ST |
| | Aug 3, 15 | 279 000 | 76 984 | 21,478 74 | 71 490 | 19,945 71 | -1,533 03 | ST |
| Security total | | 356 000 | 77 732 | 27,672 61 | | 25,450 44 | -2,222 17 | |
| PRICELINE GROUP INC NEW | | | | | | | | |
| Symbol PCLN Exchange OTC | Dec 28, 15 | 14 000 | 1,268 500 | 17,759 00 | 1,274 950 | 17,849 30 | 90 30 | ST |
| PROGRESSIVE CORP OHIO | | | | | | | | |
| Symbol PGR Exchange NYSE | | | | | | | | |
| EAI \$600 Current yield 2.16% | Dec 28, 15 | 875 000 | 31 940 | 27,947 50 | 31 800 | 27,825 00 | -122 50 | ST |
| PRUDENTIAL FINANCIAL INC | | | | | | | | |
| Symbol PRU Exchange NYSE | | | | | | | | |
| EAI \$1,002 Current yield 3.44% | May 6, 15 | 358 000 | 83 459 | 29,878 61 | 81 410 | 29,144 78 | -733 83 | ST |
| PUBLIC STORAGE REIT | | | | | | | | |
| Symbol PSA Exchange NYSE | | | | | | | | |
| EAI \$911 Current yield 2.74% | May 6, 15 | 83 000 | 186 699 | 15,496 09 | 247 700 | 20,559 10 | 5,063 01 | ST |
| | Sep 1, 15 | 51 000 | 199 185 | 10,158 45 | 247 700 | 12,632 70 | 2,474 25 | ST |
| Security total | | 134 000 | 191 452 | 25,654 54 | | 33,191 80 | 7,537 26 | |
| PVH CORP COM | | | | | | | | |
| Symbol PVH Exchange NYSE | | | | | | | | |
| EAI \$34 Current yield 0.20% | Aug 3, 15 | 38 000 | 113 863 | 4,326 82 | 73 650 | 2,798 70 | -1,528 12 | ST |
| | Oct 1, 15 | 34 000 | 100 102 | 3,403 47 | 73 650 | 2,504 10 | -899 37 | ST |
| | Nov 3, 15 | 154 000 | 92 736 | 14,281 39 | 73 650 | 11,342 10 | -2,939 29 | ST |
| Security total | | 226 000 | 97 397 | 22,011 68 | | 16,644 90 | -5,366 78 | |
| QUANTA SERVICES INC | | | | | | | | |
| Symbol PWR Exchange NYSE | Nov 3, 15 | 1,154 000 | 20 259 | 23,379 35 | 20 250 | 23,368 50 | -10 85 | ST |
| REGENERON PHARMACEUTICALS INC | | | | | | | | |
| Symbol REGN Exchange OTC | Dec 28, 15 | 10 000 | 539 859 | 5,398 59 | 542 870 | 5,428 70 | 30 11 | ST |
| ROBERT HALF INTL INC | | | | | | | | |
| Symbol RHI Exchange NYSE | | | | | | | | |
| EAI \$263 Current yield 1.70% | May 6, 15 | 329 000 | 54 894 | 18,060 39 | 47,140 | 15,509 06 | -2,551 33 | ST |

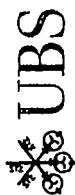
continued next page



Your assets • Equities • Common stock (continued)

| Holding | Trade date | Number of shares | Purchase price/Average price per share (\$) | Cost basis (\$) | Price per share on Dec 31 (\$) | Value on Dec 31 (\$) | Unrealized gain or loss (\$) | Holding period |
|--------------------------------------|------------|------------------|---------------------------------------------|-----------------|--------------------------------|----------------------|------------------------------|----------------|
| ROYAL CARIBBEAN CRUISES LTD | | | | | | | | |
| LIBERIA ORD | | | | | | | | |
| Symbol RCL Exchange NYSE | | | | | | | | |
| EAI \$102 Current yield 1.48% | May 6, 15 | 68,000 | 66.629 | 4,530.83 | 101.210 | 6,882.28 | 2,351.45 | ST |
| RYDER SYSTEM INC | | | | | | | | |
| Symbol R Exchange NYSE | | | | | | | | |
| EAI \$487 Current yield 2.89% | May 6, 15 | 297,000 | 94.969 | 28,206.06 | 56.830 | 16,878.51 | -11,327.55 | ST |
| SCRIPPS NETWORKS INTERACT INC | | | | | | | | |
| CL A | | | | | | | | |
| Symbol SNI Exchange NYSE | | | | | | | | |
| EAI \$422 Current yield 1.67% | Sep 1, 15 | 298,000 | 51.855 | 15,452.82 | 55.210 | 16,452.58 | 999.76 | ST |
| | Sep 11, 15 | 82,000 | 52.979 | 4,344.28 | 55.210 | 4,527.22 | 182.94 | ST |
| | Dec 28, 15 | 79,000 | 55.188 | 4,359.90 | 55.210 | 4,361.59 | 1.69 | ST |
| Security total | | 459,000 | 52.630 | 24,157.00 | | 25,341.39 | 1,184.39 | |
| TEGNA INC | | | | | | | | |
| Symbol TGNA Exchange NYSE | | | | | | | | |
| EAI \$253 Current yield: 2.20% | Sep 1, 15 | 451,000 | 23.249 | 10,485.67 | 25.520 | 11,509.52 | 1,023.85 | ST |
| TESORO CORP | | | | | | | | |
| Symbol TSO Exchange NYSE | | | | | | | | |
| EAI \$100 Current yield 1.90% | May 6, 15 | 50,000 | 88.900 | 4,445.00 | 105.370 | 5,268.50 | 823.50 | ST |
| TRACTOR SUPPLY COMPANY | | | | | | | | |
| Symbol TSCO Exchange OTC | | | | | | | | |
| EAI \$72 Current yield 0.94% | Sep 1, 15 | 53,000 | 82.193 | 4,356.25 | 85.500 | 4,531.50 | 175.25 | ST |
| | Sep 11, 15 | 37,000 | 88.011 | 3,256.41 | 85.500 | 3,163.50 | -92.91 | ST |
| Security total | | 90,000 | 84.585 | 7,612.66 | | 7,695.00 | 82.34 | |
| TYSON FOODS INC CL A | | | | | | | | |
| Symbol TSN Exchange NYSE | | | | | | | | |
| EAI \$578 Current yield: 1.13% | May 6, 15 | 630,000 | 40.266 | 25,367.64 | 53.330 | 33,597.90 | 8,230.25 | ST |
| UNITED CONTL HLDGS INC | | | | | | | | |
| Symbol UAL Exchange: NYSE | | | | | | | | |
| | Oct 1, 15 | 138,000 | 52.719 | 7,275.35 | 57.300 | 7,907.40 | 632.05 | ST |
| | Dec 28, 15 | 98,000 | 58.906 | 5,772.81 | 57.300 | 5,615.40 | -157.41 | ST |
| Security total | | 236,000 | 55.289 | 13,048.16 | | 13,522.80 | 474.64 | |
| UNTD RENTALS INC | | | | | | | | |
| Symbol URI Exchange NYSE | | | | | | | | |
| | May 6, 15 | 54,000 | 99.715 | 5,384.65 | 72.540 | 3,917.16 | -1,467.49 | ST |

continued next page



Managed Accounts Consulting
December 2015

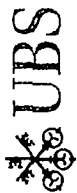
Account name

INMAAT FOUNDATION

EIN#: 45-3814655

Your assets • Equities • Common stock (continued)

| holding | Trade date | Number of shares | Purchase price/ Average price per share (\$) | Cost basis (\$) | Price per share on Dec 31 (\$) | Value on Dec 31 (\$) | Unrealized gain or loss (\$) | Holding period |
|------------------------------------------------|------------|------------------|----------------------------------------------------|-----------------------|-----------------------------------|-------------------------|---------------------------------|-------------------|
| VENTAS INC | | | | | | | | |
| Symbol: VTR Exchange: NYSE | | | | | | | | |
| EAI 5383 Current yield 5.18% | May 6, 15 | 131 000 | 58 214 | 7,626 11 | 56 430 | 7,352 33 | -233 78 | ST |
| VERISIGN INC | | | | | | | | |
| Symbol: VRSN Exchange: OTC | May 6, 15 | 167 000 | 63 399 | 10,587 72 | 87 360 | 14,589 12 | 4,001 40 | ST |
| VERISK ANALYTICS INC | | | | | | | | |
| Symbol: VRSK Exchange: OTC | Nov 3, 15 | 375 000 | 69 709 | 26,141 18 | 76 880 | 28,830 00 | 2,688 82 | ST |
| VIACOM INC NEW CL B | | | | | | | | |
| Symbol: VIAB Exchange: OTC | Aug 3, 15 | 60 000 | 55 957 | 3,357 44 | 41 160 | 2,469 60 | -887 84 | ST |
| EAI 5222 Current yield 3.88% | Sep 1, 15 | 79 000 | 40 195 | 3,175 41 | 41 160 | 3,251.64 | 76 23 | ST |
| Security total | | 139 000 | 46 959 | 6,532 85 | | 5,721 24 | -811 61 | |
| WELLTOWER INC REIT | | | | | | | | |
| Symbol: HCN Exchange: NYSE | May 6, 15 | 377 000 | 70 768 | 26,679 91 | 68 030 | 25,647 31 | -1,032 60 | ST |
| EAI 51,244 Current yield 4.85% | | | | | | | | |
| WHOLE FOODS MARKET INC | | | | | | | | |
| Symbol: WFM Exchange: OTC | Jun 1, 15 | 84 000 | 41 367 | 3,474 90 | 33 500 | 2,814 00 | -660 90 | ST |
| EAI 5151 Current yield 1.62% | Jul 9, 15 | 85 000 | 40 777 | 3,466 05 | 33 500 | 2,847 50 | -618 55 | ST |
| | Nov 16, 15 | 110 000 | 30 119 | 3,313 19 | 33 500 | 3,685 00 | 371 81 | ST |
| Security total | | 279 000 | 36,753 | 10,254 14 | | 9,346 50 | -907 64 | |
| XCEL ENERGY INC | | | | | | | | |
| Symbol: XEL Exchange: NYSE | May 6, 15 | 183 000 | 33 239 | 6,082 90 | 35 910 | 6,571 53 | 488 63 | ST |
| EAI 5234 Current yield 3.56% | | | | | | | | |
| Total | | | | \$1,657,078.37 | | \$1,628,267.23 | -\$28,811.14 | |
| Total estimated annual income: \$34,089 | | | | | | | | |



Managed Accounts Consulting
December 2015

Account name

INMAAT FOUNDATION

EIN#: 45-3814655

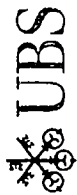
Your assets

Equities

Common stock

| Holding | Trade date | Number of shares | Purchase price/ Average price per share (\$) | Cost basis (\$) | Price per share on Dec 31 (\$) | Value on Dec 31 (\$) | Unrealized gain or loss (\$) | Holding period |
|---------------------------------|------------|------------------|----------------------------------------------------|-----------------|-----------------------------------|-------------------------|------------------------------------|-------------------|
| ACE LTD CHF | | | | | | | | |
| Symbol ACE Exchange NYSE | | | | | | | | |
| EAI \$1,608 Current yield 2.29% | | | | | | | | |
| CHF Exchange rate 1.00100 | | | | | | | | |
| | Aug 1, 13 | 220 000 | 92 294 | 20,304 71 | 116 850 | 25,707 00 | 5,402 29 | LT |
| | Aug 1, 13 | 16 000 | 92 294 | 1,476 71 | 116 850 | 1,869 60 | 392 89 | LT |
| | Oct 17, 13 | 209 000 | 96 747 | 20,220 27 | 116 850 | 24,421 65 | 4,201 38 | LT |
| | Jun 23, 14 | 155 000 | 104 959 | 16,268 65 | 116 850 | 18,111 75 | 1,843 10 | LT |
| Security total | | 600 000 | 97 117 | 58,270 34 | | 70,110 00 | 11,839 66 | |
| ARM HOLDINGS PLC SPON ADR | | | | | | | | |
| Symbol ARMH Exchange OTC | | | | | | | | |
| EAI \$333 Current yield 0.70% | | | | | | | | |
| | Aug 1, 13 | 288 000 | 40 837 | 11,761 34 | 45 240 | 13,029 12 | 1,267 78 | LT |
| | Oct 17, 13 | 260 000 | 49 140 | 12,776 40 | 45 240 | 11,762 40 | -1,014 00 | LT |
| | Jun 23, 14 | 208 000 | 46 497 | 9,671 47 | 45 240 | 9,409 92 | -261 55 | LT |

continued next page



Managed Accounts Consulting
December 2015

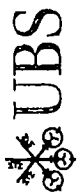
Account name: INMAAT FOUNDATION

EIN#: 45-3814655

Your assets • Equities • Common stock (continued)

| Holding | Trade date | Number of shares | Purchase price/ Average price per share (\$) | Cost basis (\$) | Price per share on Dec 31 (\$) | Value on Dec 31 (\$) | Unrealized gain or loss (\$) | Holding period |
|--------------------------------|------------|------------------|----------------------------------------------------|-----------------|-----------------------------------|-------------------------|---------------------------------|-------------------|
| Security total | Nov 7, 14 | 301 000 | 41 645 | 12,535 24 | 45 240 | 13,617 24 | 1,082 00 | LT |
| CANADIAN PAC RAILWAY LTD CAD | | | | | | | | |
| Symbol CP Exchange NYSE | | | | | | | | |
| EAI 5334 Current yield 0 80% | | | | | | | | |
| CAD Exchange rate 1 38910 | | | | | | | | |
| Security total | Sep 6, 13 | 71 000 | 121 175 | 8,603 45 | 127 600 | 9,059 60 | 456 15 | LT |
| | Oct 17, 13 | 152 000 | 129 221 | 19,641 74 | 127 500 | 19,395 20 | -246 54 | LT |
| | Jun 23, 14 | 104 000 | 183 164 | 19,049 06 | 127 600 | 13,270 40 | -5,778 66 | LT |
| Security total | | 327 000 | 144 631 | 47,294 25 | | 41,725 20 | -5,569 05 | |
| CHR HANSEN HLDG SPON ADR | | | | | | | | |
| Symbol CHYHY Exchange OTC | | | | | | | | |
| EAI 51,162 Current yield 1 69% | | | | | | | | |
| Security total | Feb 27, 14 | 286 000 | 20 493 | 5,861 11 | 31 200 | 8,923 20 | 3,062 09 | LT |
| | Feb 28, 14 | 456 000 | 20 746 | 9,460 41 | 31 200 | 14,227 20 | 4,766 79 | LT |
| | Feb 28, 14 | 162 000 | 20 746 | 3,360 93 | 31 200 | 5,054 40 | 1,693 47 | LT |
| | Jun 23, 14 | 705 000 | 21 200 | 14,946 00 | 31 200 | 21,996 00 | 7,050 00 | LT |
| Security total | Oct 21, 14 | 600 000 | 18 300 | 10,980 54 | 31 200 | 18,720 00 | 7,739 46 | LT |
| | | 2,209 000 | 20 194 | 44,608 99 | | 68,920 80 | 24,311 81 | |
| COLOPLAST AS ADR | | | | | | | | |
| Symbol CLPBY Exchange OTC | | | | | | | | |
| EAI 5668 Current yield 1 25% | | | | | | | | |
| Security total | Jul 24, 15 | 4,417 000 | 7 162 | 31,638 53 | 8 105 | 35,799 79 | 4,161 26 | ST |
| | Jul 24, 15 | 34 000 | 7 162 | 243 54 | 8 105 | 275 57 | 32 03 | ST |
| | Sep 10, 15 | 2,167 000 | 6 991 | 15,150 58 | 8 105 | 17,563 54 | 2,412 96 | ST |
| Security total | | 6,618 000 | 7 107 | 47,032 65 | | 53,638 89 | 6,606 25 | |
| COMPASS GROUP PLC SPON ADR | | | | | | | | |
| Symbol CMPGY Exchange OTC | | | | | | | | |
| EAI 51,036 Current yield 2 21% | | | | | | | | |
| Security total | Jun 3, 15 | 1,738 000 | 17 736 | 30,825 86 | 17 620 | 30,623 56 | -202 30 | ST |
| | Jun 3, 15 | 29 000 | 17 736 | 514 36 | 17 620 | 510 98 | -3 38 | ST |
| | Sep 24, 15 | 897 000 | 15 864 | 14,230 10 | 17 620 | 15,805 14 | 1,575 04 | ST |
| Security total | | 2,664 000 | 17 106 | 45,570 32 | | 46,939 68 | 1,369 36 | |
| CORE LABORATORIES N V EUR | | | | | | | | |
| Symbol CLB Exchange NYSE | | | | | | | | |
| EAI 51,038 Current yield 2 02% | | | | | | | | |
| EUR Exchange rate 0 92055 | | | | | | | | |
| Security total | Aug 1, 13 | 68 000 | 154 720 | 10,520 97 | 108 740 | 7,394 32 | -3,126 65 | LT |

continued next page



Managed Accounts Consulting
December 2015

Account name:

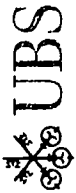
INMAAT FOUNDATION

EIN#: 45-3814655

Your assets • Equities • Common stock (continued)

| Holding | Trade date | Number of shares | Purchase price/Average price per share (\$) | Cost basis (\$) | Price per share on Dec 31 (\$) | Value on Dec 31 (\$) | Unrealized gain or loss (\$) | Holding period |
|------------------------------------|------------|------------------|---------------------------------------------|-----------------|--------------------------------|----------------------|------------------------------|----------------|
| Security total | | 472 000 | 153 011 | 72,230 99 | 108 740 | 51,325 28 | -20,895 71 | LT |
| CSL LTD SPON ADR | | | | | | | | |
| Symbol CSILY Exchange OTC | | | | | | | | |
| EAI S968 Current yield 1.43% | | | | | | | | |
| Security total | | 1,728 000 | 34 426 | 59,489 34 | 38 295 | 66,173 76 | 6,684 42 | ST |
| CTRIIP COMINTL LTD ADS | | | | | | | | |
| Symbol CTRP Exchange OTC | | | | | | | | |
| EAI S137 Current yield 2.03% | | | | | | | | |
| Security total | | 1,078 000 | 24 255 | 26,146 91 | 46 330 | 49,943 74 | 23,796 83 | ST |
| EXPERIAN PLC SPON ADR | | | | | | | | |
| Symbol ExPGY Exchange OTC | | | | | | | | |
| EAI S1,137 Current yield 2.03% | | | | | | | | |
| Security total | | 3,157 000 | 17 583 | 55,510 84 | 17 785 | 56,147 24 | 636 40 | ST |
| FANUC CORP ADR | | | | | | | | |
| Symbol FANUY Exchange OTC | | | | | | | | |
| EAI S1,182 Current yield 2.68% | | | | | | | | |
| Security total | | 1,529 000 | 28 085 | 42,942 53 | 28 805 | 44,042 84 | 1,100 30 | LT |
| HDFC BANK LTD ADR REPSTG 3 ORD SHS | | | | | | | | |
| Symbol HD8 Exchange NYSE | | | | | | | | |
| EAI S171 Current yield 0.58% | | | | | | | | |
| Security total | | 481 000 | 58 954 | 28,357 03 | 61 600 | 29,629 60 | 1,272 57 | ST |
| ICON PLC EUR | | | | | | | | |
| Symbol ICLR Exchange OTC | | | | | | | | |
| EUR Exchange rate 0.92055 | | | | | | | | |
| Security total | | 479 000 | 63 053 | 30,202 77 | 77 700 | 37,218 30 | 7,015 53 | ST |

continued next page



Your assets • Equities • Common stock (continued)

| Holding | Trade date | Number of shares | Purchase price/Average price per share (\$) | Cost basis (\$) | Price per share on Dec 31 (\$) | Value on Dec 31 (\$) | Unrealized gain or loss (\$) | Holding period |
|------------------------------------|------------|------------------|---------------------------------------------|-----------------|--------------------------------|----------------------|------------------------------|----------------|
| Security total | Jun 12, 15 | 194 000 | 67 080 | 13,013 54 | 77 700 | 15,073 80 | 2,060 26 | ST |
| Security total | | 673 000 | 64 214 | 43,216 31 | | 52,292 10 | 9,075 79 | |
| INDUSTRIA DE DISENO TEXTIL IND ADR | | | | | | | | |
| Symbol IDEXY Exchange OTC | Oct 17, 13 | 640 000 | 15 820 | 10,124 80 | 17 250 | 11,040 00 | 915 20 | LT |
| EAI \$294 Current yield 1 18% | Jun 23, 14 | 808 000 | 15 340 | 12,394 72 | 17 250 | 13,938 00 | 1,543 28 | LT |
| Security total | | 1,448 000 | 15 552 | 22,519 52 | | 24,978 00 | 2,458 48 | |
| LVMH MOET HENNESSY LOUIS NEW ADR | | | | | | | | |
| Symbol LVMUY Exchange OTC | Aug 1, 13 | 300 000 | 37 254 | 11,176 30 | 31 495 | 9,448 50 | -1,727 80 | LT |
| EAI \$602 Current yield 1 60% | Oct 17, 13 | 317 000 | 37 995 | 12,044 68 | 31 495 | 9,983 92 | -2,060 76 | LT |
| | Jun 23, 14 | 168 000 | 39 598 | 6,652 63 | 31 495 | 5,291 16 | -1,361 47 | LT |
| | Apr 28, 15 | 411 000 | 35 063 | 14,411 09 | 31 495 | 12,944 45 | -1,466 64 | ST |
| Security total | | 1,196 000 | 37 027 | 44,284 70 | | 37,668 02 | -6,616 67 | |
| NESTLE S A SPONSORED ADR | | | | | | | | |
| Symbol NSRGY Exchange OTC | Aug 1, 13 | 279 000 | 68 070 | 18,991 53 | 74 420 | 20,763 18 | 1,771 65 | LT |
| EAI \$1,698 Current yield 2 57% | Oct 17, 13 | 271 000 | 71 200 | 19,295 20 | 74 420 | 20,167 82 | 872 62 | LT |
| | Jun 23, 14 | 179 000 | 78 040 | 13,969 16 | 74 420 | 13,321 18 | -647 98 | LT |
| | Apr 28, 15 | 160 000 | 78 548 | 12,567 71 | 74 420 | 11,907 20 | -660 51 | ST |
| Security total | | 889 000 | 72 917 | 64,823 60 | | 66,159 38 | 1,335 78 | |
| NOVO NORDISK ADR DENMARK ADR | | | | | | | | |
| Symbol NVO Exchange NYSE | Aug 1, 13 | 83 000 | 34 659 | 2,876 71 | 58 080 | 4,820 64 | 1,943 93 | LT |
| EAI \$673 Current yield 0 92% | Aug 1, 13 | 53 000 | 34 659 | 1,836 93 | 58 080 | 3,078 24 | 1,241 31 | LT |
| | Oct 17, 13 | 435 000 | 34 697 | 15,093 53 | 58 080 | 25,264 80 | 10,171 27 | LT |
| | Oct 28, 13 | 245 000 | 36 457 | 8,932 10 | 58 080 | 14,229 60 | 5,297 50 | LT |
| | Jun 23, 14 | 446 000 | 46 008 | 20,519 80 | 58 080 | 25,903 68 | 5,383 88 | LT |
| Security total | | 1,262 000 | 39 033 | 49,259 07 | | 73,296 96 | 24,037 89 | |

continued next page



Managed Accounts Consulting
December 2015

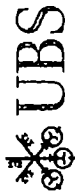
EIN#: 45-3814655

Account name: INMAAT FOUNDATION

Your assets • Equities • Common stock (continued)

| Holding | Trade date | Number of shares | Purchase price/Average price per share (\$) | Cost basis (\$) | Price per share on Dec 31 (\$) | Value on Dec 31 (\$) | Unrealized gain or loss (\$) | Holding period |
|---------------------------------------|------------|------------------|---------------------------------------------|-----------------|--------------------------------|----------------------|------------------------------|----------------|
| NOVOZYMES A/S ADR | | | | | | | | |
| Symbol NVZMY Exchange OTC | | | | | | | | |
| EAI S331 Current yield 0.61% | Aug 1, 13 | 435,000 | 34.991 | 15,221.12 | 47.720 | 20,758.20 | 5,537.08 | LT |
| | Aug 1, 13 | 18,000 | 34.991 | 629.84 | 47.720 | 858.96 | 229.12 | LT |
| | Oct 17, 13 | 401,000 | 38.030 | 15,250.03 | 47.720 | 19,135.72 | 3,885.69 | LT |
| | Jun 23, 14 | 290,000 | 50.117 | 14,533.94 | 47.720 | 13,838.80 | -695.14 | LT |
| Security total | | 1,144,000 | 39.891 | 45,634.93 | | 54,591.68 | 8,956.75 | |
| PERRIGO CO PLC EUR | | | | | | | | |
| Symbol PRGO Exchange NYSE | | | | | | | | |
| EAI S136 Current yield 0.35% | Oct 21, 15 | 181,000 | 154.938 | 28,043.87 | 144.700 | 26,190.70 | -1,853.17 | ST |
| EUR Exchange rate 0.92055 | Nov 23, 15 | 90,000 | 148.412 | 13,357.16 | 144.700 | 13,023.00 | -334.16 | ST |
| Security total | | 271,000 | 152.771 | 41,401.03 | | 39,213.70 | -2,187.33 | |
| RECKITT BENCKISER PLC SPON ADR | | | | | | | | |
| Symbol RBGLY Exchange OTC | | | | | | | | |
| EAI S1,239 Current yield 1.95% | Jul 30, 14 | 3,375,000 | 17.618 | 59,460.75 | 18.740 | 63,247.50 | 3,786.75 | LT |
| SENSATA TECHNOLOGIES HLDG NV | | | | | | | | |
| EUR | | | | | | | | |
| Symbol ST Exchange NYSE | | | | | | | | |
| EUR Exchange rate 0.92055 | Aug 1, 13 | 423,000 | 38.069 | 16,103.57 | 46.060 | 19,483.38 | 3,379.81 | LT |
| | Oct 17, 13 | 410,000 | 39.099 | 16,030.66 | 46.060 | 18,884.60 | 2,853.94 | LT |
| | Jun 23, 14 | 248,000 | 45.769 | 11,350.94 | 45.060 | 11,422.88 | 71.94 | LT |
| Security total | | 1,081,000 | 40.227 | 43,485.17 | | 49,790.86 | 6,305.69 | |
| SGS SA ADR UNSPONSORED | | | | | | | | |
| Symbol SGSOY Exchange OTC | | | | | | | | |
| EAI S915 Current yield 2.04% | Aug 1, 13 | 880,000 | 22.531 | 19,827.39 | 19.100 | 15,808.00 | -3,019.39 | LT |
| | Aug 1, 13 | 29,000 | 22.531 | 653.40 | 19.100 | 553.90 | -99.50 | LT |
| | Oct 17, 13 | 864,000 | 22.970 | 19,846.08 | 19.100 | 16,502.40 | -3,343.68 | LT |
| | Jun 23, 14 | 572,000 | 24.410 | 13,962.52 | 19.100 | 10,925.20 | -3,037.32 | LT |
| Security total | | 2,345,000 | 23.151 | 54,289.39 | | 44,789.50 | -9,499.89 | |
| SHOPRITE HOLDINGS SPON ADR | | | | | | | | |
| Symbol SRGHY Exchange OTC | | | | | | | | |
| EAI S403 Current yield 2.40% | Aug 1, 13 | 658,000 | 16.819 | 11,067.05 | 9.265 | 6,096.37 | -4,970.68 | LT |

continued next page



Managed Accounts Consulting
December 2015

Account name: INMAAT FOUNDATION

EIN#: 45-3814655

Your assets • Equities • Common stock (continued)

| Holding | Trade date | Number of shares | Purchase price/ Average price per share (\$) | Cost basis (\$) | Price per share on Dec 31 (\$) | Value on Dec 31 (\$) | Unrealized gain or loss (\$) | Holding period |
|--------------------------------------------|------------|------------------|----------------------------------------------------|-----------------|-----------------------------------|-------------------------|---------------------------------|-------------------|
| Security total | | 1,815,000 | 16,566 | 30,066.90 | 16,815.97 | 16,815.97 | -13,250.93 | LT |
| SWATCH GROUP AG ADR | | | | | | | | |
| Symbol SWGAY Exchange OTC | | | | | | | | |
| EAI \$271 Current yield 1.31% | Oct 3, 14 | 1,190,000 | 23.010 | 27,382.85 | 17.320 | 20,610.80 | -6,772.05 | LT |
| SYSMEX CORP UNSPONSORED ADR | | | | | | | | |
| Symbol SSMXY Exchange OTC | | | | | | | | |
| EAI \$189 Current yield 0.44% | Aug 1, 13 | 120,000 | 16.545 | 1,985.40 | 32.300 | 3,876.00 | 1,890.60 | LT |
| | Aug 1, 13 | 17,000 | 16.545 | 281.27 | 32.300 | 549.10 | 267.83 | LT |
| | Oct 17, 13 | 690,000 | 16.805 | 11,595.45 | 32.300 | 22,287.00 | 10,691.55 | LT |
| | Jun 23, 14 | 507,000 | 18.350 | 9,303.45 | 32.300 | 16,376.10 | 7,072.65 | LT |
| Security total | | 1,334,000 | 17.365 | 23,165.57 | | 43,088.20 | 19,922.63 | |
| TAIWAN SEMICONDUCTOR MFG CO LTD ADR | | | | | | | | |
| Symbol TSM Exchange NYSE | | | | | | | | |
| EAI \$2,253 Current yield 2.54% | Aug 1, 13 | 1,318,000 | 17.169 | 22,629.89 | 22.750 | 29,984.50 | 7,354.61 | LT |
| | Aug 1, 13 | 169,000 | 17.169 | 2,901.71 | 22.750 | 3,844.75 | 943.04 | LT |
| | Oct 17, 13 | 1,360,000 | 18.685 | 25,411.60 | 22.750 | 30,940.00 | 5,528.40 | LT |
| | Jun 23, 14 | 1,051,000 | 20.869 | 21,934.26 | 22.750 | 23,910.25 | 1,975.99 | LT |
| Security total | | 3,898,000 | 18.696 | 72,877.46 | | 88,679.50 | 15,802.04 | |
| TENCENT HDGS LTD ADR | | | | | | | | |
| Symbol TCEHY Exchange OTC | | | | | | | | |
| EAI \$117 Current yield 0.21% | Oct 17, 13 | 1,762,000 | 10.884 | 19,177.86 | 19.620 | 34,570.44 | 15,392.58 | LT |
| | Jun 23, 14 | 1,092,000 | 14.730 | 16,085.16 | 19.620 | 21,425.04 | 5,339.88 | LT |
| Security total | | 2,854,000 | 12.356 | 35,263.02 | | 55,995.48 | 20,732.46 | |
| UNICHARM CORP SPON ADR | | | | | | | | |
| Symbol UNICY Exchange OTC | | | | | | | | |
| EAI \$115 Current yield 0.42% | Jun 15, 15 | 6,746,000 | 4.808 | 32,440.16 | 4.075 | 27,489.95 | -4,950.21 | ST |
| WAL MART DE MEXICO SAB DE CV CL V SPON ADR | | | | | | | | |
| Symbol WMMVY Exchange OTC | | | | | | | | |
| EAI \$391 Current yield 1.36% | Aug 1, 13 | 398,000 | 27.770 | 11,052.46 | 25.150 | 10,009.70 | -1,042.76 | LT |

continued next page



Managed Accounts Consulting
December 2015

Account name:

INMAAT FOUNDATION

EIN#: 45-3814655

Your assets • Equities • Common stock (continued)

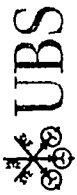
| Holding | Trade date | Number of shares | Purchase price/Average price per share (\$) | Cost basis (\$) | Price per share on Dec 31 (\$) | Value on Dec 31 (\$) | Unrealized gain or loss (\$) | Holding period |
|----------------------------|------------|------------------|---------------------------------------------|-----------------------|--------------------------------|-----------------------|------------------------------|----------------|
| | Aug 1, 13 | 55 000 | 27 770 | 1,527 35 | 25 150 | 1,383 25 | -144 10 | LT |
| | Oct 17, 13 | 400 000 | 26 510 | 10,604 00 | 25 150 | 10,060 00 | -544 00 | LT |
| | Jun 23, 14 | 287 000 | 26 770 | 7,682 99 | 25 150 | 7,218 05 | -464 94 | LT |
| Security total | | 1,140 000 | 27 076 | 30,866 80 | | 28,671 00 | -2,195 80 | |
| YANDEX NY CL A EUR | | | | | | | | |
| Symbol YNDX Exchange OTC | May 8, 14 | 768 000 | 28 341 | 21,766 04 | 15 720 | 12,072 96 | -9,693 08 | LT |
| EUR Exchange rate: 0.92055 | Jun 23, 14 | 389 000 | 35.469 | 13,797 69 | 15 720 | 6,115 08 | -7,682 61 | LT |
| | Oct 30, 15 | 574 000 | 15 957 | 9,159 78 | 15 720 | 9,023 28 | -136 50 | ST |
| Security total | | 1,731 000 | 25 837 | 44,723 51 | | 27,211 32 | -17,512 19 | |
| Total | | | | \$1,339,349 38 | | \$1,441,005 63 | \$101,656.26 | |

Total estimated annual income \$19,264

Other equity investments

Cost basis and gains and losses have not been adjusted automatically for return of capital payments. Restricted security values are estimated for informational purposes. See 'Important information about your statement' at the end of this document for additional information.

| Holding | Trade date | Number of shares | Purchase price/Average price per share (\$) | Cost basis (\$) | Price per share on Dec 31 (\$) | Value on Dec 31 (\$) | Unrealized gain or loss (\$) | Holding period |
|--------------------------------|------------|------------------|---------------------------------------------|-----------------|--------------------------------|----------------------|------------------------------|----------------|
| LAZARD LTD CL A MLP | | | | | | | | |
| Symbol LAZ Exchange NYSE | Aug 1, 13 | 145 000 | 36 836 | 5,341 22 | 45 010 | 6,526 45 | 1,185 23 | LT |
| EAI 51.273 Current yield 3.11% | Aug 1, 13 | 15 000 | 36 836 | 552 54 | 45 010 | 675 15 | 122 61 | LT |
| | Oct 17, 13 | 433 000 | 38 713 | 16,762 94 | 45 010 | 19,489 33 | 2,726 39 | LT |
| | Jun 23, 14 | 316 000 | 52 382 | 16,553 02 | 45 010 | 14,223 16 | -2,329 86 | LT |
| Security total | | 909 000 | 43 135 | 39,209 72 | | 40 914 09 | 1,704 37 | |



Managed Accounts Consulting
December 2015

Account name:

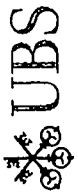
INMAAT FOUNDATION

EIN#: 45-3814655

Your assets (continued)

Your total assets

| | Value on Dec 31 (\$) | Percentage of your account | Cost basis (\$) | Estimated annual income (\$) | Unrealized gain or loss (\$) |
|--------------------------|----------------------|----------------------------|---------------------|------------------------------|------------------------------|
| Equities | | | | | |
| Common stock | 1,441,005.63 | | 1,339,349.38 | 19,264.00 | 101,656.26 |
| Other equity investments | 40,914.09 | | 39,209.72 | 1,273.00 | 1,704.37 |
| Total equities | 1,481,919.72 | 98.35% | 1,378,559.10 | 20,537.00 | 103,360.63 |



Managed Accounts Consulting
December 2015

Account name:

INMAAT FOUNDATION

EIN#: 45-3814655

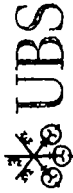
Your assets

Fixed income

Corporate bonds and notes

| Holding | Trade date | Total face value at maturity (\$) | Purchase price (\$) | Adjusted cost basis (\$) | Price on Dec 31 (\$) | Value on Dec 31 (\$) | Unrealized gain or loss (\$) | Holding period |
|----------------------------------------------------------------------------------------------------------------------------------------------------------------------------------------------------------------------|------------|-----------------------------------|---------------------|--------------------------|----------------------|----------------------|------------------------------|----------------|
| GEORGE WASH UNIVER B/E CALL@MMW+20BP RATE 04 452% MATURES 09/15/21 ACCRUED INTEREST \$1.310 87 CUSIP 372546AN1 Moody A1 S&P A+ EAI \$4,452 Current yield 4.12% Original cost basis \$108,026 54 | Feb 07, 14 | 100,000 000 | 106 197 | 106,197 78 | 107 933 | 107,933 00 | 1,735 22 | LT |

continued next page



Managed Accounts Consulting
December 2015

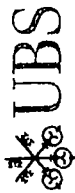
Account name

INMAAT FOUNDATION

EIN#: 45-3814655

Your assets • Fixed income • Corporate bonds and notes (continued)

| Holding | Trade date | Total face value at maturity (\$) | Purchase price (\$) | Adjusted cost basis (\$) | Price on Dec 31 (\$) | Value on Dec 31 (\$) | Unrealized gain or loss (\$) | Holding period |
|------------------------------------------------|------------|-----------------------------------|---------------------|-------------------------------------|----------------------|----------------------|------------------------------|----------------|
| PRESIDENT & FELLOWS | | | | | | | | |
| CALL@MW+10BP | | | | | | | | |
| RATE 03 529% MATURES 10/01/31 | | | | | | | | |
| ACCRUED INTEREST \$882.25 | | | | | | | | |
| CUSIP 740816AK9 | | | | | | | | |
| Moody Aaa S&P AAA | | | | | | | | |
| EAI \$3,529 Current yield 3.63% | Apr 29, 13 | 100,000.000 | 100,000 | 100,000.00 | 97,188 | 97,188.00 | -2,812.00 | LT |
| NORTHWESTERN UNIV 8/E | | | | | | | | |
| CALL@MW+25BP | | | | | | | | |
| RATE 05 285% MATURES 03/01/32 | | | | | | | | |
| ACCRUED INTEREST \$2,642.50 | | | | | | | | |
| CUSIP 664675AM7 | | | | | | | | |
| Moody A2 | | | | | | | | |
| EAI \$7,928 Current yield 4.85% | | 150,000.000 | --- | This information was unavailable--- | 109,012 | 163,518.00 | | |
| AMHERST COLLEGE B/E | | | | | | | | |
| CALL@MW+20BP | | | | | | | | |
| RATE 03 694% MATURES 11/01/32 | | | | | | | | |
| ACCRUED INTEREST \$1,231.34 | | | | | | | | |
| CUSIP 898361AP5 | | | | | | | | |
| Moody Aaa S&P AA+ | | | | | | | | |
| EAI \$7,388 Current yield 3.74% | Oct 03, 12 | 200,000.000 | 100,000 | 200,000.00 | 98,902 | 197,804.00 | -2,196.00 | LT |
| UNIVERSITY OF CHICAGO | | | | | | | | |
| CALL@MW+25BP | | | | | | | | |
| RATE 04 261% MATURES 10/01/33 | | | | | | | | |
| ACCRUED INTEREST \$1,065.25 | | | | | | | | |
| CUSIP 91412NB85 | | | | | | | | |
| Moody Aa2 S&P AA | | | | | | | | |
| EAI \$4,261 Current yield 4.41% | | 100,000.000 | --- | This information was unavailable--- | 96,584 | 96,584.00 | | |
| Total Corporate Bonds and notes | | \$650,000.000 | | \$406,197.78 | | \$663,027.00 | -\$3,272.78 | |
| Total accrued interest: \$7,132.21 | | | | | | | | |
| Total estimated annual income: \$27,558 | | | | | | | | |



Managed Accounts Consulting
December 2015

EIN#: 45-3814655

Account name:

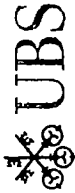
INMIAAT FOUNDATION

Your assets - Fixed income (continued)

Municipal securities

| Holding | Trade date | Total face value at maturity (\$) | Purchase price(\$) | Adjusted cost basis (\$) | Price on Dec 31 (\$) | Value on Dec 31 (\$) | Unrealized gain or loss (\$) | Holding period |
|----------------------------------|------------|-----------------------------------|--------------------|--------------------------|----------------------|----------------------|------------------------------|----------------|
| SAN MATEO CA UN HIGH SCH | | | | | | | | |
| TAX SR B BE/R/ | | | | | | | | |
| RATE 03 220% MATURES 09/01/24 | | | | | | | | |
| ACCRUED INTEREST \$2,146.66 | | | | | | | | |
| CUSIP 799017KY3 | | | | | | | | |
| Moody Aaa S&P AA+ | | | | | | | | |
| EAI \$6,440 Current yield 3.25% | Oct 25, 12 | 200,000.000 | 100,000 | 200,000.00 | 99.175 | 198,350.00 | -1,650.00 | LT |
| ACALANES CA UN HIGH SCH | | | | | | | | |
| TAX SR B BE/R/ | | | | | | | | |
| RATE 03 500% MATURES 08/01/25 | | | | | | | | |
| ACCRUED INTEREST \$2,916.66 | | | | | | | | |
| CUSIP 004284A39 | | | | | | | | |
| Moody Aa1 S&P Aa | | | | | | | | |
| EAI \$7,000 Current yield 3.60% | Sep 07, 12 | 200,000.000 | 100,000 | 200,000.00 | 97.293 | 194,586.00 | -5,414.00 | LT |
| MONTANA ST BRD REGT HIG | | | | | | | | |
| TAX SR O RV BE/R/ | | | | | | | | |
| RATE 03 090% MATURES 11/15/25 | | | | | | | | |
| CALLABLE 11/15/21 @ 100.00 | | | | | | | | |
| ACCRUED INTEREST \$354.83 | | | | | | | | |
| CUSIP 61212LMW6 | | | | | | | | |
| Moody Aa3 S&P A+ | | | | | | | | |
| EAI \$3,090 Current yield 3.14% | Oct 18, 12 | 100,000.000 | 100,000 | 100,000.00 | 98.323 | 98,323.00 | -1,677.00 | LT |
| CARLSBAD U S D CA GO CA | | | | | | | | |
| TAX BE/R/ | | | | | | | | |
| RATE 05 234% MATURES 08/01/26 | | | | | | | | |
| ACCRUED INTEREST \$4,361.66 | | | | | | | | |
| CUSIP 142665DJ4 | | | | | | | | |
| Moody Aa2 S&P Aa | | | | | | | | |
| EAI \$10,468 Current yield 4.69% | Oct 02, 12 | 200,000.000 | 113,317 | 226,655.62 | 111.566 | 223,132.00 | -3,503.62 | LT |
| Original cost basis \$232,952.00 | | | | | | | | |

continued next page



Managed Accounts Consulting
December 2015

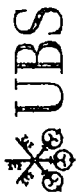
Account name

INMAAT FOUNDATION

EIN#: 45-3814655

Your assets • Fixed income • Municipal securities (continued)

| Holding | Trade date | Total face value at maturity (\$) | Purchase price(\$) | Adjusted cost basis (\$) | Price on Dec 31 (\$) | Value on Dec 31 (\$) | Unrealized gain or loss (\$) | Holding period |
|----------------------------------|------------|-----------------------------------|--------------------|--------------------------|----------------------|----------------------|------------------------------|----------------------------|
| UNIV OK FOR ISSUES DTD P | | | | | | | | |
| TAX SR D RV BE/RV | | | | | | | | |
| RATE 03 123% MATURES 07/01/27 | | | | | | | | |
| CALLABLE 07/01/22 @ 100 00 | | | | | | | | |
| ACCRUED INTEREST \$1,561 50 | | | | | | | | |
| CUSIP 91476FDN5 | | | | | | | | |
| Moody Not rated S&P A+ | | | | | | | | |
| EAI \$3,123 Current yield 3 19% | Nov 15, 12 | 100,000 000 | 100 000 | 100,000 00 | 97 752 | 97,752 00 | -2,248 00 | LT |
| CALIFORNIA EDL FACS AUTH | | | | | | | | |
| TAX SR B RV BE/RV | | | | | | | | |
| RATE 03.350% MATURES 10/01/27 | | | | | | | | |
| ACCRUED INTEREST \$2,512 50 | | | | | | | | |
| CUSIP 301782T2 | | | | | | | | |
| Moody Aa3 S&P Not rated | | | | | | | | |
| EAI \$10,050 Current yield 3 35% | May 03, 13 | 300,000 000 | 100,000 | 300,000 00 | 99 900 | 299,700 00 | -300 00 | LT |
| GEORGETOWN MA | | | | | | | | |
| TAX BE/RV | | | | | | | | |
| MAND SINK FND | | | | | | | | |
| RATE 03 200% MATURES 12/15/27 | | | | | | | | |
| CALLABLE 12/15/20 @ 100 00 | | | | | | | | |
| ACCRUED INTEREST \$298 66 | | | | | | | | |
| CUSIP 372838KN1 | | | | | | | | |
| Moody Aa2 S&P Not rated | | | | | | | | |
| EAI \$6,720 Current yield 3 30% | Oct 15, 12 | 210,000 000 | 100 000 | 210,000 00 | 97 012 | 203,725 20 | -6,274 80 | LT |
| MONROE CNTY NY INDL DEV | | | | | | | | |
| TAX SR C BE/RV | | | | | | | | |
| RATE 05 046% MATURES 07/01/28 | | | | | | | | |
| ACCRUED INTEREST \$7,569 00 | | | | | | | | |
| CUSIP 61075TGG5 | | | | | | | | |
| Moody Aa3 S&P AA- | | | | | | | | |
| EAI \$15,138 Current yield 4 70% | Jan 06, 14 | 300,000 000 | 100 421 | 301,265 33 | 107 456 | 322,368 00 | 21,102 67 | LT |
| Original cost basis \$301,404 00 | | | | | | | | <i>continued next page</i> |



Managed Accounts Consulting
December 2015

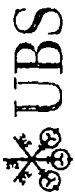
EIN#: 45-3814655

Account name: INMAAT FOUNDATION

Your assets • Fixed income • Municipal securities (continued)

| Holding | Trade date | Total face value at maturity (\$) | Purchase price(\$) | Adjusted cost basis (\$) | Price on Dec 31 (\$) | Value on Dec 31 (\$) | Unrealized gain or loss (\$) | Holding period |
|----------------------------------|------------|-----------------------------------|--------------------|--------------------------|----------------------|----------------------|------------------------------|----------------|
| TRUSTEES BOSTON COLLEGE | | | | | | | | |
| TAX RV BE/R/ | | | | | | | | |
| MAND SINK FND | | | | | | | | |
| RATE 04 519% MATURES 07/01/28 | | | | | | | | |
| ACCRUED INTEREST \$4,519 00 | | | | | | | | |
| CUSIP 898365AP6 | | | | | | | | |
| Moody Aa3 S&P AA- | | | | | | | | |
| EAI \$9,038 Current yield 4 22% | Aug 14, 13 | 200,000 000 | 100 000 | 200,000 00 | 106 996 | 213,992 00 | 13,992 00 | LT |
| VIRGINIA CLGE BLDG AU VA | | | | | | | | |
| TAX SR B RV BE/R/ | | | | | | | | |
| RATE 04 000% MATURES 09/01/28 | | | | | | | | |
| ACCRUED INTEREST \$3,999 99 | | | | | | | | |
| CUSIP 927781W83 | | | | | | | | |
| Moody Aa1 S&P AA | | | | | | | | |
| EAI \$12,000 Current yield 3 89% | Oct 24, 13 | 300,000 000 | 100 000 | 300,000 00 | 103 122 | 309,366 00 | 9,366 00 | LT |
| CALIFORNIA EDL FACS AUTH | | | | | | | | |
| TAX SR A RV BE/R/ | | | | | | | | |
| RATE 04 014% MATURES 10/01/28 | | | | | | | | |
| ACCRUED INTEREST \$1,806 30 | | | | | | | | |
| CUSIP 130178X35 | | | | | | | | |
| Moody A2 S&P Not rated | | | | | | | | |
| EAI \$7,225 Current yield 3 95% | Mar 13, 13 | 180,000 000 | 100 000 | 180,000 00 | 101 656 | 182,998 80 | 2,998 80 | LT |
| OHIO ST HIGHER EDL FAC C | | | | | | | | |
| TAX RV BE/R/ | | | | | | | | |
| RATE 03 609% MATURES 11/01/28 | | | | | | | | |
| CALLABLE 11/01/23 @ 100 00 | | | | | | | | |
| ACCRUED INTEREST \$1,203 00 | | | | | | | | |
| CUSIP 67756DAR7 | | | | | | | | |
| Moody Aa3 S&P AA | | | | | | | | |
| EAI \$7,218 Current yield 3 76% | Apr 04, 13 | 200,000 000 | 100 000 | 200,000 00 | 96 020 | 192,040 00 | -7,960 00 | LT |

continued next page



Managed Accounts Consulting
December 2015

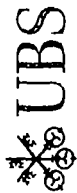
Account name: INMAAT FOUNDATION

EIN#: 45-3814655

Your assets • Fixed income • Municipal securities (continued)

| Holding | Trade date | Total face value at maturity (\$) | Purchase price(\$) | Adjusted cost basis (\$) | Price on Dec 31 (\$) | Value on Dec 31 (\$) | Unrealized gain or loss (\$) | Holding period |
|----------------------------------|------------|-----------------------------------|--------------------|--------------------------|----------------------|----------------------|------------------------------|----------------|
| MINNETONKA MIN ISD#276 | | | | | | | | |
| TAX SR C BE/R/ | | | | | | | | |
| MAND SINK FND | | | | | | | | |
| RATE 04 000% MATURES 02/01/29 | | | | | | | | |
| CALLABLE 02/01/22 @ 100 00 | | | | | | | | |
| ACCRUED INTEREST \$1,666.67 | | | | | | | | |
| CUSIP 604195YA9 | | | | | | | | |
| Moody Aaa S&P Not rated | | | | | | | | |
| EAI \$4,000 Current yield 3.96% | | | | | | | | |
| Origina cost basis: \$103,863.00 | Jan 29, 15 | 100,000.000 | 103,678 | 103,678.57 | 100,912 | 100,912.00 | -2,766.57 | ST |
| SANDWICH MA | | | | | | | | |
| TAX SR B BE/R/ | | | | | | | | |
| MAND SINK FND | | | | | | | | |
| RATE 03 540% MATURES 07/15/29 | | | | | | | | |
| CALLABLE 07/15/23 @ 100 00 | | | | | | | | |
| ACCRUED INTEREST \$4,570.52 | | | | | | | | |
| CUSIP 800239PL3 | | | | | | | | |
| Moody Not rated S&P AA+ | | | | | | | | |
| EAI \$9,912 Current yield 3.48% | May 30, 13 | 280,000.000 | 100,000 | 280,000.00 | 101,656 | 284,636.80 | 4,636.80 | LT |
| COLUMBUS OH | | | | | | | | |
| TAX BE/R/ | | | | | | | | |
| RATE 04 000% MATURES 02/15/30 | | | | | | | | |
| CALLABLE 02/15/24 @ 100 00 | | | | | | | | |
| ACCRUED INTEREST \$1,511.11 | | | | | | | | |
| CUSIP 199492LH0 | | | | | | | | |
| Moody Aaa S&P AAA | | | | | | | | |
| EAI \$4,000 Current yield 3.89% | | 100,000.000 | --- | 102,934 | 102,934 | 102,934.00 | | |
| UNIV OK | | | | | | | | |
| TAX RV BE/R/ | | | | | | | | |
| RATE 06 102% MATURES 07/01/30 | | | | | | | | |
| CALLABLE 07/01/20 @ 100 00 | | | | | | | | |
| ACCRUED INTEREST \$3,051.00 | | | | | | | | |
| CUSIP 9147603L5 | | | | | | | | |
| Moody Not rated S&P A+ | | | | | | | | |
| EAI \$6,102 Current yield 5.49% | | 100,000.000 | --- | 111,055 | 111,055 | 111,055.00 | | |

continued next page



Managed Accounts Consulting
December 2015

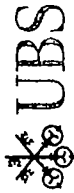
EIN#: 45-3814655

Account name
INMAAT FOUNDATION

Your assets • Fixed income • Municipal securities (continued)

| Holding | Trade date | Total face value at maturity (\$) | Purchase price(\$) | Adjusted cost basis (\$) | Price on Dec 31 (\$) | Value on Dec 31 (\$) | Unrealized gain or loss (\$) | Holding period |
|----------------------------------|------------|-----------------------------------|--------------------|--------------------------|----------------------|----------------------|------------------------------|----------------|
| NEW YORK CITY TRANSITION | | | | | | | | |
| TAX A-2 RV BE/R/ | | | | | | | | |
| RATE 04 500% MATURES 11/01/30 | | | | | | | | |
| CALLABLE 11/01/23 @ 100 00 | | | | | | | | |
| ACCRUED INTEREST \$2,250 00 | | | | | | | | |
| CUSIP 54971Q700 | | | | | | | | |
| Moody Aa1 S&P AAA | | | | | | | | |
| EAI \$13,500 Current yield 4.38% | | | | | | | | |
| Original cost basis \$301,911 00 | Oct 24, 13 | 300,000 000 | 100 580 | 301,741 13 | 102 855 | 308,565 00 | 6,823 87 | LT |
| RHODE ISLAND HEALTH & ED | | | | | | | | |
| SR 8 BE/R/ | | | | | | | | |
| FATE 05 000% MATURES 08/15/31 | | | | | | | | |
| CALLABLE 08/15/22 @ 100 00 | | | | | | | | |
| ACCRUED INTEREST \$3,777 78 | | | | | | | | |
| CUSIP 762197KY6 | | | | | | | | |
| Moody A1 S&P Not rated | | | | | | | | |
| EAI \$10,000 Current yield 4.42% | | | | | | | | |
| Original cost basis \$226,844 00 | Jul 20, 12 | 200,000 000 | 109 410 | 218,820.57 | 113 211 | 226,422 00 | 7,601 43 | LT |
| MASSACHUSETTS DEVT FIN A | | | | | | | | |
| RV BE/R/ | | | | | | | | |
| RATE 05 000% MATURES 10/01/31 | | | | | | | | |
| CALLABLE 10/01/22 @ 100 00 | | | | | | | | |
| ACCRUED INTEREST \$1,250 00 | | | | | | | | |
| CUSIP 57583USP4 | | | | | | | | |
| Moody A2 S&P Not rated | | | | | | | | |
| EAI \$5,000 Current yield 4.31% | | | | | | | | |
| Original cost basis \$114,346 00 | Aug 17, 12 | 100,000 000 | 110 141 | 110,141 74 | 115,927 | 115,927 00 | 5,785 26 | LT |
| BALTIMORE CNTY MD | | | | | | | | |
| TAX 2012 BE/R/ | | | | | | | | |
| RATE 03 569% MATURES 08/01/32 | | | | | | | | |
| ACCRUED INTEREST \$1,487 08 | | | | | | | | |
| CUSIP 05914FMN9 | | | | | | | | |
| Moody Aaa S&P AAA | | | | | | | | |
| EAI \$3,569 Current yield 3.64% | Nov 28, 12 | 100,000 000 | 100 000 | 100,000 00 | 98 081 | 98,081 00 | -1,919.00 | LT |

continued next page



Managed Accounts Consulting
December 2015

Account name:

INMAAT FOUNDATION

EIN#: 45-3814655

Your assets • Fixed income • Municipal securities (continued)

| Holding | Trade date | Total face value at maturity (\$) | Purchase price(\$) | Adjusted cost basis (\$) | Price on Dec 31 (\$) | Value on Dec 31 (\$) | Unrealized gain or loss (\$) | Holding period |
|----------------------------------|------------|-----------------------------------|--------------------|--------------------------|----------------------|----------------------|------------------------------|----------------|
| CUMBERLAND CO PA MUN AU | | | | | | | | |
| RV BE/R/ | | | | | | | | |
| MAND SINK FND | | | | | | | | |
| RATE 05 000% MATURES 11/01/32 | | | | | | | | |
| CALLABLE 11/01/22 @ 100 00 | | | | | | | | |
| ACCRUED INTEREST \$1,666 66 | | | | | | | | |
| CUSIP 230614FZ7 | | | | | | | | |
| Moody Not rated S&P A+ | | | | | | | | |
| EAI \$10,000 Current yield 4 41% | | | | | | | | |
| Original cost basis \$227,456 00 | Aug 23, 12 | 200,000 000 | 109 740 | 219,481 18 | 113 393 | 226,786 00 | 7,304.82 | LT |
| SHREWSBURY MA | | | | | | | | |
| TAX SR A BE/R/ | | | | | | | | |
| RATE 03 500% MATURES 11/15/32 | | | | | | | | |
| CALLABLE 11/15/17 @ 100 00 | | | | | | | | |
| ACCRUED INTEREST \$916 80 | | | | | | | | |
| CUSIP 825502XF9 | | | | | | | | |
| Moody Aa2 S&P Not rated | | | | | | | | |
| EAI \$7,175 Current yield 3 61% | Nov 08, 12 | 205,000 000 | 100 000 | 205,000 00 | 96 892 | 198,628 60 | -6,371 40 | LT |
| GEORGIA ST | | | | | | | | |
| TAX SR E BE/R/ | | | | | | | | |
| RATE 04 530% MATURES 02/01/33 | | | | | | | | |
| CALLABLE 02/01/23 @ 100 00 | | | | | | | | |
| ACCRUED INTEREST \$3,775 00 | | | | | | | | |
| CUSIP 373384J98 | | | | | | | | |
| Moody Aaa S&P AAA | | | | | | | | |
| EAI \$9,060 Current yield 4 21% | Jun 27, 13 | 200,000 000 | 100 000 | 200,000 00 | 107 545 | 215,090 00 | 15,090 00 | LT |
| UNIV NC CHARLOTTE | | | | | | | | |
| TAX SR B RV BE/R/ | | | | | | | | |
| RATE 03 923% MATURES 04/01/33 | | | | | | | | |
| CALLAELE 04/01/23 @ 100 00 | | | | | | | | |
| ACCRUED INTEREST \$2,451 87 | | | | | | | | |
| CUSIP 914716ZK4 | | | | | | | | |
| Moody Aa3 S&P A+ | | | | | | | | |
| EAI \$9,808 Current yield 4 11% | Apr 10, 13 | 250,000 000 | 100 000 | 250,000 00 | 95 454 | 238,635 00 | -11,365 00 | LT |

continued next page



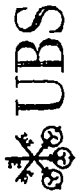
Managed Accounts Consulting
December 2015

EIN#: 45-3814655

Account name. INIMAAT FOUNDATION

Your assets • Fixed income • Municipal securities (continued)

| Holding | Trade date | Total face value at maturity (\$) | Purchase price(\$) | Adjusted cost basis (\$) | Price on Dec 31 (\$) | Value on Dec 31 (\$) | Unrealized gain or loss (\$) | Holding period |
|----------------------------------------|------------|-----------------------------------|--------------------|--------------------------|----------------------|----------------------|------------------------------|---------------------|
| MASSACHUSETTS DEVT FIN A | | | | | | | | |
| TAX SR 1 RV BE/RV | | | | | | | | |
| RATE 04 305% MATURES 07/01/33 | | | | | | | | |
| CALLABLE 07/01/25 @ 100 00 | | | | | | | | |
| ACCRUED INTEREST \$2,152 50 | | | | | | | | |
| CUSIP 57583U5W4 | | | | | | | | |
| Moody A1 S&P AA- | | | | | | | | |
| EAI \$4,305 Current yield: 4.42% | | 100,000 000 | | --- | 97 497 | 97,497 00 | | |
| ---This information was unavailable--- | | | | | | | | |
| AUGUSTA GA WTR & SWR | | | | | | | | |
| TAX RV OID98 741 BE/R | | | | | | | | |
| MAND SINK FND | | | | | | | | |
| RATE 05 000% MATURES 10/01/33 | | | | | | | | |
| CALLABLE 10/01/23 @ 100 00 | | | | | | | | |
| ACCRUED INTEREST \$3,750 00 | | | | | | | | |
| CUSIP 051249HJ2 | | | | | | | | |
| Moody, A1 S&P A+ | | | | | | | | |
| EAI \$15,000 Current yield 4.73% | Jul 17, 13 | 300,000 000 | 98 741 | 256,223 00 | 105 782 | 317,346 00 | 21,123 00 | LT |
| SOUTHWEST HGHR ED AU INC | | | | | | | | |
| TAX SR B RV BE/R | | | | | | | | |
| RATE 04 156% MATURES 10/01/33 | | | | | | | | |
| CALLABLE 10/01/23 @ 100 00 | | | | | | | | |
| ACCRUED INTEREST \$2,078 00 | | | | | | | | |
| CUSIP 845040JPO | | | | | | | | |
| Moody Aa3 S&P AA- | | | | | | | | |
| EAI \$8,312 Current yield 4.10% | Mar 20, 13 | 200,000 000 | 100 000 | 200,000 00 | 101 334 | 202,668 00 | 2,668 00 | LT |
| WESTCHESTER CNTY NY | | | | | | | | |
| TAX BE/R | | | | | | | | |
| RATE 05 500% MATURES 06/01/34 | | | | | | | | |
| CALLABLE 06/01/19 @ 100 00 | | | | | | | | |
| ACCRUED INTEREST \$916 66 | | | | | | | | |
| CUSIP 95736UWB6 | | | | | | | | |
| Moody Aa1 S&P AAA | | | | | | | | |
| EAI \$11,000 Current yield 5.14% | Jul 24, 12 | 200,000 000 | 111 047 | 222,094 59 | 106 984 | 213,968 00 | -8,126 59 | LT |
| Original cost basis \$224,536 00 | | | | | | | | continued next page |



Managed Accounts Consulting
December 2015

Account name

INMAAT FOUNDATION

EIN#: 45-3814655

Your assets • Fixed income • Municipal securities (continued)

| Holding | Trade date | Total face value at maturity (\$) | Purchase price(\$) | Adjusted cost basis (\$) | Price on Dec 31 (\$) | Value on Dec 31 (\$) | Unrealized gain or loss (\$) | Holding period |
|-----------------------------------|-----------------------------|-----------------------------------|--------------------|--------------------------|----------------------|-----------------------|------------------------------|----------------|
| PENN DELCO PA SCH BE/R/ | | | | | | | | |
| RATE 04 000% MATURES 06/01/36 | | | | | | | | |
| CALLABLE 06/01/22 @ 100 00 | | | | | | | | |
| ACCRUED INTEREST \$666 66 | | | | | | | | |
| CUSIP 707332PD8 | | | | | | | | |
| Moody Not rated S&P AA | | | | | | | | |
| EAI \$8,000 Current yield 3.82% | | | | | | | | |
| Original cost basis: \$214,398 00 | | | | | | | | |
| | Dec 04, 12 | 200,000 000 | 105 136 | 210,272 08 | 104 724 | 209 448 00 | -824 08 | LT |
| Total | Municipal Securities | \$5,625,000.000 | | \$5,435,353.81 | | \$5,804,932.40 | \$58,092.59 | |

Total accrued interest: \$71,228 07

Total estimated annual income: \$236,253

EIN#: 45-3814655

FIDELITY PRIVATE
CLIENT GROUP®

INVESTMENT REPORT
December 1, 2015 - December 31, 2015

Separate Account Manager: Aperto Group LLC FOREIGN

Holdings

| Description | Quantity | Price Per Unit | Market Value | Total Cost Basis | Unrealized Gain/Loss | Est. Annual Income (EAI) | Est. Yield (EY) |
|---------------------------------------------------------------------------------------------------------------------------------------------------------------------------------------------------------------------------------------------------------------------------------------------------------------------------------------------------------------------------------|----------|----------------|--------------|------------------|----------------------|--------------------------|-----------------|
| Common Stock | | | | | | | |
| DAIMLER AG ORD NPV(REGD) ISIN #DE0007100000 SEDOL #2307389 (DDAIF) | 87,000 | \$83.650 | \$7,277.55 | \$5,489.20 | \$1,788.35 | - | - |
| DEUTSCHE BANK AG ORD NPV (REGD) ISIN #DE0005140008 SEDOL #2803025 (DB) ALLEGION PLC COM USD0.01 ISIN #E00BFRT3W74 SEDOL #BFRT3W7 (ALLE) | 208,000 | 24.150 | 5,023.20 | 9,803.47 | -4,780.27 | - | - |
| 23,000 | 65.920 | 1,516.16 | 890.57 | 625.59 | - | - | |
| ALLERGAN PLC. COM USD0.0001(AGN) ACCENTURE PLC CLS A USD0.000225(ACN) BUNGE LIMITED COM STK USD0.01(BG) EATON CORP PLC COM(ETN) INGERSOLL-RAND PLC SHS USD1(IR) INVESCO LTD SHS ISIN #BMG491BT1088 SEDOL #828XP76 (IVZ) LIBERTY GLOBAL PLC USD0.01 A(LBTYA) LIBERTY GLOBAL PLC COM USD0.01 C (LBTYK) LIBERTY GLOBAL PLC USD0.01 LILAC A (LILA) | 53,000 | 312.500 | 16,562.50 | 15,751.45 | 811.05 | - | - |
| 66,000 | 104.500 | 6,897.00 | 5,088.71 | 1,808.29 | 145.20 | 2.110 | |
| 63,000 | 68.280 | 4,301.64 | 5,204.82 | -903.18 | 95.76 | 2.230 | |
| 67,000 | 52.040 | 3,486.68 | 4,214.61 | -727.93 | 147.40 | 4.230 | |
| 71,000 | 55.290 | 3,925.59 | 3,464.27 | 461.32 | 82.36 | 2.100 | |
| 147,000 | 33.480 | 4,921.56 | 4,616.68 | 304.88 | 158.76 | 3.230 | |
| 23,000 | 42.960 | 974.28 | 831.26 | 143.02 | - | - | |
| 23,000 | 40.770 | 937.71 | 801.44 | 136.27 | - | - | |
| 1,000 | 41.370 | 41.37 | 35.37 | 6.00 | - | - | |
| LIBERTY GLOBAL PLC LILAC SHS CL C USD (LILAK) | 1,000 | 43.000 | 43.00 | 35.21 | 7.79 | - | - |
| MALLINCKRODT PLC ORDINARY USD(MINK) MEDTRONIC PLC USD0.0001 ISIN #E00BTNY115 SEDOL #BTNY11 (MDT) | 3,000 | 74.630 | 223.89 | 158.09 | 65.80 | - | - |
| 160,000 | 76.920 | 12,307.20 | 12,312.00 | -4.80 | 243.20 | 1.980 | |

EIN#: 45-3814655

FIDELITY PRIVATE
CLIENT GROUP®

INVESTMENT REPORT
December 31, 2015 - December 31, 2015

Separate Account Manager: Aperio Group LLC FOREIGN

Holdings (continued)

| Description | Quantity | Price Per Unit | Total Market Value | Total Cost Basis | Unrealized Gain/Loss | Est. Annual Income (EAI) | Est. Yield (EY) |
|-------------------------------------------|----------|----------------|--------------------|------------------|----------------------|--------------------------|-----------------|
| Common Stock (continued) | | | | | | | |
| SEADRILL LIMITED SHS ISIN #BMG7945E1057 | 69 000 | 3.390 | 233.91 | 2,443.64 | -2,209.73 | - | - |
| SEDOL #B0HWHV8 (SDRL) | | | | | | | |
| TYCO INTERNATIONAL PLC EUR1.00 | 156 000 | 31.890 | 4,974.84 | 5,254.02 | -279.18 | 127.92 | 2.570 |
| ISIN #IE00BQROXQ92 SEDOL #BQROXQ9 (TYC) | | | | | | | |
| PERRIGO CO PLC SHS ISIN #IE00BGH1M568 | 30 000 | 144.700 | 4,341.00 | 4,643.55 | -302.55 | 15.00 | 0.350 |
| SEDOL #BGH1M56 (PRGO) | | | | | | | |
| XL GROUP PLC SHS ISIN #IE0085LRL23XL | 211 000 | 39.180 | 8,266.98 | 6,402.73 | 1,864.25 | 168.80 | 2.040 |
| UBS GROUP CHF0.10 (REGD) | 600 000 | 19.370 | 11,622.00 | 11,513.43 | 108.57 | - | - |
| ISIN #CH0244767585 SEDOL #BRTR118 (UBS) | | | | | | | |
| TE CONNECTIVITY LTD REG SHS | 219 000 | 64.610 | 14,149.59 | 12,231.23 | 1,918.36 | 289.08 | 2.040 |
| ISIN #CH0102993182 SEDOL #B62B7C3 (TEL) | | | | | | | |
| ELBIT SYSTEMS LTD ISIN #IL0010811243 | 82 000 | 88.330 | 7,243.06 | 5,249.39 | 1,993.67 | 121.36 | 1.680 |
| SEDOL #2311614 (ESLT) | | | | | | | |
| ASML HOLDING N V N V REGISTRY SHS | 77 000 | 88.770 | 6,835.29 | 7,167.03 | -331.74 | 58.54 | 0.860 |
| ISIN #USN070592100 SEDOL #B908F01 (ASML) | | | | | | | |
| LYONDELLBASELL INDUSTRIES N V COM | 80 000 | 86.900 | 6,952.00 | 5,932.69 | 1,019.31 | 249.60 | 3.590 |
| USD0.01 CLASS A (LYB) | | | | | | | |
| MYLAN N V SHS EURO ISIN #NL0011031208 | 52 000 | 54.070 | 2,811.64 | 3,000.52 | -188.88 | - | - |
| SEDOL #BVFMEG8 (MYL) | | | | | | | |
| ABB LTD SPONSORED ADR | 472 000 | 17.730 | 8,368.56 | 11,544.90 | -3,176.34 | 83.12 | 0.990 |
| ISIN #US0003752047 SEDOL #2748472 (ABB) | | | | | | | |
| AFLAC INC (AFL) | 30 000 | 59.900 | 1,797.00 | 1,501.62 | 295.38 | 49.20 | 2.740 |
| AES CORP (AES) | 366 000 | 9.570 | 3,502.62 | 5,044.48 | -1,541.86 | 161.04 | 4.600 |
| AIA GROUP LTD SPONSORED ADR | 396 000 | 24.051 | 9,524.19 | 7,149.05 | 2,375.14 | - | - |
| ISIN #US00113172053 SEDOL #B6331J3 (AAGV) | | | | | | | |
| AT&T INC COM ISIN #US00206R1023 | 535 000 | 34.410 | 18,409.35 | 18,520.90 | -111.55 | 1,027.20 | 5.580 |
| SEDOL #2831811 (T) | | | | | | | |
| ABBOTT LABORATORIES (ABT) | 270 000 | 44.910 | 12,125.70 | 10,172.09 | 1,953.61 | 280.80 | 2.320 |
| ABBVIE INC COM USD0.01 (ABBV) | 233 000 | 59.240 | 13,802.92 | 11,254.24 | 2,548.68 | 531.24 | 3.850 |
| ACCOR SPON ADR EACH REPR 5 ORD | 800 000 | 8.691 | 6,952.80 | 7,167.84 | -215.04 | - | - |
| (ACCY) | | | | | | | |
| ADIDAS AG ADR EA REP 1/2 ORD NPV | 98 000 | 48.834 | 4,785.73 | 5,161.71 | -375.98 | 82.66 | 1.730 |
| (ADYY) | | | | | | | |
| ADOBE SYS INC (ADBE) | 138 000 | 93.940 | 12,963.72 | 7,573.18 | 5,390.54 | - | - |

FIDELITY PRIVATE
CLIENT GROUP®

INVESTMENT REPORT
December 1, 2015 - December 31, 2015

Holdings (continued)

Separate Account Manager: Aperlo Group LLC FOREIGN

| Description | Quantity | Price Per Unit | Total Market Value | Total Cost Basis | Unrealized Gain/Loss | Est Annual Income (EA) | Est Yield (EY) |
|-----------------------------------------------------------------------------------------------------|-----------|----------------|--------------------|------------------|----------------------|------------------------|----------------|
| Common Stock (continued) | | | | | | | |
| ADVANCED SEMICONDUCTOR ENGR SPONSORED ADR ISIN #US00756M4042 SEDOL #2646521 (ASX) | 1,335,000 | 5.670 | 7,569.45 | 5,914.15 | 1,655.30 | 411.80 | 5.440 |
| AEGON N V NY REGISTRY SH ISIN #US0079241032 SEDOL #2008411 (AEG) | 654,000 | 5.670 | 3,708.18 | 5,115.62 | -1,407.44 | 175.14 | 4.720 |
| AETNA INC NEW COM(AET) | 104,000 | 108.120 | 11,244.48 | 10,496.99 | 747.49 | 104.00 | 0.920 |
| AFFILIATED MANAGERS GROUP(AMG) | 39,000 | 159.760 | 6,230.64 | 6,682.68 | -452.04 | | |
| AGILENT TECH INC(A) | 100,000 | 41.810 | 4,181.00 | 3,727.62 | 453.38 | 46.00 | 1.100 |
| AGRIUM INC COM NPV ISIN #CA0089161081 SEDOL #2213538 (AGU) | 43,000 | 89.340 | 3,841.62 | 3,859.71 | -18.09 | 150.50 | 3.920 |
| AIR LIQUIDE(L) ADR-EACH CNV INTO 1/5 EUR11 (AIQVY) | 412,000 | 22.519 | 9,277.82 | 9,966.49 | -688.67 | | |
| AIR PRODUCTS & CHEM(APD) | 64,000 | 130.110 | 8,327.04 | 6,924.43 | 1,402.61 | 207.36 | 2.490 |
| AIRBUS GROUP SE UNSPON ADR EA REPR 0.25 ORD EUR1 (EADSY) | 492,000 | 16.810 | 8,270.52 | 8,266.44 | 4.08 | | |
| AKTIEBOLAGETT ELECTROLUX SPONSORED ADR ISIN #US0101982082 SEDOL #2309567 (ELUXY) | 116,000 | 48.680 | 5,646.88 | 5,593.35 | 53.53 | | |
| ALCOA INC ISIN #US0138171014(AA) | 604,000 | 9.870 | 5,961.48 | 4,979.30 | 982.18 | 72.48 | 1.220 |
| ALEXION PHARM INC.(ALXN) | 56,000 | 190.750 | 10,682.00 | 6,921.92 | 3,760.08 | | |
| ALLIANCE DATA SYS CORP(ADS) | 13,000 | 276.570 | 3,595.41 | 2,048.30 | 1,547.11 | | |
| ALLIANZ SE ADR EACH REP 1/10 ORD SH (AZSEY) | 730,000 | 17.766 | 12,969.18 | 11,726.59 | 1,242.59 | 561.96 | 4.330 |
| ALLSTATE CORP(ALL) | 30,000 | 62.090 | 1,862.70 | 1,492.05 | 370.65 | 36.00 | 1.930 |
| ALPHABET INC CAP STK CL C(GOOG) | 34,000 | 758.880 | 25,801.92 | 15,917.06 | 9,884.86 | | |
| ALPHABET INC CAP STK CL A(GOOG) | 47,000 | 778.010 | 36,566.47 | 24,601.75 | 11,964.72 | | |
| ALTRIA GROUP INC(MO) | 305,000 | 58.210 | 17,754.05 | 11,104.90 | 6,649.15 | 689.30 | 3.880 |
| ALUMINIUM CORP OF CHINA ADR EACH REPR | 171,000 | 8.240 | 1,409.04 | 1,605.09 | -196.05 | | |
| 25 H SHS CNY1(SPON)(ACH) AMADEUS IT HLDG S A ADS ISIN #US02263T1043 SEDOL #B4KNGR5 (AMADY) | 147,000 | 44.196 | 6,496.81 | 5,321.41 | 1,175.40 | | |
| AMAZON.COM INC (AMZN) | 60,000 | 675.890 | 40,553.40 | 22,369.49 | 18,183.91 | | |
| AMCOR LIMITED ADR-EACH CNV INTO 4 ORD NPV (AMCRY) | 127,000 | 39.113 | 4,967.35 | 4,883.51 | 83.84 | | |

FIDELITY PRIVATE
CLIENT GROUP®

INVESTMENT REPORT
December 1, 2015 - December 31, 2015

Separate Account Manager: Aperio Group LLC FOREIGN

Holdings (continued)

| Description | Quantity | Price Per Unit | Total Market Value | Total Cost Basis | Unrealized Gain/Loss | Est. Annual Income (EAI) | Est. Yield (EY) |
|----------------------------------------------------|----------|----------------|--------------------|------------------|----------------------|--------------------------|-----------------|
| Common Stock (continued) | | | | | | | |
| AMERICA MOVIL SAB DE(AMX) | 220 000 | 14 060 | 3,093 20 | 4,542 62 | -1,449 42 | 108 90 | 3 520 |
| AMERICAN ELEC PWR CO(AEP) | 30 000 | 58 270 | 1,748 10 | 1,490 84 | 257 26 | 67 20 | 3 840 |
| AMERICAN EXPRESS CO(AXP) | 127 000 | 69 550 | 8,832 85 | 10,133 13 | -1,300 28 | 147 32 | 1 670 |
| AMERICAN INTL GROUP INC COM NEW(AIG) | 225 000 | 61 970 | 13,943 25 | 10,821 31 | 3,121 94 | 252 00 | 1 810 |
| AMERISOURCEBERGEN CORP(ABC) | 27 000 | 103 710 | 2,800 17 | 1,488 36 | 1,311 81 | 36 72 | 1 310 |
| AMERIPRISE FINL INC COM(AMP) | 68 000 | 106 420 | 7,236 56 | 5,794 98 | 1,441 58 | 182 24 | 2 520 |
| AMETEK INC NEW(AME) | 114 000 | 53 590 | 6,109 26 | 5,022 34 | 1,086 92 | 41 04 | 0 670 |
| AMGEN INC (AMGN) | 118 000 | 162 330 | 19,154 94 | 15,038 56 | 4,116 38 | 472 00 | 2 460 |
| ANADARKO PETE CORP(APC) | 63 000 | 48 580 | 3,060 54 | 5,565 93 | -2,505 39 | 68 04 | 2 220 |
| ANALOG DEVICES INC COM | 118 000 | 55 320 | 6,527 76 | 5,501 05 | 1,026 71 | 188 80 | 2 890 |
| ISIN #US0326541051 SEDOL #2032067 (ADI) | | | | | | | |
| ANGLO AMERICAN SPON ADR EACH REP 0.5 | 366 000 | 2 207 | 807 76 | 4,557 80 | -3,750 04 | | |
| ORD (NGLOY) | | | | | | | |
| ANHEUSER BUSCH INBEV SA/NV | 137 000 | 125 000 | 17,125 00 | 14,179 67 | 2,945 33 | 541 33 | 3 160 |
| SPONSORED ADR | | | | | | | |
| ISIN #US03524A1088 SEDOL #B3P93Y7 (BUD) | | | | | | | |
| ANHUI CONCH CEMENT UNSP ADR EACH REP 5 | 380 000 | 13 451 | 5,111 38 | 5,277 41 | -166 03 | | |
| CLH (AHCHY) | | | | | | | |
| ANTHEM INC COM ISIN #US0367521038 | 21 000 | 139 440 | 2,928 24 | 1,487 40 | 1,440 84 | 52 50 | 1 790 |
| SEDOL #BSPHGL4 (ANTM) | | | | | | | |
| APACHE CORP(APA) | 93 000 | 44 470 | 4,135 71 | 7,579 62 | -3,443 91 | 93 00 | 2 250 |
| APPLE INC(AAPL) | 791 000 | 105 260 | 83,260 66 | 54,742 85 | 28,517 81 | 1,645 28 | 1 980 |
| APPLIED MATERIALS INC(AMAT) | 303 000 | 18 670 | 5,657 01 | 4,522 35 | 1,134 66 | 121 20 | 2 140 |
| ARCELORMITTAL SA LUXEMBOURG NY | 456 000 | 4 220 | 1,924 32 | 7,160 63 | -5,236 31 | 91 20 | 4 740 |
| REGISTRY SH ISIN #US03938L1044 SEDOL #B295F26 (MT) | | | | | | | |
| ARCHER DANIELS MIDLAND(ADM) | 179 000 | 36 680 | 6,565 72 | 7,075 88 | -510 16 | 200 48 | 3 050 |
| ARM HOLDINGS PLC ADS REP 3 ORD | 141 000 | 45 240 | 6,378 84 | 6,543 48 | -164 64 | 49 65 | 0 780 |
| GBP0.05 (ARMH) | | | | | | | |
| ARYZTA AG ADR ISIN #US04338X1028 | 210 000 | 25 690 | 5,394 90 | 7,712 84 | -2,317 94 | | |
| SEDOL #B559V58 (ARZTY) | | | | | | | |
| ASAHI KASEI CORP ADR ISIN #US0434001006 | 504 000 | 13 681 | 6,895 22 | 7,729 84 | -834 62 | | |
| SEDOL #B010680 (AHKSY) | | | | | | | |
| ASSA ABLOY UNSP ADR EA REPR 0.50 ORD | 690 000 | 10 557 | 7,284 33 | 4,999 66 | 2,284 67 | | |
| SHS (ASAZY) | | | | | | | |

FIDELITY PRIVATE
CLIENT GROUP®

INVESTMENT REPORT
December 1, 2015 - December 31, 2015

Separate Account Manager: Aperio Group LLC FOREIGN

Holdings (continued)

| Description | Quantity | Price Per Unit | Total Market Value | Total Cost Basis | Unrealized Gain/Loss | Est. Annual Income (EAI) | Est. Yield (EY) |
|-----------------------------------------------------------------------------------------------------------------------------------------|-----------|----------------|--------------------|------------------|----------------------|--------------------------|-----------------|
| Common Stock (continued) | | | | | | | |
| ASTELLAS PHARMA INC ADR ISIN #US04623U1025 SEDOL #B3DTS22 (ALPMY) | 480 000 | 14.394 | 6,909.12 | 5,169.64 | 1,739.48 | - | - |
| ASTRAZENECA ADR EACH REP 1 ORD USD0.25(MGT) (AZN) | 362.000 | 33.950 | 12,289.90 | 10,077.84 | 2,212.06 | 506.80 | 4.120 |
| ATLANTIA SPA UNSP ADR EACH REPR 0.50 ORD (ATASY) | 556.000 | 13.307 | 7,398.69 | 6,009.93 | 1,388.76 | - | - |
| ATLAS COPCO AB SP ADR A NEW ISIN #US0492557063 SEDOL #2061997 (ATLKY) | 166 000 | 24.720 | 4,103.52 | 4,818.99 | -715.47 | - | - |
| AUSTRALIA & NEW ZEALAND BANK GROUP SPON ADR NPV (1 FOR 1 SHS) (ANZBY) AUTOLIV INC (ALV) | 449.000 | 20.320 | 9,123.68 | 13,069.21 | -3,945.53 | - | - |
| AUTOMATIC DATA PROCESSING INC (ADP) AUTOZONE INC NEV (AZO) | 71 000 | 124.770 | 8,858.67 | 6,327.66 | 2,531.01 | 159.04 | 1.800 |
| AVIVA SPON ADR EA REPR 2 ORD SHS GBP0.25 (AV) | 81 000 | 84.720 | 6,862.32 | 4,964.49 | 1,897.83 | 171.72 | 2.500 |
| AXA ADS-EACH REP 1 ORD EUR2.29(AAXHY) BB & T CORP (BBT) | 4 000 | 741.910 | 2,967.64 | 1,536.03 | 1,431.61 | - | - |
| BAE SYSTEMS SPON ADR EA REP 4 ORD GBP 0.025(MGN JP) (BAESY) BASF SE SPONSORED ADR ISIN #US0552625057 SEDOL #2082965 (BASFY) | 535 000 | 15.210 | 8,137.35 | 7,242.48 | 894.87 | 315.41 | 3.880 |
| BG GROUP ADR REP 1 ORD GBP0.10 (BRGY) | 221.000 | 27.407 | 6,056.94 | 4,585.99 | 1,470.95 | 235.56 | 3.890 |
| BP PLC ADR (CNV INTO 6 ORD USD0.25 SHS) (BP) | 48 000 | 37.810 | 1,814.88 | 1,467.63 | 347.25 | 51.84 | 2.860 |
| BNP PARIBAS SPONSORED ADR ISIN #US05565A2024 SEDOL #2568272 (BNPQY) | 263 000 | 29.455 | 7,746.66 | 7,250.69 | 495.97 | - | - |
| BT GROUP ADR EACH REP 5 ORD (BT) | 93 000 | 76.823 | 7,144.53 | 8,924.56 | -1,780.03 | 289.94 | 4.060 |
| BAKER HUGHES INC (BHI) | 542 000 | 14.518 | 7,868.75 | 10,615.46 | -2,746.71 | 155.83 | 1.980 |
| BALL CORP (BALL) | 325.000 | 31.260 | 10,159.50 | 14,177.73 | -4,018.23 | 780.00 | 7.680 |
| BANCO BILBAO VIZCAYA ARGENTARI SPONSORED ADR ISIN #US05946K1016 SEDOL #2042152 (BBVA) | 320 000 | 28.369 | 9,078.08 | 10,954.70 | -1,876.62 | 284.31 | 2.910 |
| BT GROUP ADR EACH REP 5 ORD (BT) | 258 000 | 34.610 | 8,929.38 | 7,348.41 | 1,580.97 | 254.80 | 2.850 |
| BAKER HUGHES INC (BHI) | 84 000 | 46.150 | 3,876.60 | 4,004.96 | -128.36 | 57.12 | 1.470 |
| BALL CORP (BALL) | 105 000 | 72.730 | 7,636.65 | 4,849.97 | 2,786.68 | 54.60 | 0.710 |
| BANCO BILBAO VIZCAYA ARGENTARI SPONSORED ADR ISIN #US05946K1016 SEDOL #2042152 (BBVA) | 1,026 000 | 7.330 | 7,520.58 | 11,505.46 | -3,984.88 | 411.85 | 5.480 |

EIN#: 45-3814655

FIDELITY PRIVATE
CLIENT GROUP®

INVESTMENT REPORT
December 1, 2015 - December 31, 2015

Separate Account Manager: Aperio Group LLC FOREIGN

Holdings (continued)

| Description | Quantity | Price Per Unit | Total Market Value | Total Cost Basis | Unrealized Gain/Loss | Est. Annual Income (EAI) | Est. Yield (EY) |
|----------------------------------------------------------------------------|-----------|----------------|--------------------|------------------|----------------------|--------------------------|-----------------|
| Common Stock (continued) | | | | | | | |
| BANCO SANTANDER SA ADR EACH 1 REPR 1 ORD EURO 50 (SAN) | 1,879,000 | 4.870 | 9,150,73 | 15,259,73 | -6,109,00 | 594,66 | 6,500 |
| BANK OF AMERICA CORP(BAC) | 1,240,000 | 16,830 | 20,869,20 | 16,683,11 | 4,186,09 | 248,00 | 1,190 |
| BANK OF MONTREAL COM NPV ISIN #CA0636711016 SEDOL #2076009 (BMO) | 101,000 | 56,420 | 5,698,42 | 7,043,60 | -1,345,18 | - | - |
| BANK NEW YORK MELLON CORP(BK) | 132,000 | 41,220 | 5,441,04 | 3,869,88 | 1,571,16 | 89,76 | 1,650 |
| BANK OF NOVA SCOTIA COM NPV | 168,000 | 40,440 | 6,793,92 | 9,825,42 | -3,031,50 | - | - |
| ISIN #CA0641491075 SEDOL #2076281 (BNS) | 588,000 | 12,960 | 7,620,48 | 9,862,08 | -2,241,60 | 230,30 | 3,020 |
| BARCLAYS PLC ADR-EACH CV INTO 4 ORD STK GBP0.25(JPM) (BCS) | 246,000 | 7,380 | 1,815,48 | 4,380,19 | -2,564,71 | 19,68 | 1,080 |
| BARRICK GOLD CORP COM NPV ISIN #CA0679011084 SEDOL #2024644 (ABX) | 57,000 | 39,030 | 2,224,71 | 1,828,11 | 396,60 | 15,96 | 0,720 |
| BAXALTA INC COM(BXLT) | 57,000 | 38,150 | 2,174,55 | 2,255,24 | -80,69 | 26,22 | 1,210 |
| BAXTER INTL INC (BAX) | 112,000 | 125,793 | 14,088,81 | 13,029,62 | 1,059,19 | - | - |
| BAYER AG SPON(BAYRY) BAYERISCHE MOTOREN WERKE A G ADR (BAMXY) | 288,000 | 35,352 | 10,181,37 | 10,309,04 | -127,67 | - | - |
| BECTON DICKINSON CO(BDX) | 51,000 | 154,090 | 7,858,59 | 5,099,67 | 2,758,92 | 134,64 | 1,710 |
| BELLE INTL HLDGS LTD ADR ISIN #JUS0784541056 SEDOL #B3DXB81 (BELY) | 517,000 | 7,510 | 3,882,67 | 6,715,39 | -2,832,72 | - | - |
| BERKSHIRE HATHAWAY INC DEL CL B NEW (BRKB) | 33,000 | 132,040 | 4,357,32 | 3,593,95 | 763,37 | - | - |
| BHP BILLITON LTD SPONSORED ADR ISIN #JUS0886061086 SEDOL #2144337 (BHP) | 282,000 | 25,760 | 7,264,32 | 19,381,81 | -12,117,49 | 699,36 | 9,630 |
| BIOGEN INC COM ISIN #US09062X1037 SEDOL #2455965 (BIIB) | 41,000 | 306,350 | 12,560,35 | 10,469,17 | 2,091,18 | - | - |
| BLACKROCK INC (BLK) | 14,000 | 340,520 | 4,767,28 | 3,753,96 | 1,013,32 | 122,08 | 2,560 |
| BOEING CO (BA) | 98,000 | 144,590 | 14,169,82 | 11,573,50 | 2,596,32 | 427,28 | 3,020 |
| BORGWARNER INC (BWA) | 118,000 | 43,230 | 5,101,14 | 6,013,56 | -912,42 | 61,36 | 1,200 |
| BOSTON SCIENTIFIC CORP(BSX) | 492,000 | 18,440 | 9,072,48 | 5,762,87 | 3,309,61 | - | - |
| BRAMBLES LTD SPON ADR EA REPR 2 ORD (BXY) | 479,000 | 16,836 | 8,064,44 | 7,923,50 | 140,94 | - | - |
| BRF SA SPONSORED ADR ISIN #US10552T1079 SEDOL #2605210 (BRFS) | 360,000 | 13,820 | 4,975,20 | 7,062,22 | -2,087,02 | 182,23 | 3,660 |

FIDELITY PRIVATE
CLIENT GROUP®

INVESTMENT REPORT
December 1, 2015 - December 31, 2015

Separate Account Manager: Aperio Group LLC FOREIGN

Holdings (continued)

Stocks (continued)

| Description | Quantity | Price Per Unit | Total Market Value | Total Cost Basis | Unrealized Gain/Loss | Est. Annual Income (EAI) | Est. Yield (EY) |
|----------------------------------------|----------|----------------|--------------------|------------------|----------------------|--------------------------|-----------------|
| Common Stock (continued) | | | | | | | |
| BRIDGESTONE CORP ADR EACH CNV 0.5 | 436 000 | 17 349 | 7,564 16 | 7,340 60 | 223.56 | - | - |
| ORD NPV (BRDCY) | | | | | | | |
| BRISTOL MYERS SQUIBB (BMY) | 227 000 | 68 790 | 15,615 33 | 11,148 82 | 4,466.51 | 345.04 | 2.210 |
| BRITISH AMERICAN TOBACCO LVL II ADR | 131 000 | 110.450 | 14,468 95 | 14,279 45 | 189.50 | 596.64 | 4.120 |
| EACH REP 2 ORD GBP0.25(BNY) (BTI) | | | | | | | |
| BROADCOM CORP CL A (BRCM) | 44 000 | 57 820 | 2,544 08 | 1,464.35 | 1,079.73 | 24.64 | 0.970 |
| BROOKFIELD ASSET MANAGEMENT INC LTD | 294 000 | 31.530 | 9,269 82 | 7,295 90 | 1,973.92 | 141.12 | 1.520 |
| VTG SHS NPV CL A (ISIN #CA1125851040) | | | | | | | |
| SEDOL #2092599 (BAM) | | | | | | | |
| BUNZL ADR EACH REPR 1 ORD | 80 000 | 27.783 | 2,222 64 | 1,578.51 | 644.13 | - | - |
| SEDOL #214857 (BZLFY) | | | | | | | |
| CAE INC COM (ISIN #CA1247651088) | 560 000 | 11.090 | 6,210 40 | 6,468.29 | -257.89 | - | - |
| SEDOL #2162760 (CAE) | | | | | | | |
| CBS CORP NEW CL B (CBS) | 127 000 | 47 130 | 5,985 51 | 7,306 57 | -1,321.06 | 76.20 | 1.270 |
| CDK GLOBAL INC COM USD0.01(CDK) | 159 000 | 47 470 | 7,547.73 | 7,219.31 | 328.42 | 85.86 | 1.140 |
| CIGNA CORPORATION COM | 81 000 | 146.330 | 11,852.73 | 9,695.89 | 2,156.84 | - | - |
| CK HUTCHISON HOLDINGS LIMITED | 538 000 | 13 440 | 7,230.72 | 3,906.84 | 3,323.88 | - | - |
| ISIN #US1255091092 SEDOL #2196479 (CI) | | | | | | | |
| UNSP ADR EACH REPR 1 ORD (CKHLUY) | 313 000 | 36.080 | 11,293.04 | 8,579.19 | 2,713.85 | 363.08 | 3.220 |
| CMS ENERGY CORP (CMS) | 56 000 | 104.380 | 5,845.28 | 10,341.66 | -4,496.38 | 411.76 | 7.040 |
| CNOOC LTD SPONSORED ADR | | | | | | | |
| ISIN #US1261321095 SEDOL #8BDZMP40 | | | | | | | |
| (CEO) | | | | | | | |
| CPFL ENERGIA SA SPON ADR EA REP 2 ORD | 375 000 | 7 420 | 2,792.50 | 6,177.71 | -3,395.21 | - | - |
| NPV (CPL) | | | | | | | |
| CRH SPON ADR EA REPR 1 ORD SHS | 282 000 | 28 820 | 8,127 24 | 7,203 57 | 923.67 | 194.41 | 2.390 |
| EURO.32 (CRH) | | | | | | | |
| CSL LTD SPONSORED ADR | 138 000 | 38 309 | 5,286 64 | 4,261.99 | 1,024.65 | - | - |
| ISIN #US12637N2045 (CSLLY) | | | | | | | |
| C S X CORP (CSX) | 172 000 | 25.950 | 4,463 40 | 4,385 08 | 78.32 | 123.84 | 2.770 |
| CVS HEALTH CORP COM (CVS) | 132 000 | 97 770 | 12,905 64 | 8,050.44 | 4,855.20 | 224.40 | 1.740 |
| CALIFORNIA RES CORP COM (CRC) | 50 000 | 2 330 | 116.50 | 403.33 | -286.83 | - | - |
| CALIFORNIA WATER SVC GRP HLDG CO | 152 000 | 23.270 | 3,537 04 | 2,990.80 | 546.24 | 101.84 | 2.880 |
| (CWT) | | | | | | | |
| CAMERON INTL CORP COM (CAM) | 105 000 | 63 200 | 6,636 00 | 5,733.29 | 902.71 | - | - |

FIDELITY PRIVATE
CLIENT GROUP®

INVESTMENT REPORT
December 1, 2015 - December 31, 2015

Separate Account Manager: Apeno Group LLC FOREIGN

Holdings (continued)

Stocks (continued)

| Description | Quantity | Price Per Unit | Total Market Value | Total Cost Basis | Unrealized Gain/Loss | Est. Annual Income (EAI) | Est. Yield (EY) |
|-----------------------------------------------------------------------------------------------------------------------------------------------------|----------|----------------|--------------------|------------------|----------------------|--------------------------|-----------------|
| Common Stock (continued) | | | | | | | |
| CANADIAN IMPERIAL BANK OF COMMERCE COM NPV ISIN #CA1360691010 SEDOL #2170525 (CM) | 78 000 | 65.870 | 5,137.86 | 6,664.46 | -1,526.60 | - | - |
| CANADIAN NATL RY CO COM ISIN #CA1363751027 SEDOL #2180632 (CNI) | 98 000 | 55.880 | 5,476.24 | 4,877.77 | 598.47 | - | - |
| CANADIAN NATURAL RESOURCES LTD COM NPV ISIN #CA1363851017 SEDOL #2171573 (CNG) | 155 000 | 21.830 | 3,383.65 | 4,728.53 | -1,344.88 | - | - |
| CANADIAN PAC RY LTD COM ISIN #CA13645T1003 SEDOL #2793115 (CP) | 34 000 | 127.600 | 4,338.40 | 4,213.39 | 125.01 | - | - |
| CANON INC SPONSORED ADR ISIN #US1380463099 SEDOL #2173706 (CAJ) CAP GEMINI ADR EACH REPR 1/2 ORD EUR8 (CGEMV) | 313 000 | 30.130 | 9,430.69 | 10,218.96 | -788.27 | 417.86 | 4.430 |
| CAPITAL ONE FINANCIAL CORP(COF) | 176 000 | 46.493 | 8,182.76 | 5,713.29 | 2,469.47 | - | - |
| CARDINAL HEALTH INC(CAH) | 88 000 | 72.180 | 6,351.84 | 6,092.26 | 259.58 | 140.80 | 2.220 |
| CARLSBERG AS SPON ADR EACH REP 1/5 ORD (CABGY) | 34 000 | 89.270 | 3,035.18 | 1,468.25 | 1,566.93 | 52.63 | 1.730 |
| CARREFOUR SA SPON ADR EACH REPR 1/5 SHS (CRREY) | 295 000 | 17.832 | 5,260.44 | 5,911.49 | -651.05 | - | - |
| CATERPILLAR INC(CAT) | 975 000 | 5.879 | 5,732.02 | 6,921.12 | -1,189.10 | - | - |
| CELGENE CORP(CELG) | 118 000 | 67.960 | 8,019.28 | 10,314.50 | -2,295.22 | 363.44 | 4.550 |
| CEMEX SAB DE CV SPON ADR NEW ISIN #US1512908898 SEDOL #2488671 (CX) CENCOSUD S A SPONSORED ADS ISIN #US15132H1014 SEDOL #B818NS7 (CNCO) | 106 000 | 119.760 | 12,694.56 | 7,676.35 | 5,018.21 | - | - |
| CENOVUS ENERGY INC COM NPV ISIN #CA15135U1093 SEDOL #857FG04 (CVE) | 578 000 | 5.570 | 3,219.46 | 6,457.32 | -3,237.86 | - | - |
| CENTRICA ADR EACH REPR 4 ORD GBP0 06172839 (CPYYY) | 280 000 | 6.180 | 1,730.40 | 4,176.42 | -2,446.02 | 47.58 | 2.750 |
| CENTURYLINK INC(CTL) | 147 000 | 12.620 | 1,855.14 | 4,306.18 | -2,451.04 | - | - |
| CERNER CORP(CERN) | 337 000 | 12.858 | 4,333.14 | 7,542.15 | -3,209.01 | - | - |
| CHEMOURS CO COM(CC) | 40 000 | 25.160 | 1,006.40 | 1,495.95 | -489.55 | 86.40 | 8.590 |
| CHEVRON CORP NEW(CVX) | 101 000 | 60.170 | 6,077.17 | 5,670.01 | 407.16 | - | - |
| CHINA CONSTRUCTION BANK UNSP ADR EACH REPR 20 ORD (CICHY) | 17 000 | 5.360 | 91.12 | 239.17 | -148.05 | - | - |
| | 184 000 | 89.960 | 16,552.64 | 22,060.00 | -5,507.36 | 787.52 | 4.760 |
| | 477 000 | 13.703 | 6,536.33 | 7,442.51 | -906.18 | - | - |

EIN#: 45-3814655

FIDELITY PRIVATE
CLIENT GROUP®

INVESTMENT REPORT
December 1, 2015 - December 31, 2015

Separate Account Manager: Apero Group LLC FOREIGN

Holdings (continued)

Stocks (continued)

| Description | Quantity | Price Per Unit | Total Market Value | Total Cost Basis | Unrealized Gain/Loss | Est. Annual Income (EAI) | Est. Yield (EY) |
|-----------------------------------------|-----------|----------------|--------------------|------------------|----------------------|--------------------------|-----------------|
| Common Stock (continued) | | | | | | | |
| CHINA LIFE INSURANCE CO ADR EACH REP | 297,000 | 15.990 | 4,749.03 | 4,035.06 | 713.97 | 97.12 | 2.050 |
| 5 ORD H CNY1 (LFC) | | | | | | | |
| CHINA MOBILE LTD SPON ADR REP 5 ORD | 125,000 | 56.330 | 7,041.25 | 6,906.01 | 135.24 | 234.23 | 3.330 |
| HKD0.10 (CHL) | | | | | | | |
| CHINA PETE & CHEM CORP SPON ADR H SHS | 91,000 | 59.980 | 5,458.18 | 7,007.70 | -1,549.52 | 291.85 | 5.350 |
| ISIN #US16941R1086 SEDOL #2639189 (SNP) | | | | | | | |
| CHINA SHENHUA ENERGY COMPANY LTD | 520,000 | 6.286 | 3,268.72 | 6,312.43 | -3,043.71 | | |
| ADR EACH | | | | | | | |
| REPR 4 ORD H CNY1 (CSUAY) | | | | | | | |
| CHUNGHWA TELECOM ADR EA REPR 10 | 184,000 | 30.030 | 5,525.52 | 5,704.44 | -178.92 | 272.64 | 4.930 |
| ORD TWD10 (CHT) | | | | | | | |
| CIELO S A SPONSORED ADR | 129,000 | 8.490 | 1,095.21 | 1,453.70 | -358.49 | 25.23 | 2.300 |
| ISIN #US1717782023 SEDOL #862WGT6 | | | | | | | |
| (CIOXY) | | | | | | | |
| CISCO SYS INC COM ISIN #US17275R1023 | 659,000 | 27.155 | 17,895.14 | 14,918.12 | 2,977.02 | 553.56 | 3.090 |
| SEDOL #2198163 (CSCO) | | | | | | | |
| CITIGROUP INC COM NEW(C) | 379,000 | 51.750 | 19,613.25 | 18,352.21 | 1,261.04 | 75.80 | 0.390 |
| CLP HOLDINGS LTD SPONSORED ADR | 1,161,000 | 8.497 | 9,865.01 | 9,337.75 | 527.26 | | |
| ISIN #US18946Q1013 SEDOL #2128728 | | | | | | | |
| (CLPHY) | | | | | | | |
| COCA COLA AMATIL LTD SPONSORED ADR | 334,000 | 6.766 | 2,259.84 | 4,321.96 | -2,062.12 | | |
| ISIN #US1910852086 SEDOL #2206817 | | | | | | | |
| (CCLAY) | | | | | | | |
| COCA COLA CO (KO) | 384,000 | 42.960 | 16,496.64 | 15,452.46 | 1,044.18 | 506.88 | 3.070 |
| COCA-COLA ENTERPRISES INC COM | 129,000 | 49.240 | 6,351.96 | 5,113.93 | 1,238.03 | 144.48 | 2.270 |
| USD1.00 (CCE) | | | | | | | |
| COGNIZANT TECH SOLUTIONS CORP(CTSH) | 158,000 | 60.020 | 9,483.16 | 7,262.95 | 2,220.21 | | |
| COLGATE-PALMOLIVE CO (CL) | 117,000 | 66.620 | 7,794.54 | 7,468.32 | 326.22 | 177.84 | 2.280 |
| COLUMBIA PIPELINE GROUP INC COM | 254,000 | 20.000 | 5,080.00 | 5,001.89 | 78.11 | 127.00 | 2.500 |
| (CPGX) | | | | | | | |
| COMCAST CORP NEW CL A(CMCSA) | 303,000 | 56.430 | 17,098.29 | 13,579.05 | 3,519.24 | 303.00 | 1.770 |
| COMMONWEALTH BANK OF AUSTRALIA | 224,000 | 62.227 | 13,938.84 | 15,968.87 | -2,030.03 | | |
| SPONSORED | | | | | | | |
| ADR ISIN #US2027126000 SEDOL #B3B1QJ3 | | | | | | | |
| (CMWAY) | | | | | | | |

FIDELITY PRIVATE
CLIENT GROUP®

INVESTMENT REPORT
December 1, 2015 - December 31, 2015

Separate Account Manager: Aperio Group LLC FOREIGN

Holdings (continued)

| Description | Quantity | Price Per Unit | Total Market Value | Total Cost Basis | Unrealized Gain/Loss | Est. Annual Income (EAI) | Est. Yield (EY) |
|-----------------------------------------|-----------|----------------|--------------------|------------------|----------------------|--------------------------|-----------------|
| Common Stock (continued) | | | | | | | |
| COMPAGNIE FINANCIERE RICHEMONT SA SPON | 1,550,000 | 7.203 | 11,164.65 | 14,408.11 | -3,243.46 | - | - |
| ADR EACH REPR 0.1 ORD (CFRUY) | | | | | | | |
| CIA BRASILEIRA DISTR(PAO DE ACUCAR) | 162,000 | 10.520 | 1,704.24 | 6,988.34 | -5,284.10 | 69.02 | 4.050 |
| ADR EACH REPR 1 PRF NPV (CBD) | | | | | | | |
| COMPASS GROUP PLC SPONSORED ADR | 397,000 | 17.318 | 6,875.24 | 5,580.94 | 1,294.30 | - | - |
| ISIN #US20449X3026 (CMPGY) | | | | | | | |
| CONAGRA FOODS INC COM | 179,000 | 42.160 | 7,546.64 | 5,756.46 | 1,790.18 | 179.00 | 2.370 |
| ISIN #US2058871029 SEDOL #2215460 (CAG) | | | | | | | |
| CONCHO RES INC(CXO) | 52,000 | 92.860 | 4,828.72 | 5,602.62 | -773.90 | - | - |
| CONCOPHILLIPS(COP) | 164,000 | 46.690 | 7,657.16 | 10,896.24 | -3,239.08 | 485.44 | 6.340 |
| CONTRÓLADORA VUELA CIA-ADR(VRS) | 460,000 | 17.160 | 7,893.60 | 5,139.39 | 2,754.21 | - | - |
| COSTCÓ WHOLESALE CORP(COST) | 68,000 | 161.500 | 10,982.00 | 7,890.29 | 3,091.71 | 108.80 | 0.990 |
| CREDIT SUISSE GROUP SPON ADR-REP 1 ORD | 345,000 | 21.690 | 7,483.05 | 10,627.19 | -3,144.14 | 257.51 | 3.440 |
| CHFO 40(REGD) (CS) | | | | | | | |
| CROWN HLDGS INC COM(CCK) | 124,000 | 50.700 | 6,286.80 | 5,297.82 | 988.98 | - | - |
| CUMMINS INC (CMI) | 32,000 | 88.010 | 2,816.32 | 3,985.66 | -1,169.34 | 124.80 | 4.430 |
| DBS GROUP HLDGS LTD SPONSORED ADR | 196,000 | 47.059 | 9,223.56 | 10,453.67 | -1,230.11 | - | - |
| ISIN #US23304Y1001 SEDOL #2489867 | | | | | | | |
| (DBSDY) | | | | | | | |
| DAI NIPPON PRŦG LTD JAPAN SPONSORED ADR | 436,000 | 10.017 | 4,367.41 | 4,378.55 | -11.14 | - | - |
| ISIN #US2338063066 SEDOL #2251282 | | | | | | | |
| (DNPLY) | | | | | | | |
| DAIICHI SANKYO CO LTD SPON ADR LEV 1 | 103,000 | 20.870 | 2,149.61 | 1,947.23 | 202.38 | - | - |
| ISIN #US23381D1028 SEDOL #B3NC337 | | | | | | | |
| (DSNKY) | | | | | | | |
| DAIWA HOUSE IND LTD ADR | 302,000 | 29.120 | 8,794.24 | 8,391.47 | 402.77 | - | - |
| ISIN #US2340622065 SEDOL #2251798 | | | | | | | |
| (DWAHY) | | | | | | | |
| DAIWA SECS GROUP INC SPONSORED ADR | 846,000 | 6.191 | 5,237.58 | 7,382.73 | -2,145.15 | - | - |
| ISIN #US2340643012 SEDOL #B5P56R3 | | | | | | | |
| (DSEEV) | | | | | | | |
| DANAHER CORP(DHR) | 65,000 | 92.880 | 6,037.20 | 4,304.03 | 1,733.17 | 35.10 | 0.580 |
| DANONE ADR-EA CNV INTO 1/5 | 320,000 | 13.570 | 4,342.40 | 4,894.64 | -552.24 | 107.92 | 2.490 |
| EURO.25(CBK) (DANOY) | | | | | | | |
| DAVITA INC.COM(DVA) | 24,000 | 69.710 | 1,673.04 | 1,527.15 | 145.89 | - | - |

FIDELITY PRIVATE
CLIENT GROUP®

INVESTMENT REPORT
December 1, 2015 - December 31, 2015

Separate Account Manager: Aperio Group LLC FOREIGN

Holdings (continued)

Stocks (continued)

| Description | Quantity | Price Per Unit | Total Market Value | Total Cost Basis | Unrealized Gain/Loss | Est. Annual Income (EAI) | Est. Yield (EY) |
|-----------------------------------------------------------------------------------|----------|----------------|--------------------|------------------|----------------------|--------------------------|-----------------|
| Common Stock (continued) | | | | | | | |
| DEERE & COMPANY (DE) | 83 000 | 76.270 | 6,330.41 | 7,262.76 | -932.35 | 199.20 | 3.150 |
| DENSO CORP ADR ISIN #US24872B1008 SEDOL #2640631 (DNZOY) | 230 000 | 24.182 | 5,561.86 | 5,378.80 | 183.06 | | |
| DEUTSCHE TELEKOM AG SPONSORED ADR ISIN #US2515661054 SEDOL #2281999 (DTEGY) | 466 000 | 18.130 | 8,448.58 | 6,787.83 | 1,660.75 | 262.47 | 3.110 |
| DEUTSCHE POST AG SPONS ADR EA REPR 1 (DPSGY) | 249 000 | 28.195 | 7,020.55 | 7,564.14 | -543.59 | | |
| DEVON ENERGY CORP NEW(DVN) | 33 000 | 32.000 | 1,056.00 | 1,778.73 | -722.73 | 31.68 | 3.000 |
| DIAGEO ADR EACH REPR 4 ORD | 99 000 | 109.070 | 10,797.93 | 12,647.92 | -1,849.99 | 337.99 | 3.130 |
| DISNEY WALT CO (DIS) | 199 000 | 105.080 | 20,910.92 | 13,427.04 | 7,483.88 | 282.58 | 1.350 |
| DISCOVERY COMMUNICATIONS INC NEW COM SER A (DISCA) | 85 000 | 26.680 | 2,267.80 | 3,595.99 | -1,328.19 | | |
| DISCOVERY COMMUNICATIONS INC NEW COM SER C (DISCK) | 85 000 | 25.220 | 2,143.70 | 3,491.11 | -1,347.41 | | |
| DISCOVER FINL SVCS(DFS) | 34 000 | 53.620 | 1,823.08 | 1,468.59 | 354.49 | 38.08 | 2.090 |
| DR REDDYS LABS LTD ADR ISIN #US2561352038 SEDOL #2748881 (RDY) | 191 000 | 46.290 | 8,841.39 | 7,669.92 | 1,171.47 | 59.77 | 0.680 |
| DOLLAR GEN CORP NEW COM(DG) | 29 000 | 71.870 | 2,084.23 | 1,469.55 | 614.68 | 25.52 | 1.220 |
| DOMINION RESOURCES INC VA NEW(D) | 83 000 | 67.640 | 5,614.12 | 5,307.50 | 306.62 | 214.97 | 3.830 |
| DOVER CORP(DOV) | 23 000 | 61.310 | 1,410.13 | 1,386.40 | 23.73 | 38.64 | 2.740 |
| DOW CHEMICAL CO(DOW) | 125 000 | 51.480 | 6,435.00 | 4,370.22 | 2,064.78 | 230.00 | 3.570 |
| DÙ PONT E I DE NEMOURS & CO(DD) | 85 000 | 66.600 | 5,661.00 | 4,449.43 | 1,211.57 | 129.20 | 2.280 |
| DUKE ENERGY CORP NEW COM NEW ISIN #US26441C2044 SEDOL #B7JZSK0 (DUK) | 21 000 | 71.390 | 1,499.19 | 1,549.35 | -50.16 | 69.30 | 4.620 |
| E M C CORP MASS(EMC) | 406 000 | 25.680 | 10,426.08 | 10,173.36 | 252.72 | 186.76 | 1.790 |
| ENI SPA ADR EACH REP 2 ORD EUR(MGT) ISIN #US26874R1086 SEDOL #2297435 (E) | 264 000 | 29.800 | 7,867.20 | 12,376.51 | -4,509.31 | 561.09 | 7.130 |
| EOG RESOURCES INC(EOG) | 68 000 | 70.790 | 4,813.72 | 4,798.87 | 14.85 | 45.56 | 0.950 |
| E ON SE SPONSORED ADR ISIN #US2687801033 SEDOL #2113597 (EONGY) | 411 000 | 9.702 | 3,987.52 | 7,318.75 | -3,331.23 | 227.43 | 5.700 |
| EQT CORP COM (EQT) | 66 000 | 52.130 | 3,440.58 | 5,602.77 | -2,162.19 | | |
| EAST JAPAN RAILWAY CO ADR ISIN #US2732021017 SEDOL #B2R8S40 (EJPRY) | 372 000 | 15.864 | 5,901.40 | 5,423.96 | 477.44 | | |

FIDELITY PRIVATE
CLIENT GROUP®

INVESTMENT REPORT
December 1, 2015 - December 31, 2015

Separate Account Manager: Apeno Group LLC FOREIGN

Holdings (continued)

| Description | Quantity | Price Per Unit | Total Market Value | Total Cost Basis | Unrealized Gain/Loss | Est. Annual Income (EAI) | Est. Yield (EY) |
|----------------------------------------------------|----------|----------------|--------------------|------------------|----------------------|--------------------------|-----------------|
| Common Stock (continued) | | | | | | | |
| EBAY INC (EBAY) | 210,000 | 27.480 | 5,770.80 | 4,695.72 | 1,075.08 | | |
| EMERSON ELECTRIC CO (EMR) | 74,000 | 47.830 | 3,539.42 | 4,503.72 | -964.30 | 140.60 | 3.970 |
| EMPRESA NACIONAL DE ELECTRICIDAD SA | 120,000 | 37.060 | 4,447.20 | 5,712.71 | -1,265.51 | 116.37 | 2.620 |
| ADS-EACH REPR 30 COM SHS (EOC) | | | | | | | |
| ENBRIDGE INC COM ISIN #CA29250N1050 | 111,000 | 33.190 | 3,684.09 | 4,840.55 | -1,156.46 | | |
| SEDOL #2466149 (ENB) | | | | | | | |
| ENGIE SPON ADR EACH REPR 1 SHARE | 319,000 | 17.734 | 5,657.14 | 7,158.72 | -1,501.58 | | |
| (ENGIY) | | | | | | | |
| ERICSSON ADR EACH REP 1 ORD B SEK1 | 402,000 | 9.610 | 3,863.22 | 5,262.90 | -1,399.68 | 157.24 | 4.070 |
| (ERIC) | | | | | | | |
| ESSILOR INTL S A ADR ISIN #US2972842007 | 70,000 | 62.489 | 4,374.23 | 3,872.82 | 501.41 | | |
| SEDOL #B012HB4 (ESLOY) | | | | | | | |
| EXELON CORP (EXC) | 43,000 | 27.770 | 1,194.11 | 1,551.65 | -357.54 | 53.32 | 4.470 |
| EXPERIAN PLC ADR EACH REPR 1 ORD SHS | 247,000 | 17.702 | 4,372.39 | 4,681.37 | -308.98 | 97.57 | 2.230 |
| (EXPGY) | | | | | | | |
| EXPRESS SCRIPTS HLDG CO COM (ESRX) | 153,000 | 87.410 | 13,373.73 | 10,094.50 | 3,279.23 | | |
| EXXON MOBIL CORP (XOM) | 464,000 | 77.950 | 36,168.80 | 41,376.18 | -5,207.38 | 1,354.88 | 3.750 |
| FMC CORP NEW (FMC) | 77,000 | 39.130 | 3,013.01 | 5,567.35 | -2,554.34 | 50.82 | 1.690 |
| FACEBOOK INC COM USD0.000006 CL A (FB) | 306,000 | 104.660 | 32,025.96 | 17,428.39 | 14,597.57 | | |
| FANUC CORPORATION ADR | 182,000 | 29.206 | 4,731.37 | 4,453.62 | 277.75 | | |
| ISIN #US3073051027 SEDOL #B93DTT85 | | | | | | | |
| (FANUY) | | | | | | | |
| FAST RETAILING CO LTD ADR | 180,000 | 35.446 | 6,380.28 | 6,947.50 | -567.22 | | |
| ISIN #US31188H1014 SEDOL #B3DTM08 | | | | | | | |
| (FRCOY) | | | | | | | |
| FEDEX CORP COM ISIN #US31428X1063 | 56,000 | 148.990 | 8,343.44 | 7,142.14 | 1,201.30 | 56.00 | 0.670 |
| SEDOL #2142784 (FDX) | | | | | | | |
| FIDELITY NATIONAL INFORMATION SERVICES | 125,000 | 60.600 | 7,575.00 | 6,109.95 | 1,465.05 | 130.00 | 1.720 |
| INC (FLS) | | | | | | | |
| FISERV INC (FISV) | 50,000 | 91.460 | 4,573.00 | 2,188.20 | 2,384.80 | | |
| FLUOR CORP NEW (FLR) | 87,000 | 47.220 | 4,108.14 | 6,486.83 | -2,378.69 | 73.08 | 1.780 |
| FLOWSERVE CORP (FLS) | 94,000 | 42.080 | 3,955.52 | 5,535.36 | -1,579.84 | 67.68 | 1.710 |
| FOMENTO ECONOMICO MEXICANO SAB | 40,000 | 92.350 | 3,694.00 | 4,495.12 | -801.12 | 54.87 | 1.490 |
| SPON | | | | | | | |
| ADR UNITS ISIN #US3444191064 SEDOL #2246039 (FMXX) | | | | | | | |

FIDELITY PRIVATE
CLIENT GROUP®

INVESTMENT REPORT
December 1, 2015 - December 31, 2015

Separate Account Manager: Aperio Group LLC FOREIGN

Holdings (continued)

Stocks (continued)

| Description | Quantity | Price Per Unit | Total Market Value | Total Cost Basis | Unrealized Gain/Loss | Est. Annual Income (EAI) | Est. Yield (EY) |
|-------------------------------------------------------------------------------|-----------|----------------|--------------------|------------------|----------------------|--------------------------|-----------------|
| Common Stock (continued) | | | | | | | |
| FORD MTR CO DEL COM(F) | 806 000 | 14.090 | 11,356.54 | 12,570.67 | -1,214.13 | 483.60 | 4.260 |
| FRANKLIN RES INC COM ISIN #US3546131018 SEDOL #2350684 (BEN) | 30 000 | 36.820 | 1,104.60 | 1,536.05 | -431.45 | 21.60 | 1.960 |
| FREEPORT MCMORAN INC(FCX) | 131 000 | 6.770 | 886.87 | 4,193.61 | -3,306.74 | 26.20 | 2.950 |
| FRESENIUS MEDICAL CARE AG & CO KGAA ADR-EACH REP 0.5 NPV (FMS) | 196 000 | 41.840 | 8,200.64 | 7,008.48 | 1,192.16 | 84.66 | 1.030 |
| FUJI HEAVY INDS LTD ADR ISIN #US3595562063 SEDOL #2354482 (FUJHY) | 45 000 | 83.578 | 3,761.01 | 1,598.70 | 2,162.31 | - | - |
| FUJIFILM HLDGS CORP ADR 2 ORD ISIN #US35958N1072 SEDOL #2354501 (FUJUY) | 269 000 | 42.230 | 11,359.87 | 6,560.25 | 4,799.62 | - | - |
| GALAXY ENTERTAINMENT GROUP LIMITED SPON | 92 000 | - | unavailable | 7,006.39 | unavailable | - | - |
| GAZPROM O A O SPONSORED ADR ISIN #US3682872078 SEDOL #5140989 (OGZPY) | 1,339 000 | 3.670 | 4,914.13 | 11,255.60 | -6,341.47 | - | - |
| GENERAL DYNAMICS CRP(GD) | 21 000 | 137.360 | 2,884.56 | 1,435.95 | 1,448.61 | 57.96 | 2.010 |
| GENERAL ELECTRIC CO(GE) | 929 000 | 31.150 | 28,938.35 | 22,596.78 | 6,341.57 | 854.68 | 2.950 |
| GENERAL MILLS INC(GIS) | 146 000 | 57.660 | 8,418.36 | 7,186.20 | 1,232.16 | 256.96 | 3.050 |
| GENERAL MTRS CO COM ISIN #US37045V1008 | 269 000 | 34.010 | 9,148.69 | 10,349.21 | -1,200.52 | 387.36 | 4.230 |
| SEDOL #B3SMT78 (GM) | | | | | | | |
| GENUINE PARTS CO(GPC) | 89 000 | 85.890 | 7,644.21 | 7,006.91 | 637.30 | 218.94 | 2.860 |
| GILEAD SCIENCES INC(GILD) | 194 000 | 101.190 | 19,630.86 | 12,411.51 | 7,219.35 | 333.68 | 1.700 |
| GIVAUDAN SA ADR ISIN #US37636P1084 SEDOL #B99TMM4 (GVDNY) | 100 000 | 36.424 | 3,642.40 | 2,431.35 | 1,211.05 | - | - |
| GLAXOSMITHKLINE ADR EACH CNV INTO 2 ORD | 274 000 | 40.350 | 11,055.90 | 14,080.42 | -3,024.52 | 668.74 | 6.050 |
| GBP0.25 (GSK) | | | | | | | |
| GOLDCORP INC COM NPV ISIN #CA3809564097 | 237 000 | 11.560 | 2,739.72 | 6,356.10 | -3,616.38 | 56.88 | 2.080 |
| SEDOL #2676302 (GG) | | | | | | | |
| GOLDMAN SACHS GROUP INC(GS) | 65 000 | 180.230 | 11,714.95 | 10,788.90 | 926.05 | 169.00 | 1.440 |
| GRIFOLS S A SP ADR REP B NVT ISIN #US3984384087 SEDOL #B8K7T65 (GRFS) | 115 000 | 32.400 | 3,726.00 | 3,866.35 | -140.35 | 83.56 | 2.240 |

FIDELITY PRIVATE
CLIENT GROUP®

INVESTMENT REPORT
December 1, 2015 - December 31, 2015

Separate Account Manager: Aperio Group LLC FOREIGN

Holdings (continued)

| Description | Quantity | Price Per Unit | Total Market Value | Total Cost Basis | Unrealized Gain/Loss | Est. Annual Income (EAI) | Est. Yield (EY) |
|-------------------------------------------------------------------|----------|----------------|--------------------|------------------|----------------------|--------------------------|-----------------|
| Common Stock (continued) | | | | | | | |
| GRUPO TELEvisa SA SPON ADR REP ORD (TV) | 154,000 | 27.210 | 4,190.34 | 4,267.50 | -77.16 | 17.42 | 0.420 |
| GUANGSHEN RAILWAY CO ADR EACH REPR 50 ORD | 63,000 | 24.720 | 1,557.36 | 1,434.27 | 123.09 | 25.76 | 1.650 |
| H SHS CNY1 (GSH) | 160,000 | 61.600 | 9,856.00 | 5,630.29 | 4,225.71 | 59.98 | 0.610 |
| HDFC BANK LTD ADS EACH REPR 3 | 261,000 | 39.470 | 10,301.67 | 13,725.84 | -3,424.17 | 652.50 | 6.330 |
| HSBC HLDGS PLC SPON | 314,000 | 11.840 | 3,717.76 | 3,967.13 | -249.37 | 155.74 | 4.190 |
| ADR NEW (HSBC) | 208,000 | 34.040 | 7,080.32 | 9,821.80 | -2,741.48 | 149.76 | 2.120 |
| HALBURTON CO HOLDING CO FRMLY HALBURTON CO (HAL) | 265,000 | 11.380 | 3,015.70 | 4,740.17 | -1,724.47 | - | - |
| HANG LUNG PROPERTIES (HLP) SPON ADR-EACH | 201,000 | 43.460 | 8,735.46 | 6,768.81 | 1,966.65 | 168.84 | 1.930 |
| 1 CNY INTO 5 ORD HKD1 (HLPPY) | 19,000 | 96.268 | 1,829.09 | 1,486.06 | 343.03 | - | - |
| HARTFORD FIN SVCS GROUP INC(HIG) | 555,000 | 7.167 | 3,977.68 | 4,298.36 | -320.68 | - | - |
| HENKEL AG&CO. KGAA ADR EACH REP 1 NPV (HENKY) | 18,000 | 89.270 | 1,606.86 | 1,607.25 | -0.39 | 41.98 | 2.610 |
| HENNES & MAURITZ AB ADR ISIN #US4258831050 SEDOL #B2411X2 (HNNMY) | 70,000 | 48.480 | 3,393.60 | 5,643.65 | -2,250.05 | 70.00 | 2.060 |
| HERSHEY CO (HSY) | 314,000 | 15.200 | 4,772.80 | 4,156.45 | 616.35 | 69.08 | 1.450 |
| HESS CORP COM ISIN #US42809H1077 SEDOL #2023748 (HES) | 66,000 | 57.484 | 3,793.94 | 4,257.11 | -463.17 | - | - |
| HEWLETT PACKARD ENTERPRISE CO COM (HPE) | 188,000 | 132.250 | 24,863.00 | 14,500.02 | 10,362.98 | 443.68 | 1.780 |
| HITACHI LTD ADR 10 COM ISIN #US4335785071 SEDOL #2428901 (HTHIY) | 195,000 | 31.930 | 6,226.35 | 7,655.69 | -1,429.34 | 141.23 | 2.270 |
| HOME DEPOT INC COM ISIN #US4370761029 SEDOL #2434209 (HD) | 67,000 | 103.570 | 6,939.19 | 5,327.22 | 1,611.97 | 159.46 | 2.300 |
| HONDA MOTOR LTD AMERN SHS(HMC) | 385,000 | 25.612 | 9,860.62 | 6,373.47 | 3,487.15 | - | - |
| HONEYWELL INTL INC(HON) | 232,000 | 28.461 | 6,602.95 | 5,086.37 | 1,516.58 | - | - |
| HONG KONG EXCHANGES & CLEARING UNSP ADR | - | - | - | - | - | - | - |
| EACH REPR 1 ORD (HKXCY) | - | - | - | - | - | - | - |
| IBERDROLA SA SPON ADR(IBDRY) | - | - | - | - | - | - | - |

FIDELITY PRIVATE
CLIENT GROUP®

INVESTMENT REPORT
December 1, 2015 - December 31, 2015

Separate Account Manager: Aperio Group LLC FOREIGN

Holdings (continued)

Stocks (continued)

| Description | Quantity | Price Per Unit | Total Market Value | Total Cost Basis | Unrealized Gain/Loss | Est. Annual Income (EAI) | Est. Yield (EY) |
|----------------------------------------------------------------------|----------|----------------|--------------------|------------------|----------------------|--------------------------|-----------------|
| Common Stock (continued) | | | | | | | |
| ICICI BANK LIMITED ADR EACH REPR 2 ORD (NR10(SPON) (IBN) | 655 000 | 7.830 | 5,128.65 | 4,860.29 | 268.36 | 102.64 | 2.000 |
| ILLINOIS TOOL WORKS(ITW) | 94 000 | 92.680 | 8,711.92 | 7,198.25 | 1,513.67 | 206.80 | 2.370 |
| IMPERIAL HOLDINGS LTD SPONS ADR NEW (IHLDY) | 296 000 | 7.703 | 2,280.08 | 6,253.67 | -3,973.59 | | |
| IMPERIAL TOBACCO GROUP PLC (ITBY) | 100 000 | 105.723 | 10,572.30 | 7,287.60 | 3,284.70 | 214.38 | 2.030 |
| INDIVIOR PLC SPON ADR EA REPR 5 ORD (INVV) | 19 000 | 13.945 | 264.95 | 195.80 | 69.15 | | |
| INDITEX (IND.DE DISENO TEXTIL SA) UNSP ADR EACH REP 0.20 ORD (IDEXY) | 460 000 | 17.212 | 7,917.52 | 7,067.56 | 849.96 | | |
| INDUSTRIAL & COML BK CHINA ADR (IDCBY) | 910 000 | 12.077 | 10,990.07 | 12,151.86 | -1,161.79 | | |
| INFOSYS LTD SPONSORED ADR (INFY) | 164 000 | 16.750 | 2,747.00 | 1,756.60 | 990.40 | 63.14 | 2.300 |
| ING GROEP N V SPONSORED ADR (ING) | 949 000 | 13.460 | 12,773.54 | 11,505.54 | 1,268.00 | 377.17 | 2.950 |
| INTEL CORP (INTC) | 590 000 | 34.450 | 20,325.50 | 13,799.39 | 6,526.11 | 566.40 | 2.790 |
| INTERCONTINENTAL HOTELS GROUP SPON ADR NEW 2014 (IHG) | 162 000 | 38.740 | 6,275.88 | 5,181.68 | 1,094.20 | 128.79 | 2.050 |
| INTERCONTINENTAL EXCHANGE INC COM (ITSY) | 27 000 | 256.260 | 6,919.02 | 5,273.22 | 1,645.80 | 81.00 | 1.170 |
| INTL BUSINESS MACH (IBM) | 111 000 | 137.620 | 15,275.82 | 20,901.94 | -5,626.12 | 577.20 | 3.780 |
| INTL PAPER CO (IP) | 34 000 | 37.700 | 1,281.80 | 1,621.93 | -340.13 | 59.84 | 4.670 |
| INTERTEK GROUP PLC ADR (INTU) | 127 000 | 40.930 | 5,198.11 | 6,741.81 | -1,543.70 | | |
| INTESA SANPAOLO S P A SPON ADR (ISNPY) | 598 000 | 20.127 | 12,035.94 | 8,854.10 | 3,181.84 | | |
| INTUIT COM (INTU) | 30 000 | 96.500 | 2,895.00 | 1,929.45 | 965.55 | 36.00 | 1.240 |

FIDELITY PRIVATE
CLIENT GROUP®

INVESTMENT REPORT
December 1, 2015 - December 31, 2015

Separate Account Manager: Aperio Group LLC FOREIGN

Holdings (continued)

Stocks (continued)

| Description | Quantity | Price Per Unit | Total Market Value | Total Cost Basis | Unrealized Gain/Loss | Est. Annual Income (EAI) | Est. Yield (EY) |
|---------------------------------------------------------------------------------------------|----------|----------------|--------------------|------------------|----------------------|--------------------------|-----------------|
| Common Stock (continued) | | | | | | | |
| ITAU UNIBANCO HOLDINGS S.A. ADR EACH REPR 1 PRF NPV (ITUB) | 445 000 | 6 510 | 2,896.95 | 5,519.28 | -2,622.33 | 83.45 | 2.880 |
| ITOCHU CORP ADR ISIN #US4657171066 SEDOL #2468446 (ITOCY) | 290 000 | 23 974 | 6,952.46 | 7,208.34 | -255.88 | | |
| SAINSBURY(J) ADR EA REP 4 ORD GBP0.28571428 (JSAIY) | 232 000 | 15.258 | 3,539.85 | 5,858.99 | -2,319.14 | 174.58 | 4.930 |
| JPMORGAN CHASE & CO(JPM) | 372 000 | 66 030 | 24,563.16 | 18,848.28 | 5,714.88 | 654.72 | 2.670 |
| JACOBS ENGR GROUP INC DEL COM ISIN #US4698141078 SEDOL #2469052 (JEC) | 100 000 | 41 950 | 4,195.00 | 6,044.05 | -1,849.05 | | |
| JOHNSON & JOHNSON(JNJ) | 318 000 | 102.720 | 32,664.96 | 28,545.72 | 4,119.24 | 954.00 | 2.920 |
| JOHNSON CTLS INC(JCI) | 280 000 | 39.490 | 11,057.20 | 12,133.30 | -1,076.10 | 324.80 | 2.940 |
| JULIUS BAER GROUP LTD ADR(JBAXY) | 200 000 | 9.722 | 1,944.40 | 1,542.95 | 401.45 | | |
| KB FINANCIAL GROUP INC SPONSORED ADR ISIN #US48241A1051 SEDOL #83DG2Y3 (KB) | 346 000 | 27.870 | 9,643.02 | 12,293.28 | -2,650.26 | | |
| KT CORP SPONSORED ADR ISIN #US48268K1016 SEDOL #2419875 (KT) | 261 000 | 11 910 | 3,108.51 | 4,304.17 | -1,195.66 | | |
| KAISER ALUM CORP PAR S0.01(KALU) | 104 000 | 83 660 | 8,700.64 | 7,019.63 | 1,681.01 | 166.40 | 1.910 |
| KANSAS CITY SOUTHERN COM (KSU) | 47 000 | 74.670 | 3,509.49 | 5,769.68 | -2,260.19 | 62.04 | 1.770 |
| KAO CORP SPONSORED ADR ISIN #US4855373027 SEDOL #B00G9F5 (KORPY) | 158 000 | 51 997 | 8,215.52 | 5,054.19 | 3,161.33 | | |
| KASIKORNBANK PUBLIC COMPANY LIMITED UNSP | 279 000 | 16 729 | 4,667.39 | 7,056.83 | -2,389.44 | | |
| ADR EA REPR 4 ORD SHS (KPCPY) KDDI CORP ADR ISIN #US48667L1061 SEDOL #B3DTLC3 (KDDIY) | 210 000 | 13.109 | 2,752.89 | 1,491.95 | 1,260.94 | | |
| KELLOGG COMPANY (K) | 23 000 | 72 270 | 1,662.21 | 1,500.88 | 161.33 | 46.00 | 2.770 |
| KEPPEL CORP SPON ADR-EACH CNV INTO 2 ORD NPV (KPELY) | 728 000 | 9 178 | 6,681.58 | 12,884.42 | -6,202.84 | | |
| KEYSIGHT TECHNOLOGIES INC COM ISIN #US49338L1035 SEDOL #BQZJ0C9 (KEYS) | 17 000 | 28 330 | 481.61 | 409.48 | 72.13 | | |
| KINDER MORGAN INC COM USD0.01(KMI) | 192 000 | 14 920 | 2,864.64 | 6,996.28 | -4,131.64 | 391.68 | 13.670 |
| KINGFISHER ADR EACH REPR 2 ORD GBP0.157142857 (KGFHY) | 170 000 | 9.713 | 1,651.21 | 1,542.71 | 108.50 | 52.53 | 3.180 |

FIDELITY PRIVATE
CLIENT GROUP®

INVESTMENT REPORT
December 1, 2015 - December 31, 2015

Separate Account Manager: Aperio Group LLC FOREIGN

Holdings (continued)

Stocks (continued)

| Description | Quantity | Price Per Unit | Market Value | Total Value | Total Cost Basis | Unrealized Gain/Loss | Est. Annual Income (EA) | Est. Yield (EY) |
|----------------------------------------------------------------------------------|----------|----------------|--------------|-------------|------------------|----------------------|-------------------------|-----------------|
| Common Stock (continued) | | | | | | | | |
| KIRIN HLDGS COMPANY LTD SPON ADR ISIN #US4973503067 SEDOL #Z981965 (KNBWY) | 313 000 | 13 696 | 4,286.84 | 4,286.84 | 4,794.27 | -507.43 | - | - |
| KNOWLES CORP COM (KN) | 11 000 | 13 330 | 146.63 | 146.63 | 262.37 | -115.74 | - | - |
| KOC HLDG ADR ISIN #US49989A1097 SEDOL #B3DTRM5 (KHOLY) | 236 000 | 18.723 | 4,418.62 | 4,418.62 | 5,720.87 | -1,302.25 | - | - |
| KOMATSU LTD SPON ADR NEW ISIN #US5004584018 SEDOL #2495983 (KMTUY) | 163 000 | 16.559 | 2,699.11 | 2,699.11 | 4,157.17 | -1,458.06 | - | - |
| KONINKLIJKE PHILIPS N V NY REG SH NEW ISIN #US5004723038 SEDOL #2614313 (PHG) | 126 000 | 25.450 | 3,206.70 | 3,206.70 | 3,994.69 | -787.99 | 112.51 | 3.510 |
| KOREA ELECTRIC PWR SPONSORED ADR ISIN #US5006311063 SEDOL #2480495 (KEP) | 563 000 | 21.170 | 11,918.71 | 11,918.71 | 7,594.94 | 4,323.77 | - | - |
| KRAFT HEINZ CO COM (KHC) | 58 000 | 72 760 | 4,220.08 | 4,220.08 | 3,133.56 | 1,086.52 | 133.40 | 3.160 |
| KROGER CO COM ISIN #US5010441013 SEDOL #2497406 (KR) | 90 000 | 41 830 | 3,764.70 | 3,764.70 | 1,498.35 | 2,266.35 | 37.80 | 1.000 |
| KUBOTA CORP ADR-EACH CNV INTO 5 ORD NPV (KUBTY) | 95 000 | 78.474 | 7,455.03 | 7,455.03 | 7,621.49 | -166.46 | - | - |
| KYOCERA CORP ADR ISIN #US5015562037 SEDOL #2498120 (KYO) | 76 000 | 46.110 | 3,504.36 | 3,504.36 | 3,892.34 | -387.98 | 67.59 | 1.950 |
| L BRANDS INC COM (LB) | 30 000 | 95.820 | 2,874.60 | 2,874.60 | 1,486.65 | 1,387.95 | 60.00 | 2.090 |
| LG DISPLAY CO LTD SPONS ADR REP ISIN #US50186V1026 SEDOL #B01VZS4 (LPL) | 292 000 | 10 440 | 3,048.48 | 3,048.48 | 3,452.32 | -403.84 | 66.65 | 2.190 |
| L'OREAL CO ADR ISIN #US5021172037 SEDOL #B02R0L9 (LRLCY) | 215 000 | 33 740 | 7,254.10 | 7,254.10 | 7,127.95 | 126.15 | - | - |
| LVMH MOET HENNESSY VUITTON SE ADR EACH | 140 000 | 31 481 | 4,407.34 | 4,407.34 | 5,084.80 | -677.46 | - | - |
| EACH CNV INTO 0 2 ORD EURO 30 ISIN #US5024413065 SEDOL #2165747 (LVMUY) | 95 000 | 43 840 | 4,164.80 | 4,164.80 | 6,970.11 | -2,805.31 | 247.00 | 5.950 |
| LAS VEGAS SANDS CORP (LVS) | 236 000 | 27 320 | 6,447.52 | 6,447.52 | 5,424.10 | 1,023.42 | - | - |
| LIBERTY INTERACTIVE CORP QVC GROUP SER A (QVCA) | 33 000 | 45.110 | 1,488.63 | 1,488.63 | 932.00 | 556.63 | - | - |
| LIBERTY INTERACTIVE CORP LIBERTY VENTURES COM USD0.01 CL A (LVNTA) | 73 000 | 84 260 | 6,150.98 | 6,150.98 | 4,003.65 | 2,147.33 | 148.92 | 2.420 |
| LILLY ELI & CO COM NPV (LLY) | 147 000 | 50 260 | 7,388.22 | 7,388.22 | 6,714.96 | 673.26 | 147.00 | 1.990 |
| LINCOLN NATIONAL CORP INCLNC) LINDE AG SPON ADR EA REPR 0.10 ORD (LNEGY) | 480 000 | 14.546 | 6,982.08 | 6,982.08 | 9,525.31 | -2,543.23 | - | - |

FIDELITY PRIVATE
CLIENT GROUP®

INVESTMENT REPORT
December 1, 2015 - December 31, 2015

Separate Account Manager: Aperio Group LLC FOREIGN

Holdings (continued)

| Description | Quantity | Price Per Unit | Total Market Value | Total Cost Basis | Unrealized Gain/Loss | Est. Annual Income (EAI) | Est. Yield (EY) |
|-------------------------------------------|-----------|----------------|--------------------|------------------|----------------------|--------------------------|-----------------|
| Common Stock (continued) | | | | | | | |
| LINEAR TECHNOLOGY CORP(LLTC) | 155,000 | 42.470 | 6,582.85 | 6,019.70 | 563.15 | 186.00 | 2.830 |
| LINKEDIN CORP COM USD0.0001(LNKD) | 23,000 | 225.080 | 5,176.84 | 5,097.16 | 79.68 | | |
| LLOYDS BANKING GROUP PLC SPONSORED ADR | 2,028,000 | 4.360 | 8,842.08 | 9,644.39 | -802.31 | 186.58 | 2.110 |
| ISIN #US5394391099 SEDOL #2544346 (LYG) | | | | | | | |
| LOCKHEED MARTIN CORP(LMT) | 52,000 | 217.150 | 11,291.80 | 6,965.04 | 4,326.76 | 343.20 | 3.040 |
| LOWES COS INC COM ISIN #US5486611073 | 121,000 | 76.040 | 9,200.84 | 5,219.53 | 3,981.31 | 135.52 | 1.470 |
| SEDOL #2536763 (LOW) | | | | | | | |
| LUXOTTICA GROUP S P A SPONSORED ADR | 126,000 | 64.860 | 8,172.36 | 8,029.59 | 142.77 | 100.68 | 1.230 |
| ISIN #US5506892022 SEDOL #2538800 (LUX) | | | | | | | |
| MS&AD INS GROUP HLDGS ADR | 556,000 | 14.839 | 8,250.48 | 7,184.41 | 1,066.07 | | |
| ISIN #US5534911012 SEDOL #B2QNV92 (MSADY) | | | | | | | |
| MACROGENICS INC COM (MGNX) | 80,000 | 30.970 | 2,477.60 | 2,496.83 | -19.23 | | |
| MACYS INC COM ISIN #US55616P1049 | 55,000 | 34.980 | 1,923.90 | 2,659.49 | -735.59 | 79.20 | 4.120 |
| SEDOL #2345022 (M) | | | | | | | |
| MAGNA INTL INC COM ISIN #CA5592224011 | 114,000 | 40.560 | 4,623.84 | 4,038.27 | 585.57 | 100.32 | 2.170 |
| SEDOL #2554475 (MGA) | | | | | | | |
| MAKITA CORP ADR NEW ISIN #US5608773009 | 32,000 | 58.440 | 1,870.08 | 1,615.95 | 254.13 | | |
| SEDOL #2558013 (MKTAY) | | | | | | | |
| MANULIFE FINANCIAL CORP COM NPV | 284,000 | 14.980 | 4,254.32 | 4,328.21 | -73.89 | | |
| ISIN #CA56501R1064 SEDOL #2492519 (MFC) | | | | | | | |
| MARATHON OIL CORP ISIN #US5658491064 | 136,000 | 12.590 | 1,712.24 | 4,561.00 | -2,848.76 | 27.20 | 1.590 |
| SEDOL #2910970 (MRO) | | | | | | | |
| MARATHON PETROLEUM CORP COM | 56,000 | 51.840 | 2,903.04 | 2,242.07 | 660.97 | 71.68 | 2.470 |
| US00.01 (MPC) | | | | | | | |
| MARKS & SPENCER GROUP SPON ADR EA | 175,000 | 13.336 | 2,333.80 | 2,408.95 | -75.15 | 96.83 | 4.150 |
| REP 2 ORD SHS GBPO 25 (MAKSY) | | | | | | | |
| MARSH & MCLENNAN COS(MMCC) | 113,000 | 55.450 | 6,265.85 | 5,184.25 | 1,081.60 | 140.12 | 2.240 |
| MASTERCARD INC CL A(MA) | 170,000 | 97.360 | 16,551.20 | 12,010.03 | 4,541.17 | 129.20 | 0.780 |
| MCDONALDS CORP(MCD) | 76,000 | 118.140 | 8,978.64 | 7,311.90 | 1,666.74 | 270.56 | 3.010 |
| MCKESSON CORP (MCK) | 35,000 | 197.230 | 6,903.05 | 4,255.24 | 2,647.81 | 39.20 | 0.570 |
| MEAD JOHNSON NUTRITION CO COM(MJN) | 19,000 | 78.950 | 1,500.05 | 1,540.30 | -40.25 | 31.35 | 2.090 |
| MERCK & CO INC NEW COM (MRK) | 291,000 | 52.820 | 15,370.62 | 14,044.03 | 1,326.59 | 535.44 | 3.480 |
| METLIFE INC COM (MET) | 98,000 | 48.210 | 4,724.58 | 4,153.76 | 570.82 | 147.00 | 3.110 |
| MICHELIN(IE GLE DES ETABL) UNSP ADR | 210,000 | 19.097 | 4,010.37 | 4,023.77 | -13.40 | | |
| EACH REPR 1/5 ORD (MGDDY) | | | | | | | |

FIDELITY PRIVATE
CLIENT GROUP®

INVESTMENT REPORT
December 1, 2015 - December 31, 2015

Separate Account Manager: Aperio Group LLC FOREIGN

Holdings (continued)

| Description | Quantity | Price Per Unit | Total Market Value | Total Cost Basis | Unrealized Gain/Loss | Est. Annual Income (EAI) | Est. Yield (EY) |
|----------------------------------------------------------------------------------------------|-----------|----------------|--------------------|------------------|----------------------|--------------------------|-----------------|
| Common Stock (continued) | | | | | | | |
| MICROSOFT CORP (MSFT) | 970,000 | 55.480 | 53,815.60 | 31,967.29 | 21,848.31 | 1,396.80 | 2.600 |
| MITSUBISHI CORP SPONSORED ADR ISIN #US6067693050 SEDOL #2597373 (MSBHY) | 255,000 | 33.717 | 8,597.83 | 9,825.97 | -1,228.14 | - | - |
| MITSUBISHI ESTATE LTD ADR ISIN #US6067832070 SEDOL #2597384 (MITEY) | 154,000 | 20.978 | 3,230.61 | 4,403.80 | -1,173.19 | - | - |
| MITSUBISHI UFJ FINL GROUP INC SPONSORED ADR ISIN #US6068221042 SEDOL #2747327 (MTU) | 2,401,000 | 6.220 | 14,934.22 | 15,625.91 | -691.69 | 353.12 | 2.360 |
| MITSUI & CO LTD ADR ISIN #US6068272029 SEDOL #2597061 (MITSY) | 35,000 | 240.326 | 8,411.41 | 9,969.99 | -1,558.58 | - | - |
| MIZUHO FINL GROUP INC SPONSORED ADR ISIN #US60687Y1091 SEDOL #B1GKB85 (MFG) | 2,597,000 | 4.040 | 10,491.88 | 11,434.66 | -942.78 | 474.54 | 4.520 |
| MOBILE TELESYSTEMS PJSC ADR EACH REP 2 | 265,000 | 6.180 | 1,637.70 | 6,112.64 | -4,474.94 | 218.14 | 13.320 |
| COM SHS SPONS (MBT) | | | | | | | |
| MONDELEZ INTL INC COM (MDLZ) | 169,000 | 44.840 | 7,577.96 | 5,331.52 | 2,246.44 | 114.92 | 1.520 |
| MONSANTO CO NEW (MON) | 90,000 | 98.520 | 8,866.80 | 9,831.18 | -964.38 | 194.40 | 2.190 |
| MORGAN STANLEY (MS) | 330,000 | 31.810 | 10,497.30 | 9,863.09 | 634.21 | 198.00 | 1.890 |
| MTN GROUP LTD SPONSORED ADR ISIN #US62474M1080 SEDOL #2830186 (MTNOY) | 272,000 | 8.576 | 2,332.67 | 5,200.24 | -2,867.57 | - | - |
| MUENCHENER RUECKVERSICHERUNGS AG UNSP ADR EACH REPR 0.10 ORD (MURGY) | 240,000 | 20.048 | 4,811.52 | 4,772.51 | 39.01 | - | - |
| NTT DOCOMO INC ADS EACH 1 REP 1 ORD SHS | 489,000 | 20.500 | 10,024.50 | 7,733.24 | 2,291.26 | 278.16 | 2.770 |
| NPV (DCM) | | | | | | | |
| NASPERS LTD SPON ADR N SHS ISIN #US6315121003 SEDOL #2183567 (NPSNY) | 74,000 | 136.814 | 10,124.23 | 6,956.76 | 3,167.47 | - | - |
| NATIONAL AUSTRALIA BANK SPONS ADR EACH CNV INTO 1 NPV (NABZY) | 776,000 | 10.986 | 8,525.13 | 12,952.94 | -4,427.81 | - | - |

FIDELITY PRIVATE
CLIENT GROUP®

INVESTMENT REPORT
December 1, 2015 - December 31, 2015

Separate Account Manager: Aperio Group LLC FOREIGN

Holdings (continued)

| Description | Quantity | Price Per Unit | Market Value | Total Cost Basis | Unrealized Gain/Loss | Est. Annual Income (EAI) | Est. Yield (EY) |
|------------------------------------------------------------------------------------|----------|----------------|--------------|------------------|----------------------|--------------------------|-----------------|
| Common Stock (continued) | | | | | | | |
| NATIONAL GRID NEW ADR EACH REPR 5 ORD | 120 000 | 69.540 | 8,344.80 | 7,561.89 | 782.91 | 398.27 | 4.770 |
| GBP0 11395 (NCG) | | | | | | | |
| NATIONAL OILWELL VARCO INC(NOV) | 63 000 | 33.490 | 2,109.87 | 4,105.64 | -1,995.77 | 115.92 | 5.490 |
| NESTLE S A SPONSORED ADR ISIN #US6410694060 SEDOL #B014JG9 | 353 000 | 74.476 | 26,290.02 | 25,124.92 | 1,165.10 | | |
| (NSRGY) | | | | | | | |
| NETFLIX COM INC COM(NFLX) | 57 000 | 114.380 | 6,519.66 | 7,124.86 | -605.20 | | |
| NEWCREST MINING ADR-EACH CNV INTO 1 ORD NPV (NCMGY) | 837 000 | 9.436 | 7,897.93 | 7,323.72 | 574.21 | | |
| NEWS CORP NEW COM USD0.01 CL A (NWSA) | 20 000 | 13.360 | 267.20 | 292.04 | -24.84 | | |
| NEXTERA ENERGY INC COM(NEE) | 85 000 | 103.890 | 8,830.65 | 7,206.95 | 1,623.70 | 261.80 | 2.960 |
| NIKE INC CLASS B(NKE) | 206 000 | 62.500 | 12,875.00 | 7,316.85 | 5,558.15 | 263.68 | 2.050 |
| NIPPON TEL & TEL CORP SPONS ADR REPR 1 ORD (NTT) | 258 000 | 39.740 | 10,252.92 | 6,652.92 | 3,600.00 | 201.40 | 1.960 |
| NISOURCE INC(NI) | 254 000 | 19.510 | 4,955.54 | 2,800.99 | 2,154.55 | 157.48 | 3.180 |
| NISSAN MOTOR CO SPONS ADR(CNV INTO 2 ORD NPV) (NSANY) | 210 000 | 21.273 | 4,467.33 | 4,291.52 | 175.81 | | |
| NITTO DENKO CORP ADR ISIN #US6548022069 | 234 000 | 37.042 | 8,667.82 | 5,974.48 | 2,693.34 | | |
| SEDOL #2640619 (NDEKY) | | | | | | | |
| NOKIA OYJ ADR EACH REPR 1 ORD NPV (NOK) | 438 000 | 7.020 | 3,074.76 | 3,137.64 | -62.88 | 68.29 | 2.220 |
| NOBLE ENERGY INC COM(NBL) | 85 000 | 32.930 | 2,799.05 | 5,251.10 | -2,452.05 | 61.20 | 2.190 |
| NOMURA HLDGS INC SPONSORED ADR ISIN #US6553H2085 SEDOL #2830164 (NMR) | 947 000 | 5.550 | 5,255.85 | 6,438.69 | -1,182.84 | 175.42 | 3.340 |
| NORDEA BK SWEDEN A B SPONSORED ADR ISIN #US65557A2069 SEDOL #B40B033 (NFBAY) | 672 000 | 11.067 | 7,437.02 | 8,452.42 | -1,015.40 | | |
| NORDSTROM INC COM ISIN #US6556641008 SEDOL #2641827 (JWN) | 117 000 | 49.810 | 5,827.77 | 7,052.77 | -1,225.00 | 173.16 | 2.970 |
| NORFOLK SOUTHERN CRP(NSC) | 51 000 | 84.590 | 4,314.09 | 3,953.56 | 360.53 | 120.36 | 2.790 |
| NORTHERN TR CORP (NTRS) | 115 000 | 72.090 | 8,290.35 | 6,484.75 | 1,805.60 | 165.60 | 2.000 |
| NORTHTROP GRUMMAN CORP HOLDING CO (NOC) | 21 000 | 188.810 | 3,965.01 | 1,497.48 | 2,467.53 | 67.20 | 1.690 |
| NOVARTIS A G SPONSORED ADR ISIN #US69987J1099 SEDOL #2620105 (NVS) | 252 000 | 86.040 | 21,682.08 | 19,144.29 | 2,537.79 | 671.82 | 3.100 |

FIDELITY PRIVATE
CLIENT GROUP®

INVESTMENT REPORT
December 1, 2015 - December 31, 2015

Separate Account Manager: Aperio Group LLC FOREIGN

Holdings (continued)

Stocks (continued)

| Description | Quantity | Price Per Unit | Market Value | Total Cost Basis | Unrealized Gain/Loss | Est. Annual Income (EAI) | Est. Yield (EY) |
|--------------------------------------------------------|----------|----------------|--------------|------------------|----------------------|--------------------------|-----------------|
| Common Stock (continued) | | | | | | | |
| NOVO-NORDISK A S ADR ISIN #US6701002056 | 317 000 | 58 080 | 18,411.36 | 13,590.85 | 4,820.51 | 240 88 | 1 310 |
| SEDOL #2651202 (NVO) | | | | | | | |
| NOVOZYMES A/S SPONSORED ADR | 135 000 | 48 124 | 6,496.74 | 5,346 39 | 1,150 35 | | |
| ISIN #US6701081092 SEDOL #2015422 (NVZMY) | | | | | | | |
| NOV INC COM (DNOV) | 15 000 | 15 820 | 237.30 | 467.75 | -230.45 | | |
| OCIDENTAL PETROLEUM CORP(OXY) | 125 000 | 67 610 | 8,451.25 | 10,869 59 | -2,418 34 | 375 00 | 4 440 |
| OMNICOM GROUP(OMC) | 87 000 | 75 660 | 6,582.42 | 5,497 88 | 1,084 54 | 174 00 | 2 640 |
| ONE GAS INC COM USD0.01(OGS) | 8 000 | 50 170 | 401 36 | 203 82 | 197 54 | | |
| ONEOK INC(OKE) | 34 000 | 24 660 | 838.44 | 1,491.89 | -653.45 | 83.64 | 9 980 |
| ORACLE CORP COM ISIN #US68389X1054 | 421 000 | 36 530 | 15,379 13 | 14,206 05 | 1,173 08 | 252 60 | 1 640 |
| SEDOL #2661588 (ORCL) | | | | | | | |
| ORANGE SPONSORED ADR ISIN #US6840601065 | 378 000 | 16 630 | 6,286.14 | 4,210.05 | 2,076.09 | 253.69 | 4 040 |
| SEDOL #BBO2W22 (ORAN) | | | | | | | |
| ORICA LTD ADR ISIN #US68618H1032 | 84 000 | 11 277 | 947.26 | 1,968.17 | -1,020.91 | | |
| SEDOL #B3FJMP1 (OCLDY) | | | | | | | |
| ORIX CORPORATION SPON ADR EACH REP 5 | 88 000 | 70 240 | 6,181.12 | 7,142.46 | -961 34 | 156 56 | 2 530 |
| ORD NPV(CIT) (IX) | | | | | | | |
| ORKLA A S SPON ADR A ISIN #US6863311097 | 241 000 | 7 920 | 1,908.72 | 2,297 45 | -388 73 | | |
| SEDOL #2654717 (ORKLY) | | | | | | | |
| PG & E CORP(PCG) | 32 000 | 53 190 | 1,702.08 | 1,514 51 | 187 57 | 58 24 | 3 420 |
| OIL COMPANY LUKOIL PJSC SPON ADR REP | 194 000 | 32 200 | 6,246 80 | 11,810 53 | -5,563 73 | | |
| ORD RUBO 025 ISIN #US69343P1057 SEDOL #BYZDW27 (LUKOV) | | | | | | | |
| PNC FINL SVCS GROUP(PNC) | 93 000 | 95 310 | 8,863 83 | 7,039 14 | 1,824 69 | 189 72 | 2 140 |
| POSICO ADR EACH REP(PKX) | 182 000 | 35 360 | 6,435 52 | 13,545 38 | -7,109 86 | 324 47 | 5 040 |
| PPG INDUSTRIES (PPG) | 24 000 | 98 820 | 2,371 68 | 1,615 58 | 756 10 | 34 56 | 1 460 |
| BANK RAKYAT INDONESIA UNSP ADR | 302 000 | 16 576 | 5,005 95 | 4,632 69 | 373 26 | | |
| EACH REP 20 ORD (BKRYK) | | | | | | | |
| BANK MANDIRI(PERSERO) | 548 000 | 6 710 | 3,677.08 | 4,858 64 | -1,181 56 | | |
| UNSP ADR EACH REP 10 ORD (PPERF) | 87 000 | 47 400 | 4,123 80 | 4,720 95 | -597 15 | 83 52 | 2 030 |
| PACCAR INC(PCAR) | 297 000 | 10 312 | 3,062 66 | 2,863 90 | 198 76 | | |
| PANASONIC CORP ADR ISIN #US69832A2050 | | | | | | | |
| SEDOL #2572121 (PCRFY) | | | | | | | |
| PARKER HANNIFIN CORP(PH) | 49 000 | 96 980 | 4,752 02 | 4,875 46 | -123 44 | 123 48 | 2 600 |

EIN#: 45-3814655

FIDELITY PRIVATE
CLIENT GROUP®

INVESTMENT REPORT
December 1, 2015 - December 31, 2015

Separate Account Manager: Apeno Group LLC FOREIGN

Holdings (continued)

| Description | Quantity | Price Per Unit | Total Market Value | Total Cost Basis | Unrealized Gain/Loss | Est. Annual Income (EAI) | Est. Yield (EY) |
|--------------------------------------------------------------------------------------|----------|----------------|--------------------|------------------|----------------------|--------------------------|-----------------|
| Common Stock (continued) | | | | | | | |
| PAYPAL HLDGS INC COM(PYPL) | 210 000 | 36 200 | 7,602.00 | 6,651.57 | 950.43 | - | - |
| PEARSON SPONS ADR EACH REP 1 ORD | 316 000 | 10.780 | 3,406.48 | 6,530.60 | -3,124.12 | 251.15 | 7.370 |
| GBPO 25 (PSO) | 160 000 | 99.920 | 15,987.20 | 13,044.57 | 2,942.63 | 449.60 | 2.810 |
| PEPSICO INC(PEP) | 180 000 | 22.856 | 4,114.08 | 4,527.82 | -413.74 | - | - |
| PERNOD RICARD ADR EACH REPR 0.20 ORD (PDRDY) | 196 000 | 44 400 | 8,702.40 | 7,172.42 | 1,529.98 | 221.37 | 2.540 |
| TELEKOMUNIKASI INDONESIA(PERSERO) ADR EA. REP 200 SER B IDR250 (TLK) | 65 000 | 65.590 | 4,263.35 | 7,489.00 | -3,225.65 | 165.56 | 3.880 |
| PETROCHINA CO ADS EACH REPR 100 H SHS HKD0.10(LVLIJ) (PTR) | 348 000 | 4 300 | 1,496.40 | 4,351.16 | -2,854.76 | - | - |
| PETROLEO BRASILEIRO SA PETROBRAS ADR | 773 000 | 32 280 | 24,952.44 | 23,620.09 | 1,332.35 | 927.60 | 3.720 |
| EACH REP 2 COM SH (PBR) | 168 000 | 87 910 | 14,768.88 | 15,406.99 | -638.11 | 685.44 | 4.640 |
| PRIZER INC (PFE) | 114 000 | 42 750 | 4,873.50 | 6,962.22 | -2,088.72 | 314.83 | 6.460 |
| PHILIP MORRIS INTL INC COM(PM) | 100 000 | 81 800 | 8,180.00 | 7,281.14 | 898.86 | 224.00 | 2.740 |
| PHILIPPINE LONG DISTANCE TEL SPONSORED ADR (PHI) | 400 000 | 11.097 | 4,438.80 | 3,056.98 | 1,381.82 | - | - |
| PHILLIPS 66 COM(PSX) | 35 000 | 125 380 | 4,388.30 | 6,363.20 | -1,974.90 | 180.88 | 8.880 |
| PING AN INS GROUP CO CHINA LTD SPON ADR | 119 000 | 17 120 | 2,037.28 | 4,159.74 | -2,122.46 | - | - |
| REP H ISIN #US72341E3045 SEDOL #B06JXM3 (PNGAY) | 793 000 | 9.200 | 7,295.60 | 6,551.79 | 743.81 | - | - |
| PIONEER NATURAL RESOURCES CO(PXD) | 23 000 | 232.010 | 5,336.23 | 5,634.55 | -498.32 | - | - |
| POTASH CORP OF SASKATCHEWAN COM NPV | 66 000 | 71.490 | 4,718.34 | 4,697.96 | -179.62 | 137.28 | 2.910 |
| ISIN #CA73755L1076 SEDOL #2696980 (POT) POWER ASSETS HLDGS LTD SPONSORED ADR (HGKGY) | 8 000 | 1,274 950 | 10,199.60 | 7,409.30 | 2,790.30 | - | - |
| PRECISION CASTPARTS CORP(PCP) | 159 000 | 44.980 | 7,151.82 | 7,554.07 | -402.25 | 241.68 | 3.380 |
| PRICE T ROWE GROUP INC COM | 321 000 | 79 410 | 25,490.61 | 25,765.08 | -274.47 | 851.16 | 3.340 |
| ISIN #US74144T1088 SEDOL #2702337 (TROW) | 61 000 | 81.410 | 4,966.01 | 4,122.29 | 843.72 | 170.80 | 3.440 |
| PRICELINE GROUP INC THE(PCLN) | 8 000 | 1,274 950 | 10,199.60 | 7,409.30 | 2,790.30 | - | - |
| PRINCIPAL FINANCIAL GROUP(PFG) | 159 000 | 44.980 | 7,151.82 | 7,554.07 | -402.25 | 241.68 | 3.380 |
| PROCTER & GAMBLE CO(PG) | 321 000 | 79 410 | 25,490.61 | 25,765.08 | -274.47 | 851.16 | 3.340 |
| PRUDENTIAL FINL INC(PRU) | 61 000 | 81.410 | 4,966.01 | 4,122.29 | 843.72 | 170.80 | 3.440 |

EIN#: 45-3814655

FIDELITY PRIVATE
CLIENT GROUP®

INVESTMENT REPORT
December 1, 2015 - December 31, 2015

Separate Account Manager: Aperio Group LLC FOREIGN

Holdings (continued)

Stocks (continued)

| Description | Quantity | Price Per Unit | Total Market Value | Total Cost Basis | Unrealized Gain/Loss | Est. Annual Income (EAI) | Est. Yield (EY) |
|-------------------------------------------------------------------------------------------|----------|----------------|--------------------|------------------|----------------------|--------------------------|-----------------|
| Common Stock (continued) | | | | | | | |
| PRUDENTIAL ADR EACH REPR 2 ORD GBP0.05(PUK) | 268 000 | 45.080 | 12,081.44 | 10,722.17 | 1,359.27 | 316.42 | 2.620 |
| PUBLICIS S A NEW SPONSORED ADR ISIN #US74463M1062 SEDOL #2633482 (PUBGY) | 264 000 | 16.669 | 4,400.61 | 5,024.63 | -624.02 | 87.94 | 2.000 |
| QUALCOMM INC (QCOM) | 216 000 | 49.985 | 10,796.76 | 15,086.19 | -4,289.43 | 414.72 | 3.840 |
| RSA INSURANCE GROUP PLC ADR EA REPR 1 | 186 000 | 6.286 | 1,169.19 | 1,586.53 | -417.34 | | |
| ORD GBP1.00 (FSNAY) | | | | | | | |
| RWE AG ADR EACH REPR 1 ORD NPV (RWEQY) | 144 000 | 12.721 | 1,831.82 | 5,253.87 | -3,422.05 | | |
| RAYONIER ADVANCED MATERIALS INC COM NPV (RYAM) | 11 000 | 9.790 | 107.69 | 512.83 | -405.14 | | |
| RAYTHEON CO COM NEW (RTN) | 25 000 | 124.530 | 3,113.25 | 1,438.95 | 1,674.30 | 67.00 | 2.150 |
| RECKITT BENCKISER GROUP PLC SPONSORED | 490 000 | 18.515 | 9,072.35 | 7,260.36 | 1,811.99 | | |
| ADR (RBGLY) | | | | | | | |
| REGIONS FINL CORP (RF) | 602 000 | 9.600 | 5,779.20 | 5,766.08 | 13.12 | 144.48 | 2.500 |
| RELX PLC SPON ADS EACH REPR 1 ORD SHS | 412 000 | 17.830 | 7,345.96 | 5,312.24 | 2,033.72 | 167.84 | 2.280 |
| GBP0.144 (RELX) | | | | | | | |
| REPSOL S A SPONSORED ADR ISIN #US76026T2050 SEDOL #2731803 (REPLY) | 285 000 | 11.050 | 3,149.25 | 7,040.32 | -3,891.07 | | |
| RESTAURANT BRANDS INTERNATIONAL INC COM NPV ISIN #CA76131D1033 SEDOL #BTF8CF0 (CSR) | 62 000 | 37.360 | 2,316.32 | 2,208.97 | 107.35 | 32.24 | 1.390 |
| RIO TINTO ADR EACH REP 1 ORD (RIO) | 238 000 | 29.120 | 6,930.56 | 11,720.82 | -4,790.26 | 525.26 | 7.580 |
| ROCHE HLDG LTD SPONSORED ADR ISIN #US7711951043 SEDOL #B014J81 (RHHBY) | 704 000 | 34.516 | 24,289.26 | 23,459.79 | 839.47 | 706.73 | 2.910 |
| ROCKWELL AUTOMATION INC (ROK) | 17 000 | 102.610 | 1,744.37 | 1,449.89 | 294.48 | 49.30 | 2.830 |
| ROLLS ROYCE HOLDINGS SPON ADR REPR 1 ORD | 265 000 | 8.500 | 2,252.50 | 4,691.89 | -2,439.39 | | |
| SHS GBP0.20 (RYCEY) | | | | | | | |
| ROPER TECHNOLOGIES INC (ROP) | 16 000 | 189.790 | 3,036.64 | 1,948.27 | 1,088.37 | 19.20 | 0.630 |
| ROYAL BANK OF CANADA COM NPV ISIN #CA7800871021 SEDOL #2754383 (RY) | 167 000 | 53.580 | 8,947.86 | 10,649.93 | -1,702.07 | | |

FIDELITY PRIVATE
CLIENT GROUP®

INVESTMENT REPORT
December 1, 2015 - December 31, 2015

Separate Account Manager: Aperio Group LLC FOREIGN

Holdings (continued)

| Description | Quantity | Price Per Unit | Total Market Value | Total Cost Basis | Unrealized Gain/Loss | Est. Annual Income (EAI) | Est. Yield (EY) |
|-----------------------------------------|----------|----------------|--------------------|------------------|----------------------|--------------------------|-----------------|
| Common Stock (continued) | | | | | | | |
| ROYAL DUTCH SHELL ADR EA REP 2 CL A | 241 000 | 45.790 | 11,035.39 | 15,862.23 | -4,826.84 | 906.16 | 8.210 |
| EURO 07 (RDSA) | | | | | | | |
| SK TELECOM LTD SPONSORED ADR | 332 000 | 20.150 | 6,689.80 | 7,293.03 | -603.23 | 313.24 | 4.680 |
| ISIN #US78440P1084 SEDOL #2495648 (SKM) | | | | | | | |
| SNAM SPA UNSP ADR EA REPR 2 ORD SHS | 296 000 | 10.494 | 3,106.22 | 2,748.87 | 357.35 | | |
| (SNMRY) | | | | | | | |
| SSE PLC SPONSORED ADR | 335 000 | 22.521 | 7,544.53 | 7,587.72 | -43.19 | | |
| ISIN #US78467K1079 SEDOL #B71J662 | | | | | | | |
| (SSEZY) | | | | | | | |
| SABMILLER PLC ADR EACH REP 1 ORD | 106 000 | 59.981 | 6,357.98 | 5,521.98 | 836.00 | | |
| USDO 10 LEVEL 1(BNY) (SBMRY) | | | | | | | |
| SAFRAN SA SPON ADR ISIN #US7865841024 | 348 000 | 17.210 | 5,989.08 | 5,540.01 | 449.07 | | |
| SEDOL #B23WS79 (SAFRY) | | | | | | | |
| SALESFORCE COM INC (CRM) | 137 000 | 78.400 | 10,740.80 | 7,182.80 | 3,558.00 | | |
| SAMPO PLC UNSP ADR EACH REP 0.5 A SH | 218 000 | 25.528 | 5,565.10 | 4,537.63 | 1,027.47 | | |
| (SAXPY) | | | | | | | |
| SANDS CHINA LTD UNSP ADR EA REPR 10 SHS | 29 000 | 34.257 | 993.45 | 1,432.95 | -439.50 | | |
| ISIN #US80007R1059 SEDOL #B4NP4K7 | | | | | | | |
| (SCHYY) | | | | | | | |
| SANOFI SPONSORED ADR(SNY) | 286 000 | 42.650 | 12,197.90 | 15,078.33 | -2,880.43 | 460.26 | 3.770 |
| SAP SE SPON ADR ISIN #US8030542042 | 146 000 | 79.100 | 11,548.60 | 11,710.85 | -162.25 | 178.32 | 1.540 |
| SEDOL #27T5135 (SAP) | | | | | | | |
| SASOL SPON ADR EACH CNV INTO 1 ORD | 168 000 | 26.820 | 4,505.76 | 7,686.21 | -3,180.45 | 239.98 | 5.330 |
| NPV(SSL) | | | | | | | |
| SCHLUMBERGER LIMITED COM USD0.01 | 175 000 | 69.750 | 12,206.25 | 14,391.98 | -2,185.73 | 350.00 | 2.870 |
| (SLB) | | | | | | | |
| SCHNEIDER ELECTRIC SE ADR | 560 000 | 11.419 | 6,394.64 | 9,445.24 | -3,050.60 | | |
| ISIN #US80687P1066 SEDOL #B2R8S62 | | | | | | | |
| (SBGSY) | | | | | | | |
| SCHWAB CHARLES CORP NEW(SCHW) | 322 000 | 32.930 | 10,603.46 | 7,460.93 | 3,142.53 | 77.28 | 0.730 |
| SECOM LTD ADR ISIN #US8131132065 | 676 000 | 17.125 | 11,576.50 | 9,802.82 | 1,773.68 | | |
| SEDOL #2790376 (SOMLY) | | | | | | | |
| SEKISUI HOUSE LTD SPONSORED ADR | 314 000 | 17.012 | 5,341.76 | 4,244.14 | 1,097.62 | | |
| ISIN #US8160783077 SEDOL #2749765 | | | | | | | |
| (SKHSY) | | | | | | | |
| SEMPRA ENERGY (SRE) | 20 000 | 94.010 | 1,880.20 | 1,639.75 | 240.45 | 56.00 | 2.980 |

EIN#: 45-3814655

FIDELITY PRIVATE
CLIENT GROUP®

INVESTMENT REPORT
December 1, 2015 - December 31, 2015

Holdings (continued)

Separate Account Manager: Aperio Group LLC FOREIGN

| Description | Quantity | Price Per Unit | Total Market Value | Total Cost Basis | Unrealized Gain/Loss | Est. Annual Income (EAI) | Est. Yield (EY) |
|-----------------------------------------------------------------------------------------|-----------|----------------|--------------------|------------------|----------------------|--------------------------|-----------------|
| Common Stock (continued) | | | | | | | |
| SEVEN & HOLDINGS CO LTD UNSP ADR EACH | 304 000 | 23.068 | 7,012.67 | 5,633.62 | 1,379.05 | - | - |
| REPR 0 5 ORD ISIN #US81783H1059 SEDOL #B3DIT41 (SVNDY) | 100 000 | 19.091 | 1,909.10 | 2,355.75 | -446.65 | - | - |
| SGS SA ADR ISIN #US8186001049 SEDOL #2545770 (SGSOY) | 193 000 | 17.190 | 3,317.67 | 4,489.65 | -1,171.98 | - | - |
| SHAW COMMUNICATIONS INC CL B CONV ISIN #CA82028K2002 SEDOL #2801836 (SJR) | 340 000 | 13 752 | 4,675.68 | 5,380.48 | -704.80 | - | - |
| SHIN ETSU CHEM CO LTD ADR ISIN #US8245511055 SEDOL #B3DTS11 (SHECY) | 284 000 | 33 590 | 9,539.56 | 11,416.12 | -1,876.56 | 245.85 | 2.580 |
| SHINHAN FINANCIAL GROUP CO LTD SPONS ADR EACH REP 2 ORD KRW5000 (SHG) | 55 000 | 205.000 | 11,275.00 | 7,051.84 | 4,223.16 | 38.45 | 0.340 |
| SHIRE PLC SPONSORED ADR ISIN #US82481R1068 SEDOL #B39JBM7 (SHPG) | 97 000 | 21 023 | 2,039.23 | 1,499.81 | 539.42 | - | - |
| SHISEIDO SPONSORED ADR ISIN #US8248414075 SEDOL #2802538 (SSDOY) | 453 000 | 9 245 | 4,187.98 | 7,067.05 | -2,879.07 | - | - |
| SHOPRITE HLDGS LTD SPONSORED ADR ISIN #US82510E2090 SEDOL #BH4TWP6 (SRGHY) | 107 000 | 97.636 | 10,447.05 | 12,548.51 | -2,101.46 | - | - |
| SIEMENS A G SPONSORED ADR ISIN #US8261975010 SEDOL #2742689 (SIEGY) | 100 000 | 15.740 | 1,574.00 | 3,308.95 | -1,734.95 | - | - |
| SIERRA WIRELESS INC COM ISIN #CA8265161064 SEDOL #2418968 (SWIR) | 1,703 000 | 7 750 | 13,198.25 | 9,924.54 | 3,273.71 | 780.24 | 5.910 |
| SILICONWARE PRECISION INDUSTRIES CO ADR EACH REP 5 ORD TWD10(SPON) (SPIL) | 146 000 | 25 870 | 3,777.02 | 4,351.17 | -574.15 | - | - |
| SINGAPORE TELECOMMUNICATNS LTD SPON ADR NEW06 ISIN #US82929R3049 SEDOL #B02ZNV5 (SGAPY) | 205 000 | 35 600 | 7,298.00 | 4,977.89 | 2,320.11 | 124.64 | 1.710 |
| SMITH & NEPHEW ADR EACH REP 2 ORD (SNN) | 237 000 | 13.847 | 3,281.73 | 5,034.05 | -1,752.32 | - | - |
| SMITHS GROUP PLC SPON ADR EA REPR 1 ORD SH (SMGZY) | 15,000 | 123 340 | 1,850.10 | 1,535.85 | 314.25 | 40.20 | 2.170 |
| SMUCKER J M CO COM NEW (SJM) | | | | | | | |

FIDELITY PRIVATE
CLIENT GROUP®

INVESTMENT REPORT
December 1, 2015 - December 31, 2015

Separate Account Manager: Apero Group LLC FOREIGN

Holdings (continued)

| Description | Quantity | Price Per Unit | Total Market Value | Total Cost Basis | Unrealized Gain/Loss | Est. Annual Income (EAI) | Est. Yield (EY) |
|----------------------------------------------------------------------------------------|----------|----------------|--------------------|------------------|----------------------|--------------------------|-----------------|
| Common Stock (continued) | | | | | | | |
| SOCIEDAD QUIMICA MINERA DE CHI SPON ADR SER B ISIN #US8336351056 SEDOL #2771122 (SOM) | 39 000 | 19 010 | 741 39 | 1,970 04 | -1,228.65 | 19 86 | 2.680 |
| SOCIETE GENERALE FRANCE SPONSORED ADR ISIN #US83364L1098 SEDOL #2820295 (SCGLY) | 920 000 | 9 249 | 8,509.08 | 9,629 08 | -1,120.00 | | |
| SOFTBANK GROUP CORP UNSP ADR EACH REPR 0.50 ORD. (SFTBY) SONY CORP ADR NEW(SNE) | 310 000 | 25 516 | 7,909.96 | 10,526.20 | -2,616.24 | | |
| SOUTHERN CO(SO) | 404 000 | 24 610 | 9,942 44 | 7,182 50 | 2,759 94 | 32 67 | 0.330 |
| SOUTH32 LTD SPON ADR EA REPR 5 ORD (SOJHY) | 31 000 | 46 790 | 1,450.49 | 1,497 81 | -47 32 | 67 27 | 4.640 |
| SPECTRA ENERGY CORP COM(SE) | 112 000 | 3 815 | 427.28 | 926 24 | -498.96 | | |
| STANLEY BLACK & DECKER INC COM USD2 50 (SWK) | 52 000 | 23 940 | 1,244.88 | 1,580 95 | -336 07 | 76 96 | 6 180 |
| STARBUCKS CORP (SBUX) | 48 000 | 106 730 | 5,123.04 | 4,054 31 | 1,068.73 | 105 60 | 2 060 |
| STARWOOD HOTELS & RESORTS WORLDWIDE INC COM (HOT) | 144 000 | 60 030 | 8,644 32 | 4,888 52 | 3,755 80 | 115 20 | 1 330 |
| STATE STR CORP COM ISIN #US8574771031 SEDOL #2842040 (STT) | 73 000 | 69 280 | 5,057.44 | 4,775.15 | 282.29 | 109 50 | 2 170 |
| STATOIL ASA SPONSORED ADR ISIN #US85771P1021 SEDOL #2763129 (STO) | 99 000 | 66 360 | 6,569.64 | 7,046 46 | -476 82 | 134.64 | 2 050 |
| STRYKER CORP (SYK) | 237 000 | 13 960 | 3,308.52 | 5,574 61 | -2,266 09 | 213 80 | 6 460 |
| SUBSEA 7 S A SPONSORED ADR ISIN #US8643231009 SEDOL #B3Y6T41 (SUBCY) | 67 000 | 92 940 | 6,226 98 | 4,645 57 | 1,581 41 | 101 84 | 1 640 |
| SUMITOMO CORP SPONSORED ADR ISIN #US8656131039 SEDOL #2046239 (SSUMY) | 209 000 | 7 123 | 1,488 70 | 4,523.77 | -3,035.07 | | |
| SUMITOMO MITSUI FINL GROUP INC SPONSORED ADR ISIN #US86562M2098 SEDOL #2267513 (SMFEG) | 139 000 | 10 312 | 1,433.36 | 1,686 72 | -253.36 | | |
| | 705 000 | 7 590 | 5,350 95 | 6,766 07 | -1,415 12 | 177 42 | 3 320 |

FIDELITY PRIVATE
CLIENT GROUP®

INVESTMENT REPORT
December 1, 2015 - December 31, 2015

Separate Account Manager: Apero Group LLC FOREIGN

Holdings (continued)

Stocks (continued)

| Description | Quantity | Price Per Unit | Total Market Value | Total Cost Basis | Unrealized Gain/Loss | Est. Annual Income (EAI) | Est. Yield (EY) |
|-----------------------------------------------------------------------------------------------|-----------|----------------|--------------------|------------------|----------------------|--------------------------|-----------------|
| Common Stock (continued) | | | | | | | |
| SUMITOMO MITSUI TR HLDGS INC SPONSORED ADR ISIN #US86562X1063 SEDOL #B3V3KF3 (SJTNY) | 1,356,000 | 3.832 | 5,196.19 | 7,070.67 | -1,874.48 | - | - |
| SUN LIFE FINANCIAL INC COM NPV ISIN #CA8667961053 SEDOL #2556124 (SLF) | 131,000 | 31.200 | 4,087.20 | 3,892.19 | 195.01 | - | - |
| SUNCOR ENERGY COM NPV NEW ISIN #CA8672241079 SEDOL #B3NB1P2 (SU) | 319,000 | 25.800 | 8,230.20 | 10,411.00 | -2,180.80 | - | - |
| SUNCORP GROUP LIMITED SPON ADR EACH REPR 1 ORD (SNMXY) ISIN #CA8672241079 SEDOL #B3NB1P2 (SU) | 163,000 | 8.832 | 1,439.61 | 2,018.72 | -579.11 | - | - |
| SUNTRUST BANKS INC (ST) ISIN #US87160A1007 SEDOL #2674986 (SYT) | 52,000 | 42.840 | 2,227.68 | 1,461.86 | 765.82 | 49.92 | 2.240 |
| SURGUTNEFTGAS ADR-EACH REPR 10 ORD ISIN #US8701951043 SEDOL #2151780 (SWDBY) | 213,000 | 4.652 | 990.87 | 1,854.23 | -863.36 | - | - |
| RUBI (SGTZ) SVENSKA CELLULOSA AKTIEBOLAGET SCA SPONSORED ADR EXCH ISIN US8695874029 (SVCBY) | 247,000 | 29.239 | 7,222.03 | 7,133.96 | 88.07 | - | - |
| SWATCH GROUP AGADR (SWGAY) ISIN #US87160A1007 SEDOL #2674986 (SYT) | 260,000 | 17.493 | 4,548.18 | 7,745.70 | -3,197.52 | - | - |
| SWEDBANK A B SPD ADR ISIN #US8701951043 SEDOL #2151780 (SWDBY) | 258,000 | 22.193 | 5,725.79 | 6,678.18 | -952.39 | - | - |
| SWISS RE LTD SPONSORED ADR (SSREY) ISIN #US87160A1007 SEDOL #2674986 (SYT) | 216,000 | 24.513 | 5,294.80 | 4,361.17 | 933.63 | - | - |
| SYMANTEC CORP (SYMC) ISIN #US87160A1007 SEDOL #2674986 (SYT) | 64,000 | 21.000 | 1,344.00 | 1,558.67 | -214.67 | 38.40 | 2.860 |
| SYNGENTA AG SPONSORED ADR ISIN #US87160A1007 SEDOL #2674986 (SYT) | 60,000 | 78.730 | 4,723.80 | 4,974.15 | -250.35 | 141.11 | 2.990 |
| SYSCO CORP (SYY) ISIN #US87160A1007 SEDOL #2674986 (SYT) | 177,000 | 41.000 | 7,257.00 | 5,724.36 | 1,532.64 | 219.48 | 3.020 |
| TJX COS INC NEW COM ISIN #US8725401080 SEDOL #2989301 (TJX) | 102,000 | 70.910 | 7,232.82 | 5,408.79 | 1,824.03 | 85.68 | 1.180 |
| TAIWAN SEMICONDUCTOR MFG LTD SPONSORED ADR ISIN #US8740391003 SEDOL #2113382 (TSM) | 1,040,000 | 22.750 | 23,660.00 | 18,660.55 | 4,999.45 | 751.76 | 3.180 |
| TAKEDA PHARMACEUTICAL CO LTD SPONSORED ADR ISIN #US8740602052 SEDOL #B3W40Z0 (TKPY) | 240,000 | 25.209 | 6,050.16 | 5,991.57 | 58.59 | - | - |
| TARGET CORP COM ISIN #US87612E1064 SEDOL #2259101 (TGT) | 80,000 | 72.610 | 5,808.80 | 5,279.89 | 528.91 | 179.20 | 3.080 |

FIDELITY PRIVATE
CLIENT GROUP®

INVESTMENT REPORT
December 1, 2015 - December 31, 2015

Separate Account Manager: Apero Group LLC FOREIGN

Holdings (continued)

| Description | Quantity | Price Per Unit | Total Market Value | Total Cost Basis | Unrealized Gain/Loss | Est. Annual Income (EAI) | Est. Yield (EY) |
|--------------------------------------------------------------------------------------------|-----------|----------------|--------------------|------------------|----------------------|--------------------------|-----------------|
| Common Stock (continued) | | | | | | | |
| TATA MOTORS LIMITED ADR EA REP 5 ORD INR2 (TTM) | 185,000 | 29.470 | 5,451.95 | 5,759.58 | -307.63 | 29.72 | 0.550 |
| TECHNIP NEW SPONSORED ADR ISIN #US8785462099 SEDOL #2811620 (TKPPY) | 212,000 | 12.420 | 2,633.04 | 5,466.40 | -2,833.36 | 116.37 | 4.420 |
| TECK RESOURCES LIMITED CLASS B SUB VTG COM NPV ISIN #CA8787422044 SEDOL #2879327 (TCK) | 156,000 | 3.860 | 602.16 | 4,222.71 | -3,620.55 | | |
| TELEFONICA SA ADR EA REPR 1 ORD NPV (TEF) | 754,000 | 11.060 | 8,339.24 | 11,609.02 | -3,269.78 | 567.55 | 6.810 |
| TELSTRA CORP LTD SPON ADR FINAL ISIN #US87869N2045 SEDOL #2124793 (TLSYY) | 229,000 | 20.408 | 4,673.43 | 5,575.33 | -901.90 | | |
| TENCENT HOLDINGS LIMITED UNSP ADR EACH REP 1 ORD ISIN #US88032Q1094 SEDOL #B3F2DZT (TCEHY) | 1,045,000 | 19.677 | 20,562.46 | 10,502.75 | 10,059.71 | | |
| TESCO PLC SPONSORED ADR ISIN #US8815753020 SEDOL #B00LNHO (TSCDY) | 252,000 | 6.611 | 1,665.97 | 4,565.25 | -2,899.28 | | |
| TEVA PHARMACEUTICAL INDUSTRIES ADR-EACH | 115,000 | 65.640 | 7,548.60 | 4,414.23 | 3,134.37 | 157.03 | 2.080 |
| CNV INTO 1 ORD ILS0 10 (TEVA) | 139,000 | 54.810 | 7,618.59 | 5,335.37 | 2,283.22 | 211.28 | 2.770 |
| TEXAS INSTRUMENTS INC (TXN) | 72,000 | 141.850 | 10,213.20 | 7,495.89 | 2,717.31 | 43.20 | 0.420 |
| THERMO FISHER SCIENTIFIC INC (TMO) | 84,000 | 150.640 | 12,653.76 | 10,563.66 | 2,090.10 | 344.40 | 2.720 |
| 3M COMPANY (MMM) | 16,000 | 15.670 | 250.72 | 341.96 | -91.24 | 12.16 | 4.850 |
| TIME INC NEW COM ISIN #US8872281048 SEDOL #8MM2870 (TIME) | 132,000 | 64.670 | 8,536.44 | 8,354.65 | 181.79 | 194.80 | 2.160 |
| TIME WARNER INC NEW COM (TWX) | 59,000 | 185.590 | 10,949.81 | 7,210.38 | 3,739.43 | 177.00 | 1.620 |
| TIME WARNER CABLE INC COM (TWC) | 131,000 | 38.850 | 5,089.35 | 4,263.31 | 826.04 | | |
| TOKIO MARINE HOLDINGS INC ADR ISIN #US8890941086 SEDOL #2865809 (TKOMY) | 386,000 | 18.980 | 7,326.28 | 8,241.33 | -915.05 | | |
| TOKYO GAS CO LTD ADR ISIN #US8891151016 | 124,000 | 57.160 | 7,087.84 | 6,031.01 | 1,056.83 | 66.96 | 0.940 |
| SEDOL #B3DTP80 (TKGSY) | 232,000 | 39.170 | 9,087.44 | 10,135.98 | -1,048.54 | | |
| TORCHMARK CORP (TMK) | | | | | | | |
| TORONTO-DOMINION BANK COM NPV ISIN #CA8911605092 SEDOL #2897222 (TD) | | | | | | | |

FIDELITY PRIVATE
CLIENT GROUP®

INVESTMENT REPORT
December 1, 2015 - December 31, 2015

Separate Account Manager Aperto Group LLC FOREIGN

Holdings (continued)

Stocks (continued)

| Description | Quantity | Price Per Unit | Total Market Value | Total Cost Basis | Unrealized Gain/Loss | Est. Annual Income (EAI) | Est. Yield (EY) |
|-----------------------------------------------|-----------|----------------|--------------------|------------------|----------------------|--------------------------|-----------------|
| Common Stock (continued) | | | | | | | |
| TOTAL S A SPONSORED ADR | 149,000 | 44.950 | 6,697.55 | 7,788.07 | -1,090.52 | 402.35 | 6.010 |
| ISIN #US89151E1091 SEDOL #2898032 (TOT) | | | | | | | |
| TOYOTA MOTOR CORP SP ADR REP2COM | 196,000 | 123.040 | 24,115.84 | 24,362.03 | -246.19 | 713.42 | 2.960 |
| ISIN #US8923313071 SEDOL #2898957 (TM) | | | | | | | |
| TRANSALTA CORP COM ISIN #CA89346D1078 | 125,000 | 3.540 | 442.50 | 1,740.45 | -1,297.95 | | |
| SEDOL #2901628 (TAC) | | | | | | | |
| TRANSCANADA CORPORATION COM NPV | 100,000 | 32.590 | 3,259.00 | 4,604.82 | -1,345.82 | | |
| ISIN #CA89353D1078 SEDOL #2665184 (TRP) | | | | | | | |
| TRANSDIGM GROUP INC COM | 10,000 | 228.450 | 2,284.50 | 1,058.75 | 1,225.75 | | |
| ISIN #US893641003 SEDOL #B11FJK3 (TDG) | | | | | | | |
| TULLOW OIL PLC SPON ADR EACH REPR 1/2 | 792,000 | 1.221 | 967.03 | 5,935.28 | -4,968.25 | | |
| SHS (TUWOV) | | | | | | | |
| TURKIYE GARANTI BANKASI ADS EACH 1 | 1,017,000 | 2.439 | 2,480.46 | 4,940.44 | -2,459.98 | 53.58 | 2.160 |
| REPR 1 ORD TRY1 LVL1 (TKGBY) | | | | | | | |
| TWENTY-FIRST CENTY FOX INC CL A (FOXA) | 193,000 | 27.160 | 5,241.88 | 5,950.75 | -708.87 | 57.90 | 1.100 |
| US BANCORP DEL COM NEW(USB) | 179,000 | 42.670 | 7,637.93 | 7,026.19 | 611.74 | 182.58 | 2.390 |
| ULTRAPAR PARTICIPACOES SA | 256,000 | 15.250 | 3,904.00 | 6,839.49 | -2,935.49 | 114.24 | 2.930 |
| SPON ADR (EACH REP ONE COM NPV) LVLIII (UGP) | | | | | | | |
| UNICHARM CORP SPON ADR EA REPR 1/5 | 1,845,000 | 4.118 | 7,597.71 | 7,048.57 | 549.14 | | |
| ORD | | | | | | | |
| JPY0 00 (UNICY) | | | | | | | |
| UNILEVER N V N Y SHS NEW(UN) | 257,000 | 43.320 | 11,133.24 | 10,200.34 | 932.90 | 339.50 | 3.050 |
| UNION PACIFIC CORP(UNP) | 142,000 | 78.200 | 11,104.40 | 11,273.66 | -169.26 | 312.40 | 2.810 |
| UNITED MICROELECTRONICS | 3,837,000 | 1.880 | 7,213.56 | 7,395.71 | -182.15 | 324.85 | 4.500 |
| CORP SPON ADR NEW ISIN #US9108734057 | | | | | | | |
| SEDOL #2634117 (UMC) | | | | | | | |
| UNITED OVERSEAS BANK LTD SPRD | 368,000 | 27.646 | 10,173.72 | 12,374.79 | -2,201.07 | | |
| ADR-EACH | | | | | | | |
| CNV INTO 2 ORD NPV (UOVEY) | | | | | | | |
| UNITED PARCEL SVC INC CL B(UPS) | 50,000 | 96.230 | 4,811.50 | 4,399.74 | 411.76 | 146.00 | 3.030 |
| UNITED TECHNOLOGIES CORP(UTX) | 111,000 | 96.070 | 10,663.77 | 11,926.02 | -1,262.25 | 284.16 | 2.660 |
| UNITED UTILITIES GROUP PLC SPONSORED | 78,000 | 27.577 | 2,151.00 | 1,764.12 | 386.88 | | |
| ADR ISIN #US91311E1029 SEDOL #B3C9BZ7 (UUGRY) | | | | | | | |
| UNITED HEALTH GROUP(UNH) | 150,000 | 117.640 | 17,646.00 | 10,733.99 | 6,912.01 | 300.00 | 1.700 |
| UNITIL CORP (UTL) | 171,000 | 35.880 | 6,135.48 | 5,824.52 | 310.96 | 239.40 | 3.900 |

FIDELITY PRIVATE
CLIENT GROUP®

INVESTMENT REPORT
December 1, 2015 - December 31, 2015

Separate Account Manager: Aperio Group LLC FOREIGN

Holdings (continued)

| Description | Quantity | Price Per Unit | Total Market Value | Total Cost Basis | Unrealized Gain/Loss | Est. Annual Income (EAI) | Est. Yield (EY) |
|----------------------------------------------------------------------------------|----------|----------------|--------------------|------------------|----------------------|--------------------------|-----------------|
| Common Stock (continued) | | | | | | | |
| UNUM GROUP (UNM) | 177 000 | 33.290 | 5,892.33 | 5,602.71 | 289.62 | 130.98 | 2.220 |
| V F CORP (VFC) | 104 000 | 62.250 | 6,474.00 | 5,613.29 | 860.71 | 153.92 | 2.380 |
| VALEANT PHARMACEUTICALS INTL I COM ISIN #CA9191K1021 SEDOL #B3XSX46 (VRX) | 41 000 | 101.650 | 4,167.65 | 4,704.09 | -536.44 | | |
| VALE S.A. SPONS ADR REPR 1 COM NPV (VALE) | 149 000 | 3.290 | 490.21 | 2,019.71 | -1,529.50 | 83.56 | 17.050 |
| VEDANTA LIMITED ADS EACH REPR 4 ORD SHS | 150 000 | 5.560 | 834.00 | 1,582.40 | -748.40 | 71.37 | 8.560 |
| SPONS (VEDL) | | | | | | | |
| VERIZON COMMUNICATIONS (VZ) | 314 000 | 46.220 | 14,513.08 | 14,835.06 | -321.98 | 709.64 | 4.890 |
| VIACOM INC NEW CL B ISIN #US92553P2011 SEDOL #BOSRLF4 (VIAB) | 90 000 | 41.160 | 3,704.40 | 7,239.90 | -3,535.50 | 144.00 | 3.890 |
| VINCI ADR EACH REPR 0.25 ORD EUR2.5 (VCISV) | 332 000 | 16.061 | 5,332.25 | 4,327.93 | 1,004.32 | | |
| VISA INC COM CL A (V) | 260 000 | 77.550 | 20,163.00 | 12,828.88 | 7,334.12 | 145.60 | 0.720 |
| VIVENDI SA ADR ISIN #US92852T2015 SEDOL #B3S1WLO (VIVHY) | 291 000 | 21.574 | 6,278.03 | 6,679.02 | -400.99 | | |
| VODAFONE GROUP SPON ADR REP 10 ORD SHS | 172 000 | 32.260 | 5,548.72 | 9,894.48 | -4,335.76 | 300.55 | 5.420 |
| (POST REV SPLIT) (VOD) | | | | | | | |
| VOLKSWAGEN AG ADR EACH REP 1/5 ORD NPV(MGT) (VLKAY) | 230 000 | 30.916 | 7,110.68 | 9,928.87 | -2,818.19 | | |
| VOLVO AKTIEBOLAGET ADR B ISIN #US9288564001 SEDOL #2930592 (VOLVY) | 287 000 | 9.383 | 2,692.92 | 4,273.07 | -1,580.15 | | |
| WM MORRISON SUPERMARKETS PLC ADR ISIN #US92933J1079 SEDOL #B3DTQ73 (MRWSY) | 332 000 | 10.922 | 3,626.10 | 6,624.86 | -2,998.76 | | |
| WPP PLC NEW ADR ISIN #US92937A1025 SEDOL #B7YOHN4 (WPPGY) | 66 000 | 114.740 | 7,572.84 | 6,181.26 | 1,391.58 | 216.55 | 2.860 |
| WACOAL HOLDINGS CORP ADR ISIN #US9300042051 SEDOL #2931830 (WACLX) | 39 000 | 60.269 | 2,350.49 | 2,078.85 | 271.64 | | |
| WAL-MART DE MEXICO SAB DE CV ADR EACH REPR 10 V SHS NPV(SPON) (WMMVY) | 132 000 | 25.187 | 3,324.68 | 3,812.43 | -487.75 | 181.24 | 5.450 |

EIN#: 45-3814655

FIDELITY PRIVATE
CLIENT GROUP®

INVESTMENT REPORT
December 1, 2015 - December 31, 2015

Separate Account Manager: Aperio Group LLC FOREIGN

Holdings (continued)

Stocks (continued)

| Description | Quantity | Price Per Unit | Total Market Value | Total Cost Basis | Unrealized Gain/Loss | Est. Annual Income (EAI) | Est. Yield (EY) |
|-------------------------------------------------------------------------------|----------|----------------|--------------------|------------------|----------------------|--------------------------|-----------------|
| Common Stock (continued) | | | | | | | |
| WAL-MART STORES INC COM ISIN #US9311421039 SEDOL #2936921 (WMIT) | 80 000 | 61.300 | 4,904.00 | 6,266.52 | -1,362.52 | 156.80 | 3.200 |
| WALGREENS BOOTS ALLIANCE INC COM ISIN #US9314271084 SEDOL #8TNIY44 (WBA) | 130 000 | 85.155 | 11,070.15 | 7,536.09 | 3,534.06 | 187.20 | 1.690 |
| WASTE MANAGEMENT INC (WM) | 38 000 | 53.370 | 2,028.06 | 1,490.71 | 537.35 | | |
| WELLS FARGO & CO NEW(WFC) | 572 000 | 54.360 | 31,093.92 | 23,959.13 | 7,134.79 | 858.00 | 2.760 |
| WESTFIELD CORP SP ADR STAPSEC ISIN #US9602241039 SEDOL #B1H6QY3 (WFGPY) | 537 000 | 13.838 | 7,431.00 | 10,629.09 | -3,198.09 | | |
| WESTPAC BANKING CORPORATION ADR(EACH) | 449 000 | 24.250 | 10,879.27 | 14,517.10 | -3,637.83 | 619.34 | 5.690 |
| REP 1 ORD NPV (WBK) | 35 000 | 45.620 | 1,596.70 | 1,572.88 | 23.82 | 52.50 | 3.290 |
| WESTROCK CO COM (WRK) | 41 000 | 33.500 | 1,373.50 | 2,100.18 | -726.68 | 22.14 | 1.610 |
| WHOLE FOODS MKT INC(WFM) | 191 000 | 25.700 | 4,908.70 | 7,402.37 | -2,493.67 | 488.96 | 9.960 |
| WILLIAMS COS INC (WMB) | 822 000 | 5.440 | 4,471.68 | 4,456.30 | 15.38 | 113.19 | 2.530 |
| WOLSELEY PLC JERSEY SPONSORED ADR 20 (WOSY) | 164 000 | 33.637 | 5,516.46 | 4,018.40 | 1,498.06 | | |
| WOLTERS KLUWER N V SPONSORED ADR ISIN #US9778742059 SEDOL #2977049 (WTKWY) | 126 000 | 20.895 | 2,632.77 | 4,639.72 | -2,006.95 | | |
| WOODSIDE PETE LTD SPONSORED ADR ISIN #US9802283088 SEDOL #2979799 (WOPY) | 110 000 | 22.600 | 2,486.00 | 4,334.87 | -1,848.87 | 70.22 | 2.820 |
| WOORI BANK ADR EACH REPR 3 ORD KRW0.00 | 37 000 | 69.190 | 2,560.03 | 6,192.13 | -3,632.10 | 74.00 | 2.890 |
| ISIN #US98105T1043 SEDOL #BSL86V1 (WF) | 70 000 | 62.470 | 4,372.90 | 3,900.65 | 472.25 | | |
| WYNN RESORTS LTD (WYNN) | 197 000 | 33.260 | 6,552.22 | 7,032.69 | -480.47 | | |
| YY INC ADS EA REPR 20 ORD CL A(Y) | 127 000 | 43.259 | 5,493.89 | 5,602.30 | -108.41 | | |
| YAHOO INC(YHOO) | 95 000 | 73.050 | 6,939.75 | 6,959.47 | -19.72 | 174.80 | 2.520 |
| YARA INTERNATIONAL ASA SPONS ADR EACH | 170 000 | 26.590 | 4,520.30 | 4,946.45 | -426.15 | | |
| REPR 1 ORD NOK1 7 (YARI) | 78 000 | 102.590 | 8,002.02 | 6,832.95 | 1,169.07 | 68.64 | 0.860 |
| YUM BRANDS INC(YUM) | 216 000 | 47.920 | 10,350.72 | 6,826.07 | 3,524.65 | 82.08 | 0.790 |
| ZAYO GROUP HLDGS INC COM(ZAYO) | | | | | | | |
| ZIMMER BIOMET HLDGS INC COM(ZBH) | | | | | | | |
| ZOETIS INC COM USD0.01 CL A(ZTS) | | | | | | | |

FIDELITY PRIVATE
CLIENT GROUP®

INVESTMENT REPORT
December 1, 2015 - December 31, 2015

Separate Account Manager: Aperio Group LLC FOREIGN

Holdings (continued)

| Description | Quantity | Price Per Unit | Total Market Value | Total Cost Basis | Unrealized Gain/Loss | Est. Annual Income (EAI) | Est. Yield (EY) |
|----------------------------------------------------------------------------------|----------|----------------|-----------------------|-----------------------|----------------------|--------------------------|-----------------|
| Common Stock (continued) | | | | | | | |
| ZURICH INSURANCE GROUP AG SPON ADR 10 | 180 000 | 25 814 | 4,646 52 | 4,398 23 | 248 29 | 312 85 | 6 730 |
| REP 1 ORD SH (ZURVY) | | | | | | | |
| Total Common Stock (97% of account holdings) | | | \$4,272,465 04 | \$4,169,980 53 | \$109,490 90 | \$79,433.17 | |
| Preferred Stock | | | | | | | |
| BANCO BRADESCO SA SP ADR PFD NEW ISIN # US0594603039 SEDOL # B00FSKO (BBD) | 430 000 | \$4 810 | \$2,068 30 | \$5,531 66 | -\$3,463.36 | - | - |
| BANCOLOMBIA SA SPON PFD ISIN #US05968L1026 SEDOL #2082567 (CIB) | 142 000 | 26.750 | 3,798 50 | 8,650.96 | -4,852 46 | 174.95 | 4 610 |
| Total Preferred Stock (0% of account holdings) | | | \$5,866 80 | \$14,182 62 | -\$8,315.82 | \$174.95 | |
| Total Stocks (97% of account holdings) | | | \$4,278,331.84 | \$4,184,163.15 | \$101,175.08 | \$79,608.12 | |

Other

| Description | Quantity | Price Per Unit | Total Market Value | Total Cost Basis | Unrealized Gain/Loss | Est. Annual Income (EAI) | Est. Yield (EY) |
|------------------------------------------------------------------------------|----------|----------------|--------------------|------------------|----------------------|--------------------------|-----------------|
| AMERICAN TOWER CORPORATION ISIN #US03027X1000 SEDOL #B7FBFL2 (AMT) | 88 000 | \$96 950 | \$8,531 60 | \$7,190.14 | \$1,341.46 | \$172.48 | 2.020% |
| AVALONBAY CMNTYS INC COM | 11 000 | 184 130 | 2,025 43 | 1,479.64 | 545 79 | 55.00 | 2 720 |
| BOSTON PROPERTIES INC COM ISIN #US0534841012 SEDOL #2131179 (AVB) | 15 000 | 127.540 | 1,913 10 | 1,654 20 | 258 90 | 39.00 | 2 040 |
| CAMDEN PPTY TR SH BEN INT (CPT) ISIN #US101211018 SEDOL #2019479 (BXP) | 89 000 | 76 760 | 6,831.64 | 5,526.83 | 1,304.81 | 249 20 | 3 650 |
| CARE CAP PPTYS INC COM (CCP) | 23 000 | 30.570 | 703 11 | 778 16 | -75 05 | 52 44 | 7 460 |
| CROWN CASTLE INTL CORP NEW COM ISIN #US22822V1017 SEDOL #BTGQCX1 (CCI) | 99 000 | 86 450 | 8,558.55 | 7,157.49 | 1,401.06 | 445.50 | 5 210 |
| DUKE REALTY CORP COM NEW (DRE) | 95 000 | 21 020 | 1,995 90 | 1,687.66 | 309 24 | 68.40 | 3 430 |
| FEDERAL REALTY INVST TR SH BEN INT NEW (FRT) | 72 000 | 146 100 | 10,519.20 | 7,578 22 | 2,940 98 | 270 72 | 2 570 |
| HCP INC COM (HCP) | 152 000 | 38 240 | 5,812 48 | 6,285 29 | -472.81 | 343.52 | 5 910 |

FIDELITY PRIVATE
CLIENT GROUP®

INVESTMENT REPORT
December 1, 2015 - December 31, 2015

Separate Account Manager: Aperfo Group LLC FOREIGN

Holdings (continued)

Other (continued)

| Description | Quantity | Price Per Unit | Total Market Value | Total Cost Basis | Unrealized Gain/Loss | Est. Annual Income (EAI) | Est. Yield (EY) |
|-----------------------------------------------------------------------|----------|----------------|--------------------|------------------|----------------------|--------------------------|-----------------|
| HOST HOTELS & RESORTS INC COM(HST) | 85 000 | 15.340 | 1,303.90 | 1,505.65 | -201.75 | 68.00 | 5.220 |
| KIMCO REALTY CORP (MOVED FROM DELAWARE TO MARYLAND) (KIM) | 72 000 | 26.460 | 1,905.12 | 1,629.34 | 275.78 | 73.44 | 3.850 |
| LIBERTY PPTY TR SHS BEN INT(LPT) | 43 000 | 31.050 | 1,335.15 | 1,761.38 | -426.23 | 81.70 | 6.120 |
| MACERICH CO (MAC) | 107 000 | 80.690 | 8,633.83 | 6,419.47 | 2,214.36 | 291.04 | 3.370 |
| PLUM CREEK TIMBER CO INC(PCL) | 34 000 | 47.720 | 1,622.48 | 1,752.83 | -130.35 | 59.84 | 3.690 |
| PROLOGIS INC COM(PLD) | 141 000 | 42.920 | 6,051.72 | 5,534.87 | 516.85 | 225.60 | 3.730 |
| PUBLIC STORAGE COM(PSA) | 9 000 | 247.700 | 2,229.30 | 1,418.97 | 810.33 | 61.20 | 2.750 |
| RAYONIER INC COM ISIN #US7549071030 SEDOL #2473198 (RYN) | 34 000 | 22.200 | 754.80 | 1,446.81 | -692.01 | 34.00 | 4.500 |
| REALTY INCOME CORP (MARYLAND)(O) | 33 000 | 51.630 | 1,703.79 | 1,549.62 | 154.17 | 75.64 | 4.440 |
| REGENCY CTRS CORP (REG) | 32 000 | 68.120 | 2,179.84 | 1,730.43 | 449.41 | 62.08 | 2.850 |
| SL GREEN RLTY CORP COM ISIN #US78440X1019 SEDOL #2096847 (SLG) | 19 000 | 112.980 | 2,146.62 | 1,676.72 | 469.90 | 54.72 | 2.550 |
| SIMON PPTY GRP INC(SPG) | 40 000 | 194.440 | 7,777.60 | 5,923.10 | 1,854.50 | 256.00 | 3.290 |
| UDR INC(UDR) | 229 000 | 37.570 | 8,603.53 | 5,636.02 | 2,967.51 | 254.19 | 2.950 |
| URBAN EDGE PPTYS COM ISIN #US91704F1049 SEDOL #BTPSG09 (UE) | 8 000 | 23.450 | 187.60 | 133.04 | 54.56 | - | - |
| VENTAS INC(VTR) | 94 000 | 56.430 | 5,304.42 | 5,345.24 | -40.82 | 274.48 | 5.170 |
| VORNADO RLTY TR(VNO) | 17 000 | 99.960 | 1,699.32 | 1,347.13 | 352.19 | 42.84 | 2.520 |
| WP GLIMCHER INC COM USD0.0001 ISIN #US92939N1028 SEDOL #BVCY4B5 (WPG) | 20 000 | 10.610 | 212.20 | 369.10 | -156.90 | 20.00 | 9.430 |
| WELLTOWER INC COM(HCN) | 100 000 | 68.030 | 6,803.00 | 6,337.73 | 465.27 | 330.00 | 4.850 |

EIN#: 45-3814655

FIDELITY PRIVATE
CLIENT GROUP®

INVESTMENT REPORT
December 1, 2015 - December 31, 2015

Separate Account Manager: Aperio Group LLC FOREIGN

Holdings (continued)

| Other (continued) Description | Quantity | Price Per Unit | Total Market Value Accrued Interest (AI) | Total Cost Basis | Unrealized Gain/Loss | Est. Annual Income (EAI) | Est. Yield (EY) |
|---------------------------------------------|----------|-------------------|---------------------------------------------|---------------------|-------------------------|-----------------------------|--------------------|
| | | | | | | | |
| WEYERHAEUSER CO COM (WY) | 52,000 | 29.980 | 1,558.96 | 1,601.74 | -42.78 | 64.48 | 4.140 |
| Total Other (2% of account holdings) | | | (A) \$108,905.19 | \$92,456.82 | \$16,448.37 | | \$4,025.51 |

Sum of (A) = \$4,387,237.03 = Total Equities

FIDELITY
FAMILY
OFFICE
SERVICES

INVESTMENT REPORT
December 1, 2015 - December 31, 2015

Holdings

Mutual Funds

| Description | Quantity | Price Per Unit | Total Market Value | Total Cost Basis | Unrealized Gain/Loss | Est. Annual Income (EAI) | Est. Yield (EY) |
|-----------------------------------------------------|------------|----------------|---------------------|---------------------|----------------------|--------------------------|-----------------|
| Bond Funds | | | | | | | |
| DOUBLELINE TOTAL RETURN BOND FD CL I (DBLTX) | 29,442.389 | \$10.780 | \$317,388.95 | \$322,437.18 | -\$5,048.23 | \$13,203.42 | 4.160% |
| Total Bond Funds (33% of account holdings) | | | \$317,388.95 | \$322,437.18 | -\$5,048.23 | \$13,203.42 | |
| Total Mutual Funds (33% of account holdings) | | | \$317,388.95 | \$322,437.18 | -\$5,048.23 | \$13,203.42 | |

Exchange Traded Products E (e.g. ETF, ETN)

| Description | Quantity | Price Per Unit | Total Market Value | Total Cost Basis | Unrealized Gain/Loss |
|-----------------------------------------------------------------|-----------|----------------|---------------------|---------------------|----------------------|
| ISHARES RUSSELL 1000 ETF(WB) E | 3,200.000 | \$113.310 | \$362,592.00 | \$295,463.95 | \$67,128.05 |
| Total Exchange Traded Products (37% of account holdings) | | | \$362,592.00 | \$295,463.95 | \$67,128.05 |

EIN#: 45-3814655

FIDELITY PRIVATE
CLIENT GROUP®

INVESTMENT REPORT
December 1, 2015 - December 31, 2015

Holdings

Separate Account Manager: Breckinridge Capital Advisors INTERMED. TAX-EFFICIENT

| Description | Maturity | Quantity | Price Per Unit | Total Market Value | Cost Basis | Unrealized Gain/Loss | Est. Annual Income (EAI) | Coupon Rate |
|----------------------------|--------------------------------------------------------|-------------|----------------|--------------------|-----------------|----------------------|--------------------------|-------------|
| Bonds | | | | | | | | |
| Corporate Bonds | | | | | | | | |
| TOYOTA MTR CRD CORP MTN BE | 01/12/17 | 100,000,000 | \$100.859 | \$100,859,000 | \$101,066,699.8 | -\$207.69 | \$2,050,000 | 2.050% |
| FIXED COUPON MOODYS Aa3 | S&P AA- SEMIANNUALLY MAKE WHOLE CALL CUSIP: 892339P5S1 | | | \$962.36 | | | | |
| JPMORGAN CHASE & CO NOTE | 08/15/17 | 110,000,000 | 100.339 | 110,372,900 | 110,643,949.8 | -271.04 | 2,200,000 | 2.000 |
| | | | | 831.11 | | | | |
| FIXED COUPON MOODYS A3 | S&P A- SEMIANNUALLY CUSIP: 48126EAA5 | | | 46,156.50 | 47,230.30 | -1,073.80 | | 3.125 |
| STATOIL ASA NOTE | 08/17/17 | 45,000,000 | 102.570 | 46,156.50 | 47,230.30 | -1,073.80 | | 3.125 |
| FIXED COUPON MOODYS Aa2 | S&P AA- SEMIANNUALLY MAKE WHOLE CALL CUSIP: 85771PAB8 | | | 99,574.00 | 99,930,009.8 | -356.00 | 1,500,000 | 1.500 |
| WELLS FARGO CO MTN BE | 01/16/18 | 100,000,000 | 99.574 | 99,574.00 | 99,930,009.8 | -356.00 | 1,500,000 | 1.500 |
| FIXED COUPON MOODYS A2 | S&P A SEMIANNUALLY CUSIP: 94974BFG0 | | | 90.44 | | | | |
| BAXTER INTL INC NOTE CALL | 06/15/18 | 110,000,000 | 99.403 | 109,343.30 | 109,905,409.8 | -562.10 | 2,035,000 | 1.850 |
| MAKE WHOLE | | | | 90.44 | | | | |
| FIXED COUPON MOODYS Baa2 | S&P A- SEMIANNUALLY MAKE WHOLE CALL CUSIP: 071813BJ7 | | | 121,786.80 | 121,636,369.8 | 150.44 | 2,940,000 | 2.450 |
| CATERPILLAR FINL SVCS MTNS | 09/06/18 | 120,000,000 | 101.489 | 121,786.80 | 121,636,369.8 | 150.44 | 2,940,000 | 2.450 |
| BE | | | | 939.17 | | | | |
| FIXED COUPON MOODYS A2 | S&P A SEMIANNUALLY CUSIP: 14912L5T4 | | | 109,797.45 | 108,842,209.8 | 955.25 | 3,832,500 | 3.650 |
| VERIZON COMMUNICATIONS INC | 09/14/18 | 105,000,000 | 104.569 | 109,797.45 | 108,842,209.8 | 955.25 | 3,832,500 | 3.650 |
| | | | | 1,139.10 | | | | |
| FIXED COUPON MOODYS Baa1 | S&P BBB+ SEMIANNUALLY MAKE WHOLE CALL CUSIP: 92343VBP8 | | | 60,521.40 | 61,022,179.8 | -500.77 | 1,500,000 | 2.500 |
| CITIGROUP INC NOTE | 09/26/18 | 60,000,000 | 100.869 | 60,521.40 | 61,022,179.8 | -500.77 | 1,500,000 | 2.500 |
| | | | | 395.83 | | | | |
| FIXED COUPON MOODYS Baa1 | S&P BBB+ SEMIANNUALLY CUSIP: 172967HC8 | | | 74,748.75 | 75,618,579.8 | -869.82 | 1,781,240 | 2.375 |
| MORGAN STANLEY NOTE | 07/23/19 | 75,000,000 | 99.665 | 74,748.75 | 75,618,579.8 | -869.82 | 1,781,240 | 2.375 |
| | | | | 781.77 | | | | |
| FIXED COUPON MOODYS A3 | S&P BBB+ SEMIANNUALLY CUSIP: 61746BDR4 | | | | | | | |

FIDELITY PRIVATE
CLIENT GROUP

INVESTMENT REPORT
December 1, 2015 - December 31, 2015

Separate Account Manager: Breckinridge Capital Advisors INTERMED. TAX-EFFICIENT

Holdings (continued)

| Description | Maturity | Quantity | Price Per Unit | Total Market Value | Accrued Interest (AI) | Total Cost Basis | Unrealized Gain/Loss | Est. Annual Income (EAI) | Coupon Rate |
|--------------------------------------------------------------------------------------------------------------------------------|----------|-------------|----------------|--------------------|-----------------------|------------------|----------------------|--------------------------|-------------|
| Bonds (continued) | | | | | | | | | |
| Corporate Bonds (continued) | | | | | | | | | |
| CISCO SYSTEMS INC | 01/15/20 | 100,000,000 | 108.806 | 108,806.00 | | 106,669.47 | 2,136.53 | 4,450,000 | 4.450 |
| FIXED COUPON MOODYS A1 S&P AA- SEMIANNUALLY MAKE WHOLE CALL CUSIP: 17275RAH5 | | | | 2,051.94 | | | | | |
| BANK NEW YORK MTN BK ENT | 02/24/20 | 75,000,000 | 98.915 | 74,186.25 | | 74,893.00 | -706.75 | 1,612,500 | 2.150 |
| FIXED COUPON MOODYS A1 S&P A SEMIANNUALLY NEXT CALL DATE 01/24/2020 CONT CALL 06408HCZ0 | | | | 568.85 | | | | | |
| UNITEDHEALTH GROUP INC NOTE | 07/15/20 | 100,000,000 | 101.048 | 101,048.00 | | 101,424.02 | -376.02 | 2,640,000 | 2.700 |
| FIXED COUPON MOODYS A3 S&P A+ SEMIANNUALLY MAKE WHOLE CALL CUSIP: 91324PCM2 | | | | 1,185.00 | | | | | |
| GENERAL ELEC CAP CORP MTN | 10/17/21 | 100,000,000 | 110.717 | 110,717.00 | | 108,730.36 | 1,986.64 | 4,650,000 | 4.650 |
| BE | | | | 955.83 | | | | | |
| FIXED COUPON MOODYS A1 S&P AA+ SEMIANNUALLY CUSIP 36962G5J9 | | | | 121,880.00 | | 123,912.50 | -2,032.50 | 2,343,740 | 1.875 |
| TENN VALLEY AUTHORITY BOND | 08/15/22 | 125,000,000 | 97.504 | 121,880.00 | | 123,912.50 | -2,032.50 | 2,343,740 | 1.875 |
| BE | | | | 885.42 | | | | | |
| FIXED COUPON MOODYS Aaa S&P AA+ SEMIANNUALLY CUSIP 880591ENB | | | | 102,539.85 | | 103,933.75 | -1,393.90 | 2,625,000 | 2.500 |
| ORACLE CORP NOTE CALL MAKE | 10/15/22 | 105,000,000 | 97.657 | 102,539.85 | | 103,933.75 | -1,393.90 | 2,625,000 | 2.500 |
| WHOLE | | | | 554.17 | | | | | |
| FIXED COUPON MOODYS A1 S&P AA- SEMIANNUALLY MAKE WHOLE CALL CUSIP 68389XAPO | | | | 116,670.95 | | 115,166.40 | 1,504.55 | 3,650 | |
| SCHLUMBERGER INVT SA NOTE | 12/01/23 | 115,000,000 | 101.453 | 116,670.95 | | 115,166.40 | 1,504.55 | 3,650 | |
| CALL MAKE WHOLE | | | | | | | | | |
| FIXED COUPON MOODYS Aa3 S&P AA- SEMIANNUALLY NEXT CALL DATE 09/01/2023 CONT CALL 09/01/2023 MAKE WHOLE CALL CUSIP: 8068854AH8 | | | | 103,364.00 | | 101,464.48 | 1,899.52 | 3,600,000 | 3.600 |
| COMCAST CORP NEW SR NT | 03/01/24 | 100,000,000 | 103.364 | 103,364.00 | | 101,464.48 | 1,899.52 | 3,600,000 | 3.600 |
| ENT | | | | 1,200.00 | | | | | |
| FIXED COUPON MOODYS A3 S&P A- SEMIANNUALLY MAKE WHOLE CALL CUSIP: 20030NB9J | | | | 72,402.75 | | 74,591.50 | -2,188.75 | 2,718,740 | 3.625 |
| JOHNSON CTLS INC MTNS BK | 07/02/24 | 75,000,000 | 96.537 | 72,402.75 | | 74,591.50 | -2,188.75 | 2,718,740 | 3.625 |
| ENT | | | | 1,351.82 | | | | | |
| FIXED COUPON MOODYS Baa2 S&P BBB+ SEMIANNUALLY NEXT CALL DATE 04/02/2024 CONT CALL 04/02/2024 MAKE WHOLE CALL CUSIP: 478373AC7 | | | | 107,234.40 | | 106,608.06 | 626.34 | 3,543,760 | 3.375 |
| DTE ELECTRIC CO BOND | 03/01/25 | 105,000,000 | 102.128 | 107,234.40 | | 106,608.06 | 626.34 | 3,543,760 | 3.375 |
| FIXED COUPON MOODYS Aa3 S&P A SEMIANNUALLY NEXT CALL DATE 12/01/2024 CONT CALL 12/01/2024 MAKE WHOLE CALL CUSIP: 23338VAC0 | | | | 1,181.25 | | | | | |
| Total Corporate Bonds (45% of account holdings) | | | | \$1,852,009.30 | | \$1,853,289.17 | -\$1,279.87 | \$46,022.480 | |
| Municipal Bonds | | | | | | | | | |
| ROCKDALE CNTY GA WTR & SEW AUTH REV TAX | 07/01/16 | 50,000,000 | \$100.171 | \$50,085.50 | | \$50,000.52 | \$84.98 | \$495,000 | 0.990% |
| FIXED COUPON MOODYS Aa2 SEMIANNUALLY CUSIP 773038DF8 | | | | \$247.50 | | | | | |

EIN#: 45-3814655

FIDELITY PRIVATE
CLIENT GROUP®

INVESTMENT REPORT
December 1, 2015 - December 31, 2015

Separate Account Manager: Breckinridge Capital Advisors INTERMED. TAX-EFFICIENT

Holdings (continued)

| Description | Maturity | Quantity | Price Per Unit | Total Market Value Accrued Interest (AI) | Total Cost Basis | Unrealized Gain/Loss | Est. Annual Income (EAI) | Coupon Rate |
|---------------------------------------------------|----------------------------------------------------------|-------------|----------------|---------------------------------------------|------------------|----------------------|--------------------------|-------------|
| Municipal Bonds (continued) | | | | | | | | |
| ARIZONA SCH FACS BRD REV | 07/01/17 | 150,000,000 | 99.957 | 149,935.50 | 150,003.60 B B | -68.10 | 1,677,000 | 1.118 |
| REV REF BDS SER. | | | | 838.50 | | | | |
| FIXED COUPON MOODYS Aaa | S&P AAA SEMIANNUALLY MAKE WHOLE CALL CUSIP: 040580GB2 | | | | | | | |
| DOUGLAS CNTY WASH PUB UTIL | 09/01/17 | 120,000,000 | 99.999 | 119,998.80 | 120,003.38 B B | -4.58 | 1,740,000 | 1.450 |
| DIST NO 001 | | | | 580.00 | | | | |
| FIXED COUPON MOODYS Aa3 | S&P AA SEMIANNUALLY CUSIP: 259561QY7 | | | | | | | |
| DALLAS TEX WTRWKS & SWR | 10/01/17 | 120,000,000 | 100.243 | 120,291.60 | 120,003.55 B B | 288.05 | 1,696,800 | 1.414 |
| SYS REV REF | | | | 424.20 | | | | |
| FIXED COUPON MOODYS Aa1 | S&P AAA SEMIANNUALLY MAKE WHOLE CALL CUSIP: 2354163V4 | | | | | | | |
| WATERFORD WIS GRADED JT | 04/01/18 | 120,000,000 | 101.041 | 121,249.20 | 120,995.19 B B | 254.01 | 2,250,000 | 1.875 |
| SCH DIST NO 1 | | | | 562.50 | | | | |
| FIXED COUPON S&P AA SEMIANNUALLY CUSIP: 941521BY1 | | | | | | | | |
| OHIO ST UNIV GEN RCPTS GEN | 06/01/18 | 120,000,000 | 99.562 | 119,474.40 | 120,222.82 B B | -748.42 | 1,995,600 | 1.663 |
| RCPTS BDS | | | | 166.30 | | | | |
| FIXED COUPON MOODYS Aa1 | S&P AA SEMIANNUALLY MAKE WHOLE CALL CUSIP: 677632QP9 | | | | | | | |
| VIRGINIA ST PUB BLDG AUTH PUB | 09/01/18 | 120,000,000 | 107.809 | 129,370.80 | 129,001.16 B B | 369.64 | 5,940,000 | 4.950 |
| FACS REV | | | | 2,475.00 | | | | |
| FIXED COUPON MOODYS Aa1 | S&P AA+ SEMIANNUALLY CUSIP: 928172TE5 | | | | | | | |
| CALLEGUAS CALIF MUN WTR | 07/01/19 | 100,000,000 | 100.729 | 100,729.00 | 101,351.92 B B | -622.92 | 2,330,000 | 2.330 |
| DIST WTR REV REV | | | | 1,165.00 | | | | |
| FIXED COUPON MOODYS Aa2 | S&P AAA SEMIANNUALLY EXTRAORDINARY CALL CUSIP: 13124MAGO | | | | | | | |
| SIoux CITY IOWA GO URBAN | 06/01/20 | 110,000,000 | 100.376 | 110,413.60 | 110,006.55 B B | 407.05 | 2,420,000 | 2.200 |
| RENEW BDS SER. | | | | 201.67 | | | | |
| FIXED COUPON MOODYS Aa2 | S&P AA SEMIANNUALLY CUSIP: 829458DPO | | | | | | | |
| ACALANES CALIF UN HIGH SCH | 08/01/21 | 150,000,000 | 100.608 | 150,912.00 | 150,006.59 B B | 905.41 | 4,125,000 | 2.750 |
| DIST GO REF | | | | 1,718.75 | | | | |
| FIXED COUPON MOODYS Aa1 | S&P AA SEMIANNUALLY MAKE WHOLE CALL CUSIP: 004284ZX6 | | | | | | | |
| ENERGY NORTHWEST WASH | 07/01/22 | 120,000,000 | 100.941 | 121,129.20 | 120,006.91 B B | 1,122.29 | 3,543,600 | 2.953 |
| ELEC REV REV | | | | 1,771.80 | | | | |
| FIXED COUPON MOODYS Aa1 | S&P AA SEMIANNUALLY MAKE WHOLE CALL CUSIP: 29270CYQ2 | | | | | | | |
| PETERS TWP PA SCH DIST | 09/01/23 | 115,000,000 | 99.132 | 114,001.80 | 115,007.28 B B | -1,005.48 | 3,289,000 | 2.860 |
| WASHINGTON CNTY | | | | 1,096.33 | | | | |
| FIXED COUPON MOODYS Aa2 | SEMIANNUALLY NEXT CALL DATE 09/01/2022 CUSIP: 716090SV8 | | | | | | | |
| NEW YORK N Y CITY | 08/01/24 | 125,000,000 | 96.709 | 120,886.25 | 124,566.25 B B | -3,680.00 | 3,562,500 | 2.850 |
| TRANSITIONAL FIN | | | | 1,484.37 | | | | |
| FIXED COUPON MOODYS Aa1 | S&P AAA SEMIANNUALLY MAKE WHOLE CALL CUSIP: 64971QWM1 | | | | | | | |

FIDELITY PRIVATE
CLIENT GROUP®

INVESTMENT REPORT
December 1, 2015 - December 31, 2015

Separate Account Manager: Breckinridge Capital Advisors INTERMED. TAX-EFFICIENT

Holdings (continued)

| Bonds (continued) | Description | Maturity | Quantity | Price Per Unit | Total Market Value | Total Cost Basis | Unrealized Gain/Loss | Est. Annual Income (EAI) | Coupon Rate |
|---------------------------------------------------------------|--------------------------------------|-------------|-----------|----------------|--------------------|------------------|----------------------|--------------------------|-------------|
| Municipal Bonds (continued) | | | | | | | | | |
| Total Municipal Bonds (37% of account holdings) | | | | | (A) \$1,528,477.65 | \$1,531,175.72 | -\$2,698.07 | \$35,064.500 | |
| Us Treasury/Agency Securities | | | | | | | | | |
| FEDERAL HOME LOAN BANKS | 09/09/16 | 150,000,000 | \$100.840 | \$151,260.00 | \$151,468.40 | \$208.40 | \$3,000,000 | 2.000% | |
| FIXED COUPON MOODY'S Aaa | S&P AA+ SEMIANNUALLY CUSIP 313370TW8 | 130,000,000 | 99.929 | 129,907.70 | 129,285.90 | 621.80 | 1,137,500 | 0.875 | |
| FEDERAL HOME LOAN BANKS | 03/10/17 | 350,730 | | | | | | | |
| FIXED COUPON MOODY'S Aaa | S&P AA+ SEMIANNUALLY CUSIP 3133782N0 | 85,000,000 | 97.898 | 83,213.30 | 83,595.60 | -382.30 | 850,000 | 1.000 | |
| UNITED STATES TREAS NTS | 09/30/19 | 215.98 | | | | | | | |
| FIXED COUPON MOODY'S Aaa | SEMIAANNUALLY CUSIP 912828TR1 | 95,000,000 | 100.832 | 95,790.40 | 96,198.76 | -408.36 | 1,900,000 | 2.000 | |
| UNITED STATES TREAS NTS | 02/28/21 | 642.03 | | | | | | | |
| FIXED COUPON MOODY'S Aaa | SEMIAANNUALLY CUSIP 912828B90 | 120,000,000 | 103.041 | 123,649.20 | 125,708.06 | -2,058.86 | 3,150,000 | 2.625 | |
| FEDERAL HOME LOAN BANKS | 12/10/21 | 189.75 | | | | | | | |
| FIXED COUPON MOODY'S Aaa | S&P AA+ SEMIANNUALLY CUSIP 313376C94 | 100,000,000 | 97.754 | 97,754.00 | 98,760.00 | -1,006.00 | 2,000,000 | 2.000 | |
| UNITED STATES TREAS NTS | 02/15/25 | 755.43 | | | | | | | |
| FIXED COUPON MOODY'S Aaa | SEMIAANNUALLY CUSIP 912828J27 | | | | | | | | |
| Total Us Treasury/Agency Securities (17% of account holdings) | | | | | (A) \$681,574.60 | \$685,016.72 | -\$3,442.12 | \$12,037,500 | |
| Total Bonds (99% of account holdings) | | | | | \$4,062,061.55 | \$4,069,481.61 | -\$7,420.06 | \$93,124,480 | |

Sum of (A) = \$2,210,052.25 = Total US and State Government Obligations

FIDELITY PRIVATE
CLIENT GROUP®

INVESTMENT REPORT
December 1, 2015 - December 31, 2015

Holdings (continued)

Separate Account Manager: Breckinridge Capital Advisors INTERMED. TAX-EFFICIENT

| Description | Maturity | Quantity | Price Per Unit | Total Market Value | Total Cost Basis | Unrealized Gain/Loss | Est. Annual Income (EAI) | Coupon Rate |
|---------------------------------------------------------------|----------|-------------|----------------|--------------------------|------------------|----------------------|--------------------------|-------------|
| Bonds (continued) | | | | | | | | |
| Municipal Bonds (continued) | | | | | | | | |
| Total Municipal Bonds (37% of account holdings) | | | | (A) \$1,528,477.65 | \$1,531,175.72 | -\$2,698.07 | \$35,064.500 | |
| Us Treasury/Agency Securities | | | | | | | | |
| FEDERAL HOME LOAN BANKS | 09/09/16 | 150,000,000 | \$100.840 | \$151,260.00 \$933.33 | \$151,468.40 B B | -\$208.40 | \$3,000,000 | 2.000% |
| FIXED COUPON MOODYS Aaa S&P AA+ SEMIANNUALLY CUSIP 313370TW8 | | | | | | | | |
| FEDERAL HOME LOAN BANKS | 03/10/17 | 130,000,000 | 99.929 | 129,907.70 350.73 | 129,285.90 B B | 621.80 | 1,137,500 | 0.875 |
| FIXED COUPON MOODYS Aaa S&P AA+ SEMIANNUALLY CUSIP 3133782N0 | | | | | | | | |
| UNITED STATES TREAS NTS | 09/30/19 | 85,000,000 | 97.898 | 83,213.30 215.98 | 83,595.60 B B | -382.30 | 850,000 | 1.000 |
| FIXED COUPON MOODYS Aaa SEMIANNUALLY CUSIP 912828TR1 | | | | | | | | |
| UNITED STATES TREAS NTS | 02/28/21 | 95,000,000 | 100.832 | 95,790.40 642.03 | 96,198.76 B B | -408.36 | 1,900,000 | 2.000 |
| FIXED COUPON MOODYS Aaa SEMIANNUALLY CUSIP 912828B90 | | | | | | | | |
| FEDERAL HOME LOAN BANKS | 12/10/21 | 120,000,000 | 103.041 | 123,649.20 183.75 | 125,708.06 B B | -2,058.86 | 3,150,000 | 2.625 |
| FIXED COUPON MOODYS Aaa S&P AA+ SEMIANNUALLY CUSIP 313376C94 | | | | | | | | |
| UNITED STATES TREAS NTS | 02/15/25 | 100,000,000 | 97.754 | 97,754.00 755.43 | 98,760.00 B B | -1,006.00 | 2,000,000 | 2.000 |
| FIXED COUPON MOODYS Aaa SEMIANNUALLY CUSIP 912828J27 | | | | | | | | |
| Total Us Treasury/Agency Securities (17% of account holdings) | | | | (A) \$681,574.60 | \$685,016.72 | -\$3,442.12 | \$12,037.500 | |
| Total Bonds (99% of account holdings) | | | | \$4,062,061.55 | \$4,069,481.61 | -\$7,420.06 | \$93,124.480 | |

Sum of (A) = \$2,210,052.25 = Total Us and State Government Obligations