



See a Social Security Number? Say Something!
Report Privacy Problems to <https://public.resource.org/privacy>
Or call the IRS Identity Theft Hotline at 1-800-908-4490



For calendar year **2015** or tax year beginning **2015**, and ending **20**

Name of foundation **THE JACOB SILVERMAN CHARITABLE TRUST**
P20403005
 Number and street (or P O box number if mail is not delivered to street address) Room/suite
10 S DEARBORN IL1-0117
 City or town, state or province, country, and ZIP or foreign postal code
CHICAGO, IL 60603

A Employer identification number
45-2494485

B Telephone number (see instructions)
866-888-5157

C If exemption application is pending, check here

D 1 Foreign organizations, check here
 2 Foreign organizations meeting the 85% test, check here and attach computation

E If private foundation status was terminated under section 507(b)(1)(A), check here

F If the foundation is in a 60-month termination under section 507(b)(1)(B), check here

Check all that apply:
 Initial return
 Final return
 Address change
 Initial return of a former public charity
 Amended return
 Name change

Check type of organization: Section 501(c)(3) exempt private foundation
 Section 4947(a)(1) nonexempt charitable trust Other taxable private foundation

Fair market value of all assets at end of year (from Part II, col (c), line 16) **\$ 2,504,113.**
 Accounting method: Cash Accrual
 Other (specify) _____
 (Part I, column (d) must be on cash basis.)

Part I Analysis of Revenue and Expenses (The total of amounts in columns (b), (c), and (d) may not necessarily equal the amounts in column (a) (see instructions).)		(a) Revenue and expenses per books	(b) Net investment income	(c) Adjusted net income	(d) Disbursements for charitable purposes (cash basis only)
1	Contributions, gifts, grants, etc., received (attach schedule)				
2	Check <input checked="" type="checkbox"/> if the foundation is not required to attach Sch B.				
3	Interest on savings and temporary cash investments				
4	Dividends and interest from securities	70,892.	69,124.		
5a	Gross rents				
b	Net rental income or (loss)				
6a	Net gain or (loss) from sale of assets not on line 10	44,109.			
b	Gross sales price for all assets on line 6a	44,109			
7	Capital gain net income (from Part IV, line 2)		44,109.		
8	Net short-term capital gain				
9	Income modifications				
10a	Gross sales less returns and allowances				
b	Less Cost of goods sold				
c	Gross profit or (loss) (attach schedule)				
11	Other income (attach schedule)	3,722.			STMT 1
12	Total. Add lines 1 through 11	118,723.	113,233.		
13	Compensation of officers, directors, trustees, etc.	40,478.	24,287.		16,191.
14	Other employee salaries and wages		NONE	NONE	
15	Pension plans, employee benefits		NONE	NONE	
16a	Legal fees (attach schedule)				
b	Accounting fees (attach schedule)				
c	Other professional fees (attach schedule)				
17	Interest				
18	Taxes (attach schedule) (see instructions)	6,423.	1,423.		
19	Depreciation (attach schedule) and depletion				
20	Occupancy				
21	Travel, conferences, and meetings		NONE	NONE	
22	Printing and publications		NONE	NONE	
23	Other expenses (attach schedule)	250.			250.
24	Total operating and administrative expenses. Add lines 13 through 23.	47,151.	25,710.	NONE	16,441.
25	Contributions, gifts, grants paid	135,000.			135,000.
26	Total expenses and disbursements. Add lines 24 and 25	182,151.	25,710.	NONE	151,441.
27	Subtract line 26 from line 12.				
a	Excess of revenue over expenses and disbursements	-63,428.			
b	Net investment income (if negative, enter -0-)		87,523.		
c	Adjusted net income (if negative, enter -0-).				

Part II Balance Sheets		Attached schedules and amounts in the description column should be for end-of-year amounts only (See instructions)			
		Beginning of year	End of year		
		(a) Book Value	(b) Book Value	(c) Fair Market Value	
Assets	1	Cash - non-interest-bearing	8,764.	8,138.	8,138.
	2	Savings and temporary cash investments	143,617.	80,815.	80,815.
	3	Accounts receivable ▶			
		Less allowance for doubtful accounts ▶			
	4	Pledges receivable ▶			
		Less allowance for doubtful accounts ▶			
	5	Grants receivable			
	6	Receivables due from officers, directors, trustees, and other disqualified persons (attach schedule) (see instructions)			
	7	Other notes and loans receivable (attach schedule) ▶			
		Less allowance for doubtful accounts ▶	NONE		
	8	Inventories for sale or use			
	9	Prepaid expenses and deferred charges			
	10a	Investments - U.S. and state government obligations (attach schedule)			
	b	Investments - corporate stock (attach schedule)	1,266,390.	1,266,136.	1,404,774.
	c	Investments - corporate bonds (attach schedule)	705,658.	705,658.	648,851.
	11	Investments - land, buildings, and equipment basis ▶			
	Less accumulated depreciation ▶ (attach schedule)				
12	Investments - mortgage loans				
13	Investments - other (attach schedule)	418,456.	418,261.	361,535.	
14	Land, buildings, and equipment basis ▶				
	Less accumulated depreciation ▶ (attach schedule)				
15	Other assets (describe ▶)				
16	Total assets (to be completed by all filers - see the instructions. Also, see page 1, item I)	2,542,885.	2,479,008.	2,504,113.	
Liabilities	17	Accounts payable and accrued expenses			
	18	Grants payable			
	19	Deferred revenue			
	20	Loans from officers, directors, trustees, and other disqualified persons			
	21	Mortgages and other notes payable (attach schedule)			
	22	Other liabilities (describe ▶)			
23	Total liabilities (add lines 17 through 22)		NONE		
Net Assets or Fund Balances	Foundations that follow SFAS 117, check here ▶ <input type="checkbox"/>				
	and complete lines 24 through 26 and lines 30 and 31.				
	24	Unrestricted			
	25	Temporarily restricted			
	26	Permanently restricted			
	Foundations that do not follow SFAS 117, check here ▶ <input checked="" type="checkbox"/>				
	and complete lines 27 through 31.				
	27	Capital stock, trust principal, or current funds	2,542,885.	2,479,008.	
28	Paid-in or capital surplus, or land, bldg, and equipment fund				
29	Retained earnings, accumulated income, endowment, or other funds				
30	Total net assets or fund balances (see instructions)	2,542,885.	2,479,008.		
31	Total liabilities and net assets/fund balances (see instructions)	2,542,885.	2,479,008.		

Part III Analysis of Changes in Net Assets or Fund Balances		
1	Total net assets or fund balances at beginning of year - Part II, column (a), line 30 (must agree with end-of-year figure reported on prior year's return)	1 2,542,885.
2	Enter amount from Part I, line 27a	2 -63,428.
3	Other increases not included in line 2 (itemize) ▶	3
4	Add lines 1, 2, and 3	4 2,479,457.
5	Decreases not included in line 2 (itemize) ▶ COST BASIS ADJUSTMENT	5 449.
6	Total net assets or fund balances at end of year (line 4 minus line 5) - Part II, column (b), line 30	6 2,479,008.

Part IV Capital Gains and Losses for Tax on Investment Income

(a) List and describe the kind(s) of property sold (e.g., real estate, 2-story brick warehouse, or common stock, 200 shs MLC Co.)				(b) How acquired P - Purchase D - Donation	(c) Date acquired (mo., day, yr.)	(d) Date sold (mo., day, yr.)
1a PUBLICLY TRADED SECURITIES						
b						
c						
d						
e						
(e) Gross sales price	(f) Depreciation allowed (or allowable)	(g) Cost or other basis plus expense of sale	(h) Gain or (loss) (e) plus (f) minus (g)			
a 44,109.			44,109.			
b						
c						
d						
e						
Complete only for assets showing gain in column (h) and owned by the foundation on 12/31/69						
(i) F.M.V. as of 12/31/69	(j) Adjusted basis as of 12/31/69	(k) Excess of col (i) over col. (j), if any	(l) Gains (Col. (h) gain minus col. (k), but not less than -0-) or Losses (from col (h))			
a			44,109.			
b						
c						
d						
e						
2 Capital gain net income or (net capital loss) { If gain, also enter in Part I, line 7 If (loss), enter -0- in Part I, line 7 }				2	44,109.	
3 Net short-term capital gain or (loss) as defined in sections 1222(5) and (6): If gain, also enter in Part I, line 8, column (c) (see instructions). If (loss), enter -0- in Part I, line 8 }				3		

Part V Qualification Under Section 4940(e) for Reduced Tax on Net Investment Income

(For optional use by domestic private foundations subject to the section 4940(a) tax on net investment income.)

If section 4940(d)(2) applies, leave this part blank.

Was the foundation liable for the section 4942 tax on the distributable amount of any year in the base period? Yes No
If "Yes," the foundation does not qualify under section 4940(e). Do not complete this part.

1 Enter the appropriate amount in each column for each year; see the instructions before making any entries.

(a) Base period years Calendar year (or tax year beginning in)	(b) Adjusted qualifying distributions	(c) Net value of noncharitable-use assets	(d) Distribution ratio (col. (b) divided by col. (c))
2014	136,906.	2,787,321.	0.049117
2013	126,707.	2,716,192.	0.046649
2012	101,235.	2,595,639.	0.039002
2011	1,862.	2,503,243.	0.000744
2010			

2 Total of line 1, column (d)	2	0.135512
3 Average distribution ratio for the 5-year base period - divide the total on line 2 by 5, or by the number of years the foundation has been in existence if less than 5 years	3	0.033878
4 Enter the net value of noncharitable-use assets for 2015 from Part X, line 5	4	2,672,419.
5 Multiply line 4 by line 3	5	90,536.
6 Enter 1% of net investment income (1% of Part I, line 27b)	6	875.
7 Add lines 5 and 6	7	91,411.
8 Enter qualifying distributions from Part XII, line 4 If line 8 is equal to or greater than line 7, check the box in Part VI, line 1b, and complete that part using a 1% tax rate. See the Part VI instructions.	8	151,441.

Part VI Excise Tax Based on Investment Income (Section 4940(a), 4940(b), 4940(e), or 4948 - see instructions)

Table with 11 rows for excise tax calculations. Includes fields for exempt foundations, tax under section 511, add lines 1 and 2, subtitle A tax, tax based on investment income, credits/payments (6a-6d), total credits, penalty, tax due, overpayment, and amount of line 10 to be credited to 2016 estimated tax.

Part VII-A Statements Regarding Activities

Table with 10 rows for statements regarding activities. Includes questions about influencing legislation, political purposes, Form 1120-POL filing, tax on political expenditures, reimbursement, IRS reporting, changes in governing instruments, unrelated business income, tax return filing, liquidation, section 508(e) requirements, assets, states reported to, Form 990-PF distribution, private operating foundation status, and substantial contributors.

Part VII-A Statements Regarding Activities (continued)

11 At any time during the year, did the foundation, directly or indirectly, own a controlled entity within the meaning of section 512(b)(13)? If "Yes," attach schedule (see instructions) 11 Yes No X
12 Did the foundation make a distribution to a donor advised fund over which the foundation or a disqualified person had advisory privileges? If "Yes," attach statement (see instructions) 12 Yes No X
13 Did the foundation comply with the public inspection requirements for its annual returns and exemption application? Website address N/A 13 Yes X No
14 The books are in care of JPMorgan Chase Bank, N.A. Telephone no. (866) 888-5157 Located at 10 S DEARBORN ST; MC; IL 1-0117, CHICAGO, IL ZIP+4 60603
15 Section 4947(a)(1) nonexempt charitable trusts filing Form 990-PF in lieu of Form 1041 - Check here 15 and enter the amount of tax-exempt interest received or accrued during the year
16 At any time during calendar year 2015, did the foundation have an interest in or a signature or other authority over a bank, securities, or other financial account in a foreign country? 16 Yes No X
See the instructions for exceptions and filing requirements for FinCEN Form 114 If "Yes," enter the name of the foreign country

Part VII-B Statements Regarding Activities for Which Form 4720 May Be Required

File Form 4720 if any item is checked in the "Yes" column, unless an exception applies.

1a During the year did the foundation (either directly or indirectly). (1) Engage in the sale or exchange, or leasing of property with a disqualified person? Yes No X (2) Borrow money from, lend money to, or otherwise extend credit to (or accept it from) a disqualified person? Yes No X (3) Furnish goods, services, or facilities to (or accept them from) a disqualified person? Yes No X (4) Pay compensation to, or pay or reimburse the expenses of, a disqualified person? X Yes No (5) Transfer any income or assets to a disqualified person (or make any of either available for the benefit or use of a disqualified person)? Yes No X (6) Agree to pay money or property to a government official? (Exception. Check "No" if the foundation agreed to make a grant to or to employ the official for a period after termination of government service, if terminating within 90 days) Yes No X
b If any answer is "Yes" to 1a(1)-(6), did any of the acts fail to qualify under the exceptions described in Regulations section 53.4941(d)-3 or in a current notice regarding disaster assistance (see instructions)? 1b Yes No X Organizations relying on a current notice regarding disaster assistance check here
c Did the foundation engage in a prior year in any of the acts described in 1a, other than excepted acts, that were not corrected before the first day of the tax year beginning in 2015? 1c Yes No X
2 Taxes on failure to distribute income (section 4942) (does not apply for years the foundation was a private operating foundation defined in section 4942(j)(3) or 4942(j)(5))
a At the end of tax year 2015, did the foundation have any undistributed income (lines 6d and 6e, Part XIII) for tax year(s) beginning before 2015? Yes No X If "Yes," list the years
b Are there any years listed in 2a for which the foundation is not applying the provisions of section 4942(a)(2) (relating to incorrect valuation of assets) to the year's undistributed income? (If applying section 4942(a)(2) to all years listed, answer "No" and attach statement - see instructions) 2b Yes No X
c If the provisions of section 4942(a)(2) are being applied to any of the years listed in 2a, list the years here.
3a Did the foundation hold more than a 2% direct or indirect interest in any business enterprise at any time during the year? Yes No X
b If "Yes," did it have excess business holdings in 2015 as a result of (1) any purchase by the foundation or disqualified persons after May 26, 1969; (2) the lapse of the 5-year period (or longer period approved by the Commissioner under section 4943(c)(7)) to dispose of holdings acquired by gift or bequest, or (3) the lapse of the 10-, 15-, or 20-year first phase holding period? (Use Schedule C, Form 4720, to determine if the foundation had excess business holdings in 2015) 3b Yes No X
4a Did the foundation invest during the year any amount in a manner that would jeopardize its charitable purposes? 4a Yes No X
b Did the foundation make any investment in a prior year (but after December 31, 1969) that could jeopardize its charitable purpose that had not been removed from jeopardy before the first day of the tax year beginning in 2015? 4b Yes No X

Part VII-B Statements Regarding Activities for Which Form 4720 May Be Required (continued)

5a During the year did the foundation pay or incur any amount to:

(1) Carry on propaganda, or otherwise attempt to influence legislation (section 4945(e))?. Yes No

(2) Influence the outcome of any specific public election (see section 4955); or to carry on, directly or indirectly, any voter registration drive?. Yes No

(3) Provide a grant to an individual for travel, study, or other similar purposes?. Yes No

(4) Provide a grant to an organization other than a charitable, etc., organization described in section 4945(d)(4)(A)? (see instructions). Yes No

(5) Provide for any purpose other than religious, charitable, scientific, literary, or educational purposes, or for the prevention of cruelty to children or animals?. Yes No

b If any answer is "Yes" to 5a(1)-(5), did any of the transactions fail to qualify under the exceptions described in Regulations section 53.4945 or in a current notice regarding disaster assistance (see instructions)? Yes No
Organizations relying on a current notice regarding disaster assistance check here

c If the answer is "Yes" to question 5a(4), does the foundation claim exemption from the tax because it maintained expenditure responsibility for the grant? Yes No
If "Yes," attach the statement required by Regulations section 53.4945-5(d).

6a Did the foundation, during the year, receive any funds, directly or indirectly, to pay premiums on a personal benefit contract? Yes No

b Did the foundation, during the year, pay premiums, directly or indirectly, on a personal benefit contract? Yes No
If "Yes" to 6b, file Form 8870.

7a At any time during the tax year, was the foundation a party to a prohibited tax shelter transaction?. Yes No

b If "Yes," did the foundation receive any proceeds or have any net income attributable to the transaction? Yes No

Part VIII Information About Officers, Directors, Trustees, Foundation Managers, Highly Paid Employees, and Contractors

1 List all officers, directors, trustees, foundation managers and their compensation (see instructions).

(a) Name and address	(b) Title, and average hours per week devoted to position	(c) Compensation (if not paid, enter -0-)	(d) Contributions to employee benefit plans and deferred compensation	(e) Expense account, other allowances
JP MORGAN CHASE BANK.N.A. 10 S DEARBORN ST; MC; IL 1-0117, CHICAGO, IL 60603	TRUSTEE 2	35,888.	-0-	-0-
Benjamin Hering Esq 270 Park Ave. Fl 16, NEW YORK, NY 10017	trustee 2	4,590.	-0-	-0-

2 Compensation of five highest-paid employees (other than those included on line 1 - see instructions). If none, enter "NONE."

(a) Name and address of each employee paid more than \$50,000	(b) Title, and average hours per week devoted to position	(c) Compensation	(d) Contributions to employee benefit plans and deferred compensation	(e) Expense account, other allowances
NONE		NONE	NONE	NONE

Total number of other employees paid over \$50,000 **NONE**

Part VIII Information About Officers, Directors, Trustees, Foundation Managers, Highly Paid Employees, and Contractors (continued)

3 Five highest-paid independent contractors for professional services (see instructions). If none, enter "NONE."

(a) Name and address of each person paid more than \$50,000	(b) Type of service	(c) Compensation
NONE		NONE
Total number of others receiving over \$50,000 for professional services		NONE

Part IX-A Summary of Direct Charitable Activities

List the foundation's four largest direct charitable activities during the tax year. Include relevant statistical information such as the number of organizations and other beneficiaries served, conferences convened, research papers produced, etc.	Expenses
1 NONE	
2	
3	
4	

Part IX-B Summary of Program-Related Investments (see instructions)

Describe the two largest program-related investments made by the foundation during the tax year on lines 1 and 2.	Amount	
1 NONE		
2		
All other program-related investments See instructions.		
3 NONE		
Total. Add lines 1 through 3		

Part X Minimum Investment Return (All domestic foundations must complete this part. Foreign foundations, see instructions.)

1	Fair market value of assets not used (or held for use) directly in carrying out charitable, etc., purposes:		
a	Average monthly fair market value of securities	1a	2,679,880.
b	Average of monthly cash balances	1b	33,236.
c	Fair market value of all other assets (see instructions).	1c	NONE
d	Total (add lines 1a, b, and c)	1d	2,713,116.
e	Reduction claimed for blockage or other factors reported on lines 1a and 1c (attach detailed explanation)	1e	
2	Acquisition indebtedness applicable to line 1 assets	2	NONE
3	Subtract line 2 from line 1d	3	2,713,116.
4	Cash deemed held for charitable activities. Enter 1 1/2% of line 3 (for greater amount, see instructions).	4	40,697.
5	Net value of noncharitable-use assets. Subtract line 4 from line 3. Enter here and on Part V, line 4	5	2,672,419.
6	Minimum investment return. Enter 5% of line 5	6	133,621.

Part XI Distributable Amount (see instructions) (Section 4942(j)(3) and (j)(5) private operating foundations and certain foreign organizations check here and do not complete this part.)

1	Minimum investment return from Part X, line 6	1	133,621.
2a	Tax on investment income for 2015 from Part VI, line 5	2a	875.
b	Income tax for 2015. (This does not include the tax from Part VI.)	2b	
c	Add lines 2a and 2b	2c	875.
3	Distributable amount before adjustments. Subtract line 2c from line 1	3	132,746.
4	Recoveries of amounts treated as qualifying distributions	4	NONE
5	Add lines 3 and 4	5	132,746.
6	Deduction from distributable amount (see instructions).	6	NONE
7	Distributable amount as adjusted. Subtract line 6 from line 5. Enter here and on Part XIII, line 1	7	132,746.

Part XII Qualifying Distributions (see instructions)

1	Amounts paid (including administrative expenses) to accomplish charitable, etc., purposes:		
a	Expenses, contributions, gifts, etc. - total from Part I, column (d), line 26	1a	151,441.
b	Program-related investments - total from Part IX-B	1b	
2	Amounts paid to acquire assets used (or held for use) directly in carrying out charitable, etc., purposes	2	NONE
3	Amounts set aside for specific charitable projects that satisfy the:		
a	Suitability test (prior IRS approval required)	3a	NONE
b	Cash distribution test (attach the required schedule)	3b	NONE
4	Qualifying distributions. Add lines 1a through 3b. Enter here and on Part V, line 8, and Part XIII, line 4	4	151,441.
5	Foundations that qualify under section 4940(e) for the reduced rate of tax on net investment income. Enter 1% of Part I, line 27b (see instructions)	5	875.
6	Adjusted qualifying distributions. Subtract line 5 from line 4	6	150,566.

Note. The amount on line 6 will be used in Part V, column (b), in subsequent years when calculating whether the foundation qualifies for the section 4940(e) reduction of tax in those years.

Part XIII Undistributed Income (see instructions)

	(a) Corpus	(b) Years prior to 2014	(c) 2014	(d) 2015
1 Distributable amount for 2015 from Part XI, line 7				132,746.
2 Undistributed income, if any, as of the end of 2015				
a Enter amount for 2014 only.			128,347.	
b Total for prior years. 20 <u>13</u> , 20 <u> </u> , 20 <u> </u>		NONE		
3 Excess distributions carryover, if any, to 2015.				
a From 2010	NONE			
b From 2011	NONE			
c From 2012	NONE			
d From 2013	NONE			
e From 2014	NONE			
f Total of lines 3a through e	NONE			
4 Qualifying distributions for 2015 from Part XII, line 4 ▶ \$ <u>151,441.</u>				
a Applied to 2014, but not more than line 2a			128,347.	
b Applied to undistributed income of prior years (Election required - see instructions)		NONE		
c Treated as distributions out of corpus (Election required - see instructions)	NONE			
d Applied to 2015 distributable amount				23,094.
e Remaining amount distributed out of corpus	NONE			
5 Excess distributions carryover applied to 2015 . (If an amount appears in column (d), the same amount must be shown in column (a))	NONE			NONE
6 Enter the net total of each column as indicated below:				
a Corpus. Add lines 3f, 4c, and 4e. Subtract line 5	NONE			
b Prior years' undistributed income. Subtract line 4b from line 2b.		NONE		
c Enter the amount of prior years' undistributed income for which a notice of deficiency has been issued, or on which the section 4942(a) tax has been previously assessed		NONE		
d Subtract line 6c from line 6b. Taxable amount - see instructions		NONE		
e Undistributed income for 2014. Subtract line 4a from line 2a. Taxable amount - see instructions				
f Undistributed income for 2015. Subtract lines 4d and 5 from line 1 This amount must be distributed in 2016.				109,652.
7 Amounts treated as distributions out of corpus to satisfy requirements imposed by section 170(b)(1)(F) or 4942(g)(3) (Election may be required - see instructions)	NONE			
8 Excess distributions carryover from 2010 not applied on line 5 or line 7 (see instructions)	NONE			
9 Excess distributions carryover to 2016. Subtract lines 7 and 8 from line 6a	NONE			
10 Analysis of line 9:				
a Excess from 2011	NONE			
b Excess from 2012	NONE			
c Excess from 2013	NONE			
d Excess from 2014	NONE			
e Excess from 2015	NONE			

Part XIV Private Operating Foundations (see instructions and Part VII-A, question 9)

NOT APPLICABLE

1a If the foundation has received a ruling or determination letter that it is a private operating foundation, and the ruling is effective for 2015, enter the date of the ruling

b Check box to indicate whether the foundation is a private operating foundation described in section 4942(j)(3) or 4942(j)(5)

Table with 5 columns: (a) 2015, (b) 2014, (c) 2013, (d) 2012, (e) Total. Rows include 2a (Adjusted net income), 2b (85% of line 2a), 2c (Qualifying distributions from Part XII), 2d (Amounts included in line 2c not used directly for active conduct of exempt activities), 2e (Qualifying distributions made directly for active conduct of exempt activities), 3 (Alternative tests: Assets, Endowment, Support).

Part XV Supplementary Information (Complete this part only if the foundation had \$5,000 or more in assets at any time during the year - see instructions.)

1 Information Regarding Foundation Managers:
a List any managers of the foundation who have contributed more than 2% of the total contributions received by the foundation before the close of any tax year (but only if they have contributed more than \$5,000). (See section 507(d)(2).)
NONE

b List any managers of the foundation who own 10% or more of the stock of a corporation (or an equally large portion of the ownership of a partnership or other entity) of which the foundation has a 10% or greater interest.
NONE

2 Information Regarding Contribution, Grant, Gift, Loan, Scholarship, etc., Programs:
Check here [X] if the foundation only makes contributions to preselected charitable organizations and does not accept unsolicited requests for funds. If the foundation makes gifts, grants, etc. (see instructions) to individuals or organizations under other conditions, complete items 2a, b, c, and d.

a The name, address, and telephone number or e-mail address of the person to whom applications should be addressed:

b The form in which applications should be submitted and information and materials they should include

c Any submission deadlines:

d Any restrictions or limitations on awards, such as by geographical areas, charitable fields, kinds of institutions, or other factors

Part XV Supplementary Information (continued)

3 Grants and Contributions Paid During the Year or Approved for Future Payment

Recipient Name and address (home or business)	If recipient is an individual, show any relationship to any foundation manager or substantial contributor	Foundation status of recipient	Purpose of grant or contribution	Amount
a Paid during the year				
Ramaz School 114 EAST 85 TH STREET New York NY 10028	NONE	PC	GENERAL	10,000.
Salanter Akiba Riverdale Academy 655 WEST 254TH STREET Riverdale NY 10471	NONE	PC	GENERAL	15,000.
Yeshivat Chovevei Torah Rabbinical 3700 HENRY HUDSON PARKWAY 2ND FL Riverdale N	NONE	PC	GENERAL	10,000.
Matan Inc 333 MAMARONECK AVE. PMB 342 White Plains NY	NONE	PC	GENERAL	25,000.
FRIENDS OF THE SHEFA SCHOOL 180 AMSTERDAM AVE NEWYORK NY 10023	NONE	PC	GENERAL	75,000.
Total ▶ 3a				135,000.
b Approved for future payment				
Total ▶ 3b				

FORM 990PF, PART I - OTHER INCOME
=====

DESCRIPTION -----	REVENUE AND EXPENSES PER BOOKS -----
TAX REFUND	2,771.
DEFERRED INCOME	951.

TOTALS	3,722.
	=====

TAXES
 =====

	REVENUE AND EXPENSES PER BOOKS -----	NET INVESTMENT INCOME -----
PRIOR YE	5,000.	
IFIED FOR	1,275.	1,275.
QUALIFIED	148.	148.
	-----	-----
TOTALS	6,423.	1,423.
	=====	=====

OTHER EXPENSES
=====

REVENUE
AND
EXPENSES
PER BOOKS

CHARITABLE
PURPOSES

250.

250.

TOTALS

250.
=====

250.
=====



JPMorgan Chase Bank, N.A.
 270 Park Avenue, New York, NY 10017-2014

THE JACOB SILVERMAN CHARITABLE TRUST
 For the

Fiduciary Account

J.P. Morgan Team		
Jose Diaz	T & E Officer	212/648-1494
Fern Oppenheimer Silverstein	T & E Administrator	212/648-1495
Thomas Kluttz III	Portfolio Manager	614/865-1054
Jose Diaz	Client Service Team	212/648-1495
Fern Oppenheimer Silverstein	Client Service Team	
Online access		www.jpmorganonline.com

Table of Contents	Page
Account Summary	2
Holdings	
Equity	5
Alternative Assets	10
Cash & Fixed Income	12
Portfolio Activity	15

Client News

Please review the information on conflicts of interest at the end of this statement.

Information on Structured Discretionary Trust Portfolio
 Effective September 22, 2015, the Trust is no longer a discretionary trustee for the Trust or its affiliates no longer are purchase, or a product fee change does not affect the Trust. These disclosures are embedded in the structure of the Trust.

Please see disclosures located at the end of this statement package for important information relating to each J.P.Morgan account(s)

J.P.Morgan

0000006309 15 0 15 00004 SCHMIHA 20160105

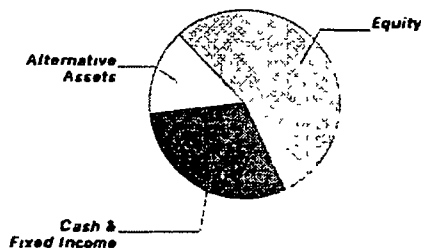


THE JACOB SILVERMAN CHARITABLE TRUST ACCT. P20403005
For the Period 1/1/15 to 12/31/15

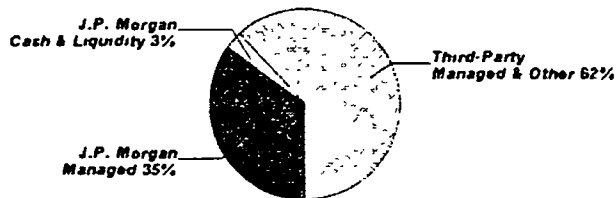
Beginning Market Value	Ending Market Value	Change In Value	Estimated Annual Income	Current Allocation
32,860.20	1,404,773.50	(88,086.70)	27,940.42	55%
30,732.70	361,534.73	(29,197.97)	11,278.89	15%
21,986.62	729,666.08	(92,320.54)	24,787.50	30%
35,579.52	\$2,495,974.31	(\$209,605.21)	\$64,006.81	100%

Beginning Market Value	Ending Market Value	Change In Value
8,763.95	8,137.67	(626.28)
697.80	742.26	44.46
\$9,461.75	\$8,879.93	(\$581.82)

Asset Allocation



Manager Allocation *



unds, other registered funds and hedge funds managed by J.P. Morgan and **Third-Party Managed & Other** includes mutual funds, exchange traded funds, units managed by parties other than J.P. Morgan, separately managed accounts or than J.P. Morgan is the appointed investment advisor; structured products and er than J.P. Morgan, investment conduits investing in non-J.P. Morgan managed iministrator to the conduit; and other investments not managed or issued by ly Funds includes cash, J.P. Morgan deposit sweeps and J.P. Morgan money tion about investment principles and conflicts in the disclosures section



Account Summary CONTINUED

Portfolio Activity	PRINCIPAL		INCOME	
	Current Period Value	Year-to-Date Value	Current Period Value	Year-to-Date Value
Beginning Market Value	2,705,579.52	2,705,579.52	8,763.95	8,763.95
Additions	2,771.00	2,771.00	73,507.58	73,507.58
Withdrawals & Fees	(109,395.70)	(109,395.70)	(144,840.30)	(144,840.30)
Net Additions/Withdrawals	(\$106,624.70)	(\$106,624.70)	(\$71,332.72)	(\$71,332.72)
Income			70,706.44	70,706.44
Change In Investment Value	(102,980.51)	(102,980.51)		
Ending Market Value	\$2,495,974.31	\$2,495,974.31	\$8,137.67	\$8,137.67
Accruals	--	--	742.26	742.26
Market Value with Accruals	--	--	\$8,879.93	\$8,879.93

Tax Summary	Current Period Value	Year-to-Date Value
Domestic Dividends/Distributions	68,990.69	68,990.69
Interest Income	7.50	7.50
Taxable Income	\$68,998.19	\$68,998.19
Tax-Exempt Income	1,708.25	1,708.25
Tax-Exempt Income	\$1,708.25	\$1,708.25

	Current Period Value
LT Capital Gain Distributions	43.63
LT Realized Gain/Loss	19.19
Realized Gain/Loss	\$43,82

Unrealized Gain/Loss

J.P.Morgan



THE JACOB SILVERMAN CHARITABLE TRUST ACCT. P20403005
For the Period 1/1/15 to 12/31/15

CONTINUED

Cost
1,266,136.29
786,472.95
\$2,052,609.24



Equity Summary

Asset Categories	Beginning Market Value	Ending Market Value	Change In Value	Current Allocation
US Large Cap Equity	586,885.30	560,674.77	(26,210.53)	22%
US Mid Cap Equity	159,195.78	137,357.54	(21,838.24)	6%
EAFE Equity	489,789.67	459,528.96	(30,260.71)	18%
European Large Cap Equity	50,103.96	47,685.28	(2,418.68)	2%
Japanese Large Cap Equity	31,651.79	31,945.41	293.62	1%
Asia ex-Japan Equity	86,190.61	83,407.85	(2,782.76)	3%
Emerging Market Equity	30,037.54	26,682.76	(3,354.78)	1%
Global Equity	59,005.55	57,490.93	(1,514.62)	2%
Total Value	\$1,492,860.20	\$1,404,773.50	(\$88,086.70)	55%

Asset Categories

Emerging Market Equity
Japanese Large Cap Equity
European Large Cap Equity
Global Equity
Asia ex-Japan Equity
US Mid Cap Equity

Market Value/Cost	Current Period Value
Market Value	1,404,773.50
Tax Cost	1,266,136.29
Unrealized Gain/Loss	138,637.21
Estimated Annual Income	27,940.42
Accrued Dividends	728.14
Yield	1.98%

Equity as a percentage of total assets

J.P.Morgan



THE JACOB SILVERMAN CHARITABLE TRUST ACCT. P20403005
For the Period 1/1/15 to 12/31/15

Price	Quantity	Value	<u>Adjusted Tax Cost</u> <u>Original Cost</u>	Unrealized Gain/Loss	<u>Est. Annual Inc</u> <u>Accrued Div.</u>	Yield
16.58	3,517.638	58,322.44	46,837.39	11,485.05	1,558.31	2.67%
34.37	696.362	23,933.96	23,920.04	13.92	162.25	0.68%
35.60	2,113.377	75,236.22	52,897.83	22,338.39	629.78	0.84%
28.09	4,678.854	131,429.01	84,152.07	47,276.94	2,002.54	1.52%
37.03	1,640.243	60,738.20	52,897.83	7,840.37	1,458.17	2.40%
15.25	5,802.562	88,489.07	77,000.00	11,489.07	1,433.23	1.62%
203.87	601.000	122,525.87	77,288.60	45,237.27	2,527.80 728.14	2.06%
		\$560,674.77	\$414,993.76	\$145,681.01	\$9,772.08 \$728.14	1.74%
35.10	1,758.682	61,729.74	59,462.54	2,267.20	112.55	0.18%
139.32	269.000	37,477.08	25,460.85	12,016.23	585.07	1.56%



THE JACOB SILVERMAN CHARITABLE
For the

	Price	Quantity	Value	Adjusted Tax Cost Original Cost	Unrealize Gain/Los
US Mid Cap Equity					
JPM MKT EXP ENH INDEX FD - SEL FUND 3708 4812C1-63-7 PGMI X	10.19	3,743.937	38,150.72	41,819.78	(3,669.06)
Total US Mid Cap Equity			\$137,357.54	\$126,743.17	\$10,614.37
EAFE Equity					
DODGE & COX INTL STOCK FD 256206-10-3 DODF X	36.48	2,602.362	94,934.17	100,186.82	(5,252.65)
ISHARES MSCI EAFE INDEX FUND 464287-46-5 EFA	58.72	1,277.000	74,985.44	77,466.69	(2,481.25)
JPM INTL VALUE FD - INSTL FUND 1375 4812A0-57-3 JNUS X	12.69	5,706.962	72,421.35	79,181.90	(6,760.55)
MANNING & NAPIER WORLD OPPOR 563821-54-5 EXWA X	6.77	11,034.882	74,706.15	97,287.96	(22,581.81)
MFS INTL VALUE-I 55273E-82-2 MINI X	35.72	1,158.159	41,369.44	35,706.03	5,663.41
T ROWE PRICE OVERSEAS STOCK 77956H-75-7 TROS X	8.99	11,247.209	101,112.41	97,527.51	3,584.90
Total EAFE Equity			\$459,528.96	\$487,356.91	(\$27,827.95)

J.P.Morgan



THE JACOB SILVERMAN CHARITABLE TRUST ACCT. P20403005
For the Period 1/1/15 to 12/31/15

Price	Quantity	Value	Adjusted Tax Cost Original Cost	Unrealized Gain/Loss	Est Annual Inc Accrued Div	Yield
49 88	956 000	47,685.28	50,407 58	(2,722.30)	1,550 63	3 25%
10 88	2,936 159	31,945.41	27,717 34	4,228 07	2,786 41	8 72%
15 35	3,733 384	57,307 44	50,746.07	6,561.37	925 87	1 62%
23 52	934 311	21,974 99	20,237.17	1,737 82		
15 26	270 342	4,125.42	4,433 61	(308 19)		
		\$83,407.85	\$75,416.85	\$7,991.00	\$925.87	1.11%
44 62	598 000	26,682.76	25,848.61	834 15	736 73	2 76%



THE JACOB SILVERMAN CHARITABLE

For the

	Price	Quantity	Value	<u>Adjusted Tax Cost</u> <u>Original Cost</u>	Unrealize Gain/Los
Global Equity					
JPM GLBL RES ENH INDEX FD - SEL FUND 3457 46637K-51-3 JEIT X	17.84	3,222.586	57,490.93	57,652.07	(161.14)

J.P.Morgan




THE JACOB SILVERMAN CHARITABLE TRUST ACCT. P20403005
For the Period 1/1/15 to 12/31/15

Summary

Beginning Estimated Value	Ending Estimated Value	Change In Value	Current Allocation
309,700.20	296,917.79	(12,782.41)	12%
81,032.50	64,616.94	(16,415.56)	3%
\$390,732.70	\$361,534.73	(\$29,197.97)	15%

Asset Categories



Alternative Assets as a percentage of your portfolio - 15 %

Detail

Price	Quantity	Estimated Value	Cost
9.05	5,019.685	45,428.15	49,529.74
10.10	9,916.759	100,159.27	110,869.37



	Price	Quantity	Estimated Value	Cost
Hedge Funds				
GATEWAY FD-Y 367829-88-4 GTEY X	29.71	2,882.916	85,651.43	80,721.91
INV BALANCED-RISK ALLOC-Y 00141V-69-7 ABRY X	10.37	3,661.835	37,973.23	46,285.60
THE ARBITRAGE FD-I 03875R-20-5 ARBN X	12.86	2,154.410	27,705.71	27,619.54
Total Hedge Funds			\$296,917.79	\$315,026.16

	Price	Quantity	Estimated Value	Cost	Est. Ar Acq
Hard Assets					
PIMCO COMMODITYPL STRAT-P 72201P-16-7 PCLP X	5.39	5,381.166	29,004.48	55,426.01	
SPDR GOLD SHARES 78463V-10-7 GLD	101.46	351.000	35,612.46	47,809.04	
Total Hard Assets			\$64,616.94	\$103,235.05	

J.P.Morgan

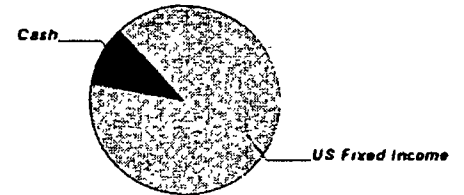


THE JACOB SILVERMAN CHARITABLE TRUST ACCT. P20403005
For the Period 1/1/15 to 12/31/15

Performance Summary

Beginning Market Value	Ending Market Value	Change In Value	Current Allocation
143,616.84	80,815.34	(62,801.50)	3%
678,369.78	648,850.74	(29,519.04)	27%
\$821,986.62	\$729,666.08	(\$92,320.54)	30%

Asset Categories



Current Period Value
729,666.08
786,472.95
(56,806.87)
24,787.50
14.12
3.39%

Cash & Fixed Income as a percentage of your portfolio - 30%

SUMMARY BY TYPE

Market Value	% of Bond Portfolio
729,666.08	100%

Cash & Fixed Income	Market Value	% of Bond Portfolio
Cash	80,815.34	11%
Mutual Funds	600,521.37	83%
Other	48,329.37	6%
Total Value	\$729,666.08	100%

until the bond is scheduled to mature
bonds may be called, or paid in full.



Cash & Fixed Income Detail

	Price	Quantity	Value	Adjusted Tax Cost Original Cost	Unrealiz Gain/Loss
Cash					
JPM TAX FREE MMKT INST SWEEP FD #840 7-Day Annualized Yield. 01%	1 00	80,815 34	80,815 34	80,815 34	
US Fixed Income					
JPM TOTAL RETURN FD - SEL FUND 3218 4812A4-43-5	9.65	29,196 74	281,748 49	305,689 82	(23,941)
JPM HIGH YIELD FD - SEL FUND 3580 4812C0-80-3	6 84	12,872 35	88,046 88	107,097 96	(19,051)
JPM SHORT DURATION BD FD - SEL FUND 3133 4812C1-33-0	10 81	9,099 18	98,362 15	100,000 00	(1,637)
JPM TAX AWARE R/R FD - INSTL FUND 993 4812A2-53-8	9 58	5,044 82	48,329 37	50,952 93	(2,623)
EATON VANCE FLOATING RATE-I 277911-49-1	8 41	7,221.94	60,736 47	65,361.90	(4,625)
RIDGEWORTH SEIX FLOATING-IS 76628U-10-5	8 27	5,679 29	46,967 70	51,000 00	(4,032)

J.P.Morgan



THE JACOB SILVERMAN CHARITABLE TRUST ACCT. P20403005
For the Period 1/1/15 to 12/31/15

Price	Quantity	Value	<u>Adjusted Tax Cost</u> Original Cost	Unrealized Gain/Loss	<u>Est Annual Income</u> Accrued Interest	Yield
9.64	2,558.06	24,659.68	25,555.00	(895.32)	718.81	2.91%
		\$648,850.74	\$705,657.61	(\$56,806.87)	\$24,739.02	3.81%



Portfolio Activity Summary

Transactions	PRINCIPAL		INCOME	
	Current Period Value	Year-To-Date Value*	Current Period Value	Year-To-Date Value*
Beginning Cash Balance	0.00	--	8,763.95	--
INFLOWS				
Income			70,706.44	70,706.44
Contributions	2,771.00	2,771.00	73,507.58	73,507.58
Total Inflows	\$2,771.00	\$2,771.00	\$144,214.02	\$144,214.02
OUTFLOWS **				
Withdrawals	(73,507.58)	(73,507.58)	(135,000.00)	(135,000.00)
Fees & Commissions	(35,888.12)	(35,888.12)	(4,840.30)	(4,840.30)
Tax Payments			(5,000.00)	(5,000.00)
Total Outflows	(\$109,395.70)	(\$109,395.70)	(\$144,840.30)	(\$144,840.30)
SWEEP ACCOUNT ACTIVITY				
Sweep Account Sales	109,308.73	109,308.73		
Sweep Account Purchases	(46,507.23)	(46,507.23)		
Total Sweep Account Activity	\$62,801.50	\$62,801.50	\$0.00	\$0.00
TRADE ACTIVITY				
Settled Sales/Maturities/Redemptions	43,823.20	43,823.20		
Total Trade Activity	\$43,823.20	\$43,823.20	\$0.00	\$0.00
Ending Cash Balance	\$0.00	--	\$8,137.67	--

J.P.Morgan



THE JACOB SILVERMAN CHARITABLE TRUST ACCT. P20403005
For the Period 1/1/15 to 12/31/15

Summary

Current Period Value	Year-To-Date Value*
(448.65)	(448.65)
(\$448.65)	(\$448.65)

* a calendar year basis .
a HIGH COST method for relieving assets

Detail

Description	Quantity Cost	Per Unit Amount	PRINCIPAL Amount	INCOME Amount
TAX FREE MMKT INST SWEEP FD #840 (370994-96-9)				15.71
OSIT SWEEP INTEREST FOR 12/01/14 - 12/31/14 3% RATE ON AVG COLLECTED BALANCE OF 234.89 AS OF 01/01/15				1.02
LEN HIGH DIVIDEND EQ-I 12/30/14 SHORT TERM CAPITAL GAINS AS OF 12/30/14 (ID. 230001-40-6)	3,517.638			0.95
LEN HIGH DIVIDEND EQ-I 12/30/14 INCOME DIVIDEND @ 0.028 PER SHARE AS OF 12/30/14 (230001-40-6)	3,517.638	0.028		99.51



INFLOWS & OUTFLOWS

Settle Date	Type Selection Method	Description	Quantity Cost	Per Unit Amount
1/2	Div Domestic	EATON VANCE FLOATING RATE-I 12/31/14 INCOME DIVIDEND @ 0.031 PER SHARE AS OF 12/31/14 (ID: 277911-49-1)	7,221.935	0.031
1/2	Div Domestic	EATON VANCE FLOATING-RATE ADVANTAGE I 12/31/14 INCOME DIVIDEND @ 0.047 PER SHARE AS OF 12/31/14 (ID: 277923-63-7)	9,916.759	0.047
1/2	Div Domestic	HARTFORD CAPITAL APPREC-I 12/30/14 INCOME DIVIDEND @ 0.254 PER SHARE AS OF 12/30/14 (ID: 416649-30-9)	696.362	0.254
1/2	Div Domestic	VANGUARD INTM TRM INV G-ADM 01/02/15 INCOME DIVIDEND @ 0.026 PER SHARE (ID: 922031-81-0)	2,558.058	0.026
1/5	Div Domestic	RIDGEWORTH SEIX FLOATING-I 01/02/15 INCOME DIVIDEND @ 0.033 PER SHARE AS OF 01/02/15 (ID: 76628T-67-8)	5,679.287	0.033
1/8	Div Domestic	JPM GLBL RES ENH INDEX FD - SEL FUND 3457 DEC ACCOUNT FEE OFFSET FROM JPMORGAN FOR USE OF AFFILIATED FUNDS (ID: 46637K-51-3)	3,222.586	0.005
1/8	Div Domestic	JPM INTL VALUE FD - INSTL FUND 1375 DEC ACCOUNT FEE OFFSET FROM JPMORGAN FOR USE OF AFFILIATED FUNDS (ID: 4812A0-57-3)	5,706.962	0.009
1/8	Div Domestic	JPM TAX AWARE EQ FD - INSTL FUND 1236 DEC ACCOUNT FEE OFFSET FROM JPMORGAN FOR USE OF AFFILIATED FUNDS (ID: 4812A1-65-4)	4,678.854	0.013
1/8	Tax-Exempt Income	JPM TAX AWARE R/R FD - INSTL FUND 993 DEC ACCOUNT FEE OFFSET FROM JPMORGAN FOR USE OF AFFILIATED FUNDS (ID: 4812A2-53-8)	5,044.819	0.004
1/8	Div Domestic	JPM TOTAL RETURN FD - SEL FUND 3218 DEC ACCOUNT FEE OFFSET FROM JPMORGAN FOR USE OF AFFILIATED FUNDS (ID: 4812A4-43-5)	29,196.735	0.003

J.P.Morgan



THE JACOB SILVERMAN CHARITABLE TRUST ACCT. P20403005
For the Period 1/1/15 to 12/31/15

Description	Quantity Cost	Per Unit Amount	PRINCIPAL Amount	INCOME Amount
LARGE CAP GRWTH FD - SEL FUND 3118 DEC MONTHLY FEE OFFSET FROM JPMORGAN FOR USE OF AFFILIATED FUNDS (ID. 4812C0-53-0)	2,113 377	0.024		51.31
HIGH YIELD FD - SEL FUND 3580 DEC ACCOUNT MONTHLY FEE OFFSET FROM JPMORGAN FOR USE OF AFFILIATED FUNDS (ID: 4812C0-80-3)	12,872 351	0.004		57.51
SHORT DURATION BD FD - SEL FUND 3133 DEC MONTHLY FEE OFFSET FROM JPMORGAN FOR USE OF AFFILIATED FUNDS (ID 4812C1-33-0)	9,099 181	0.004		40.48
MKT EXP ENH INDEX FD - SEL FUND 3708 DEC MONTHLY FEE OFFSET FROM JPMORGAN FOR USE OF AFFILIATED FUNDS (ID 4812C1-63-7)	3,743 937	0.005		17.33
JPMORGAN CHASE TRUST FEE FOR THE PERIOD 01-15-2014 TO 01-15-2015 ON ADJUSTED MV OF \$7,747.82 PRINC \$9,086.71 PRORATED BASE FEE OF \$2.50			(9,086.71)	
BENJAMIN HERING ESQ CO-TRUSTEE FEE FOR THE PERIOD 10-16-2014 TO 01-15-2015 ON ADJUSTED MV OF \$5,579.52 INC \$2,359.90 TREASURERS CHECK NO. 1398616				(2,359.90)
RUSSELL 2000 S&P 500 ETF TRUST @ 1.13492 PER SHARE (ID 8462F-10-3)	601.000	1.135		682.09
TAX AWARE R/R FD - INSTL FUND 993 @ 0.024 PER SHARE (ID 4812A2-53-8)	5,044 819	0.024		121.08
TOTAL RETURN FD - SEL FUND 3218 @ 0.006 PER SHARE (ID 4812A4-43-5)	29,196.735	0.006		175.18
HIGH YIELD FD - SEL FUND 3580 @ 0.036 PER SHARE (ID 4812C0-80-3)	12,872 351	0.036		463.40



INFLOWS & OUTFLOWS

Settle Date	Type Selection Method	Description	Quantity Cost	Per Unit Amount
1/30	Div Domestic	JPM SHORT DURATION BD FD - SEL FUND 3133 @ 0.008 PER SHARE (ID 4812C1-33-0)	9,099.181	0.008
1/30	Div Domestic	EATON VANCE GLOBAL MACRO-I 01/29/15 INCOME DIVIDEND @ 0.033 PER SHARE AS OF 01/29/15 (ID 277923-72-8)	5,019.685	0.033
2/2	Tax-Exempt Income	JPM TAX FREE MMKT INST SWEEP FD #840 (ID: 870994-96-9)		
2/2	Interest Income	DEPOSIT SWEEP INTEREST FOR 01/01/15 - 01/31/15 @ 03% RATE ON AVG COLLECTED BALANCE OF \$9,267.66 AS OF 02/01/15		
2/2	Div Domestic	CULLEN HIGH DIVIDEND EQ-I 01/29/15 INCOME DIVIDEND @ 0.008 PER SHARE AS OF 01/29/15 (ID. 230001-40-6)	3,517.638	0.008
2/2	Div Domestic	EATON VANCE FLOATING RATE-I 01/30/15 INCOME DIVIDEND @ 0.029 PER SHARE AS OF 01/30/15 (ID: 277911-49-1)	7,221.935	0.029
2/2	Div Domestic	EATON VANCE FLOATING-RATE ADVANTAGE I 01/30/15 INCOME DIVIDEND @ 0.044 PER SHARE AS OF 01/30/15 (ID. 277923-63-7)	9,916.759	0.044
2/2	Div Domestic	VANGUARD INTM TRM INV G-ADM 02/02/15 INCOME DIVIDEND @ 0.026 PER SHARE (ID: 922031-81-0)	2,558.058	0.026
2/3	Div Domestic	RIDGEWORTH SEIX FLOATING-I 02/02/15 INCOME DIVIDEND @ 0.033 PER SHARE AS OF 02/02/15 (ID 76628T-67-8)	5,679.287	0.033
2/6	Div Domestic	JPM GLBL RES ENH INDEX FD - SEL FUND 3457 JAN ACCOUNT FEE OFFSET FROM JPMORGAN FOR USE OF AFFILIATED FUNDS (ID. 46637K-51-3)	3,222.586	0.005

J.P.Morgan



THE JACOB SILVERMAN CHARITABLE TRUST ACCT. P20403005
For the Period 1/1/15 to 12/31/15

Description	Quantity Cost	Per Unit Amount	PRINCIPAL Amount	INCOME Amount
INTL VALUE FD - INSTL FUND 1375 JAN ACCOUNT OFFSET FROM JPMORGAN FOR USE OF AFFILIATED DS (ID: 4812A0-57-3)	5,706.962	0.009		50.64
TAX AWARE EQ FD - INSTL FUND 1236 JAN ACCOUNT FEE OFFSET FROM JPMORGAN FOR USE OF AFFILIATED FUNDS (ID: 4812A1-65-4)	4,678.854	0.013		60.54
TAX AWARE R/R FD - INSTL FUND 993 JAN ACCOUNT FEE OFFSET FROM JPMORGAN FOR USE OF AFFILIATED FUNDS (ID: 4812A2-53-8)	5,044.819	0.004		20.29
TOTAL RETURN FD - SEL FUND 3218 JAN ACCOUNT OFFSET FROM JPMORGAN FOR USE OF AFFILIATED DS (ID: 4812A4-43-5)	29,196.735	0.003		101.34
LARGE CAP GRWTH FD - SEL FUND 3118 JAN ACCOUNT FEE OFFSET FROM JPMORGAN FOR USE OF AFFILIATED FUNDS (ID: 4812C0-53-0)	2,113.377	0.024		50.66
HIGH YIELD FD - SEL FUND 3580 JAN ACCOUNT OFFSET FROM JPMORGAN FOR USE OF AFFILIATED DS (ID: 4812C0-80-3)	12,872.351	0.004		57.11
SHORT DURATION BD FD - SEL FUND 3133 JAN ACCOUNT FEE OFFSET FROM JPMORGAN FOR USE OF AFFILIATED FUNDS (ID: 4812C1-33-0)	9,099.181	0.004		40.53
MKT EXP ENH INDEX FD - SEL FUND 3708 JAN ACCOUNT FEE OFFSET FROM JPMORGAN FOR USE OF AFFILIATED FUNDS (ID: 4812C1-63-7)	3,743.937	0.004		16.53
TAX AWARE R/R FD - INSTL FUND 993 @ 0.02 SHARE (ID: 4812A2-53-8)	5,044.819	0.02		100.90
TOTAL RETURN FD - SEL FUND 3218 @ 0.016 PER CENT (ID: 4812A4-43-5)	29,196.735	0.016		467.15



INFLOWS & OUTFLOWS

Settle Date	Type Selection Method	Description	Quantity Cost	Per Unit Amount
2/26	Div Domestic	JPM HIGH YIELD FD - SEL FUND 3580 @ 0 032 PER SHARE (ID: 4812C0-80-3)	12,872 351	0 032
2/26	Div Domestic	JPM SHORT DURATION BD FD - SEL FUND 3133 @ 0 007 PER SHARE (ID: 4812C1-33-0)	9,099.181	0 007
2/27	Div Domestic	EATON VANCE GLOBAL MACRO-I 02/26/15 INCOME DIVIDEND @ 0 030 PER SHARE AS OF 02/26/15 (ID: 277923-72-8)	5,019 685	0 03
3/2	Tax-Exempt Income	JPM TAX FREE MMKT INST SWEEP FD #840 (ID: 870994-96-9)		
3/2	Interest Income	DEPOSIT SWEEP INTEREST FOR 02/01/15 - 02/28/15 @ 03% RATE ON AVG COLLECTED BALANCE OF \$11,127.98 AS OF 03/01/15		
3/2	Div Domestic	CULLEN HIGH DIVIDEND EQ-I 02/26/15 INCOME DIVIDEND @ 0 068 PER SHARE AS OF 02/26/15 (ID 230001-40-6)	3,517 638	0.068
3/2	Div Domestic	EATON VANCE FLOATING RATE-I 02/27/15 INCOME DIVIDEND @ 0 027 PER SHARE AS OF 02/27/15 (ID 277911-49-1)	7,221 935	0 027
3/2	Div Domestic	EATON VANCE FLOATING-RATE ADVANTAGE I 02/27/15 INCOME DIVIDEND @ 0 039 PER SHARE AS OF 02/27/15 (ID: 277923-63-7)	9,916 759	0.039
3/2	Div Domestic	VANGUARD INTM TRM INV G-ADM 03/02/15 INCOME DIVIDEND @ 0 023 PER SHARE (ID 922031-81-0)	2,558.058	0 023
3/3	Div Domestic	RIDGEWORTH SEIX FLOATING-I 03/02/15 INCOME DIVIDEND @ 0 032 PER SHARE AS OF 03/02/15 (ID 76628T-67-8)	5,679 287	0 032
3/6	Div Domestic	JPM GLBL RES ENH INDEX FD - SEL FUND 3457 FEB ACCOUNT FEE OFFSET FROM JPMORGAN FOR USE OF AFFILIATED FUNDS (ID: 46637K-51-3)	3,222 586	0 005

J.P.Morgan



THE JACOB SILVERMAN CHARITABLE TRUST ACCT. P20403005
For the Period 1/1/15 to 12/31/15

Description	Quantity Cost	Per Unit Amount	PRINCIPAL Amount	INCOME Amount
NTL VALUE FD - INSTL FUND 1375 FEB ACCOUNT OFFSET FROM JPMORGAN FOR USE OF AFFILIATED FUNDS (ID: 4812A0-57-3)	5,706 962	0.008		47.88
TAX AWARE EQ FD - INSTL FUND 1236 FEB MONTHLY FEE OFFSET FROM JPMORGAN FOR USE OF AFFILIATED FUNDS (ID: 4812A1-65-4)	4,678 854	0.012		56.40
TAX AWARE R/R FD - INSTL FUND 993 FEB MONTHLY FEE OFFSET FROM JPMORGAN FOR USE OF AFFILIATED FUNDS (ID: 4812A2-53-8)	5,044 819	0.004		18.32
TOTAL RETURN FD - SEL FUND 3218 FEB ACCOUNT OFFSET FROM JPMORGAN FOR USE OF AFFILIATED FUNDS (ID: 4812A4-43-5)	29,196 735	0.003		101.69
SHORT DURATION BD FD - R6 FUND 3944 FEB MONTHLY FEE OFFSET FROM JPMORGAN FOR USE OF AFFILIATED FUNDS (ID: 4812C0-16-7)	9,099 181			3.04
LARGE CAP GRWTH FD - SEL FUND 3118 FEB MONTHLY FEE OFFSET FROM JPMORGAN FOR USE OF AFFILIATED FUNDS (ID: 4812C0-53-0)	2,113.377	0.023		47.70
HIGH YIELD FD - SEL FUND 3580 FEB ACCOUNT OFFSET FROM JPMORGAN FOR USE OF AFFILIATED FUNDS (ID: 4812C0-80-3)	12,872.351	0.004		49.79
SHORT DURATION BD FD - SEL FUND 3133 FEB MONTHLY FEE OFFSET FROM JPMORGAN FOR USE OF AFFILIATED FUNDS (ID: 4812C1-33-0)	9,099.181	0.003		27.46
VKT EXP ENH INDEX FD - SEL FUND 3708 FEB MONTHLY FEE OFFSET FROM JPMORGAN FOR USE OF AFFILIATED FUNDS (ID: 4812C1-63-7)	3,743 937	0.004		15.50



INFLOWS & OUTFLOWS

Settle Date	Type Selection Method	Description	Quantity Cost	Per Unit Amount
3/20	Div Domestic	MATTHEWS ASIA DIVIDEND-INS 03/19/15 INCOME DIVIDEND @ 0.024 PER SHARE AS OF 03/19/15 (ID 577130-75-0)	3,733 384	0 024
3/30	Div Domestic	JPM TAX AWARE EQ FD - INSTL FUND 1236 @ 0 06995 PER SHARE (ID: 4812A1-65-4)	4,678 854	0 07
3/30	Tax-Exempt Income	JPM TAX AWARE R/R FD - INSTL FUND 993 @ 0.025 PER SHARE (ID 4812A2-53-8)	5,044 819	0 025
3/30	Div Domestic	JPM TOTAL RETURN FD - SEL FUND 3218 @ 0 009 PER SHARE (ID: 4812A4-43-5)	29,196.735	0 009
3/30	Div Domestic	JPM HIGH YIELD FD - SEL FUND 3580 @ 0 028 PER SHARE (ID 4812C0-80-3)	12,872 351	0 028
3/30	Div Domestic	JPM SHORT DURATION BD FD - SEL FUND 3133 @ 0.006 PER SHARE (ID 4812C1-33-0)	9,099 181	0 006
3/30	Div Domestic	JPM MKT EXP ENH INDEX FD - SEL FUND 3708 @ 0.02837 PER SHARE (ID: 4812C1-63-7)	3,743 937	0.028
3/31	Div Domestic	ISHARES CORE S&P MID-CAP ETF @ 0.481275 PER SHARE (ID. 464287-50-7)	269 000	0 481
3/31	Div Domestic	VANGUARD FTSE EUROPE ETF @ 0 316 PER SHARE (ID. 922042-87-4)	956 000	0 316
3/31	Div Domestic	EATON VANCE GLOBAL MACRO-I 03/30/15 INCOME DIVIDEND @ 0 033 PER SHARE AS OF 03/30/15 (ID 277923-72-8)	5,019 685	0.033
4/1	Tax-Exempt Income	JPM TAX FREE MMKT INST SWEEP FD #840 (ID 870994-96-9)		
4/1	Interest Income	DEPOSIT SWEEP INTEREST FOR 03/01/15 - 03/31/15 @ 03% RATE ON AVG COLLECTED BALANCE OF \$13,794 83 AS OF 04/01/15		

J.P.Morgan



THE JACOB SILVERMAN CHARITABLE TRUST ACCT. P20403005
For the Period 1/1/15 to 12/31/15

Description	Quantity Cost	Per Unit Amount	PRINCIPAL Amount	INCOME Amount
WELLS FARGO HIGH DIVIDEND EQ-I 03/30/15 INCOME DIVIDEND @ 0.040 PER SHARE AS OF 03/30/15 (ID. 30001-40-6)	3,517.638	0.04		139.47
WELLS FARGO VANCE FLOATING RATE-I 03/31/15 INCOME DIVIDEND @ 0.032 PER SHARE AS OF 03/31/15 (ID. 277911-49-1)	7,221.935	0.032		230.57
WELLS FARGO VANCE FLOATING-RATE ADVANTAGE I 03/31/15 INCOME DIVIDEND @ 0.045 PER SHARE AS OF 03/31/15 (ID. 277923-63-7)	9,916.759	0.045		449.91
WELLS FARGO FUND-Y 03/31/15 INCOME DIVIDEND @ 0.121 PER SHARE AS OF 03/31/15 (ID. 367829-88-4)	2,882.916	0.121		348.83
WELLS FARGO MASSUS EQTY INCOME FD-INS 03/31/15 INCOME DIVIDEND @ 0.104 PER SHARE AS OF 03/31/15 (ID. 2701769-40-8)	1,640.243	0.104		170.42
WELLS FARGO GUARD INTM TRM INV G-ADM 04/01/15 INCOME DIVIDEND @ 0.026 PER SHARE (ID. 922031-81-0)	2,558.058	0.026		66.05
WELLS FARGO SEWORTH SEIX FLOATING-I 04/01/15 INCOME DIVIDEND @ 0.035 PER SHARE AS OF 04/01/15 (ID. 276628T-67-8)	5,679.287	0.035		200.83
WELLS FARGO GLOBAL RES ENH INDEX FD - SEL FUND 3457 MAR ACCOUNT FEE OFFSET FROM JPMORGAN FOR USE OF AFFILIATED FUNDS (ID. 46637K-51-3)	3,222.586	0.005		17.20
WELLS FARGO INTL VALUE FD - INSTL FUND 1375 MAR ACCOUNT OFFSET FROM JPMORGAN FOR USE OF AFFILIATED FUNDS (ID. 4812A0-57-3)	5,706.962	0.009		53.46
WELLS FARGO TAX AWARE EQ FD - INSTL FUND 1236 MAR ACCOUNT FEE OFFSET FROM JPMORGAN FOR USE OF AFFILIATED FUNDS (ID. 4812A1-65-4)	4,678.854	0.014		63.34



INFLOWS & OUTFLOWS

Settle Date	Type Selection Method	Description	Quantity Cost	Per Unit Amount
4/7	Tax-Exempt Income	JPM TAX AWARE R/R FD - INSTL FUND 993 MAR ACCOUNT FEE OFFSET FROM JPMORGAN FOR USE OF AFFILIATED FUNDS (ID 4812A2-53-8)	5,044.819	0.004
4/7	Div Domestic	JPM TOTAL RETURN FD - SEL FUND 3218 MAR ACCOUNT FEE OFFSET FROM JPMORGAN FOR USE OF AFFILIATED FUNDS (ID: 4812A4-43-5)	29,196.735	0.004
4/7	Div Domestic	JPM LARGE CAP GRWTH FD - SEL FUND 3118 MAR ACCOUNT FEE OFFSET FROM JPMORGAN FOR USE OF AFFILIATED FUNDS (ID 4812C0-53-0)	2,113.377	0.025
4/7	Div Domestic	JPM HIGH YIELD FD - SEL FUND 3580 MAR ACCOUNT FEE OFFSET FROM JPMORGAN FOR USE OF AFFILIATED FUNDS (ID 4812C0-80-3)	12,872.351	0.004
4/7	Div Domestic	JPM SHORT DURATION BD FD - SEL FUND 3133 MAR ACCOUNT FEE OFFSET FROM JPMORGAN FOR USE OF AFFILIATED FUNDS (ID 4812C1-33-0)	9,099.181	0.004
4/7	Div Domestic	JPM MKT EXP ENH INDEX FD - SEL FUND 3708 MAR ACCOUNT FEE OFFSET FROM JPMORGAN FOR USE OF AFFILIATED FUNDS (ID 4812C1-63-7)	3,743.937	0.005
4/10	Div Domestic	SIT DIVIDEND GROWTH FUND-I 04/09/15 INCOME DIVIDEND @ 0.042 PER SHARE AS OF 04/09/15 (ID 82980D-70-7)	5,802.562	0.042
4/15	Fees & Commissions	JPMORGAN CHASE TRUST FEE FOR THE PERIOD 01-16-2015 TO 04-15-2015 ON ADJUSTED MV \$2,561.962 68 PRINC \$8,818.63 PRORATED BASE FEE . \$562.50		
4/16	Fees & Commissions	PAID BENJAMIN HERING ESQ CO-TRUSTEE FEE FOR THE PERIOD 01-16-2015 TO 04-15-2015 ON \$2,756,137.19 INC \$593.24 TREASURERS CHECK NO. 3491261		

J.P.Morgan



THE JACOB SILVERMAN CHARITABLE TRUST ACCT. P20403005
For the Period 1/1/15 to 12/31/15

Description	Quantity Cost	Per Unit Amount	PRINCIPAL Amount	INCOME Amount
EWORTH SEIX FLOATING-I TO 76628U105 6628T-67-8)	(5,679 287) (51,000 00)	8.91		
EWORTH SEIX FLOATING - IS FROM 76628T678 6628U-10-5)	5,679 287 51,000 00	8.91		
EWORTH SEIX FLOATING-I 04/22/15 INCOME END @ 0.025 PER SHARE AS OF 04/22/15 6628T-67-8)	5,679 287	0.025		143.20
TAX AWARE R/R FD - INSTL FUND 993 @ 0.023 SHARE (ID: 4812A2-53-8)	5,044 819	0.023		116.03
TOTAL RETURN FD - SEL FUND 3218 @ 0.036 PER SHARE (ID 4812A4-43-5)	29,196 735	0.036		1,051.08
HIGH YIELD FD - SEL FUND 3580 @ 0.033 PER SHARE (ID 4812C0-80-3)	12,872 351	0.033		424.79
SHORT DURATION BD FD - SEL FUND 3133 @ PER SHARE (ID: 4812C1-33-0)	9,099.181	0.009		81.89
S&P 500 ETF TRUST @ 0.93081 PER SHARE 8462F-10-3)	601.000	0.931		559.42
IN VANCE GLOBAL MACRO-I 04/29/15 INCOME END @ 0.032 PER SHARE AS OF 04/29/15 77923-72-8)	5,019 685	0.032		160.13
TAX FREE MMKT INST SWEEP FD #840 70994-96-9)				1.09
POSIT SWEEP INTEREST FOR 04/01/15 - 04/30/15 % RATE ON AVG COLLECTED BALANCE OF 80.03 AS OF 05/01/15				0.32
IN VANCE FLOATING RATE-I 04/30/15 INCOME END @ 0.030 PER SHARE AS OF 04/30/15 77911-49-1)	7,221 935	0.03		218.74



INFLOWS & OUTFLOWS

Settle Date	Type Selection Method	Description	Quantity Cost	Per Unit Amount
5/1	Div Domestic	EATON VANCE FLOATING-RATE ADVANTAGE I 04/30/15 INCOME DIVIDEND @ 0.043 PER SHARE AS OF 04/30/15 (ID: 277923-63-7)	9,916.759	0.043
5/1	Div Domestic	VANGUARD INTM TRM INV G-ADM 05/01/15 INCOME DIVIDEND @ 0.025 PER SHARE (ID: 922031-81-0)	2,558.058	0.025
5/4	Div Domestic	RIDGEWORTH SEIX FLOATING - IS 05/01/15 INCOME DIVIDEND @ 0.009 PER SHARE AS OF 05/01/15 (ID: 76628U-10-5)	5,679.287	0.009
5/7	Div Domestic	JPM GLBL RES ENH INDEX FD - SEL FUND 3457 APR ACCOUNT FEE OFFSET FROM JPMORGAN FOR USE OF AFFILIATED FUNDS (ID: 46637K-51-3)	3,222.586	0.005
5/7	Div Domestic	JPM INTL VALUE FD - INSTL FUND 1375 APR ACCOUNT FEE OFFSET FROM JPMORGAN FOR USE OF AFFILIATED FUNDS (ID: 4812A0-57-3)	5,706.962	0.009
5/7	Div Domestic	JPM TAX AWARE EQ FD - INSTL FUND 1236 APR ACCOUNT FEE OFFSET FROM JPMORGAN FOR USE OF AFFILIATED FUNDS (ID: 4812A1-65-4)	4,678.854	0.013
5/7	Tax-Exempt Income	JPM TAX AWARE R/R FD - INSTL FUND 993 APR ACCOUNT FEE OFFSET FROM JPMORGAN FOR USE OF AFFILIATED FUNDS (ID: 4812A2-53-8)	5,044.819	0.004
5/7	Div Domestic	JPM TOTAL RETURN FD - SEL FUND 3218 APR ACCOUNT FEE OFFSET FROM JPMORGAN FOR USE OF AFFILIATED FUNDS (ID: 4812A4-43-5)	29,196.735	0.004
5/7	Div Domestic	JPM LARGE CAP GRWTH FD - SEL FUND 3118 APR ACCOUNT FEE OFFSET FROM JPMORGAN FOR USE OF AFFILIATED FUNDS (ID: 4812C0-53-0)	2,113.377	0.024
5/7	Div Domestic	JPM HIGH YIELD FD - SEL FUND 3580 APR ACCOUNT FEE OFFSET FROM JPMORGAN FOR USE OF AFFILIATED FUNDS (ID: 4812C0-80-3)	12,872.351	0.004

J.P.Morgan



THE JACOB SILVERMAN CHARITABLE TRUST ACCT. P20403005
For the Period 1/1/15 to 12/31/15

Description	Quantity Cost	Per Unit Amount	PRINCIPAL Amount	INCOME Amount
SHORT DURATION BD FD - SEL FUND 3133 APR DUNT FEE OFFSET FROM JPMORGAN FOR USE OF LIATED FUNDS (ID 4812C1-33-0)	9,099 181	0 004		38.36
MKT EXP ENH INDEX FD - SEL FUND 3708 APR DUNT FEE OFFSET FROM JPMORGAN FOR USE OF LIATED FUNDS (ID. 4812C1-63-7)	3,743 937	0 005		16 84
990PF EXT EFTPS 45-2494485 2014 990PF EXT 'S 45-2494485				(5,000 00)
TAX AWARE R/R FD - INSTL FUND 993 @ 0.024 SHARE (ID 4812A2-53-8)	5,044.819	0 024		121.08
TOTAL RETURN FD - SEL FUND 3218 @ 0 022 PER RE (ID 4812A4-43-5)	29,196.735	0 022		642.33
HIGH YIELD FD - SEL FUND 3580 @ 0 034 PER RE (ID. 4812C0-80-3)	12,872 351	0 034		437 66
SHORT DURATION BD FD - SEL FUND 3133 @ PER SHARE (ID. 4812C1-33-0)	9,099.181	0 007		63 69
ON VANCE GLOBAL MACRO-I 05/28/15 INCOME FUND @ 0 033 PER SHARE AS OF 05/28/15 77923-72-8)	5,019 685	0.033		165 65
TAX FREE MMKT INST SWEEP FD #840 70994-96-9)				1 09
POSIT SWEEP INTEREST FOR 05/01/15 - 05/31/15 3% RATE ON AVG COLLECTED BALANCE OF 49 30 AS OF 06/01/15				0.42
OPEN HIGH DIVIDEND EQ-I 05/28/15 INCOME FUND @ 0 056 PER SHARE AS OF 05/28/15 30001-40-6)	3,517.638	0.056		198 61



INFLOWS & OUTFLOWS

Settle Date	Type Selection Method	Description	Quantity Cost	Per Unit Amount
6/1	Div Domestic	EATON VANCE FLOATING RATE-I 05/29/15 INCOME DIVIDEND @ 0 031 PER SHARE AS OF 05/29/15 (ID: 277911-49-1)	7,221 935	0 031
6/1	Div Domestic	EATON VANCE FLOATING-RATE ADVANTAGE I 05/29/15 INCOME DIVIDEND @ 0 044 PER SHARE AS OF 05/29/15 (ID: 277923-63-7)	9,916 759	0 044
6/1	Div Domestic	VANGUARD INTM TRM INV G-ADM 06/01/15 INCOME DIVIDEND @ 0 026 PER SHARE (ID: 922031-81-0)	2,558 058	0 026
6/2	Div Domestic	RIDGEWORTH SEIX FLOATING - IS 06/01/15 INCOME DIVIDEND @ 0 035 PER SHARE AS OF 06/01/15 (ID: 76628U-10-5)	5,679 287	0 036
6/5	Div Domestic	JPM GLBL RES ENH INDEX FD - SEL FUND 3457 MAY ACCOUNT FEE OFFSET FROM JPMORGAN FOR USE OF AFFILIATED FUNDS (ID: 46637K-51-3)	3,222.586	0 005
6/5	Div Domestic	JPM INTL VALUE FD - INSTL FUND 1375 MAY ACCOUNT FEE OFFSET FROM JPMORGAN FOR USE OF AFFILIATED FUNDS (ID: 4812A0-57-3)	5,706.962	0 009
6/5	Div Domestic	JPM TAX AWARE EQ FD - INSTL FUND 1236 MAY ACCOUNT FEE OFFSET FROM JPMORGAN FOR USE OF AFFILIATED FUNDS (ID: 4812A1-65-4)	4,678 854	0.014
6/5	Tax-Exempt Income	JPM TAX AWARE R/R FD - INSTL FUND 993 MAY ACCOUNT FEE OFFSET FROM JPMORGAN FOR USE OF AFFILIATED FUNDS (ID: 4812A2-53-8)	5,044 819	0.004
6/5	Div Domestic	JPM TOTAL RETURN FD - SEL FUND 3218 MAY ACCOUNT FEE OFFSET FROM JPMORGAN FOR USE OF AFFILIATED FUNDS (ID: 4812A4-43-5)	29,196.735	0 004
6/5	Div Domestic	JPM LARGE CAP GRWTH FD - SEL FUND 3118 MAY ACCOUNT FEE OFFSET FROM JPMORGAN FOR USE OF AFFILIATED FUNDS (ID: 4812C0-53-0)	2,113 377	0 025

J.P.Morgan



THE JACOB SILVERMAN CHARITABLE TRUST ACCT. P20403005
For the Period 1/1/15 to 12/31/15

Description	Quantity Cost	Per Unit Amount	PRINCIPAL Amount	INCOME Amount
HIGH YIELD FD - SEL FUND 3580 MAY ACCOUNT OFFSET FROM JPMORGAN FOR USE OF AFFILIATED FUNDS (ID: 4812C0-80-3)	12,872.351	0.005		58.52
SHORT DURATION BD FD - SEL FUND 3133 MAY UNIT FEE OFFSET FROM JPMORGAN FOR USE OF AFFILIATED FUNDS (ID: 4812C1-33-0)	9,099.181	0.004		40.48
MARKET EXP ENH INDEX FD - SEL FUND 3708 MAY UNIT FEE OFFSET FROM JPMORGAN FOR USE OF AFFILIATED FUNDS (ID: 4812C1-63-7)	3,743.937	0.005		17.36
HEWLETT PACKARD ASIA DIVIDEND-INS 06/18/15 INCOME FUND @ 0.187 PER SHARE AS OF 06/18/15 (ID: 4812A4-43-5)	3,733.384	0.187		699.45
COMMODITY PL STRAT-P 06/18/15 INCOME FUND @ 0.036 PER SHARE AS OF 06/18/15 (ID: 4812A4-43-5)	5,381.166	0.037		196.41
TAX AWARE EQ FD - INSTL FUND 1236 @ 0.07151 PER SHARE (ID: 4812A1-65-4)	4,678.854	0.072		334.58
TAX AWARE R/R FD - INSTL FUND 993 @ 0.023 PER SHARE (ID: 4812A2-53-8)	5,044.819	0.023		116.03
TOTAL RETURN FD - SEL FUND 3218 @ 0.027 PER SHARE (ID: 4812A4-43-5)	29,196.735	0.027		788.31
HIGH YIELD FD - SEL FUND 3580 @ 0.036 PER SHARE (ID: 4812C0-80-3)	12,872.351	0.036		463.40
SHORT DURATION BD FD - SEL FUND 3133 @ PER SHARE (ID: 4812C1-33-0)	9,099.181	0.009		81.89
MARKET EXP ENH INDEX FD - SEL FUND 3708 @ 16 PER SHARE (ID: 4812C1-63-7)	3,743.937	0.03		112.92



INFLOWS & OUTFLOWS

Settle Date	Type Selection Method	Description	Quantity Cost	Per Unit Amount
6/29	Div Domestic	GATEWAY FUND-Y 06/26/15 INCOME DIVIDEND @ 0.297 PER SHARE AS OF 06/26/15 (ID: 367829-88-4)	2,882,916	0.297
6/30	Div Domestic	ISHARES CORE S&P MID-CAP ETF @ 0.473273 PER SHARE (ID: 464287-50-7)	269,000	0.473
6/30	Div Domestic	EATON VANCE GLOBAL MACRO-I 06/29/15 INCOME DIVIDEND @ 0.032 PER SHARE AS OF 06/29/15 (ID: 277923-72-8)	5,019,685	0.032
7/1	Tax-Exempt Income	JPM TAX FREE MMKT INST SWEEP FD #840 (ID: 870994-96-9)		
7/1	Interest Income	DEPOSIT SWEEP INTEREST FOR 06/01/15 - 06/30/15 @ .03% RATE ON AVG COLLECTED BALANCE OF \$19,682.08 AS OF 07/01/15		
7/1	Div Domestic	ISHARES MSCI EAFE INDEX FUND @ 1.111288 PER SHARE (ID: 464287-46-5)	1,277,000	1.111
7/1	Div Domestic	ISHARES MSCI CHINA INDEX FD @ 0.601362 PER SHARE (ID: 46429B-67-1)	598,000	0.601
7/1	Div Domestic	CULLEN HIGH DIVIDEND EQ-I 06/29/15 INCOME DIVIDEND @ 0.048 PER SHARE AS OF 06/29/15 (ID: 230001-40-6)	3,517,638	0.048
7/1	Div Domestic	EATON VANCE FLOATING RATE-I 06/30/15 INCOME DIVIDEND @ 0.029 PER SHARE AS OF 06/30/15 (ID: 277911-49-1)	7,221,935	0.029
7/1	Div Domestic	EATON VANCE FLOATING-RATE ADVANTAGE I 06/30/15 INCOME DIVIDEND @ 0.042 PER SHARE AS OF 06/30/15 (ID: 277923-63-7)	9,916,759	0.042
7/1	Div Domestic	PARNASSUS EQTY INCOME FD-INS 06/30/15 INCOME DIVIDEND @ 0.126 PER SHARE AS OF 06/30/15 (ID: 701769-40-8)	1,640,243	0.127

J.P.Morgan



THE JACOB SILVERMAN CHARITABLE TRUST ACCT. P20403005
For the Period 1/1/15 to 12/31/15

Description	Quantity Cost	Per Unit Amount	PRINCIPAL Amount	INCOME Amount
GUARD INTM TRM INV G-ADM 07/01/15 INCOME DEND @ 0 025 PER SHARE (ID: 922031-81-0)	2,558.058	0 025		64 39
GUARD FTSE EUROPE ETF @ 0 879 PER SHARE (22042-87-4)	956.000	0.879		840 32
SEWORTH SEIX FLOATING - IS 07/01/15 INCOME DEND @ 0 034 PER SHARE AS OF 07/01/15 (76628U-10-5)	5,679.287	0 036		201.64
GLBL RES ENH INDEX FD - SEL FUND 3457 JUN COUNT FEE OFFSET FROM JPMORGAN FOR USE OF AFFILIATED FUNDS (ID: 46637K-51-3)	3,222 586	0 005		16.30
INTL VALUE FD - INSTL FUND 1375 JUN ACCOUNT OFFSET FROM JPMORGAN FOR USE OF AFFILIATED DS (ID 4812A0-57-3)	5,706 962	0 008		47 35
TAX AWARE EQ FD - INSTL FUND 1236 JUN COUNT FEE OFFSET FROM JPMORGAN FOR USE OF AFFILIATED FUNDS (ID: 4812A1-65-4)	4,678 854	0 013		62 02
TAX AWARE R/R FD - INSTL FUND 993 JUN COUNT FEE OFFSET FROM JPMORGAN FOR USE OF AFFILIATED FUNDS (ID: 4812A2-53-8)	5,044 819	0.004		19 22
TOTAL RETURN FD - SEL FUND 3218 JUN ACCOUNT OFFSET FROM JPMORGAN FOR USE OF AFFILIATED DS (ID 4812A4-43-5)	29,196.735	0 004		113 60
LARGE CAP GRWTH FD - SEL FUND 3118 JUN COUNT FEE OFFSET FROM JPMORGAN FOR USE OF AFFILIATED FUNDS (ID: 4812C0-53-0)	2,113 377	0 026		54.29
HIGH YIELD FD - SEL FUND 3580 JUN ACCOUNT OFFSET FROM JPMORGAN FOR USE OF AFFILIATED DS (ID 4812C0-80-3)	12,872.351	0 004		56.84



INFLOWS & OUTFLOWS

Settle Date	Type Selection Method	Description	Quantity Cost	Per Unit Amount
7/7	Div Domestic	JPM SHORT DURATION BD FD - SEL FUND 3133 JUN ACCOUNT FEE OFFSET FROM JPMORGAN FOR USE OF AFFILIATED FUNDS (ID 4812C1-33-0)	9,099.181	0.004
7/7	Div Domestic	JPM MKT EXP ENH INDEX FD - SEL FUND 3708 JUN ACCOUNT FEE OFFSET FROM JPMORGAN FOR USE OF AFFILIATED FUNDS (ID: 4812C1-63-7)	3,743.937	0.004
7/10	Div Domestic	SIT DIVIDEND GROWTH FUND-I 07/09/15 INCOME DIVIDEND @ 0.070 PER SHARE AS OF 07/09/15 (ID 82980D-70-7)	5,802.562	0.07
7/15	Fees & Commissions	JPMORGAN CHASE TRUST FEE FOR THE PERIOD 04-16-2015 TO 07-15-2015 ON ADJUSTED MV \$2,619,618.29 PRINC \$8,998.81 PRORATED BASE FEE : \$562.50		
7/16	Fees & Commissions	PAID BENJAMIN HERING ESQ CO-TRUSTEE FEE FOR THE PERIOD 04-16-2015 TO 07-15-2015 ON \$2,742,594.72 INC \$922.87 TREASURERS CHECK NO 3575122		
7/30	Tax-Exempt Income	JPM TAX AWARE R/R FD - INSTL FUND 993 @ 0.025 PER SHARE (ID 4812A2-53-8)	5,044.819	0.025
7/30	Div Domestic	JPM TOTAL RETURN FD - SEL FUND 3218 @ 0.027 PER SHARE (ID 4812A4-43-5)	29,196.735	0.027
7/30	Div Domestic	JPM HIGH YIELD FD - SEL FUND 3580 @ 0.038 PER SHARE (ID 4812C0-80-3)	12,872.351	0.038
7/30	Div Domestic	JPM SHORT DURATION BD FD - SEL FUND 3133 @ 0.01 PER SHARE (ID 4812C1-33-0)	9,099.181	0.01
7/31	Div Domestic	SPDR S&P 500 ETF TRUST @ 1.03007 PER SHARE (ID 78462F-10-3)	601.000	1.03

J.P.Morgan



THE JACOB SILVERMAN CHARITABLE TRUST ACCT. P20403005
For the Period 1/1/15 to 12/31/15

Description	Quantity Cost	Per Unit Amount	PRINCIPAL Amount	INCOME Amount
WIN VANCE GLOBAL MACRO-I 07/30/15 INCOME DIVIDEND @ 0.033 PER SHARE AS OF 07/30/15 (ID: 77923-72-8)	5,019.685	0.033		165.65
TAX FREE MMKT INST SWEEP FD #840 (ID: 70994-96-9)				1.05
POSIT SWEEP INTEREST FOR 07/01/15 - 07/31/15 ANNUAL RATE ON AVG COLLECTED BALANCE OF \$64,290 AS OF 08/01/15				0.62
WIN HIGH DIVIDEND EQ-I 07/30/15 INCOME DIVIDEND @ 0.011 PER SHARE AS OF 07/30/15 (ID: 30001-40-6)	3,517.638	0.011		39.22
WIN VANCE FLOATING RATE-I 07/31/15 INCOME DIVIDEND @ 0.031 PER SHARE AS OF 07/31/15 (ID: 77911-49-1)	7,221.935	0.031		220.44
WIN VANCE FLOATING-RATE ADVANTAGE I 07/31/15 DIVIDEND @ 0.044 PER SHARE AS OF 07/31/15 (ID: 277923-63-7)	9,916.759	0.044		438.23
GUARD INTM TRM INV G-ADM 08/03/15 INCOME DIVIDEND @ 0.026 PER SHARE (ID: 922031-81-0)	2,558.058	0.026		66.05
SEWORTH SEIX FLOATING - IS 08/03/15 INCOME DIVIDEND @ 0.034 PER SHARE AS OF 08/03/15 (ID: 6628U-10-5)	5,679.287	0.035		199.97
GLOBAL RES ENH INDEX FD - SEL FUND 3457 JUL DIVIDEND FEE OFFSET FROM JPMORGAN FOR USE OF AFFILIATED FUNDS (ID: 46637K-51-3)	3,222.586	0.005		16.91
NTL VALUE FD - INSTL FUND 1375 JUL ACCOUNT DIVIDEND FEE OFFSET FROM JPMORGAN FOR USE OF AFFILIATED FUNDS (ID: 4812A0-57-3)	5,706.962	0.009		48.52



INFLOWS & OUTFLOWS

Settle Date	Type Selection Method	Description	Quantity Cost	Per Unit Amount
8/7	Div Domestic	JPM TAX AWARE EQ FD - INSTL FUND 1236 JUL ACCOUNT FEE OFFSET FROM JPMORGAN FOR USE OF AFFILIATED FUNDS (ID 4812A1-65-4)	4,678.854	0.014
8/7	Tax-Exempt Income	JPM TAX AWARE R/R FD - INSTL FUND 993 JUL ACCOUNT FEE OFFSET FROM JPMORGAN FOR USE OF AFFILIATED FUNDS (ID 4812A2-53-8)	5,044.819	0.004
8/7	Div Domestic	JPM TOTAL RETURN FD - SEL FUND 3218 JUL ACCOUNT FEE OFFSET FROM JPMORGAN FOR USE OF AFFILIATED FUNDS (ID 4812A4-43-5)	29,196.735	0.004
8/7	Div Domestic	JPM LARGE CAP GRWTH FD - SEL FUND 3118 JUL ACCOUNT FEE OFFSET FROM JPMORGAN FOR USE OF AFFILIATED FUNDS (ID 4812C0-53-0)	2,113.377	0.026
8/7	Div Domestic	JPM HIGH YIELD FD - SEL FUND 3580 JUL ACCOUNT FEE OFFSET FROM JPMORGAN FOR USE OF AFFILIATED FUNDS (ID 4812C0-80-3)	12,872.351	0.005
8/7	Div Domestic	JPM SHORT DURATION BD FD - SEL FUND 3133 JUL ACCOUNT FEE OFFSET FROM JPMORGAN FOR USE OF AFFILIATED FUNDS (ID 4812C1-33-0)	9,099.181	0.005
8/7	Div Domestic	JPM MKT EXP ENH INDEX FD - SEL FUND 3708 JUL ACCOUNT FEE OFFSET FROM JPMORGAN FOR USE OF AFFILIATED FUNDS (ID 4812C1-63-7)	3,743.937	0.005
8/28	Tax-Exempt Income	JPM TAX AWARE R/R FD - INSTL FUND 993 @ 0.023 PER SHARE (ID 4812A2-53-8)	5,044.819	0.023
8/28	Div Domestic	JPM TOTAL RETURN FD - SEL FUND 3218 @ 0.023 PER SHARE (ID 4812A4-43-5)	29,196.735	0.023
8/28	Div Domestic	JPM HIGH YIELD FD - SEL FUND 3580 @ 0.037 PER SHARE (ID 4812C0-80-3)	12,872.351	0.037
8/28	Div Domestic	JPM SHORT DURATION BD FD - SEL FUND 3133 @ 0.009 PER SHARE (ID 4812C1-33-0)	9,099.181	0.009

J.P.Morgan



THE JACOB SILVERMAN CHARITABLE TRUST ACCT. P20403005
For the Period 1/1/15 to 12/31/15

Description	Quantity Cost	Per Unit Amount	PRINCIPAL Amount	INCOME Amount
DN VANCE GLOBAL MACRO-I 08/28/15 INCOME DEND @ 0.033 PER SHARE AS OF 08/28/15 (77923-72-8)	5,019.685	0.033		165.65
TAX FREE MMKT INST SWEEP FD #840 (70994-96-9)				1.01
CSIT SWEEP INTEREST FOR 08/01/15 - 08/31/15 3% RATE ON AVG COLLECTED BALANCE OF \$64.54 AS OF 09/01/15				0.84
LEN HIGH DIVIDEND EQ-I 08/28/15 INCOME DEND @ 0.071 PER SHARE AS OF 08/28/15 (30001-40-6)	3,517.638	0.071		250.32
GUARD INTM TRM INV G-ADM 09/01/15 INCOME DEND @ 0.027 PER SHARE (ID 922031-81-0)	2,558.058	0.027		67.97
DN VANCE FLOATING RATE-I 08/31/15 INCOME DEND @ 0.031 PER SHARE AS OF 08/31/15 (77911-49-1)	7,221.935	0.031		226.23
DN VANCE FLOATING-RATE ADVANTAGE I 08/31/15 DEND @ 0.136 PER SHARE AS OF 1/15 (ID 277923-63-7)	9,916.759	0.046		458.32
SEWORTH SEIX FLOATING - IS 09/01/15 INCOME DEND @ 0.036 PER SHARE AS OF 09/01/15 (6628U-10-5)	5,679.287	0.036		204.69
GLBL RES ENH INDEX FD - SEL FUND 3457 AUG AMOUNT FEE OFFSET FROM JPMORGAN FOR USE OF AFFILIATED FUNDS (ID. 46637K-51-3)	3,222.586	0.005		16.50
INTL VALUE FD - INSTL FUND 1375 AUG ACCOUNT OFFSET FROM JPMORGAN FOR USE OF AFFILIATED FUNDS (ID: 4812A0-57-3)	5,706.962	0.008		47.00



INFLOWS & OUTFLOWS

Settle Date	Type Selection Method	Description	Quantity Cost	Per Unit Amount
9/8	Div Domestic	JPM TAX AWARE EQ FD - INSTL FUND 1236 AUG ACCOUNT FEE OFFSET FROM JPMORGAN FOR USE OF AFFILIATED FUNDS (ID: 4812A1-65-4)	4,678.854	0.013
9/8	Tax-Exempt Income	JPM TAX AWARE R/R FD - INSTL FUND 993 AUG ACCOUNT FEE OFFSET FROM JPMORGAN FOR USE OF AFFILIATED FUNDS (ID: 4812A2-53-8)	5,044.819	0.004
9/8	Div Domestic	JPM TOTAL RETURN FD - SEL FUND 3218 AUG ACCOUNT FEE OFFSET FROM JPMORGAN FOR USE OF AFFILIATED FUNDS (ID: 4812A4-43-5)	29,196.735	0.004
9/8	Div Domestic	JPM LARGE CAP GRWTH FD - SEL FUND 3118 AUG ACCOUNT FEE OFFSET FROM JPMORGAN FOR USE OF AFFILIATED FUNDS (ID: 4812C0-53-0)	2,113.377	0.026
9/8	Div Domestic	JPM HIGH YIELD FD - SEL FUND 3580 AUG ACCOUNT FEE OFFSET FROM JPMORGAN FOR USE OF AFFILIATED FUNDS (ID: 4812C0-80-3)	12,872.351	0.004
9/8	Div Domestic	JPM SHORT DURATION BD FD - SEL FUND 3133 AUG ACCOUNT FEE OFFSET FROM JPMORGAN FOR USE OF AFFILIATED FUNDS (ID: 4812C1-33-0)	9,099.181	0.004
9/8	Div Domestic	JPM MKT EXP ENH INDEX FD - SEL FUND 3708 AUG ACCOUNT FEE OFFSET FROM JPMORGAN FOR USE OF AFFILIATED FUNDS (ID: 4812C1-63-7)	3,743.937	0.004
9/18	Div Domestic	MATTHEWS ASIA DIVIDEND-INS 09/17/15 INCOME DIVIDEND @ 0.036 PER SHARE AS OF 09/17/15 (ID: 577130-75-0)	3,733.384	0.036
9/21	Div Domestic	PIMCO COMMODITYPL STRAT-P 09/17/15 INCOME DIVIDEND @ 0.056 PER SHARE AS OF 09/17/15 (ID: 72201P-16-7)	5,381.166	0.056
9/29	Div Domestic	JPM TAX AWARE EQ FD - INSTL FUND 1236 @ 0.06886 PER SHARE (ID: 4812A1-65-4)	4,678.854	0.069

J.P.Morgan



THE JACOB SILVERMAN CHARITABLE TRUST ACCT. P20403005
For the Period 1/1/15 to 12/31/15

Description	Quantity Cost	Per Unit Amount	PRINCIPAL Amount	INCOME Amount
TAX AWARE R/R FD - INSTL FUND 993 @ 0.025 SHARE (ID: 4812A2-53-8)	5,044.819	0.025		126.12
TOTAL RETURN FD - SEL FUND 3218 @ 0.025 PER SHARE (ID: 4812A4-43-5)	29,196.735	0.025		729.92
HIGH YIELD FD - SEL FUND 3580 @ 0.034 PER SHARE (ID: 4812C0-80-3)	12,872.351	0.034		437.66
SHORT DURATION BD FD - SEL FUND 3133 @ PER SHARE (ID: 4812C1-33-0)	9,099.181	0.009		81.89
MARKET EXP ENH INDEX FD - SEL FUND 3708 @ 76 PER SHARE (ID: 4812C1-63-7)	3,743.937	0.027		100.19
INFLATION VANCE GLOBAL MACRO-I 09/29/15 INCOME FUND @ 0.032 PER SHARE AS OF 09/29/15 (ID: 77923-72-8)	5,019.685	0.032		160.13
TAX FREE MMKT INST SWEEP FD #840 (ID: 70994-96-9)				0.98
DEPOSIT SWEEP INTEREST FOR 09/01/15 - 09/30/15 AT 1% RATE ON AVG COLLECTED BALANCE OF 67,01 AS OF 10/01/15				0.90
RESERVE CORE S&P MID-CAP ETF @ 0.529326 PER SHARE (ID: 464287-50-7)	269.000	0.529		142.39
GUARDIAN FTSE EUROPE ETF @ 0.225 PER SHARE (ID: 22042-87-4)	956.000	0.225		215.10
INFLATION VANCE HIGH DIVIDEND EQ-I 09/29/15 INCOME FUND @ 0.026 PER SHARE AS OF 09/29/15 (ID: 30001-40-6)	3,517.638	0.026		90.30
INFLATION VANCE FLOATING RATE-I 09/30/15 INCOME FUND @ 0.030 PER SHARE AS OF 09/30/15 (ID: 77911-49-1)	7,221.935	0.03		214.33



INFLOWS & OUTFLOWS

Settle Date	Type Selection Method	Description	Quantity Cost	Per Unit Amount
10/1	Div Domestic	EATON VANCE FLOATING-RATE ADVANTAGE I 09/30/15 INCOME DIVIDEND @ 0 044 PER SHARE AS OF 09/30/15 (ID: 277923-63-7)	9,916.759	0 044
10/1	Div Domestic	GATEWAY FUND-Y 09/30/15 INCOME DIVIDEND @ 0 118 PER SHARE AS OF 09/30/15 (ID: 367829-88-4)	2,882 916	0 118
10/1	Div Domestic	PARNASSUS EQTY INCOME FD-INS 09/30/15 INCOME DIVIDEND @ 0 138 PER SHARE AS OF 09/30/15 (ID: 701769-40-8)	1,640 243	0 138
10/1	Div Domestic	VANGUARD INTM TRM INV G-ADM 10/01/15 INCOME DIVIDEND @ 0 026 PER SHARE (ID: 922031-81-0)	2,558 058	0 026
10/2	Div Domestic	RIDGEWORTH SEIX FLOATING - IS 10/01/15 INCOME DIVIDEND @ 0.031 PER SHARE AS OF 10/01/15 (ID 76628U-10-5)	5,679 287	0.032
10/7	Div Domestic	JPM GLBL RES ENH INDEX FD - SEL FUND 3457 SEP ACCOUNT FEE OFFSET FROM JPMORGAN FOR USE OF AFFILIATED FUNDS (ID: 46637K-51-3)	3,222 586	0 005
10/7	Div Domestic	JPM INTL VALUE FD - INSTL FUND 1375 SEP ACCOUNT FEE OFFSET FROM JPMORGAN FOR USE OF AFFILIATED FUNDS (ID 4812A0-57-3)	5,706 962	0.007
10/7	Div Domestic	JPM TAX AWARE EQ FD - INSTL FUND 1236 SEP ACCOUNT FEE OFFSET FROM JPMORGAN FOR USE OF AFFILIATED FUNDS (ID 4812A1-65-4)	4,678 854	0 012
10/7	Tax-Exempt Income	JPM TAX AWARE R/R FD - INSTL FUND 993 SEP ACCOUNT FEE OFFSET FROM JPMORGAN FOR USE OF AFFILIATED FUNDS (ID 4812A2-53-8)	5,044 819	0 004
10/7	Div Domestic	JPM TOTAL RETURN FD - SEL FUND 3218 SEP ACCOUNT FEE OFFSET FROM JPMORGAN FOR USE OF AFFILIATED FUNDS (ID: 4812A4-43-5)	29,196 735	0.004

J.P.Morgan



THE JACOB SILVERMAN CHARITABLE TRUST ACCT. P20403005
For the Period 1/1/15 to 12/31/15

Description	Quantity Cost	Per Unit Amount	PRINCIPAL Amount	INCOME Amount
LARGE CAP GRWTH FD - SEL FUND 3118 SEP QUANT FEE OFFSET FROM JPMORGAN FOR USE OF AFFILIATED FUNDS (ID: 4812C0-53-0)	2,113.377	0.024		50.99
HIGH YIELD FD - SEL FUND 3580 SEP ACCOUNT OFFSET FROM JPMORGAN FOR USE OF AFFILIATED FUNDS (ID: 4812C0-80-3)	12,872.351	0.004		52.94
SHORT DURATION BD FD - SEL FUND 3133 SEP QUANT FEE OFFSET FROM JPMORGAN FOR USE OF AFFILIATED FUNDS (ID: 4812C1-33-0)	9,099.181	0.004		39.53
MKT EXP ENH INDEX FD - SEL FUND 3708 SEP QUANT FEE OFFSET FROM JPMORGAN FOR USE OF AFFILIATED FUNDS (ID: 4812C1-63-7)	3,743.937	0.004		15.47
DIVIDEND GROWTH FUND-I 10/08/15 INCOME DEND @ 0.062 PER SHARE AS OF 10/08/15 (ID: 32980D-70-7)	5,802.562	0.062		362.48
CHAR500 2014 REG 435211 FLNG FEE 45-2494485 TREASURERS CHECK NO 3629932				(250.00)
ORGAN CHASE TRUST FEE FOR THE PERIOD 6-2015 TO 10-15-2015 ON ADJUSTED MV 14,869.89 PRINC \$8,983.97 PRORATED BASE FEE 0.250			(8,983.97)	
BENJAMIN HERING ESQ CO-TRUSTEE FEE FOR THE PERIOD 07-16-2015 TO 10-15-2015 ON ADJUSTED MV 48,702.79 INC \$714.29 TREASURERS CHECK NO 1260				(714.29)
TAX AWARE R/R FD - INSTL FUND 993 @ 0.026 PER SHARE (ID: 4812A2-53-8)	5,044.819	0.026		131.17
TOTAL RETURN FD - SEL FUND 3218 @ 0.026 PER PER SHARE (ID: 4812A4-43-5)	29,196.735	0.026		759.12



INFLOWS & OUTFLOWS

Settle Date	Type Selection Method	Description	Quantity Cost	Per Unit Amount
10/29	Div Domestic	JPM HIGH YIELD FD - SEL FUND 3580 @ 0.036 PER SHARE (ID 4812C0-80-3)	12,872 351	0.036
10/29	Div Domestic	JPM SHORT DURATION BD FD - SEL FUND 3133 @ 0 009 PER SHARE (ID 4812C1-33-0)	9,099 181	0 009
10/30	Div Domestic	SPDR S&P 500 ETF TRUST @ 1 03343 PER SHARE (ID 78462F-10-3)	601 000	1 033
10/30	Div Domestic	EATON VANCE GLOBAL MACRO-I 10/29/15 INCOME DIVIDEND @ 0.033 PER SHARE AS OF 10/29/15 (ID 277923-72-8)	5,019 685	0 033
11/2	Tax-Exempt Income	JPM TAX FREE MMKT INST SWEEP FD #840 (ID 870994-96-9)		
11/2	Interest Income	DEPOSIT SWEEP INTEREST FOR 10/01/15 - 10/31/15 @ 03% RATE ON AVG COLLECTED BALANCE OF \$38,224 06 AS OF 11/01/15		
11/2	Div Domestic	CULLEN HIGH DIVIDEND EQ-I 10/29/15 INCOME DIVIDEND @ 0 025 PER SHARE AS OF 10/29/15 (ID 230001-40-6)	3,517 638	0 025
11/2	Div Domestic	EATON VANCE FLOATING RATE-I 10/30/15 INCOME DIVIDEND @ 0 032 PER SHARE AS OF 10/30/15 (ID 277911-49-1)	7,221 935	0 032
11/2	Div Domestic	EATON VANCE FLOATING-RATE ADVANTAGE I 10/30/15 INCOME DIVIDEND @ 0 047 PER SHARE AS OF 10/30/15 (ID 277923-63-7)	9,916.759	0 047
11/2	Div Domestic	VANGUARD INTM TRM INV G-ADM 11/02/15 INCOME DIVIDEND @ 0.027 PER SHARE (ID 922031-81-0)	2,558.058	0 027
11/3	Div Domestic	RIDGEWORTH SEIX FLOATING - IS 11/02/15 INCOME DIVIDEND @ 0 032 PER SHARE AS OF 11/02/15 (ID 76628U-10-5)	5,679 287	0.031

J.P.Morgan



THE JACOB SILVERMAN CHARITABLE TRUST ACCT. P20403005
For the Period 1/1/15 to 12/31/15

Description	Quantity Cost	Per Unit Amount	PRINCIPAL Amount	INCOME Amount
GLOBAL RES ENH INDEX FD - SEL FUND 3457 OCT MONTHLY FEE OFFSET FROM JPMORGAN FOR USE OF AFFILIATED FUNDS (ID: 46637K-51-3)	3,222.586	0.005		15.71
INTL VALUE FD - INSTL FUND 1375 OCT ACCOUNT MONTHLY FEE OFFSET FROM JPMORGAN FOR USE OF AFFILIATED FUNDS (ID: 4812A0-57-3)	5,706.962	0.009		51.52
TAX AWARE EQ FD - INSTL FUND 1236 OCT MONTHLY FEE OFFSET FROM JPMORGAN FOR USE OF AFFILIATED FUNDS (ID: 4812A1-65-4)	4,678.854	0.013		60.03
TAX AWARE R/R FD - INSTL FUND 993 OCT MONTHLY FEE OFFSET FROM JPMORGAN FOR USE OF AFFILIATED FUNDS (ID: 4812A2-53-8)	5,044.819	0.004		18.61
TOTAL RETURN FD - SEL FUND 3218 OCT ACCOUNT MONTHLY FEE OFFSET FROM JPMORGAN FOR USE OF AFFILIATED FUNDS (ID: 4812A4-43-5)	29,196.735	0.004		113.02
LARGE CAP GRWTH FD - SEL FUND 3118 OCT MONTHLY FEE OFFSET FROM JPMORGAN FOR USE OF AFFILIATED FUNDS (ID: 4812C0-53-0)	2,113.377	0.025		53.27
HIGH YIELD FD - SEL FUND 3580 OCT ACCOUNT MONTHLY FEE OFFSET FROM JPMORGAN FOR USE OF AFFILIATED FUNDS (ID: 4812C0-80-3)	12,872.351	0.004		53.99
SHORT DURATION BD FD - SEL FUND 3133 OCT MONTHLY FEE OFFSET FROM JPMORGAN FOR USE OF AFFILIATED FUNDS (ID: 4812C1-33-0)	9,099.181	0.004		40.90
MKT EXP ENH INDEX FD - SEL FUND 3708 OCT MONTHLY FEE OFFSET FROM JPMORGAN FOR USE OF AFFILIATED FUNDS (ID: 4812C1-63-7)	3,743.937	0.004		16.34
FED 990PF REFUND			2,771.00	



INFLOWS & OUTFLOWS

Settle Date	Type Selection Method	Description	Quantity Cost	Per Unit Amount
11/27	Tax-Exempt Income	JPM TAX AWARE R/R FD - INSTL FUND 993 @ 0 023 PER SHARE (ID: 4812A2-53-8)	5,044.819	0 023
11/27	Div Domestic	JPM TOTAL RETURN FD - SEL FUND 3218 @ 0 025 PER SHARE (ID: 4812A4-43-5)	29,196 735	0.025
11/27	Div Domestic	JPM HIGH YIELD FD - SEL FUND 3580 @ 0 036 PER SHARE (ID: 4812C0-80-3)	12,872 351	0 036
11/27	Div Domestic	JPM SHORT DURATION BD FD - SEL FUND 3133 @ 0 007 PER SHARE (ID: 4812C1-33-0)	9,099 181	0.007
11/30	Div Domestic	EATON VANCE GLOBAL MACRO-I 11/27/15 INCOME DIVIDEND @ 0 032 PER SHARE AS OF 11/27/15 (ID 277923-72-8)	5,019 685	0.032
12/1	Tax-Exempt Income	JPM TAX FREE MMKT INST SWEEP FD #840 (ID 870994-96-9)		
12/1	Interest Income	DEPOSIT SWEEP INTEREST FOR 11/01/15 - 11/30/15 @ 03% RATE ON AVG COLLECTED BALANCE OF \$41,692 72 AS OF 12/01/15		
12/1	Div Domestic	CULLEN HIGH DIVIDEND EQ-I 11/27/15 INCOME DIVIDEND @ 0 053 PER SHARE AS OF 11/27/15 (ID 230001-40-6)	3,517 638	0.053
12/1	Div Domestic	EATON VANCE FLOATING RATE-I 11/30/15 INCOME DIVIDEND @ 0 030 PER SHARE AS OF 11/30/15 (ID 277911-49-1)	7,221 935	0 03
12/1	Div Domestic	EATON VANCE FLOATING-RATE ADVANTAGE I 11/30/15 INCOME DIVIDEND @ 0 045 PER SHARE AS OF 11/30/15 (ID: 277923-63-7)	9,916 759	0 045
12/1	Div Domestic	VANGUARD INTM TRM INV G-ADM 12/01/15 INCOME DIVIDEND @ 0 026 PER SHARE (ID: 922031-81-0)	2,558.058	0 026

J.P.Morgan



THE JACOB SILVERMAN CHARITABLE TRUST ACCT. P20403005
For the Period 1/1/15 to 12/31/15

Description	Quantity Cost	Per Unit Amount	PRINCIPAL Amount	INCOME Amount
SEWORTH SEIX FLOATING-IS 12/01/15 INCOME DEND @ 0.032 PER SHARE AS OF 12/01/15 (ID: 76628U-10-5)	5,679.287	0.033		185.80
GLBL RES ENH INDEX FD - SEL FUND 3457 NOV MONTH FEE OFFSET FROM JPMORGAN FOR USE OF AFFILIATED FUNDS (ID: 46637K-51-3)	3,222.586	0.005		16.23
INTL VALUE FD - INSTL FUND 1375 NOV ACCOUNT OFFSET FROM JPMORGAN FOR USE OF AFFILIATED FUNDS (ID: 4812A0-57-3)	5,706.962	0.009		49.66
TAX AWARE EQ FD - INSTL FUND 1236 NOV MONTH FEE OFFSET FROM JPMORGAN FOR USE OF AFFILIATED FUNDS (ID: 4812A1-65-4)	4,678.854	0.013		61.12
TAX AWARE R/R FD - INSTL FUND 993 NOV MONTH FEE OFFSET FROM JPMORGAN FOR USE OF AFFILIATED FUNDS (ID: 4812A2-53-8)	5,044.819	0.004		18.93
TOTAL RETURN FD - SEL FUND 3218 NOV ACCOUNT OFFSET FROM JPMORGAN FOR USE OF AFFILIATED FUNDS (ID: 4812A4-43-5)	29,196.735	0.004		106.02
LARGE CAP GRWTH FD - SEL FUND 3118 NOV MONTH FEE OFFSET FROM JPMORGAN FOR USE OF AFFILIATED FUNDS (ID: 4812C0-53-0)	2,113.377	0.025		53.14
HIGH YIELD FD - SEL FUND 3580 NOV ACCOUNT OFFSET FROM JPMORGAN FOR USE OF AFFILIATED FUNDS (ID: 4812C0-80-3)	12,872.351	0.004		51.10
SHORT DURATION BD FD - SEL FUND 3133 NOV MONTH FEE OFFSET FROM JPMORGAN FOR USE OF AFFILIATED FUNDS (ID: 4812C1-33-0)	9,099.181	0.004		38.65



INFLOWS & OUTFLOWS

Settle Date	Type Selection Method	Description	Quantity Cost	Per Unit Amount
12/7	Div Domestic	JPM MKT EXP ENH INDEX FD - SEL FUND 3708 NOV ACCOUNT FEE OFFSET FROM JPMORGAN FOR USE OF AFFILIATED FUNDS (ID: 4812C1-63-7)	3,743 937	0 004
12/11	Div Domestic	MATTHEWS ASIA DIVIDEND-INST 12/10/15 INCOME DIVIDEND @ 0 044 PER SHARE AS OF 12/10/15 (ID: 577130-75-0)	3,733 384	0 044
12/11	Div Domestic	MATTHEWS PACIFIC TIGER-INST 12/10/15 INCOME DIVIDEND @ 0 466 PER SHARE AS OF 12/10/15 (ID: 577130-83-4)	934 311	0 466
12/14	STCapitalGain Dist	JPM TOTAL RETURN FD - SEL FUND 3218 SHORT TERM CAPITAL GAINS @ 0 07075 (ID 4812A4-43-5)	29,196 735	0 071
12/14	STCapitalGain Dist	JPM SHORT DURATION BD FD - SEL FUND 3133 SHORT TERM CAPITAL GAINS @ 0 0002 (ID 4812C1-33-0)	9,099 181	
12/14	STCapitalGain Dist	JPM MKT EXP ENH INDEX FD - SEL FUND 3708 SHORT TERM CAPITAL GAINS @ 0 00509 (ID. 4812C1-63-7)	3,743 937	0.005
12/15	STCapitalGain Dist	INV BALANCED-RISK ALLOC-Y 12/11/15 SHORT TERM CAPITAL GAINS @ 0 231 PER SHARE AS OF 12/11/15 (ID 00141V-69-7)	3,661 835	0 231
12/15	STCapitalGain Dist	HARTFORD CAPITAL APPREC-I 12/14/15 SHORT TERM CAPITAL GAINS @ 0 541 PER SHARE AS OF 12/14/15 (ID: 416649-30-9)	696 362	0 541
12/15	Div Domestic	INV BALANCED-RISK ALLOC-Y 12/11/15 INCOME DIVIDEND @ 0 324 PER SHARE AS OF 12/11/15 (ID 00141V-69-7)	3,661.835	0 324
12/16	Div Domestic	MANNING & NAPIER WORLD OPPOR 12/15/15 INCOME DIVIDEND @ 0 124 PER SHARE AS OF 12/15/15 (ID 563821-54-5)	11,034.882	0 126

J.P.Morgan



THE JACOB SILVERMAN CHARITABLE TRUST ACCT. P20403005
For the Period 1/1/15 to 12/31/15

Description	Quantity Cost	Per Unit Amount	PRINCIPAL Amount	INCOME Amount
INTL VALUE-I 12/15/15 SHORT TERM CAPITAL S @ 0.294 PER SHARE AS OF 12/15/15 (5273E-82-2)	1,158.159	0.294		340.24
INTL VALUE-I 12/15/15 INCOME DIVIDEND @ PER SHARE AS OF 12/15/15 (ID. 55273E-82-2)	1,158.159	0.533		617.59
ARBITRAGE FD-I 12/17/15 SHORT TERM CAPITAL S @ 0.241 PER SHARE AS OF 12/17/15 (3875R-20-5)	2,154.410	0.241		519.45
DIVIDEND GROWTH FD-I 12/17/15 SHORT TERM TAL GAINS @ 0.086 PER SHARE AS OF 12/17/15 (2980D-70-7)	5,802.562	0.086		496.63
WE PRICE NEW ASIA 12/17/15 INCOME DIVIDEND 00 PER SHARE AS OF 12/17/15 (7956H-50-0)	270.342	0.20		54.07
WE PRICE OVERSEAS STOCK 12/17/15 INCOME DEND @ 0.190 PER SHARE AS OF 12/17/15 (7956H-75-7)	11,247.209	0.19		2,136.97
DIVIDEND GROWTH FD-I 12/17/15 INCOME DEND @ 0.119 PER SHARE AS OF 12/17/15 (2980D-70-7)	5,802.562	0.119		688.26
GLBL RES ENH INDEX FD - SEL FUND 3457 @ 44 PER SHARE (ID. 46637K-51-3)	3,222.586	0.344		1,109.99
INTL VALUE FD - INSTL FUND 1375 @ 0.17471 SHARE (ID: 4812A0-57-3)	5,706.962	0.175		997.06
TAX AWARE EQ FD - INSTL FUND 1236 @ 0.10125 SHARE (ID: 4812A1-65-4)	4,678.854	0.101		473.73
MKT EXP ENH INDEX FD - SEL FUND 3708 @ .76 PER SHARE (ID: 4812C1-63-7)	3,743.937	0.037		137.63



INFLOWS & OUTFLOWS

Settle Date	Type Selection Method	Description	Quantity Cost	Per Unit Amount
12/23	STCapitalGain Dist	BROWN ADV JAPAN ALPHA OPP-IS 12/21/15 SHORT TERM CAPITAL GAINS @ 0.179 PER SHARE AS OF 12/21/15 (ID 115233-57-9)	2,936.159	0.179
12/23	Div Domestic	DODGE & COX INTL STOCK FD 12/22/15 INCOME DIVIDEND @ 0.840 PER SHARE AS OF 12/22/15 (ID 256206-10-3)	2,602.362	0.84
12/23	Div Domestic	GATEWAY FD-Y 12/22/15 INCOME DIVIDEND @ 0.084 PER SHARE AS OF 12/22/15 (ID: 367829-88-4)	2,882.916	0.084
12/24	Grant Paid	PAID MATAN REPR CHARITABLE CONTRIBUTION TREASURERS CHECK NO. 3670329		
12/24	Grant Paid	PAID YCT RABBINICAL SCHOOL REPR CHARITABLE CONTRIBUTION TREASURERS CHECK NO. 3670330		
12/24	Grant Paid	PAID RAMAZ SCHOOL REPR CHARITABLE CONTRIBUTION TREASURERS CHECK NO. 3670331		
12/24	Grant Paid	PAID SAR ACADEMY REPR CHARITABLE CONTRIBUTION TREASURERS CHECK NO. 3670357		
12/24	Grant Paid	PAID SHEFA SCHOOL REPR CHARITABLE CONTRIBUTION TREASURERS CHECK NO. 3670358		
12/28	Misc Debit	TRANSFER FUNDS FROM PRIN TO INCOME TO COVER THE OVERDRAFT CAUSED BY DISTRIBUTION		
12/28	Misc Receipt	TRANSFER FROM PRIN TO INC TO COVER OVERDRAFT		
12/28	Div Domestic	ISHARES MSCI EAFE INDEX FUND @ 0.508359 PER SHARE (ID 464287-46-5)	1,277.000	0.508
12/28	Div Domestic	ISHARES MSCI CHINA ETF @ 0.631024 PER SHARE (ID 46429B-67-1)	598.000	0.631
12/28	Div Domestic	VANGUARD FTSE EUROPE ETF @ 0.202 PER SHARE (ID 922042-87-4)	956.000	0.202

J.P.Morgan



THE JACOB SILVERMAN CHARITABLE TRUST ACCT. P20403005
For the Period 1/1/15 to 12/31/15

Description	Quantity Cost	Per Unit Amount	PRINCIPAL Amount	INCOME Amount
TAX AWARE R/R FD - INSTL FUND 993 @ 0.025 PER SHARE (ID: 4812A2-53-8)	5,044,819	0.025		126.12
TOTAL RETURN FD - SEL FUND 3218 @ 0.034 PER SHARE (ID: 4812A4-43-5)	29,196,735	0.034		992.69
HIGH YIELD FD - SEL FUND 3580 @ 0.042 PER SHARE (ID: 4812C0-80-3)	12,872,351	0.042		540.64
SHORT DURATION BD FD - SEL FUND 3133 @ 0.008 PER SHARE (ID: 4812C1-33-0)	9,099,181	0.008		72.79
CORE S&P MIDCAP ETF @ 0.691003 PER SHARE (ID: 464287-50-7)	269,000	0.691		185.88
FAIRPOINTE MID CAP-I 12/30/15 INCOME DIVIDEND @ 0.230 PER SHARE AS OF 12/30/15 (ID: 00078H-15-8)	1,758,682	0.23		405.20
ADV JAPAN ALPHA OPP-IS 12/29/15 INCOME DIVIDEND @ 0.949 PER SHARE AS OF 12/29/15 (ID: 115233-57-9)	2,936,159	0.949		2,785.15
VANCE GLOBAL MACRO-I 12/30/15 INCOME DIVIDEND @ 0.033 PER SHARE AS OF 12/30/15 (ID: 277923-72-8)	5,019,685	0.033		165.65
VANCE GLOBAL MACRO-I 12/30/15 INCOME DIVIDEND @ 0.033 PER SHARE AS OF 12/30/15 (ID: 277923-72-8)	5,019,685	0.113		568.23
FORD CAPITAL APPREC-I 12/30/15 INCOME DIVIDEND @ 0.233 PER SHARE AS OF 12/30/15 (ID: 416649-30-9)	696,362	0.233		161.96
ASSUS CORE EQUITY FD-INS 12/30/15 INCOME DIVIDEND @ 0.520 PER SHARE AS OF 12/30/15 (ID: 701769-40-8)	1,640,243	0.52		852.76



INFLOWS & OUTFLOWS

Settle Date	Type Selection Method	Description	Quantity Cost	Per Unit Amount
12/31	Div Domestic	PIMCO COMMODITYPL STRAT-P 12/29/15 INCOME DIVIDEND @ 0 011 PER SHARE AS OF 12/29/15 (ID 72201P-16-7)	5,381.166	0 011

Total Inflows & Outflows

SWEEP ACCOUNT ACTIVITY

Settle Date	Type Selection Method	Description	Quantity
12/31	Net Sweep	JPM TAX FREE MMKT INST SWEEP FD #840 (ID 870994-96-9)	(62,801 500)

TRADE ACTIVITY

Note L indicates Long Term Realized Gain/Loss

Trade Date Settle Date	Type Selection Method	Description	Quantity	Per Unit Amount	Proceeds
1/2 1/2	LT Capital Gain Distribution	CULLEN HIGH DIVIDEND EQ-I 12/30/14 LONG TERM CAPITAL GAINS @ 0 565 PER SHARE AS OF 12/30/14 (ID 230001-40-6)	3,517 638	0 565	1,988 77
4/1 4/1	LT Capital Gain Distribution	VANGUARD INTM TRM INV G-ADM 04/01/15 LONG TERM CAPITAL GAINS @ 0 010 PER SHARE (ID 922031-81-0)	2,558 058	0 01	24 56

J.P.Morgan



THE JACOB SILVERMAN CHARITABLE TRUST ACCT. P20403005
For the Period 1/1/15 to 12/31/15

Description	Quantity	Per Unit Amount	Proceeds	Tax Cost	Realized Gain/Loss
BANK OF AMERICA CORP REPRESENTS PRO RATA SHARE OF THE NET SETTLEMENT FROM THE BANK OF AMERICA CLASS ACTION. DUE P20403005 THE JACOB SILVERMAN CHARITABLE TRUST FUTURE DISBURSEMENTS WILL OCCUR, PENDING NOTICE FROM PAYING AGENT (ID: 460505-10-4)			191.42		191.42 L
TAX AWARE EQ FD - INSTL FUND 1236 LONG TERM CAPITAL GAINS @ 0.00373 (ID: 4812A1-65-4)	4,678.854	0.004	17.45		
NASSUS CORE EQUITY FD-INS 11/24/15 LONG TERM CAPITAL GAINS @ 2.755 PER SHARE AS OF 11/24/15 (ID: 701769-40-8)	1,640.243	2.755	4,518.38		
THEWS ASIA DIVIDEND-INST 12/10/15 LONG TERM CAPITAL GAINS @ 0.230 PER SHARE AS OF 12/10/15 (ID: 577130-75-0)	3,733.384	0.23	860.40		
THEWS PACIFIC TIGER-INST 12/10/15 LONG TERM CAPITAL GAINS @ 2.214 PER SHARE AS OF 12/10/15 (ID: 577130-83-4)	934.311	2.214	2,068.79		
TAX AWARE EQ FD - INSTL FUND 1236 LONG TERM CAPITAL GAINS @ 1.22823 (ID: 4812A1-65-4)	4,678.854	1.228	5,746.71		
TOTAL RETURN FD - SEL FUND 3218 LONG TERM CAPITAL GAINS @ 0.00076 (ID: 4812A4-43-5)	29,196.735	0.001	22.19		
LARGE CAP GRWTH FD - SEL FUND 3118 LONG TERM CAPITAL GAINS @ 1.60013 (ID: 4812C0-53-0)	2,113.377	1.60	3,381.68		
HIGH YIELD FD - SEL FUND 3580 LONG TERM CAPITAL GAINS @ 0.00401 (ID: 4812C0-80-3)	12,872.351	0.004	51.62		
SHORT DURATION BD FD - SEL FUND 3133 LONG TERM CAPITAL GAINS @ 0.00846 (ID: 4812C1-33-0)	9,099.181	0.008	76.98		



THE JACOB SILVERMAN CHARITABLE
For th

Trade Date Settle Date	Type Selection Method	Description	Quantity	Per Unit Amount	Proceeds
Settled Sales/Maturities/Redemptions					
12/14 12/14	LT Capital Gain Distribution	JPM MKT EXP ENH INDEX FD - SEL FUND 3708 LONG TERM CAPITAL GAINS @ 2 13178 (ID: 4812C1-63-7)	3,743 937	2.132	7,981 25
12/15 12/15	LT Capital Gain Distribution	INV BALANCED-RISK ALLOC-Y 12/11/15 LONG TERM CAPITAL GAINS @ 0.188 PER SHARE AS OF 12/11/15 (ID 00141V-69-7)	3,661 835	0 188	688 42
12/15 12/15	LT Capital Gain Distribution	HARTFORD CAPITAL APPREC-I 12/14/15 LONG TERM CAPITAL GAINS @ 2 558 PER SHARE AS OF 12/14/15 (ID 416649-30-9)	696 362	2 558	1,781 36
12/17 12/17	LT Capital Gain Distribution	MFS INTL VALUE-I 12/15/15 LONG TERM CAPITAL GAINS @ 0 314 PER SHARE AS OF 12/15/15 (ID. 55273E-82-2)	1,158 159	0.314	364.03
12/18 12/18	LT Capital Gain Distribution	THE ARBITRAGE FD-I 12/17/15 LONG TERM CAPITAL GAINS @ 0.055 PER SHARE AS OF 12/17/15 (ID. 03875R-20-5)	2,154 410	0.055	118.79
12/18 12/18	LT Capital Gain Distribution	SIT DIVIDEND GROWTH FD-I 12/17/15 LONG TERM CAPITAL GAINS @ 1.757 PER SHARE AS OF 12/17/15 (ID: 82980D-70-7)	5,802 562	1.757	10,194 69
12/23 12/23	LT Capital Gain Distribution	BROWN ADV JAPAN ALPHA OPP-IS 12/21/15 LONG TERM CAPITAL GAINS @ 0.020 PER SHARE AS OF 12/21/15 (ID. 115233-57-9)	2,936 159	0 02	57 31
12/28 12/28	LT Capital Gain Distribution	VANGUARD INTM TRM INV G-ADM 12/28/15 LONG TERM CAPITAL GAINS @ 0 034 PER SHARE (ID 922031-81-0)	2,558 058	0 034	86 97
12/31 12/31	LT Capital Gain Distribution	ASTON/FAIRPOINTE MID CAP-I 12/30/15 LONG TERM CAPITAL GAINS @ 2 048 PER SHARE AS OF 12/30/15 (ID 00078H-15-8)	1,758 682	2 048	3,601 43
Total Settled Sales/Maturities/Redemptions					\$43,823.20

J.P.Morgan



THE JACOB SILVERMAN CHARITABLE TRUST ACCT. P20403005
For the Period 1/1/15 to 12/31/15

description	Quantity	Cost Basis Adjustments	Currency Gain/Loss USD
WON VANCE GLOBAL MACRO-I RETURN OF CAPITAL ADJUSTMENT FOR 2014 DIVIDENDS (ID 277923-72-8)	5,019 685	(194.72)	
STEWART ASIA DIVIDEND-INS RETURN OF CAPITAL ADJUSTMENT FOR 2014 DIVIDENDS (ID 577130-75-0)	3,733 384	(253 93)	
		(\$448.65)	