



See a Social Security Number? Say Something!  
Report Privacy Problems to <https://public.resource.org/privacy>  
Or call the IRS Identity Theft Hotline at 1-800-908-4490



Form **990-PF**

Department of the Treasury  
Internal Revenue Service

Return of Private Foundation  
or Section 4947(a)(1) Trust Treated as Private Foundation






▶ Do not enter social security numbers on this form as it may be made public.  
▶ Information about Form 990-PF and its instructions is at [www.irs.gov/form990pf](http://www.irs.gov/form990pf).

OMB No 1545-0052

**2015**  
Open to Public Inspection

For calendar year 2015, or tax year beginning 01-01-2015, and ending 12-31-2015

Name of foundation MYRTLE CASS TRUST		<b>A Employer identification number</b>  42-6563202	
Number and street (or P O box number if mail is not delivered to street address) C/O PO BOX 713		<b>B</b> Telephone number (see instructions)  (641) 236-6128	
City or town, state or province, country, and ZIP or foreign postal code GRINNELL, IA 501120713		<b>C</b> If exemption application is pending, check here <input type="checkbox"/>	
<b>G</b> Check all that apply <input type="checkbox"/> Initial return <input type="checkbox"/> Initial return of a former public charity <input type="checkbox"/> Final return <input type="checkbox"/> Amended return <input type="checkbox"/> Address change <input type="checkbox"/> Name change		<b>D 1.</b> Foreign organizations, check here <input type="checkbox"/> <b>2.</b> Foreign organizations meeting the 85% test, check here and attach computation <input type="checkbox"/>	
<b>H</b> Check type of organization <input checked="" type="checkbox"/> Section 501(c)(3) exempt private foundation <input type="checkbox"/> Section 4947(a)(1) nonexempt charitable trust <input type="checkbox"/> Other taxable private foundation		<b>E</b> If private foundation status was terminated under section 507(b)(1)(A), check here <input type="checkbox"/>	
<b>I</b> Fair market value of all assets at end of year (from Part II, col. (c), line 16) ▶ \$ 2,801,558		<b>F</b> If the foundation is in a 60-month termination under section 507(b)(1)(B), check here <input type="checkbox"/>	
<b>J</b> Accounting method <input checked="" type="checkbox"/> Cash <input type="checkbox"/> Accrual <input type="checkbox"/> Other (specify) _____ (Part I, column (d) must be on cash basis.)			

Part I Analysis of Revenue and Expenses <i>(The total of amounts in columns (b), (c), and (d) may not necessarily equal the amounts in column (a) (see instructions) )</i>		Revenue and expenses per books (a)	Net investment income (b)	Adjusted net income (c)	Disbursements for charitable purposes (d) (cash basis only)
Revenue	<b>1</b> Contributions, gifts, grants, etc , received (attach schedule) . . . . .				
	<b>2</b> Check <input type="checkbox"/> if the foundation is <b>not</b> required to attach Sch B . . . . .				
	<b>3</b> Interest on savings and temporary cash investments	53	53		
	<b>4</b> Dividends and interest from securities . . . . .	16,916	16,916		
	<b>5a</b> Gross rents . . . . .	114,318	114,318		
	<b>b</b> Net rental income or (loss) <u>70,935</u>				
	<b>6a</b> Net gain or (loss) from sale of assets not on line 10  <u>11,135</u>				
	<b>b</b> Gross sales price for all assets on line 6a <u>147,460</u>				
	<b>7</b> Capital gain net income (from Part IV, line 2) . . .		11,135		
	<b>8</b> Net short-term capital gain . . . . .				
	<b>9</b> Income modifications . . . . .				
	<b>10a</b> Gross sales less returns and allowances				
Operating and Administrative Expenses	<b>b</b> Less Cost of goods sold . . . . .				
	<b>c</b> Gross profit or (loss) (attach schedule) . . . . .				
	<b>11</b> Other income (attach schedule) . . . . .  <u>25</u>				
	<b>12 Total.</b> Add lines 1 through 11 . . . . .	142,447	142,422		
	<b>13</b> Compensation of officers, directors, trustees, etc	13,276	6,638		6,638
	<b>14</b> Other employee salaries and wages . . . . .				
	<b>15</b> Pension plans, employee benefits . . . . .				
	<b>16a</b> Legal fees (attach schedule). . . . .  <u>3,500</u>		1,750		1,750
	<b>b</b> Accounting fees (attach schedule). . . . .				
	<b>c</b> Other professional fees (attach schedule) . . . . .				
	<b>17</b> Interest . . . . .				
	<b>18</b> Taxes (attach schedule) (see instructions) . . .  <u>13,865</u>		12,365		
	<b>19</b> Depreciation (attach schedule) and depletion . . .  <u>9,953</u>		9,953		
	<b>20</b> Occupancy . . . . .				
	<b>21</b> Travel, conferences, and meetings. . . . .				
	<b>22</b> Printing and publications . . . . .				
	<b>23</b> Other expenses (attach schedule). . . . .  <u>25,234</u>		21,164		
	<b>24 Total operating and administrative expenses.</b> Add lines 13 through 23 . . . . .	65,828	51,870		8,388
	<b>25</b> Contributions, gifts, grants paid . . . . .	161,256			161,256
	<b>26 Total expenses and disbursements.</b> Add lines 24 and 25	227,084	51,870		169,644
	<b>27</b> Subtract line 26 from line 12				
	<b>a Excess of revenue over expenses and disbursements</b>	-84,637			
	<b>b Net investment income</b> (if negative, enter -0-)		90,552		
	<b>c Adjusted net income</b> (if negative, enter -0-) . . .				

Part II Balance Sheets		Attached schedules and amounts in the description column should be for end-of-year amounts only (See instructions )	Beginning of year	End of year	
			(a) Book Value	(b) Book Value	(c) Fair Market Value
Assets	1	Cash—non-interest-bearing . . . . .			
	2	Savings and temporary cash investments . . . . .	98,326	106,934	
	3	Accounts receivable ▶ _____			
		Less allowance for doubtful accounts ▶ _____			
	4	Pledges receivable ▶ _____			
		Less allowance for doubtful accounts ▶ _____			
	5	Grants receivable . . . . .			
	6	Receivables due from officers, directors, trustees, and other disqualified persons (attach schedule) (see instructions). . . . .			
	7	Other notes and loans receivable (attach schedule) ▶ _____			
		Less allowance for doubtful accounts ▶ _____			
	8	Inventories for sale or use . . . . .			
	9	Prepaid expenses and deferred charges . . . . .			
	10a	Investments—U S and state government obligations (attach schedule)			
	b	Investments—corporate stock (attach schedule) . . . . .	285,512	235,912	250,195
	c	Investments—corporate bonds (attach schedule) . . . . .	63,537	31,788	31,363
	11	Investments—land, buildings, and equipment basis ▶ _____			
	Less accumulated depreciation (attach schedule) ▶ _____				
12	Investments—mortgage loans. . . . .				
13	Investments—other (attach schedule) . . . . .				
14	Land, buildings, and equipment basis ▶ _____ 640,405				
	Less accumulated depreciation (attach schedule) ▶ 152,839	502,569	487,566	2,520,000	
15	Other assets (describe ▶ _____)				
16	Total assets(to be completed by all filers—see the instructions Also, see page 1, item I)	949,944	862,200	2,801,558	
Liabilities	17	Accounts payable and accrued expenses . . . . .			
	18	Grants payable . . . . .			
	19	Deferred revenue . . . . .			
	20	Loans from officers, directors, trustees, and other disqualified persons			
	21	Mortgages and other notes payable (attach schedule). . . . .			
	22	Other liabilities (describe ▶ _____)			
	23	Total liabilities(add lines 17 through 22) . . . . .		0	
Net Assets or Fund Balances	Foundations that follow SFAS 117, check here ▶ <input type="checkbox"/> and complete lines 24 through 26 and lines 30 and 31.				
	24	Unrestricted . . . . .			
	25	Temporarily restricted . . . . .			
	26	Permanently restricted . . . . .			
	Foundations that do not follow SFAS 117, check here ▶ <input checked="" type="checkbox"/> and complete lines 27 through 31.				
	27	Capital stock, trust principal, or current funds . . . . .	447,375	374,634	
	28	Paid-in or capital surplus, or land, bldg , and equipment fund	497,519	487,566	
	29	Retained earnings, accumulated income, endowment, or other funds	5,050		
	30	Total net assets or fund balances(see instructions) . . . . .	949,944	862,200	
31	Total liabilities and net assets/fund balances(see instructions) . . . . .	949,944	862,200		

Part III Analysis of Changes in Net Assets or Fund Balances			
1	Total net assets or fund balances at beginning of year—Part II, column (a), line 30 (must agree with end-of-year figure reported on prior year’s return) . . . . .	1	949,944
2	Enter amount from Part I, line 27a . . . . .	2	-84,637
3	Other increases not included in line 2 (itemize) ▶ _____	3	2,048
4	Add lines 1, 2, and 3 . . . . .	4	867,355
5	Decreases not included in line 2 (itemize) ▶ _____	5	5,155
6	Total net assets or fund balances at end of year (line 4 minus line 5)—Part II, column (b), line 30 . . . . .	6	862,200

Part IV

Capital Gains and Losses for Tax on Investment Income

List and describe the kind(s) of property sold (e g , real estate, <b>(a)</b> 2-story brick warehouse, or common stock, 200 shs MLC Co )		How acquired P—Purchase <b>(b)</b> D—Donation	Date acquired <b>(c)</b> (mo , day, yr )	Date sold <b>(d)</b> (mo , day, yr )
<b>1 a</b>	SEE ATTACHED	P		
<b>b</b>				
<b>c</b>				
<b>d</b>				
<b>e</b>				

<b>(e)</b> Gross sales price	Depreciation allowed <b>(f)</b> (or allowable)	Cost or other basis <b>(g)</b> plus expense of sale	Gain or (loss) <b>(h)</b> (e) plus (f) minus (g)
<b>a</b> 147,460		136,325	11,135
<b>b</b>			
<b>c</b>			
<b>d</b>			
<b>e</b>			

Complete only for assets showing gain in column (h) and owned by the foundation on 12/31/69			Gains (Col (h) gain minus col (k), but not less than -0-) <b>or</b> Losses (from col (h)) <b>(l)</b>
<b>(i)</b> F M V as of 12/31/69	Adjusted basis <b>(j)</b> as of 12/31/69	Excess of col (i) <b>(k)</b> over col (j), if any	
<b>a</b>			11,135
<b>b</b>			
<b>c</b>			
<b>d</b>			
<b>e</b>			

<b>2</b>	Capital gain net income or (net capital loss)	<div>If gain, also enter in Part I, line 7 If (loss), enter -0- in Part I, line 7</div>	<b>2</b>	11,135
<b>3</b>	Net short-term capital gain or (loss) as defined in sections 1222(5) and (6) <div>If gain, also enter in Part I, line 8, column (c) (see instructions) If (loss), enter -0- in Part I, line 8 . . . . .</div>	<div></div>	<b>3</b>	

Part V

Qualification Under Section 4940(e) for Reduced Tax on Net Investment Income

(For optional use by domestic private foundations subject to the section 4940(a) tax on net investment income )  
If section 4940(d)(2) applies, leave this part blank

Was the foundation liable for the section 4942 tax on the distributable amount of any year in the base period? ☐ Yes ☒ No  
If "Yes," the foundation does not qualify under section 4940(e) Do not complete this part

1 Enter the appropriate amount in each column for each year, see instructions before making any entries

<b>(a)</b> Base period years Calendar year (or tax year beginning in)	<b>(b)</b> Adjusted qualifying distributions	<b>(c)</b> Net value of noncharitable-use assets	<b>(d)</b> Distribution ratio (col (b) divided by col (c))
2014	123,670	3,440,481	000 035946
2013	114,759	2,509,491	000 045730
2012	109,400	2,271,957	000 048152
2011	82,275	2,276,797	000 036136
2010	148,136	2,329,495	000 063591

<b>2</b>	Total of line 1, column (d). . . . .	<b>2</b>	000 229555
<b>3</b>	Average distribution ratio for the 5-year base period—divide the total on line 2 by 5, or by the number of years the foundation has been in existence if less than 5 years	<b>3</b>	000 045911
<b>4</b>	Enter the net value of noncharitable-use assets for 2015 from Part X, line 5. . . . .	<b>4</b>	2,895,580
<b>5</b>	Multiply line 4 by line 3. . . . .	<b>5</b>	132,939
<b>6</b>	Enter 1% of net investment income (1% of Part I, line 27b). . . . .	<b>6</b>	906
<b>7</b>	Add lines 5 and 6. . . . .	<b>7</b>	133,845
<b>8</b>	Enter qualifying distributions from Part XII, line 4. . . . .	<b>8</b>	169,644

If line 8 is equal to or greater than line 7, check the box in Part VI, line 1b, and complete that part using a 1% tax rate See  
the Part VI instructions

Part VI

Excise Tax Based on Investment Income (Section 4940(a), 4940(b), 4940(e), or 4948—see page 18 of the instructions)

1a

Exempt operating foundations described in section 4940(d)(2), check here ☐ and enter "N/A" on line 1  
Date of ruling or determination letter \_\_\_\_\_  
(attach copy of letter if necessary—see instructions)

1

906

b

Domestic foundations that meet the section 4940(e) requirements in Part V, check here ☒ and enter 1% of Part I, line 27b . . . . .

2

c

All other domestic foundations enter 2% of line 27b. Exempt foreign organizations enter 4% of Part I, line 12, col. (b)

3

906

2

Tax under section 511 (domestic section 4947(a)(1) trusts and taxable foundations only. Others enter -0-)

4

3

Add lines 1 and 2. . . . .

5

906

4

Subtitle A (income) tax (domestic section 4947(a)(1) trusts and taxable foundations only. Others enter -0-)

6

5

Tax based on investment income. Subtract line 4 from line 3. If zero or less, enter -0- . . . . .

7

1,500

6

Credits/Payments

6a

2015 estimated tax payments and 2014 overpayment credited to 2015

6b

Exempt foreign organizations—tax withheld at source . . . . .

6c

Tax paid with application for extension of time to file (Form 8868). . . . .

6d

Backup withholding erroneously withheld . . . . .

7

1,500

8

Enter any penalty for underpayment of estimated tax. Check here ☐ if Form 2220 is attached

9

9

Tax due. If the total of lines 5 and 8 is more than line 7, enter amount owed . . . . .

10

594

10

Overpayment. If line 7 is more than the total of lines 5 and 8, enter the amount overpaid. . . . .

11

594

11

Enter the amount of line 10 to be Credited to 2015 estimated tax 594 Refunded

11

Part VII-A

Statements Regarding Activities

1a

During the tax year, did the foundation attempt to influence any national, state, or local legislation or did it participate or intervene in any political campaign? . . . . .

1a

b

Did it spend more than \$100 during the year (either directly or indirectly) for political purposes (see Instructions for definition)? . . . . .  
If the answer is "Yes" to 1a or 1b, attach a detailed description of the activities and copies of any materials published or distributed by the foundation in connection with the activities.

1b

c

Did the foundation file Form 1120-POL for this year? . . . . .

1c

d

Enter the amount (if any) of tax on political expenditures (section 4955) imposed during the year  
(1) On the foundation \$ (2) On foundation managers \$

2

e

Enter the reimbursement (if any) paid by the foundation during the year for political expenditure tax imposed on foundation managers \$

3

2

Has the foundation engaged in any activities that have not previously been reported to the IRS? . . . . .  
If "Yes," attach a detailed description of the activities.

4a

No

3

Has the foundation made any changes, not previously reported to the IRS, in its governing instrument, articles of incorporation, or bylaws, or other similar instruments? If "Yes," attach a conformed copy of the changes . . . . .

4b

No

4a

Did the foundation have unrelated business gross income of \$1,000 or more during the year? . . . . .

5

b

If "Yes," has it filed a tax return on Form 990-T for this year? . . . . .

6

5

Was there a liquidation, termination, dissolution, or substantial contraction during the year? . . . . .  
If "Yes," attach the statement required by General Instruction T.

7

Yes

6

Are the requirements of section 508(e) (relating to sections 4941 through 4945) satisfied either  
• By language in the governing instrument, or  
• By state legislation that effectively amends the governing instrument so that no mandatory directions that conflict with the state law remain in the governing instrument? . . . . .

8b

7

Did the foundation have at least \$5,000 in assets at any time during the year? If "Yes," complete Part II, col. (c), and Part XV. . . . .

9

No

8a

Enter the states to which the foundation reports or with which it is registered (see instructions)  
IA

10

No

b

If the answer is "Yes" to line 7, has the foundation furnished a copy of Form 990-PF to the Attorney General (or designate) of each state as required by General Instruction G? If "No," attach explanation .

9

No

9

Is the foundation claiming status as a private operating foundation within the meaning of section 4942(j)(3) or 4942(j)(5) for calendar year 2015 or the taxable year beginning in 2015 (see instructions for Part XIV)?  
If "Yes," complete Part XIV . . . . .

10

No

10

Did any persons become substantial contributors during the tax year? If "Yes," attach a schedule listing their names and addresses. . . . .

10

No

Form 990-PF (2015)

Part VII-A

Statements Regarding Activities *(continued)*

11	At any time during the year, did the foundation, directly or indirectly, own a controlled entity within the meaning of section 512(b)(13)? If "Yes," attach schedule (see instructions).	11		
12	Did the foundation make a distribution to a donor advised fund over which the foundation or a disqualified person had advisory privileges? If "Yes," attach statement (see instructions)	12		No
13	Did the foundation comply with the public inspection requirements for its annual returns and exemption application? Website address N/A	13	Yes	
14	The books are in care of WELLS FARGO BANK NA MAC N8032-042 Telephone no (800) 798-7878 Located at TRUST TAX 1248 O STREET - 4TH FLOOR LINCOLN NE ZIP+4 68508			
15	Section 4947(a)(1) nonexempt charitable trusts filing Form 990-PF in lieu of Form 1041—Check here and enter the amount of tax-exempt interest received or accrued during the year.	15		
16	At any time during calendar year 2015, did the foundation have an interest in or a signature or other authority over a bank, securities, or other financial account in a foreign country? See instructions for exceptions and filing requirements for FinCEN Form 114, Report of Foreign Bank and Financial Accounts (FBAR) If "Yes", enter the name of the foreign country	16	Yes	No

Part VII-B

Statements Regarding Activities for Which Form 4720 May Be Required

File Form 4720 if any item is checked in the "Yes" column, unless an exception applies.			Yes	No
1a	During the year did the foundation (either directly or indirectly) (1) Engage in the sale or exchange, or leasing of property with a disqualified person? (2) Borrow money from, lend money to, or otherwise extend credit to (or accept it from) a disqualified person? (3) Furnish goods, services, or facilities to (or accept them from) a disqualified person? (4) Pay compensation to, or pay or reimburse the expenses of, a disqualified person? (5) Transfer any income or assets to a disqualified person (or make any of either available for the benefit or use of a disqualified person)? (6) Agree to pay money or property to a government official? (Exception. Check "No" if the foundation agreed to make a grant to or to employ the official for a period after termination of government service, if terminating within 90 days ).	<input type="checkbox"/> Yes <input checked="" type="checkbox"/> No		
b	If any answer is "Yes" to 1a(1)–(6), did any of the acts fail to qualify under the exceptions described in Regulations section 53.4941(d)-3 or in a current notice regarding disaster assistance (see instructions)? Organizations relying on a current notice regarding disaster assistance check here.	<input type="checkbox"/> Yes <input checked="" type="checkbox"/> No	1b	
c	Did the foundation engage in a prior year in any of the acts described in 1a, other than excepted acts, that were not corrected before the first day of the tax year beginning in 2015?	<input type="checkbox"/> Yes <input checked="" type="checkbox"/> No	1c	No
2	Taxes on failure to distribute income (section 4942) (does not apply for years the foundation was a private operating foundation defined in section 4942(j)(3) or 4942(j)(5))			
a	At the end of tax year 2015, did the foundation have any undistributed income (lines 6d and 6e, Part XIII) for tax year(s) beginning before 2015? If "Yes," list the years 20 , 20 , 20 , 20	<input type="checkbox"/> Yes <input checked="" type="checkbox"/> No		
b	Are there any years listed in 2a for which the foundation is not applying the provisions of section 4942(a)(2) (relating to incorrect valuation of assets) to the year's undistributed income? (If applying section 4942(a)(2) to all years listed, answer "No" and attach statement—see instructions ).		2b	
c	If the provisions of section 4942(a)(2) are being applied to any of the years listed in 2a, list the years here 20 , 20 , 20 , 20			
3a	Did the foundation hold more than a 2% direct or indirect interest in any business enterprise at any time during the year?	<input type="checkbox"/> Yes <input checked="" type="checkbox"/> No		
b	If "Yes," did it have excess business holdings in 2015 as a result of (1) any purchase by the foundation or disqualified persons after May 26, 1969, (2) the lapse of the 5-year period (or longer period approved by the Commissioner under section 4943(c)(7)) to dispose of holdings acquired by gift or bequest, or (3) the lapse of the 10-, 15-, or 20-year first phase holding period? (Use Schedule C, Form 4720, to determine if the foundation had excess business holdings in 2015.).		3b	
4a	Did the foundation invest during the year any amount in a manner that would jeopardize its charitable purposes?		4a	No
b	Did the foundation make any investment in a prior year (but after December 31, 1969) that could jeopardize its charitable purpose that had not been removed from jeopardy before the first day of the tax year beginning in 2015?		4b	No

Part VII-B

Statements Regarding Activities for Which Form 4720 May Be Required (Continued)

5a

During the year did the foundation pay or incur any amount to

(1) Carry on propaganda, or otherwise attempt to influence legislation (section 4945(e))?

☐ Yes ☒ No

(2) Influence the outcome of any specific public election (see section 4955), or to carry on, directly or indirectly, any voter registration drive?

☐ Yes ☒ No

(3) Provide a grant to an individual for travel, study, or other similar purposes?

☐ Yes ☒ No

(4) Provide a grant to an organization other than a charitable, etc , organization described in section 4945(d)(4)(A)? (see instructions).

☐ Yes ☒ No

(5) Provide for any purpose other than religious, charitable, scientific, literary, or educational purposes, or for the prevention of cruelty to children or animals?

☐ Yes ☒ No

b

If any answer is "Yes" to 5a(1)–(5), did **any** of the transactions fail to qualify under the exceptions described in Regulations section 53.4945 or in a current notice regarding disaster assistance (see instructions)?

5b

No

Organizations relying on a current notice regarding disaster assistance check here. ☐

c

If the answer is "Yes" to question 5a(4), does the foundation claim exemption from the tax because it maintained expenditure responsibility for the grant?

☐ Yes ☒ No

If "Yes," attach the statement required by Regulations section 53.4945–5(d).

6a

Did the foundation, during the year, receive any funds, directly or indirectly, to pay premiums on a personal benefit contract?

☐ Yes ☒ No

b

Did the foundation, during the year, pay premiums, directly or indirectly, on a personal benefit contract?

6b

No

If "Yes" to 6b, file Form 8870.

7a

At any time during the tax year, was the foundation a party to a prohibited tax shelter transaction?

☐ Yes ☒ No

b

If yes, did the foundation receive any proceeds or have any net income attributable to the transaction?

7b

Part VIII

Information About Officers, Directors, Trustees, Foundation Managers, Highly Paid Employees, and Contractors

1

List all officers, directors, trustees, foundation managers and their compensation (see instructions).

(a) Name and address	Title, and average hours per week (b) devoted to position	(c) Compensation (If not paid, enter -0-)	(d) Contributions to employee benefit plans and deferred compensation	Expense account, (e) other allowances
JOHN F BIERMAN III	TRUSTEE 000 00	4,100		
920 MAIN ST PO BOX 713 GRINNELL,IA 50112				
WELLS FARGO BANK	TRUSTEE 000 00	9,176		
1248 O STREET 4TH FL LINCOLN,NE 68508				

2

Compensation of five highest-paid employees (other than those included on line 1—see instructions). If none, enter "NONE."

(a) Name and address of each employee paid more than \$50,000	Title, and average hours per week (b) devoted to position	(c) Compensation	Contributions to employee benefit plans and deferred compensation (d)	Expense account, (e) other allowances

Total number of other employees paid over \$50,000. ☐

Form 990-PF (2015)

Part VIII

Information About Officers, Directors, Trustees, Foundation Managers, Highly Paid Employees, and Contractors (continued)

3 Five highest-paid independent contractors for professional services (see instructions). If none, enter "NONE".

(a) Name and address of each person paid more than \$50,000	(b) Type of service	(c) Compensation

Total number of others receiving over \$50,000 for professional services. ▶

Part IX-A

Summary of Direct Charitable Activities

List the foundation's four largest direct charitable activities during the tax year. Include relevant statistical information such as the number of organizations and other beneficiaries served, conferences convened, research papers produced, etc.

	Expenses
1 THE TRUST'S SOLE PROGRAM IS THE DISTRIBUTION OF NET INCOME 30% TO THE TRUSTEES OF GRINNELL COLLEGE FOR SCHOLARSHIPS, 20% TO THE TRUSTEES OF GRINNELL REGIONAL MEDICAL CENTER, AND	0
2 50% TO THE WORLD WIDE CHURCH OF GOD (now known as Grace Communion International)	0
3	
4	

Part IX-B

Summary of Program-Related Investments (see instructions)

Describe the two largest program-related investments made by the foundation during the tax year on lines 1 and 2	Amount
1	
2	
All other program-related investments See instructions	
3	
Total. Add lines 1 through 3 ▶	



Part X

Minimum Investment Return

(All domestic foundations must complete this part. Foreign foundations,see instructions.)

1	Fair market value of assets not used (or held for use) directly in carrying out charitable, etc , purposes		
a	Average monthly fair market value of securities. . . . .	1a	336,438
b	Average of monthly cash balances. . . . .	1b	83,237
c	Fair market value of all other assets (see instructions). . . . .	1c	2,520,000
d	<b>Total</b> (add lines 1a, b, and c). . . . .	1d	2,939,675
e	Reduction claimed for blockage or other factors reported on lines 1a and 1c (attach detailed explanation). . . . .	1e	
2	Acquisition indebtedness applicable to line 1 assets. . . . .	2	
3	Subtract line 2 from line 1d. . . . .	3	2,939,675
4	Cash deemed held for charitable activities Enter 1 1/2% of line 3 (for greater amount, see instructions) . . . . .	4	44,095
5	<b>Net value of noncharitable-use assets.</b> Subtract line 4 from line 3 Enter here and on Part V, line 4	5	2,895,580
6	<b>Minimum investment return.</b> Enter 5% of line 5. . . . .	6	144,779

Part XI

Distributable Amount

(see instructions) (Section 4942(j)(3) and (j)(5) private operating foundations and certain foreign organizations check here ☐ and do not complete this part.)

1	Minimum investment return from Part X, line 6. . . . .	1	144,779
2a	Tax on investment income for 2015 from Part VI, line 5. . . . .	2a	906
b	Income tax for 2015 (This does not include the tax from Part VI ). . . . .	2b	
c	Add lines 2a and 2b. . . . .	2c	906
3	Distributable amount before adjustments Subtract line 2c from line 1. . . . .	3	143,873
4	Recoveries of amounts treated as qualifying distributions. . . . .	4	
5	Add lines 3 and 4. . . . .	5	143,873
6	Deduction from distributable amount (see instructions). . . . .	6	
7	<b>Distributable amount</b> as adjusted Subtract line 6 from line 5 Enter here and on Part XIII, line 1. . . . .	7	143,873

Part XII

Qualifying Distributions (see instructions)

1	Amounts paid (including administrative expenses) to accomplish charitable, etc , purposes		
a	Expenses, contributions, gifts, etc —total from Part I, column (d), line 26 . . . . .	1a	169,644
b	Program-related investments—total from Part IX-B. . . . .	1b	
2	Amounts paid to acquire assets used (or held for use) directly in carrying out charitable, etc , purposes. . . . .	2	
3	Amounts set aside for specific charitable projects that satisfy the		
a	Suitability test (prior IRS approval required). . . . .	3a	
b	Cash distribution test (attach the required schedule). . . . .	3b	
4	<b>Qualifying distributions.</b> Add lines 1a through 3b Enter here and on Part V, line 8, and Part XIII, line 4	4	169,644
5	Foundations that qualify under section 4940(e) for the reduced rate of tax on net investment income Enter 1% of Part I, line 27b (see instructions). . . . .	5	906
6	<b>Adjusted qualifying distributions.</b> Subtract line 5 from line 4. . . . .	6	168,738
<b>Note:</b> The amount on line 6 will be used in Part V, column (b), in subsequent years when calculating whether the foundation qualifies for the section 4940(e) reduction of tax in those years			

Part XIII

Undistributed Income (see instructions)

	(a) Corpus	(b) Years prior to 2014	(c) 2014	(d) 2015
1 Distributable amount for 2015 from Part XI, line 7				143,873
2 Undistributed income, if any, as of the end of 2015				
a Enter amount for 2014 only. . . . .			161,256	
b Total for prior years 2011 , 2012 , 2013				
3 Excess distributions carryover, if any, to 2015				
a From 2010. . . . .				
b From 2011. . . . .				
c From 2012. . . . .				
d From 2013. . . . .				
e From 2014. . . . .				
f Total of lines 3a through e. . . . .				
4 Qualifying distributions for 2015 from Part XII, line 4 ▶ \$ 169,644				
a Applied to 2014, but not more than line 2a			161,256	
b Applied to undistributed income of prior years (Election required—see instructions). . . . .				
c Treated as distributions out of corpus (Election required—see instructions). . . . .				
d Applied to 2015 distributable amount. . . . .				8,388
e Remaining amount distributed out of corpus				
5 Excess distributions carryover applied to 2015 (If an amount appears in column (d), the same amount must be shown in column (a).)				
6 Enter the net total of each column as indicated below:				
a Corpus Add lines 3f, 4c, and 4e Subtract line 5				
b Prior years' undistributed income Subtract line 4b from line 2b . . . . .				
c Enter the amount of prior years' undistributed income for which a notice of deficiency has been issued, or on which the section 4942(a) tax has been previously assessed. . . . .				
d Subtract line 6c from line 6b Taxable amount —see instructions . . . . .				
e Undistributed income for 2014 Subtract line 4a from line 2a Taxable amount—see instructions . . . . .				
f Undistributed income for 2016 Subtract lines 4d and 5 from line 1 This amount must be distributed in 2015 . . . . .				135,485
7 Amounts treated as distributions out of corpus to satisfy requirements imposed by section 170(b)(1)(F) or 4942(g)(3) (Election may be required - see instructions). . . . .				
8 Excess distributions carryover from 2010 not applied on line 5 or line 7 (see instructions). . .				
9 Excess distributions carryover to 2016. Subtract lines 7 and 8 from line 6a . . . . .				
10 Analysis of line 9				
a Excess from 2011. . . .				
b Excess from 2012. . . .				
c Excess from 2013. . . .				
d Excess from 2014. . . .				
e Excess from 2015. . . .				

## Part XIV

**b** Check box to indicate whether the organization is a private operating foundation described in section 4942(j)(3) or 4942(j)(5)

**Part XV** **Supplementary Information (Complete this part only if the organization had \$5,000 or more in assets at any time during the year—see instructions.)**

**a** List any managers of the foundation who have contributed more than 2% of the total contributions received by the foundation before the close of any tax year (but only if they have contributed more than \$5,000) (See section 507(d)(2) )

NONE

**b** List any managers of the foundation who own 10% or more of the stock of a corporation (or an equally large portion of the ownership of a partnership or other entity) of which the foundation has a 10% or greater interest

NONE

Check here ☒ if the foundation only makes contributions to preselected charitable organizations and does not accept unsolicited requests for funds. If the foundation makes gifts, grants, etc. (see instructions) to individuals or organizations under other conditions, complete items 2a, b, c, and d.

**a** The name, address, and telephone number or email address of the person to whom applications should be addressed

**b** The form in which applications should be submitted and information and materials they should include

**c** Any submission deadlines

**d** Any restrictions or limitations on awards, such as by geographical areas, charitable fields, kinds of institutions, or other factors

**Part XV**   **Supplementary Information**(continued)

**3 Grants and Contributions Paid During the Year or Approved for Future Payment**

Recipient Name and address (home or business)	If recipient is an individual, show any relationship to any foundation manager or substantial contributor	Foundation status of recipient	Purpose of grant or contribution	Amount
<b>a</b> <i>Paid during the year</i> GRINNELL COLLEGE 733 Broad Street Grinnell, IA 50112			Scholarships for students	48,377
GRINNELL REGIONAL MEDICAL CENTER 210 4th Avenue Grinnell, IA 50112			General support of hospital	32,251
GRACE COMMUNION INTERNATIONAL 2011 E Financial Way Glendora, CA 91741			General support of church	80,628
<b>Total</b> . . . . .			<b>3a</b>	161,256
<b>b</b> <i>Approved for future payment</i> GRINNELL COLLEGE 733 Broad Street Grinnell, IA 50112			Scholarships for students	40,645
GRINNELL REGIONAL MEDICAL CENTER 210 4th Avenue Grinnell, IA 50112			General support of hospital	27,097
GRACE COMMUNION INTERNATIONAL 2011 E Financial Way Glendora, CA 91741			General support of church	67,743
<b>Total</b> . . . . .			<b>3b</b>	135,485

Enter gross amounts unless otherwise indicated		Unrelated business income		Excluded by section 512, 513, or 514		(e) Related or exempt function income (See instructions )
		(a) Business code	(b) Amount	(c) Exclusion code	(d) Amount	
<b>1</b>	Program service revenue					
<b>a</b>	_____					
<b>b</b>	_____					
<b>c</b>	_____					
<b>d</b>	_____					
<b>e</b>	_____					
<b>f</b>	_____					
<b>g</b>	Fees and contracts from government agencies					
<b>2</b>	Membership dues and assessments. . . . .					
<b>3</b>	Interest on savings and temporary cash investments . . . . .			14	53	
<b>4</b>	Dividends and interest from securities. . . .			14	16,916	
<b>5</b>	Net rental income or (loss) from real estate					
<b>a</b>	Debt-financed property. . . . .					
<b>b</b>	Not debt-financed property. . . . .			16	70,935	
<b>6</b>	Net rental income or (loss) from personal property . . . . .					
<b>7</b>	Other investment income. . . . .					
<b>8</b>	Gain or (loss) from sales of assets other than inventory . . . . .			18	11,135	
<b>9</b>	Net income or (loss) from special events					
<b>10</b>	Gross profit or (loss) from sales of inventory . . . . .					
<b>11</b>	Other revenue <b>a</b> EXCISE TAX OVERPAYMENT _____		25	01		
<b>b</b>	_____					
<b>c</b>	_____					
<b>d</b>	_____					
<b>e</b>	_____					
<b>12</b>	Subtotal Add columns (b), (d), and (e). . .		25		99,039	
<b>13</b>	<b>Total.</b> Add line 12, columns (b), (d), and (e). . . . . (See worksheet in line 13 instructions to verify calculations )			<b>13</b>		99,064

[illegible]



**Note:** To capture the full content of this document, please select landscape mode (11" x 8.5") when printing.

**TY 2015 Depreciation Schedule**

**Name:** MYRTLE CASS TRUST

**EIN:** 42-6563202

**Software ID:** 15000290

**Software Version:** 15.3.0.0

Note: To capture the full content of this document, please select landscape mode (11" x 8.5") when printing.

TY 2015 Gain/Loss from Sale of Other Assets Schedule

Name: MYRTLE CASS TRUST

EIN: 42-6563202

Software ID: 15000290

Software Version: 15.3.0.0

Name	Date Acquired	How Acquired	Date Sold	Purchaser Name	Gross Sales Price	Basis	Basis Method	Sales Expenses	Total (net)	Accumulated Depreciation
SEE ATTACHED		P			147,460	136,325			11,135	



**TY 2015 General Explanation Attachment****Name:** MYRTLE CASS TRUST**EIN:** 42-6563202**Software ID:** 15000290**Software Version:** 15.3.0.0

TY 2015 Investments Corporate Bonds Schedule

**Name:** MYRTLE CASS TRUST

**EIN:** 42-6563202

**Software ID:** 15000290

**Software Version:** 15.3.0.0

Name of Bond	End of Year Book Value	End of Year Fair Market Value
CORPORATE BONDS	31,788	31,363

TY 2015 Investments Corporate Stock Schedule

**Name:** MYRTLE CASS TRUST

**EIN:** 42-6563202

**Software ID:** 15000290

**Software Version:** 15.3.0.0

Name of Stock	End of Year Book Value	End of Year Fair Market Value
CORPORATE STOCKS	235,912	250,195

TY 2015 Land, Etc.  
Schedule

**Name:** MYRTLE CASS TRUST

**EIN:** 42-6563202

**Software ID:** 15000290

**Software Version:** 15.3.0.0

Category / Item	Cost / Other Basis	Accumulated Depreciation	Book Value	End of Year Fair Market Value
LAND	640,405	152,839	487,566	2,520,000

TY 2015 Legal Fees Schedule

**Name:** MYRTLE CASS TRUST

**EIN:** 42-6563202

**Software ID:** 15000290

**Software Version:** 15.3.0.0

Category	Amount	Net Investment Income	Adjusted Net Income	Disbursements for Charitable Purposes
Bierman Bierman, P C	3,500	1,750		1,750

**TY 2015 Other Decreases Schedule****Name:** MYRTLE CASS TRUST**EIN:** 42-6563202**Software ID:** 15000290**Software Version:** 15.3.0.0

Description	Amount
2015 income received in 2016	103
Depreciation adjustment to correct for omitted special allowance deduction	5,050
Rounding error	2

TY 2015 Other Expenses Schedule

**Name:** MYRTLE CASS TRUST

**EIN:** 42-6563202

**Software ID:** 15000290

**Software Version:** 15.3.0.0

Description	Revenue and Expenses per Books	Net Investment Income	Adjusted Net Income	Disbursements for Charitable Purposes
SEE ATTACHED	25,234	21,164		

TY 2015 Other Income Schedule

**Name:** MYRTLE CASS TRUST

**EIN:** 42-6563202

**Software ID:** 15000290

**Software Version:** 15.3.0.0

Description	Revenue And Expenses Per Books	Net Investment Income	Adjusted Net Income
EXCISE TAX OVERPAYMENT APPLIED TO REFUND	25		



TY 2015 Other Increases Schedule

**Name:** MYRTLE CASS TRUST

**EIN:** 42-6563202

**Software ID:** 15000290

**Software Version:** 15.3.0.0

Description	Amount
2014 income received in 2015	2,048

TY 2015 Taxes Schedule

**Name:** MYRTLE CASS TRUST

**EIN:** 42-6563202

**Software ID:** 15000290

**Software Version:** 15.3.0.0

Category	Amount	Net Investment Income	Adjusted Net Income	Disbursements for Charitable Purposes
SEE ATTACHED	13,865	12,365		

**Additional Data**

**Software ID:** 15000290  
**Software Version:** 15.3.0.0  
**EIN:** 42-6563202  
**Name:** MYRTLE CASS TRUST

# Detail Report - 990PF

12/31/2015

MYRTLE CASS TRUST 42-6563202

Item No	Description of Property **** Indicates DISPOSED	Date Placed in Service	Business Use %	Cost or Other Basis	Sec 179 Deduction	Special Allowance	Recovery Basis	Rec Period	Method	Convention Code	Prior Accum. Deprec., 179, Bonus	2015 Current Deprec.	2015 Accum. Deprec.
	ROUND WIRE CRIB	12/1/1996	100.00%	1,000	0	0	1,000	25.0	SL/GDS	HY	730	40	770
	30' GRAIN BIN	12/1/1996	100.00%	12,000	0	0	12,000	25.0	SL/GDS	HY	8,760	480	9,240
	CATTLE SHED	12/1/1996	100.00%	5,000	0	0	5,000	25.0	SL/GDS	HY	3,567	200	3,767
	DWELLING	12/1/1996	100.00%	40,000	0	0	40,000	25.0	SL/GDS	HY	28,000	1,600	29,600
	MACHINE SHED	12/1/1996	100.00%	2,000	0	0	2,000	25.0	SL/GDS	HY	1,400	80	1,480
	24' GRAIN BIN	12/1/1996	100.00%	5,000	0	0	5,000	25.0	SL/GDS	HY	3,650	200	3,850
	SINGLE CRIB	12/1/1996	100.00%	1,000	0	0	1,000	25.0	SL/GDS	HY	730	40	770
	WIRE FENCE	12/1/1996	100.00%	51,587	0	0	51,587	25.0	SL/GDS	HY	36,361	2,063	38,424
	TILE	12/1/1996	100.00%	21,300	0	0	21,300	25.0	SL/GDS	HY	15,549	852	16,401
	TILE	1/10/2000	100.00%	5,263	0	0	5,263	15.0	SL/GDS	HY	5,089	174	5,263
	C/A, CARPET, WATER SOFTI	7/1/2003	100.00%	1,500	0	0	1,500	27.5	SL/GDS	MM	630	55	685
	RESHINGLE SOUTH PORCH	7/1/2003	100.00%	1,299	0	0	1,299	27.5	SL/GDS	MM	539	47	586
	RESHINGLE MAIN ROOF	7/1/2003	100.00%	5,800	0	0	5,800	27.5	SL/GDS	MM	2,418	211	2,629
	LAND	12/5/1996	100.00%	396,513	0	0	396,513	0	200DB	HY	0	0	0
	DOUBLE CRIB (INITIALLY \$21	12/5/1996	100.00%	0	0	0	0	7.0	200DB	HY	0	0	0
	RESIDENCE (\$60,000)	12/5/1996	100.00%	0	0	0	0	27.5	SL/GDS	MM	0	0	0
	CARPET	7/1/2005	100.00%	1,324	0	0	1,324	5.0	200DB	HY	1,324	0	1,324
	UPDATES TO RESIDENCE (\$	7/1/2005	100.00%	15,433	0	0	15,433	27.5	SL/GDS	MM	5,306	561	5,867
	FENCE ON SOUTH 80	7/1/2005	100.00%	3,892	0	0	3,892	7.0	150DB	HY	3,892	0	3,892
	RURAL WATER SYSTEM	7/1/2005	100.00%	3,384	0	0	3,384	15.0	150DB	HY	2,286	200	2,486
	HOUSE REPAIR	7/1/2008	100.00%	2,306	0	0	2,306	27.5	SL/GDS	MM	542	84	626
	FURNACE	7/1/2009	100.00%	2,961	0	0	2,961	27.5	SL/GDS	MM	589	108	697
	REPLACE PORCH CEILING	7/1/2009	100.00%	1,237	0	0	1,237	27.5	SL/GDS	MM	246	45	291
	TILE	7/1/2009	100.00%	3,323	0	0	3,323	15.0	150DB	HY	1,459	196	1,655
	TILE 5,411 ft	7/1/2010	100.00%	9,870	0	4,935	4,935	15.0	150DB	HY	6,795	307	7,102
	WINDOWS (6)	7/1/2010	100.00%	2,750	0	0	2,750	27.5	SL/GDS	MM	446	100	546
	DEHUMIDIFIER	7/1/2010	100.00%	229	0	115	114	7.0	150DB	HY	194	14	208
	TILE - 4,470' (@160)	1/19/2011	100.00%	5,811	0	0	5,811	15.0	150DB	HY	1,787	403	2,190
	TILE 3424' (@HOME FARM)	6/8/2011	100.00%	5,557	0	0	5,557	15.0	150DB	HY	1,709	385	2,094
	WINDOWS (6)	5/9/2011	100.00%	2,713	0	0	2,713	27.5	SL/GDS	MM	359	99	458
	TILE 4,955' -160	4/23/2012	100.00%	7,824	0	0	7,824	20.0	SL/ADS	MM	1,279	379	1,658
	WATER HEATER	3/5/2012	100.00%	751	0	0	751	40.0	SL/ADS	MM	53	19	72
	TILE INTAKES - HOME	4/23/2012	100.00%	1,954	0	0	1,954	20.0	SL/ADS	MM	320	94	414
	TILE INTAKES - 160	4/23/2012	100.00%	2,084	0	0	2,084	20.0	SL/ADS	MM	341	101	442
	TILE OUTLET	11/28/2012	100.00%	1,371	0	0	1,371	20.0	SL/ADS	MM	219	64	283
	WINDOWS (6)	6/13/2012	100.00%	2,615	0	0	2,615	40.0	SL/ADS	MM	165	65	230
	TILE 4,950' @ 1.63	1/28/2013	100.00%	8,049	0	0	8,049	20.0	SL/ADS	MM	788	402	1,190
	CULVERT (Jasper)	10/2/2013	100.00%	3,190	0	0	3,190	20.0	SL/ADS	MM	193	159	352
	CULVERT	1/27/2014	100.00%	2,515	0	0	2,515	20.0	SL/ADS	MM	121	126	247
	SubTotals			640,405	0	5,050	635,355				137,836	9,953	147,789
	Less. Disposed Assets			( 0 )	( 0 )	( 0 )	( 0 )				( 0 )	( 0 )	( 0 )
	Ending Totals			640,405	0	5,050	635,355				137,836	9,953	147,789

## Page 1 of 4

2/19/2016 10:52:16

**CASS, MYRTLE TRUST**  
**Trust Year Ending 12/31/2015**

Type	Description	Date	Shares	Price	Fed Cost	State Cost	Fed Gain	State Gain	(Type)
09247XAE1	BLACKROCK INC 5.000% 12/10/19								
	Sold	05/18/15	30000	33,883.50					
	Acq	06/23/10	30000	33,883.50	31,748.70	31,748.70	2,134.80	2,134.80	L
			Total for 5/18/2015		31,748.70	31,748.70	2,134.80	2,134.80	
	Note								
256206103	DODGE & COX INT'L STOCK FD 1048								
	Sold	05/18/15	152.174	7,000.00					
	Acq	11/15/04	152.174	7,000.00	4,400.87	4,400.87	2,599.13	2,599.13	L
			Total for 5/18/2015		4,400.87	4,400.87	2,599.13	2,599.13	
	Note								
262028855	DRIEHAUS ACTIVE INCOME FUND								
	Sold	05/18/15	476.19	5,000.00					
	Acq	04/18/13	15.361	161.29	165.44	165.44	-4.15	-4.15	L
	Acq	05/15/13	460.829	4,838.71	5,000.00	5,000.00	-161.29	-161.29	L
			Total for 5/18/2015		5,165.44	5,165.44	-165.44	-165.44	
	Note								
262028855	DRIEHAUS ACTIVE INCOME FUND								
	Sold	10/06/15	913.144	9,213.62					
	Acq	04/18/13	913.144	9,213.62	9,834.56	9,834.56	-620.94	-620.94	L
			Total for 10/6/2015		9,834.56	9,834.56	-620.94	-620.94	
	Note								
314172560	FEDERATED STRAT VAL DIV FD IS 662								
	Sold	05/18/15	491.803	3,000.00					
	Acq	07/02/09	491.803	3,000.00	1,711.47	1,711.47	1,288.53	1,288.53	L
			Total for 5/18/2015		1,711.47	1,711.47	1,288.53	1,288.53	
	Note								
339128100	JP MORGAN MID CAP VALUE-I 758								
	Sold	05/18/15	103.493	4,000.00					
	Acq	05/06/08	103.493	4,000.00	2,484.87	2,484.87	1,515.13	1,515.13	L
			Total for 5/18/2015		2,484.87	2,484.87	1,515.13	1,515.13	
	Note								

2/19/2016 10:52:16

**CASS, MYRTLE TRUST**  
**12 Month Year Ending 12/31/2015**

Type	Description	Date	Shares	Price	Fed Cost	State Cost	Fed Gain	State Gain	(Type)
4812A2389	JPMORGAN U.S. L/C CORE PLUS-S 1002								
Sold	05/18/15	130.591	4,000.00						
Acq	06/17/09	130.591	4,000.00	1,900.10	1,900.10	2,099.90	2,099.90	L	
		Total for 5/18/2015		1,900.10	1,900.10	2,099.90	2,099.90		
Note									
693390304	PIMCO LOW DURATION FD I 36								
Sold	05/18/15	998.004	10,000.00						
Acq	08/04/11	437.767	4,386.43	4,600.93	4,600.93	-214.50	-214.50	L	
Acq	01/25/10	560.237	5,613.57	5,815.26	5,815.26	-201.69	-201.69	L	
		Total for 5/18/2015		10,416.19	10,416.19	-416.19	-416.19		
Note									
693390882	PIMCO FOREIGN BD FD USD H-INST 103								
Sold	05/18/15	751.174	8,000.00						
Acq	04/18/13	751.174	8,000.00	8,195.31	8,195.31	-195.31	-195.31	L	
		Total for 5/18/2015		8,195.31	8,195.31	-195.31	-195.31		
Note									
693390882	PIMCO FOREIGN BD FD USD H-INST 103								
Sold	10/06/15	2035.665	21,639.12						
Acq	05/13/14	925.069	9,833.48	10,000.00	10,000.00	-166.52	-166.52	L	
Acq	10/18/13	945.18	10,047.26	10,000.00	10,000.00	47.26	47.26	L	
Acq	04/18/13	165.416	1,758.37	1,804.69	1,804.69	-46.32	-46.32	L	
		Total for 10/6/2015		21,804.69	21,804.69	-165.57	-165.57		
Note									
693391559	PIMCO EMERG MKTS BD-INST 137								
Sold	05/18/15	380.952	4,000.00						
Acq	01/25/10	380.952	4,000.00	3,950.47	3,950.47	49.53	49.53	L	
		Total for 5/18/2015		3,950.47	3,950.47	49.53	49.53		
Note									
693391559	PIMCO EMERG MKTS BD-INST 137								
Sold	10/06/15	1489.491	14,358.69						
Acq	01/25/10	1489.491	14,358.69	15,446.03	15,446.03	-1,087.34	-1,087.34	L	
		Total for 10/6/2015		15,446.03	15,446.03	-1,087.34	-1,087.34		
Note									

**CASS, MYRTLE TRUST**  
Trust Year Ending 12/31/2015

Type	Description	Date	Shares	Price	Fed Cost	State Cost	Fed Gain	State Gain	(Type)
74144Q203	T ROWE PRICE INST EM MKT EQ 146								
Sold		05/18/15	154.943	5,000.00					
Acq		08/03/11	33.036	1,066.07	1,035.02	1,035.02	31.05	31.05	L
Acq		01/08/13	121.907	3,933.93	3,820.57	3,820.57	113.36	113.36	L
			Total for 5/18/2015		4,855.59	4,855.59	144.41	144.41	
Note									
74253Q416	PRINCIPAL PREFERRED SEC-INS 4929								
Sold		05/18/15	966.184	10,000.00					
Acq		04/18/13	466.418	4,827.42	5,000.00	5,000.00	-172.58	-172.58	L
Acq		07/02/09	499.766	5,172.58	3,883.18	3,883.18	1,289.40	1,289.40	L
			Total for 5/18/2015		8,883.18	8,883.18	1,116.82	1,116.82	
Note									
74253Q416	PRINCIPAL PREFERRED SEC-INS 4929								
Sold		10/06/15	689.655	7,000.00					
Acq		07/02/09	689.655	7,000.00	5,358.62	5,358.62	1,641.38	1,641.38	L
			Total for 10/6/2015		5,358.62	5,358.62	1,641.38	1,641.38	
Note									
74253Q580	PRINCIPAL INV R/E SEC-IS FUND 4934								
Sold		05/18/15	130.208	3,000.00					
Acq		05/13/14	130.208	3,000.00	2,647.13	2,647.13	352.87	352.87	L
			Total for 5/18/2015		2,647.13	2,647.13	352.87	352.87	
Note									
780905840	ROYCE PENNSYLVANIA MUT FD-INV 260								
Sold		05/18/15	225.734	3,000.00					
Acq		12/17/14	91.771	1,219.63	1,160.90	1,160.90	58.73	58.73	S
Acq		11/15/04	133.963	1,780.37	1,375.80	1,375.80	404.57	404.57	L
			Total for 5/18/2015		2,536.70	2,536.70	463.30	463.30	
Note									
780905840	ROYCE PENNSYLVANIA MUT FD-INV 260								
Sold		10/06/15	170.503	2,000.00					
Acq		11/15/04	170.503	2,000.00	1,751.07	1,751.07	248.93	248.93	L
			Total for 10/6/2015		1,751.07	1,751.07	248.93	248.93	
Note									

**Statement of Capital Gains and Losses From Sales**  
 (Does not include capital gain distributions from mutual  
 funds or CTF's - See Tax Transaction Detail)

Account Id: 750516

**CASS, MYRTLE TRUST**  
 Trust Year Ending 12/31/2015

Type	Description	Date	Shares	Price	Fed Cost	State Cost	Fed Gain	State Gain	(Type)
78463X863	SPDR DJ WILSHIRE INTERNATIONAL REAL								
Sold		05/18/15	100	4,499.92					
Acq		05/13/14	100	4,499.92	4,369.00	4,369.00	130.92	130.92	L
Total for 5/18/2015					4,369.00	4,369.00	130.92	130.92	
Note									
Total for Account: 750516					147,459.99	147,459.99	11,134.86	11,134.86	
Total Proceeds:						Fed		State	
158,594.85					S/T Gain/Loss	58.73		58.73	
					L/T Gain/Loss	11,076.13		11,076.13	



**Myrtle Cass Trust****Employer Identification Number: 42-6055488****Page 1****Attachment to Form 990-PF (2015)****Part I, Line 3, Interest on savings & temporary cash investments:**

Wells Fargo Bank Iowa, N.A. - Trustee's accounts.....	8
State Bank & Trust Company - Farm account.....	<u>45</u>

53

**Part I, Line 4, Dividends & interest from securities (before W/H):**

AQR Managed Futures .....	322
ASG Global 1993.....	101
Ashmore Emerging Markets.....	219
Blackrock.....	193
Blackrock Global L/S #1833.. ..	671
Dodge & Cox Income Fund #147.....	1,353
Dodge & Cox Int'l Stock Fund 1048 (WH).....	214
Dreyfus International Bond Fund #6094.....	616
Driehaus Active Income Fund.....	332
E-Traes Alerian.....	50
Federated Strategic Value #662. ....	1,373
General Elec Cap Corp .....	1,620
Harbor International. (WH).....	473
HSBC Frontier Markets (WH).....	179
JP Morgan Mid Cap Value #758 ... ..	644
JP Morgan U S. L/C Core Plus-S #1002. ....	2,321
PIMCO Emerg Mkts #137. ....	648
Pimco Foreign Bond FD #103... ..	345
Pimco High Yield F Inst #108.....	943
Pimco Low Duration #36.....	536
Principal Global Multi-Strategy Fund #4684. ....	89
Principal Inv R/E #4934.....	571
Principal Midcap Fund #4749.....	303
Principal Pref #4929 .....	895
Boston Partners (Robeco BP Lng/Shrt). ....	355
Royce Pennsylvania Mutual #260 .....	981
SPDR DJ Wilshire Intl (WH).....	260
T Rowe Price # 146 (WH).....	73
Vanguard Emerging Mkts ETF(WH) ....	<u>236</u>

16,916

**Part I, Line 5a, Gross rents:**

See Attachment p 7 .....	114,318
--------------------------	---------

**Part I, Line 5b, Net rents:**

See Attachment p 7 .....	70,935
--------------------------	--------

**Myrtle Cass Trust****Employer Identification Number: 42-6055488****Page 2****Attachment to Form 990-PF (2015)****Part I, Line 11, Other income:**

Excise tax refund..... 0  
Excise tax overpayment applied to estimate..... 25

25

**Part I, Line 13a, Trustee fee:**

John F. Bierman, III... .. 4,100  
Wells Fargo Bank Iowa, N.A.. .. 9,176

13,276

**Part I, Line 16a, Legal fees:**

Bierman & Bierman, P.C... .. 3,500

**Part I, Line 18, Taxes: (columns 7 a & b)**

Excise tax based on net investment income:

Tax paid with prior year return. .... 0

Estimates paid: .

Overpayment applied to estimate.... .. 25  
06/01/15 . .... 475  
07/05/15..... 500  
10/03/15 ..... 500  
..... 0

1,500

1,500

Taxes re net investment income. (column b)

Foreign taxes ..... 99

Farm real estate taxes (See Attachment p. 6)..... 12,266

Column 7b ..... 12,365

Column 7a ..... 13,865

**Part I, Line 19, Depreciation (See Attachment p. 7):** ..... 9,953

**Part I, Line 23, Other expenses:**

(Charitable purposes/non investment)

Appraisal ..... 4,000

Postage, Copies, Etc..... 60

Court Costs.. .. 10

4,070

**Investment portion:**

Farm rental expenses (less real estate taxes and depreciation):

Total farm rental expenses..... 43,383

Less real estate taxes.... .. (12,266)

Less depreciation..... (9,953)

21,164

Column 23b .. .. 21,164

Column 23a ..... 25,234

---

**Myrtle Cass Trust****Employer Identification Number: 42-6055488****Page 3****Attachment to Form 990-PF (2015)**

---

**Part I, Line 25 Contributions (distributions)**

Grinnell College.....	48,377
Grace Communion International.....	80,628
Grinnell Regional Medical Center.....	<u>32,251</u>

161,256

**Myrtle Cass Trust****Employer Identification Number: 42-6055488****Page 4****Attachment to Form 990-PF (2015)**

Part X. Line 1a, Average fair market value of securities:

	AQR Managed	ASG Global Alt #1993	Ashmore Emerging	BlackRock	Blackrock Global #1833
January	3,389	3,103	0	34,542	
February	3,362	3,203	0	34,058	
March	3,511	3,219	0	34,141	
April	3,399	3,130	0	34,064	
May	3,393	3,165	0	0	
June	3,219	3,049	0	0	
July	3,289	3,078	0	0	
August	3,338	2,897	0	0	
September	3,420	2,870	0	0	
October	5,282	4,931	10,166	0	4,015
November	5,375	4,963	10,102	0	4,008
December	4,952	4,858	9,554	0	3,772
	45,928	42,465	29,822	136,805	11,795
Average	3,827	3,539	9,941	34,201	3,932
Held from	01/01/15	01/01/15	10/07/15	01/01/15	10/07/15
Held to	12/31/15	12/31/15	12/31/15	05/21/15	12/31/15
Adjusted Average	3,827	3,539	2,342	13,212	926

	Boston Ptrs (Robeco)	Dodge & Cox Income #147	Dodge & Cox Int'l #1048	Dreyfus Int'l #6094	Driehaus Active Fund
January	9,123	34,393	16,303	0	14,477
February	9,491	34,295	17,228	0	14,657
March	9,429	34,147	17,127	0	14,519
April	9,466	34,147	17,689	0	14,574
May	9,669	49,095	10,726	0	9,588
June	9,515	48,278	10,419	0	9,460
July	9,546	48,420	10,247	0	9,460
August	9,325	48,030	9,402	0	9,378
September	9,172	47,533	8,816	0	9,168
October	9,589	48,030	9,499	17,000	0
November	9,577	47,994	9,345	16,506	0
December	9,147	47,178	8,687	15,979	0
	113,049	521,538	145,488	49,484	105,281
Average	9,421	43,462	12,124	16,495	11,698
Held from	01/01/15	01/01/15	01/01/15	10/07/15	01/01/15
Held to	12/31/15	12/31/15	12/31/15	12/31/15	10/07/15
Adjusted Average	9,421	43,462	12,124	3,886	8,974

**Myrtle Cass Trust****Employer Identification Number: 42-6055488****Page 5****Attachment to Form 990-PF (2015)**

	<u>E-Tracs Alerian</u>	<u>Federated Strat. #662</u>	<u>General Elec Cap Corp</u>	<u>Harbor International</u>	<u>HSBC Frontier</u>
January	0	19,348	32,672	10,409	4,208
February	0	19,575	32,558	11,120	4,292
March	0	19,153	32,465	11,025	4,215
April	0	19,608	32,365	11,549	4,502
May	0	16,587	32,257	11,566	4,322
June	0	16,007	32,058	11,199	4,375
July	0	16,642	31,928	11,194	4,352
August	0	15,759	31,762	10,296	4,001
September	0	15,649	31,725	9,746	3,908
October	2,896	16,808	31,670	10,566	4,071
November	2,668	16,394	31,603	10,257	3,824
December	2,616	15,566	31,363	9,562	3,691
	<u>8,180</u>	<u>207,095</u>	<u>384,427</u>	<u>128,489</u>	<u>49,763</u>
Average	2,727	17,258	32,036	10,707	4,147
Held from	10/09/15	01/01/15	01/01/15	01/01/15	01/01/15
Held to	12/31/15	12/31/15	12/31/15	12/31/15	12/31/15
Adjusted Average	628	17,258	32,036	10,707	4,147

	<u>JP Morgan Mid Cap #758</u>	<u>JP Morgan US Large #1002</u>	<u>Pimco Emerg Markets #137</u>	<u>Pimco Foreign #103</u>	<u>Pimco High Yield #108</u>
January	14,088	30,410	18,742	30,572	11,931
February	14,777	32,375	19,079	30,488	12,126
March	14,909	31,948	19,135	30,683	11,996
April	14,642	31,713	19,640	30,293	12,061
May	10,914	28,742	15,535	21,822	12,035
June	10,707	28,170	15,178	21,415	11,802
July	10,832	28,526	15,074	21,761	11,802
August	10,267	26,765	14,612	21,537	11,607
September	9,927	25,678	13,957	21,578	11,230
October	10,472	27,889	0	0	11,542
November	10,506	27,973	0	0	11,256
December	9,632	25,116	0	0	10,724
	<u>141,672</u>	<u>345,305</u>	<u>150,950</u>	<u>230,150</u>	<u>140,113</u>
Average	11,806	28,775	16,772	25,572	11,676
Held from	01/01/15	01/01/15	01/01/15	01/01/15	01/01/15
Held to	12/31/15	12/31/15	10/07/15	10/07/15	12/31/15
Adjusted Average	11,806	28,775	12,866	19,617	11,676

**Myrtle Cass Trust****Employer Identification Number: 42-6055488****Page 6****Attachment to Form 990-PF (2015)**

	Pimco Low Duration #36	Principal Gl Strat. #4684	Principal Inv. RE Sec. #4934	Principal Midcap #4749	Principal Pref. #4929
January	28,702	0	11,982	0	24,760
February	28,816	0	11,667	0	24,856
March	28,788	0	11,810	0	24,952
April	28,702	0	11,112	0	24,904
May	18,625	0	8,159	0	14,751
June	18,570	0	7,772	0	14,551
July	18,551	0	8,246	0	14,651
August	18,421	0	7,758	0	14,565
September	18,310	0	7,979	0	14,479
October	18,384	3,019	8,409	5,193	7,589
November	18,347	3,019	8,362	5,232	7,574
December	18,291	2,904	8,062	4,800	7,485
	<u>262,508</u>	<u>8,942</u>	<u>111,319</u>	<u>15,225</u>	<u>195,116</u>
Average	21,876	2,981	9,277	5,075	16,260
Held from	01/01/15	10/07/15	01/01/15	10/07/15	01/01/15
Held to	12/31/15	12/31/15	12/31/15	12/31/15	12/31/15
Adjusted Average	21,876	702	9,277	1,196	16,260

	Royce Pennsyl. #260	SPDR DJ Wilshire	T Rowe Pr. Emerg. #146	Vanguard Emerg. Mkts ETF
January	10,381	12,918	13,994	3,994
February	11,017	13,314	14,418	8,360
March	11,144	12,996	14,297	8,174
April	11,017	13,299	14,988	8,780
May	8,114	8,696	9,749	8,468
June	8,089	8,372	9,534	8,176
July	7,828	8,458	9,007	7,664
August	7,405	7,890	8,200	6,908
September	7,038	7,868	8,038	6,618
October	5,433	8,292	8,524	6,968
November	5,496	8,014	8,424	6,808
December	5,152	7,824	8,100	6,542
	<u>98,113</u>	<u>117,941</u>	<u>127,275</u>	<u>87,460</u>
Average	8,176	9,828	10,606	7,288
Held from	01/01/15	01/01/15	01/01/15	01/01/15
Held to	12/31/15	12/31/15	12/31/15	12/31/15
Adjusted Average	8,176	9,828	10,606	7,288

Adjusted Average

336,438

**Myrtle Cass Trust****Employer Identification Number: 42-6055488****Page 7****Attachment to Form 990-PF (2015)**

## Part X. Line 1b. Average cash balances:

	Farm Account		Trustee's Account	
	First day	Last day	First day	Last day
January	20,819	21,187	77,506	79,555
February	21,187	21,558	79,555	76,582
March	21,558	25,652	76,582	102,247
April	25,652	25,956	102,247	102,783
May	25,956	26,326	102,783	31,493
June	26,326	26,696	31,493	30,545
July	26,696	27,066	30,545	23,412
August	27,066	27,437	23,412	24,524
September	27,437	21,494	24,524	23,825
October	21,494	33,896	23,825	32,501
November	33,896	78,629	32,501	32,855
December	78,629	16,913	32,855	90,021
	356,716	352,809	637,829	650,344
Average		29,564		53,674
Average of both accounts ... ..				83,237
Cash on hand at the end of the year .....				106,934

**RENTAL FARM INCOME***(All farms for 290)*

## Rents received:

Cash rent .....	101,240
USDA (CRP & cost sharing) .....	13,078

114,318

## Expenses:

Insurance (Hertz).....	1,115
Insurance (Wells Fargo).....	161

1,276

## Repairs

Reshaping of waterways .....	6,300
Interior paint .....	69
Plugged tile & blowouts . ...	3,968
	10,337

10,337

Real estate taxes.....	12,266
Utilities (house fuel & electric).....	406
Depreciation (see attached schedule).....	9,953
Management Fee .....	9,145
Machine Hire.....	0
Seed .....	0
Misc. - measuring fee.. ...	0

31,770

(43,383)

Net Farm Income..... 70,935



**Myrtle Cass Trust****Employer Identification Number: 42-6055488****Page 9****Attachment to Form 990-PF (2015)**

Part III (reconciliation of columns (a) & (b), line 31)			
1	Total beginning fund balances - Part II, column (a), line 31.....	949,944	
2	Revenue less expenses.....	-84,637	
3	Increase (not caused by receipts or expenses shown in Part 1, column (a))	2,048	
	Income received in current year but taxed in preceding year:		
	Income received in current year but taxed in proceeding year (:	2,048	
	Rental Deposit.....	0	
	Other - rounding error/unreconciled amount.....	0	
4	Total lines 1,2 and 3.....	0	867,355
5	Decrease (not caused by receipts or expenses shown in Part 1, col	0	
	Income received in following year but taxed in current year:	0	
	Income received in following year but taxed in current year (see reconciliation t.		5,155
0		103	
	Rental Deposit.....	1	
	Other - rounding error/unreconciled amount.....	1	
6	Total ending fund assets (line 4 minus line 5) - Part II , column (b), line 31.....		862,200
	NEEDED TO RECONCILE.....		0

Exhibit "A-4"  
ASSETS OF THE  
MYRTLE CASS TRUST

	Value on 12/31/14	Value on 12/31/15	Change
--	----------------------	----------------------	--------

**BANK ACCOUNTS, CASH & CD's:**

**Wells Fargo Bank**

	Type	Account No.	Face Amount	Interest Rate	Maturity Date			
1	MM	750516	N/A			\$77,506.33	\$90,021.46	\$12,515.13

**State Bank & Trust**

	Type	Account No.	Face Amount	Interest Rate	Maturity Date			
2	MM	246476	N/A (farm account)			\$20,819.25	\$16,912.80	-\$3,906.45

<b>Total Bank Accounts, Cash, &amp; CD's</b>						<b>\$98,325.58</b>	<b>\$106,934.26</b>	<b>\$8,608.68</b>
--	--	--	--	--	--	--------------------	---------------------	-------------------

**MUTUAL FUNDS (SECURITIES):**

**Wells Fargo Investments Account No.750516**

**3 AQR Managed Futures Strategy Fund Class I #15213**

# Shares	Transaction	Date	Basis					
304,260	Purchased	05/14/14	3,000.00					
182,149	Purchased	10/07/15	2,000.00					
486,409	-----Total-----		\$5,000.00			\$3,234.28	\$4,951.64	\$1,717.36

**4 ASG Global Alternatives Fund Class Y #1993**

# Shares	Transaction	Date	Basis					
270,027	Purchased	05/14/14	3,000.00					
186,567	Purchased	10/07/15	2,000.00					
456,594	-----Total-----		\$5,000.00			\$3,037.80	\$4,858.16	\$1,820.36

**5 Ashmore Emerging Markets Corporate Debt Fund Class-Ins**

# Shares	Transaction	Date	Basis					
1,273,885	Purchased	10/07/15	10,000.00					
1,273,885	-----Total-----		\$10,000.00			\$0.00	\$9,554.14	\$9,554.14

**6 Blackrock Global Long/Short Credit Fund Class Ins #1833**

# Shares	Transaction	Date	Basis					
386,100	Purchased	10/07/15	4,000.00					
386,100	-----Total-----		\$4,000.00			\$0.00	\$3,772.20	\$3,772.20

**Exhibit "A-4"**  
**ASSETS OF THE**  
**MYRTLE CASS TRUST**

Value on  
12/31/14

Value on  
12/31/15

Change

**MUTUAL FUNDS (SECURITIES)(continued):**

**7 Dodge & Cox International Stock Fund #1048**

# Shares	Transaction	Date	Basis
864.454	Purchased	11/16/04	25,000.00
6.241	Div. Reinv.	01/03/05	190.18
9.719	Div. Reinv.	01/03/06	340.44
12.412	Div. Reinv.	01/03/07	541.45
-6.241	Sold	07/23/07	-190.18
-9.719	Sold	07/23/07	-340.44
-12.412	Sold	07/23/07	-541.45
-170.792	Sold	07/23/07	-4,939.30
76.614	Div. Reinv.	2008	2,174.24
-159.617	Sold	07/06/09	-5,004.99
-79.660	Sold	04/26/11	-2,303.77
-140.687	Sold	04/19/13	-4,068.67
-152.174	Sold	05/19/15	-4,400.87
238.138	~~~~ Total ~~~~		\$6,456.64

\$16,436.04

\$8,687.27

-\$7,748.77

**8 Dodge & Cox Income Fund #147**

# Shares	Transaction	Date	Basis
3,432.494	Purchased	01/26/10	45,000.00
-375.657	Sold	06/24/10	-4,924.86
-373.413	Sold	04/26/11	-4,895.45
-364.964	Sold	03/01/12	-4,784.68
721.501	Purchased	01/09/13	10,000.00
-359.971	Sold	05/16/13	-4,989.20
-216.294	Sold	05/14/14	-2,997.83
1,086.169	Purchased	05/22/15	15,000.00
3,549.865	~~~~ Total ~~~~		\$47,407.98

\$33,949.73

\$47,177.71

\$13,227.98

**9 Dreyfus International Bond Fd C11 #6094**

# Shares	Transaction	Date	Basis
1,098.191	Purchased	10/07/15	17,000.00
1,098.191	~~~~ Total ~~~~		\$17,000.00

\$0.00

\$15,978.68

\$15,978.68

**10 Driehaus Active Income Fund**

# Shares	Transaction	Date	Basis
928.505	Purchased	04/19/13	10,000.00
460.829	Purchased	05/16/13	5,000.00
-476.190	Sold	05/19/15	-5,165.44
-913.114	Sold	10/07/15	-9,834.56
0.000	~~~~ Total ~~~~		\$0.00

\$14,476.86

\$0.00

-\$14,476.86

**Exhibit "A-4"**  
**ASSETS OF THE**  
**MYRTLE CASS TRUST**

				Value on 12/31/14	Value on 12/31/15	Change
<b>MUTUAL FUNDS (SECURITIES)(continued):</b>						
<b>11 E-Tracs Alerian MLP Infrastructure</b>						
# Shares	Transaction	Date	Basis			
100,000	Purchased	10/09/15	3,053.00			
100,000	-----Total-----		\$3,053.00	\$0.00	\$2,616.00	\$2,616.00
<b>12 Federated Strategic Value Fund Class #662</b>						
# Shares	Transaction	Date	Basis			
7,183,908	Purchased	07/06/09	25,000.00			
-1,713,062	Sold	04/26/11	-5,961.46			
1,136,364	Purchased	08/05/11	5,000.00			
-1,745,201	Sold	05/16/13	-7,118.75			
-1,610,306	Sold	05/14/14	-5,603.86			
-491,803	Sold	05/19/15	-1,711.47			
2,759,900	-----Total-----		\$9,604.46	\$19,217.56	\$15,565.84	-\$3,651.72
<b>13 Harbor International Fund Class Inst #2011</b>						
# Shares	Transaction	Date	Basis			
160,901	Purchased	04/19/13	10,000.00			
160,901	-----Total-----		\$10,000.00	\$10,423.17	\$9,562.35	-\$860.82
<b>14 HSBC Frontier Markets Fund Class I</b>						
# Shares	Transaction	Date	Basis			
334,001	Purchased	05/14/14	5,000.00			
334,001	-----Total-----		\$5,000.00	\$4,305.27	\$3,690.71	-\$614.56
<b>15 JP Morgan Mid Cap Value Fund #758</b>						
# Shares	Transaction	Date	Basis			
1,041,233	Purchased	05/07/08	25,000.00			
-194,628	Sold	06/01/11	-4,673.02			
-175,316	Sold	01/09/13	-4,209.34			
-162,813	Sold	04/19/13	-3,909.14			
-121,433	Sold	05/16/13	-2,915.60			
-103,493	Sold	05/19/15	-2,484.87			
283,550	-----Total-----		\$6,808.03	\$14,378.65	\$9,632.19	-\$4,746.46

**Exhibit "A-4"**  
**ASSETS OF THE**  
**MYRTLE CASS TRUST**

Value on  
12/31/14

Value on  
12/31/15

Change

**MUTUAL FUNDS (SECURITIES)(continued):**

**16 JP Morgan U.S. Large Cap Core Plus-S #1002**

# Shares	Transaction	Date	Basis
1,718,213	Purchased	06/18/09	25,000.00
446,429	Purchased	01/26/10	8,000.00
-463,177	Sold	04/26/11	-8,243.68
-230,627	Sold	06/01/11	-3,355.62
146,771	Purchased	08/04/11	3,000.00
257,334	Purchased	08/05/11	5,000.00
-440,335	Sold	01/09/13	-8,527.15
-191,205	Sold	05/16/13	-2,782.03
-175,994	Sold	05/14/14	-2,560.71
-130,591	Sold	05/19/15	-1,900.10
936,818	----- Total -----		\$13,630.71

\$31,381.82

\$25,116.09

-\$6,265.73

**17 Pimco Emerging Markets Bond Fund**

# Shares	Transaction	Date	Basis
1,928,640	Purchased	01/26/10	20,000.00
428,816	Purchased	03/01/12	5,000.00
-487,013	Sold	05/16/13	-5,603.50
-380,952	Sold	05/19/15	-3,950.47
-1,489,491	Sold	10/07/15	-15,446.03
0,000	----- Total -----		\$0.00

\$18,966.29

\$0.00

-\$18,966.29

**18 Pimco Foreign Bond Fund USD Hedged Instl #103**

# Shares	Transaction	Date	Basis
916,590	Purchased	04/19/13	10,000.00
945,180	Purchased	10/21/13	10,000.00
925,069	Purchased	05/14/14	10,000.00
-751,771	Sold	05/19/15	-8,195.31
-2,035,665	Sold	10/07/15	-21,804.69
0,000	----- Total -----		\$0.00

\$30,014.26

\$0.00

-\$30,014.26

**19 Pimco High Yield Fd Inst #108**

# Shares	Transaction	Date	Basis
1,605,996	Purchased	03/01/12	15,000.00
-307,692	Sold	05/14/14	-2,873.84
1,298,304	----- Total -----		\$12,126.16

\$11,866.50

\$10,723.99

-\$1,142.51

**Exhibit "A-4"**  
**ASSETS OF THE**  
**MYRTLE CASS TRUST**

Value on  
12/31/14

Value on  
12/31/15

Change

**MUTUAL FUNDS (SECURITIES)(continued):**

**20 Pimco Low Duration Fund #36**

# Shares	Transaction	Date	Basis
2,890,173	Purchased	01/26/10	30,000.00
-474,834	Sold	06/01/11	-4,928.78
1,425,856	Purchased	08/04/11	15,000.00
951,475	Purchased	08/05/11	10,000.00
-1,439,539	Sold	03/01/12	-15,143.81
949,668	Purchased	12/21/12	10,000.00
951,475	Purchased	04/19/13	10,000.00
-953,289	Sold	05/16/13	-10,000.15
-483,559	Sold	10/21/13	-5,101.54
-964,320	Sold	05/14/14	-10,153.57
-998,004	Sold	05/19/15	-10,416.19

1,855,102 ----- Total ----- \$19,255.96

\$28,645.18

\$18,291.31

- \$10,353.87

**21 Principal Global Multi-Strategy Fund Class Inst #4684**

# Shares	Transaction	Date	Basis
274,474	Purchased	10/07/15	3,000.00

274,474 ----- Total ----- \$3,000.00

\$0.00

\$2,903.93

\$2,903.93

**22 Principal Midcap Fund Class Inst #4749**

# Shares	Transaction	Date	Basis
229,674	Purchased	10/07/15	5,000.00

229,674 ----- Total ----- \$5,000.00

\$0.00

\$4,800.19

\$4,800.19

**23 Principal Preferred Securities Fund #4929**

# Shares	Transaction	Date	Basis
1,930,502	Purchased	07/06/09	15,000.00
466,418	Purchased	04/19/13	5,000.00
-966,184	Sold	05/19/15	-8,883.18
-689,655	Sold	10/07/15	-5,358.62

741,081 ----- Total ----- \$5,758.20

\$24,472.55

\$7,484.92

- \$16,987.63

**24 Principal Investors Real Estate Securities Instl Fund #4934**

# Shares	Transaction	Date	Basis
491,884	Purchased	05/14/14	10,000.00
-150,208	Sold	05/19/15	-2,647.13

361,676 ----- Total ----- \$7,352.87

\$11,264.14

\$8,061.76

- \$3,202.38

**Exhibit "A-4"**  
**ASSETS OF THE**  
**MYRTLE CASS TRUST**

Value on 12/31/14	Value on 12/31/15	Change
----------------------	----------------------	--------

**MUTUAL FUNDS (SECURITIES)(continued):**

**25 Boston Partners Long/Short Research Fund Class INS** 7

(Formerly Robeco Boston Partners Long/Short Research)

**Fund Class INS)**

# Shares	Transaction	Date	Basis
----------	-------------	------	-------

613,497	Purchased	05/14/14	9,000.00
---------	-----------	----------	----------

613,497	-----Total-----		\$9,000.00
---------	-----------------	--	------------

\$9,380.37	\$9,147.24	-\$233.13
------------	------------	-----------

**26 Royce Pennsylvania Mutual Fund #260**

# Shares	Transaction	Date	Basis
----------	-------------	------	-------

2,434,275	Purchased	11/16/04	25,000.00
-----------	-----------	----------	-----------

128,739	Purchased	12/07/04	1,284.81
---------	-----------	----------	----------

149,116	Purchased	12/07/05	1,622.38
---------	-----------	----------	----------

179,571	Div. Reinv.	12/08/06	2,099.19
---------	-------------	----------	----------

-796,813	Sold	05/04/07	-8,529.22
----------	------	----------	-----------

191,430	Div. Reinv.	2007	2,109.55
---------	-------------	------	----------

35,191	Purchased	12/12/08	229.09
--------	-----------	----------	--------

-785,546	Sold	04/26/11	-8,211.12
----------	------	----------	-----------

-393,391	Sold	06/01/11	-4,040.13
----------	------	----------	-----------

40,850	Purchased	12/13/11	433.83
--------	-----------	----------	--------

68,768	Purchased	12/11/12	767.15
--------	-----------	----------	--------

-251,889	Sold	04/19/13	-2,662.40
----------	------	----------	-----------

-153,492	Sold	05/16/13	-1,576.36
----------	------	----------	-----------

47,293	Purchased	12/09/13	669.66
--------	-----------	----------	--------

-138,408	Sold	05/14/14	-1,605.41
----------	------	----------	-----------

91,771	Purchased	12/19/14	1,160.90
--------	-----------	----------	----------

-225,754	Sold	05/19/15	-2,536.70
----------	------	----------	-----------

-170,503	Sold	10/07/15	-1,751.07
----------	------	----------	-----------

100,961	Purchased	12/21/15	937.93
---------	-----------	----------	--------

552,189	-----Total-----		\$5,402.38
---------	-----------------	--	------------

\$11,017.05	\$5,151.92	-\$5,865.13
-------------	------------	-------------

**27 SPDR DJ Wushire International Real Estate ETF**

# Shares	Transaction	Date	Basis
----------	-------------	------	-------

300,000	Purchased	05/16/14	13,107.00
---------	-----------	----------	-----------

-100,000	Sold	05/21/15	-4,369.00
----------	------	----------	-----------

200,000	-----Total-----		\$8,738.00
---------	-----------------	--	------------

\$12,471.00	\$7,824.00	-\$4,647.00
-------------	------------	-------------

**28 T Rowe Price Institutional Emerging Markets**

# Shares	Transaction	Date	Basis
----------	-------------	------	-------

185,117	Purchased	06/24/10	5,000.00
---------	-----------	----------	----------

159,591	Purchased	08/04/11	5,000.00
---------	-----------	----------	----------

319,081	Purchased	01/09/13	10,000.00
---------	-----------	----------	-----------

-197,177	Sold	05/14/14	-6,179.43
----------	------	----------	-----------

-154,913	Sold	05/19/15	-4,855.59
----------	------	----------	-----------

311,672	-----Total-----		\$8,964.98
---------	-----------------	--	------------

\$13,793.14	\$8,100.36	-\$5,692.78
-------------	------------	-------------

**Exhibit "A-4"**  
**ASSETS OF THE**  
**MYRTLE CASS TRUST**

Value on 12/31/14	Value on 12/31/15	Change
----------------------	----------------------	--------

**MUTUAL FUNDS (SECURITIES)(continued):**

**29 Vanguard FTSE Emerging Markets ETF**

# Shares	Transaction	Date	Basis			
100,000	Purchased	05/16/14	4,232.00			
100,000	Purchased	02/18/15	4,120.99			
200,000	--- Totals ---		\$8,352.99	\$1,002.00	\$6,542.00	-\$2,540.00

<b>Total Mutual Funds (Sec.)</b>	Basis	235,912.36	\$326,733.66	\$250,194.60	-\$76,539.06
----------------------------------	-------	------------	--------------	--------------	--------------

**CORPORATE BONDS:**

**Wells Fargo Investments Account No.750516**

**30 Blackrock Inc (Sold 5/21/15)**

Acquired	Face Amount	Interest Rate	Maturity Date	Basis			
06/28/10	\$30,000	5.000%	12/10/19	\$31,748.70	\$33,917.40	\$0.00	-\$33,917.40

**31 General Elec Cap Corp Med Term Note**

Acquired	Face Amount	Interest Rate	Maturity Date	Basis			
06/28/10	\$30,000	5.400%	02/15/17	\$31,788.00	\$32,568.60	\$31,363.20	-\$1,205.40

<b>Total Corporate Bonds</b>	Basis	31,788.00	\$66,486.00	\$31,363.20	-\$35,122.80
------------------------------	-------	-----------	-------------	-------------	--------------

**FARM REAL ESTATE:**

- 32** The Southwest Quarter of Section 34 in Township 81 North Range 17 West of the 5th P.M. Jasper County, Iowa (160 acres @ \$750) (Initial Basis \$120,000.00)
- The Northeast Quarter of the Northeast Quarter of Section 8 and all that part of the Southeast Quarter of the Southeast Quarter of Section 5 lying and being situated South of the public highway as now located together with the water rights as conveyed to E. L. Cass by Edward Durr on March 18, 1927 as shown by deed of record in Book 355 at Page 254 in the office of the Recorder of Jasper County, Iowa and the East half of the Northwest Quarter the Northeast Quarter of the Southwest Quarter and the Northwest Quarter of the Northeast Quarter of Section 8 and that part of the Southwest Quarter of the Southeast Quarter of Section 5 lying South of the public highway as now located and the Southwest Quarter of the Northeast Quarter of Section 8 all being in Township 80 North, Range 17 West



**Exhibit "A-4"**  
**ASSETS OF THE**  
**MYRTLE CASS TRUST**

**FARM REAL ESTATE (continued):**

of the 5th P.M., Jasper County, Iowa, except for that  
Thirteen and three-tenths (13.3) acres tract of land which  
lies partly within the Northeast Quarter of the Northeast  
Quarter (NE1/4NE1/4) of Section Eight (8), and partly within  
that part of the Southeast Quarter of the Southeast Quarter  
(SE1/4SE1/4) of Section Five (5) which lies south of the  
county road, all being in Township Eighty North  
(Township 80 N), Range Seventeen West (R 17 W) of the  
5th P.M., the said thirteen and three-tenths (13.3) acres  
tract being particularly described as bounded as follows:  
Beginning at the northeast corner of said Section Eight (8),  
thence South along the east line of said Section to the  
southeast corner of said Northeast Quarter of the Northeast  
Quarter (NE1/4NE1/4), thence West 198.00 feet along the  
south line of said Northeast Quarter of the Northeast  
Quarter (NE1/4NE1/4), thence N 14° 33' W 1367.54 feet  
to a point of the north line of said Section at 551.4 feet west  
of the northeast corner of said Section, thence continuing N  
14° 33' W 199.80 feet to the centerline of said  
county road, thence easterly along the centerline of said  
county road to the east line of said Section Five (5), thence  
South 126.80 feet along the east line of said Section Five  
(5) to the point of beginning (227 acres @925) (Initial Basis \$210,000.00)

West Half of the Northwest Quarter of Section 2, Township  
79 North, Range 17 West of the 5th P.M. (75 acres @\$525)  
(Initial Basis \$39,400.00)

East Fractional Half of the Northeast Quarter of Section 2,  
Township 80 North Range 17, West of the 5th P.M., Jasper  
County Iowa (88 acres @\$1,250) (Initial Basis \$110,000.00)

The West Half of the Southeast Quarter of Section 15,  
Township 79 North Range 16, West of the 5th P.M.,  
Poweshiek County, Iowa.  
(80 acres @\$725) (Initial Basis \$58,000.00)

Value on  
12/31/14

Value on  
12/31/15

Change

\$2,811,000.00

\$2,520,000.00

-\$291,000.00

<b>Total Farm Real Estate</b>	Basis 487,566.00 <sup>1</sup>	\$2,811,000.00 <sup>6</sup>	\$2,520,000.00 <sup>6</sup>	-\$291,000.00
-------------------------------	-------------------------------	-----------------------------	-----------------------------	---------------

**Exhibit "A-4"**  
**ASSETS OF THE**  
**MYRTLE CASS TRUST**

Basis on 12/31/15	Value on 12/31/14	Value on 12/31/15	Change
----------------------	----------------------	----------------------	--------

**SUMMARY**

<b>Total Bank Accounts, Cash, &amp; CD's</b>	106,934.26	\$98,325.58	\$106,934.26	\$8,608.68
<b>Total Mutual Funds (Securities)</b>	235,912.36	\$326,733.66	\$250,194.60	-\$76,539.06
<b>Total Corporate Bonds</b>	31,788.00	\$66,486.00	\$31,363.20	-\$35,122.80
<b>Total Farm Real Estate<sup>2</sup></b>	487,566.00	\$2,811,000.00	\$2,520,000.00	-\$291,000.00
<b>TOTAL ALL ASSETS</b>	862,200.62	\$3,302,545.24	\$2,908,492.06	-\$394,053.18

**Footnotes:**

<sup>1</sup> See attached depreciation schedule. Revised 01/01/15 to reduce basis as the result of the omission of prior "special allowances" of \$5,050.

<sup>2</sup> Revalued 12/02/09 (previously revalued 12/31/04)

<sup>3</sup> Assets acquired from the Stewart Buchenau Trust.

<sup>4</sup> Income of \$568.00 was received in 2007 and all was reported as taxable. Notice received in 2008 that \$177.03 of the amount received was non-taxable and considered return of capital. Adjustment to basis for same.

<sup>5</sup> 12/05/12 - 1 share of Vanguard GNMA Fund - Adm #0536 rec'd for each share of Vanguard Fixed Inc Sec. Fd #36

<sup>6</sup> Revalued 12/31/14, revalued 12/31/15 to account for declining market value of Iowa farm land per statement of Hertz Farm Management

<sup>7</sup> Name change in Feb. 2015 from Robeco Boston Partners Long Short Research Fund Class INS