









See a Social Security Number? Say Something!
Report Privacy Problems to <https://public.resource.org/privacy>
Or call the IRS Identity Theft Hotline at 1-800-908-4490





For calendar year 2015, or tax year beginning 01-01-2015 , and ending 12-31-2015

Name of foundation DONALD WEESNER CHARITABLE TR UA 35417410		A Employer identification number 41-6463406	
Number and street (or P O box number if mail is not delivered to street address) PO BOX 0634		B Telephone number (see instructions) (651) 466-8040	
City or town, state or province, country, and ZIP or foreign postal code MILWAUKEE, WI 532010634		C If exemption application is pending, check here <input type="checkbox"/>	
G Check all that apply <input type="checkbox"/> Initial return <input type="checkbox"/> Initial return of a former public charity <input type="checkbox"/> Final return <input type="checkbox"/> Amended return <input type="checkbox"/> Address change <input type="checkbox"/> Name change		D 1. Foreign organizations, check here <input type="checkbox"/> 2. Foreign organizations meeting the 85% test, check here and attach computation <input type="checkbox"/> E If private foundation status was terminated under section 507(b)(1)(A), check here <input type="checkbox"/> F If the foundation is in a 60-month termination under section 507(b)(1)(B), check here <input type="checkbox"/>	
H Check type of organization <input checked="" type="checkbox"/> Section 501(c)(3) exempt private foundation <input type="checkbox"/> Section 4947(a)(1) nonexempt charitable trust <input type="checkbox"/> Other taxable private foundation			
I Fair market value of all assets at end of year (from Part II, col (c), line 16) \$ 12,057,166		J Accounting method <input type="checkbox"/> Cash <input type="checkbox"/> Accrual <input type="checkbox"/> Other (specify) _____ (Part I, column (d) must be on cash basis)	

Part I Analysis of Revenue and Expenses <i>(The total of amounts in columns (b), (c), and (d) may not necessarily equal the amounts in column (a) (see instructions))</i>		Revenue and expenses per books (a)	Net investment income (b)	Adjusted net income (c)	Disbursements for charitable purposes (d) (cash basis only)
Revenue	1 Contributions, gifts, grants, etc , received (attach schedule)				
	2 Check <input checked="" type="checkbox"/> if the foundation is not required to attach Sch B				
	3 Interest on savings and temporary cash investments				
	4 Dividends and interest from securities	298,466	288,643		
	5a Gross rents				
	b Net rental income or (loss) _____				
	6a Net gain or (loss) from sale of assets not on line 10 _____	-251,909			
	b Gross sales price for all assets on line 6a 4,568,414				
	7 Capital gain net income (from Part IV, line 2)		0		
	8 Net short-term capital gain			0	
	9 Income modifications				
	10a Gross sales less returns and allowances				
Operating and Administrative Expenses	b Less Cost of goods sold				
	c Gross profit or (loss) (attach schedule)				
	11 Other income (attach schedule)		79,381		
	12 Total. Add lines 1 through 11	46,557	368,024		
	13 Compensation of officers, directors, trustees, etc	118,749	106,874		11,875
	14 Other employee salaries and wages		0	0	0
	15 Pension plans, employee benefits		0	0	
	16a Legal fees (attach schedule).	15,799	0	0	15,799
	b Accounting fees (attach schedule).	1,500	0	0	1,500
	c Other professional fees (attach schedule)				0
	17 Interest				0
	18 Taxes (attach schedule) (see instructions)	13,111	5,123		0
	19 Depreciation (attach schedule) and depletion . . .	0	0		
	20 Occupancy				
	21 Travel, conferences, and meetings		0	0	
	22 Printing and publications		0	0	
	23 Other expenses (attach schedule).	10,861	4,358		10,861
	24 Total operating and administrative expenses. Add lines 13 through 23	160,020	116,355	0	40,035
	25 Contributions, gifts, grants paid	672,067			672,067
	26 Total expenses and disbursements. Add lines 24 and 25	832,087	116,355	0	712,102
	27 Subtract line 26 from line 12				
	a Excess of revenue over expenses and disbursements	-785,530			
	b Net investment income (if negative, enter -0-)		251,669		
	c Adjusted net income (if negative, enter -0-)			0	

Part II Balance Sheets		Attached schedules and amounts in the description column should be for end-of-year amounts only (See instructions)	Beginning of year	End of year	
			(a) Book Value	(b) Book Value	(c) Fair Market Value
Assets	1	Cash—non-interest-bearing	417	4,118	4,118
	2	Savings and temporary cash investments	841,571	115,834	115,834
	3	Accounts receivable ▶ _____ Less allowance for doubtful accounts ▶ _____		0	0
	4	Pledges receivable ▶ _____ Less allowance for doubtful accounts ▶ _____			
	5	Grants receivable			
	6	Receivables due from officers, directors, trustees, and other disqualified persons (attach schedule) (see instructions).			
	7	Other notes and loans receivable (attach schedule) ▶ _____ Less allowance for doubtful accounts ▶ _____ 0			
	8	Inventories for sale or use			
	9	Prepaid expenses and deferred charges			
	10a	Investments—U S and state government obligations (attach schedule)			
	b	Investments—corporate stock (attach schedule)	6,244,912 	6,242,758	8,529,076
	c	Investments—corporate bonds (attach schedule)	2,386,422 	1,989,388	1,677,138
	11	Investments—land, buildings, and equipment basis ▶ _____ Less accumulated depreciation (attach schedule) ▶ _____			
	12	Investments—mortgage loans			
	13	Investments—other (attach schedule)	1,282,465 	1,604,198	1,731,000
	14	Land, buildings, and equipment basis ▶ _____ Less accumulated depreciation (attach schedule) ▶ _____			
Liabilities	15	Other assets (describe ▶ _____)	 4,110	 308	
	16	Total assets (to be completed by all filers—see the instructions Also, see page 1, item I)	10,759,897	9,956,604	12,057,166
	17	Accounts payable and accrued expenses			
	18	Grants payable			
	19	Deferred revenue			
	20	Loans from officers, directors, trustees, and other disqualified persons			
	21	Mortgages and other notes payable (attach schedule)			
	22	Other liabilities (describe ▶ _____)	 2,827		
	23	Total liabilities (add lines 17 through 22)	2,827	0	
Net Assets or Fund Balances		Foundations that follow SFAS 117, check here ▶ <input type="checkbox"/> and complete lines 24 through 26 and lines 30 and 31.			
	24	Unrestricted			
	25	Temporarily restricted			
	26	Permanently restricted			
		Foundations that do not follow SFAS 117, check here ▶ <input checked="" type="checkbox"/> and complete lines 27 through 31.			
	27	Capital stock, trust principal, or current funds	15,794,425	15,779,489	
	28	Paid-in or capital surplus, or land, bldg, and equipment fund			
	29	Retained earnings, accumulated income, endowment, or other funds	-5,037,355	-5,822,885	
	30	Total net assets or fund balances (see instructions)	10,757,070	9,956,604	
	31	Total liabilities and net assets/fund balances (see instructions)	10,759,897	9,956,604	

Part III **Analysis of Changes in Net Assets or Fund Balances**

1	Total net assets or fund balances at beginning of year—Part II, column (a), line 30 (must agree with end-of-year figure reported on prior year's return)	1	10,757,070
2	Enter amount from Part I, line 27a	2	-785,530
3	Other increases not included in line 2 (itemize) ▶ _____ 	3	33
4	Add lines 1, 2, and 3	4	9,971,573
5	Decreases not included in line 2 (itemize) ▶ _____ 	5	14,969
6	Total net assets or fund balances at end of year (line 4 minus line 5)—Part II, column (b), line 30	6	9,956,604

Part IV Capital Gains and Losses for Tax on Investment Income

List and describe the kind(s) of property sold (e g , real estate, (a) 2-story brick warehouse, or common stock, 200 shs MLC Co)		How acquired (b) P—Purchase D—Donation	Date acquired (c) (mo , day, yr)	Date sold (d) (mo , day, yr)
1a	See Additional Data Table			
b				
c				
d				
e				

(e) Gross sales price	Depreciation allowed (f) (or allowable)	Cost or other basis (g) plus expense of sale	Gain or (loss) (h) (e) plus (f) minus (g)
a See Additional Data Table			
b			
c			
d			
e			

Complete only for assets showing gain in column (h) and owned by the foundation on 12/31/69

(i) F M V as of 12/31/69	Adjusted basis (j) as of 12/31/69	Excess of col (i) (k) over col (j), if any	Gains (Col (h) gain minus col (k), but not less than -0-) or Losses (from col (h)) (l)
a See Additional Data Table			
b			
c			
d			
e			

2	Capital gain net income or (net capital loss)	<div>If gain, also enter in Part I, line 7 If (loss), enter -0- in Part I, line 7</div>	2	-251,909
3	Net short-term capital gain or (loss) as defined in sections 1222(5) and (6) If gain, also enter in Part I, line 8, column (c) (see instructions) If (loss), enter -0- in Part I, line 8		3	

Part V Qualification Under Section 4940(e) for Reduced Tax on Net Investment Income

(For optional use by domestic private foundations subject to the section 4940(a) tax on net investment income)
If section 4940(d)(2) applies, leave this part blank

Was the foundation liable for the section 4942 tax on the distributable amount of any year in the base period? ☐ Yes ☒ No
If "Yes," the foundation does not qualify under section 4940(e) Do not complete this part

1 Enter the appropriate amount in each column for each year, see instructions before making any entries

(a) Base period years Calendar year (or tax year beginning in)	(b) Adjusted qualifying distributions	(c) Net value of noncharitable-use assets	(d) Distribution ratio (col (b) divided by col (c))
2014	622,797	13,110,914	0 047502
2013	598,610	12,653,649	0 047307
2012	492,839	10,741,415	0 045882
2011	805,268	12,127,128	0 066402
2010	470,256	11,830,367	0 03975

2	Total of line 1, column (d).	2	0 246843
3	Average distribution ratio for the 5-year base period—divide the total on line 2 by 5, or by the number of years the foundation has been in existence if less than 5 years	3	0 049369
4	Enter the net value of noncharitable-use assets for 2015 from Part X, line 5.	4	11,990,443
5	Multiply line 4 by line 3.	5	591,956
6	Enter 1% of net investment income (1% of Part I, line 27b).	6	2,517
7	Add lines 5 and 6.	7	594,473
8	Enter qualifying distributions from Part XII, line 4.	8	712,102

If line 8 is equal to or greater than line 7, check the box in Part VI, line 1b, and complete that part using a 1% tax rate See
the Part VI instructions

Part VI Excise Tax Based on Investment Income (Section 4940(a), 4940(b), 4940(e), or 4948—see page 18 of the instructions)

1a	Exempt operating foundations described in section 4940(d)(2), check here <input type="checkbox"/> and enter "N/A" on line 1 Date of ruling or determination letter _____ (attach copy of letter if necessary—see instructions)	1	2,517
b	Domestic foundations that meet the section 4940(e) requirements in Part V, check here <input checked="" type="checkbox"/> and enter 1% of Part I, line 27b		
c	All other domestic foundations enter 2% of line 27b. Exempt foreign organizations enter 4% of Part I, line 12, col (b)		
2	Tax under section 511 (domestic section 4947(a)(1) trusts and taxable foundations only. Others enter -0-)	2	0
3	Add lines 1 and 2.	3	2,517
4	Subtitle A (income) tax (domestic section 4947(a)(1) trusts and taxable foundations only. Others enter -0-)	4	0
5	Tax based on investment income. Subtract line 4 from line 3. If zero or less, enter -0-	5	2,517
6	Credits/Payments		
a	2015 estimated tax payments and 2014 overpayment credited to 2015	6a	11,083
b	Exempt foreign organizations—tax withheld at source	6b	
c	Tax paid with application for extension of time to file (Form 8868).	6c	0
d	Backup withholding erroneously withheld	6d	
7	Total credits and payments. Add lines 6a through 6d.	7	11,083
8	Enter any penalty for underpayment of estimated tax. Check here <input type="checkbox"/> if Form 2220 is attached	8	0
9	Tax due. If the total of lines 5 and 8 is more than line 7, enter amount owed ▶	9	
10	Overpayment. If line 7 is more than the total of lines 5 and 8, enter the amount overpaid . . . ▶	10	8,566
11	Enter the amount of line 10 to be Credited to 2015 estimated tax ▶ 2,520 Refunded ▶	11	6,046

Part VII-A Statements Regarding Activities

1a	During the tax year, did the foundation attempt to influence any national, state, or local legislation or did it participate or intervene in any political campaign?		Yes	No
1a				No
b	Did it spend more than \$100 during the year (either directly or indirectly) for political purposes (see Instructions for definition)? <i>If the answer is "Yes" to 1a or 1b, attach a detailed description of the activities and copies of any materials published or distributed by the foundation in connection with the activities</i>	1b		No
c	Did the foundation file Form 1120-POL for this year?	1c		No
d	Enter the amount (if any) of tax on political expenditures (section 4955) imposed during the year (1) On the foundation ▶ \$ _____ (2) On foundation managers ▶ \$ _____			
e	Enter the reimbursement (if any) paid by the foundation during the year for political expenditure tax imposed on foundation managers ▶ \$ _____			
2	Has the foundation engaged in any activities that have not previously been reported to the IRS? <i>If "Yes," attach a detailed description of the activities</i>	2		No
3	Has the foundation made any changes, not previously reported to the IRS, in its governing instrument, articles of incorporation, or bylaws, or other similar instruments? <i>If "Yes," attach a conformed copy of the changes</i>	3		No
4a	Did the foundation have unrelated business gross income of \$1,000 or more during the year?	4a	Yes	
b	If "Yes," has it filed a tax return on Form 990-T for this year?	4b	Yes	
5	Was there a liquidation, termination, dissolution, or substantial contraction during the year? <i>If "Yes," attach the statement required by General Instruction T</i>	5		No
6	Are the requirements of section 508(e) (relating to sections 4941 through 4945) satisfied either • By language in the governing instrument, or • By state legislation that effectively amends the governing instrument so that no mandatory directions that conflict with the state law remain in the governing instrument?	6	Yes	
7	Did the foundation have at least \$5,000 in assets at any time during the year? <i>If "Yes," complete Part II, col (c), and Part XV</i>	7	Yes	
8a	Enter the states to which the foundation reports or with which it is registered (see instructions) ▶ MN _____			
b	If the answer is "Yes" to line 7, has the foundation furnished a copy of Form 990-PF to the Attorney General (or designate) of each state as required by General Instruction G? <i>If "No," attach explanation</i>	8b	Yes	
9	Is the foundation claiming status as a private operating foundation within the meaning of section 4942(j)(3) or 4942(j)(5) for calendar year 2015 or the taxable year beginning in 2015 (see instructions for Part XIV)? <i>If "Yes," complete Part XIV</i>	9		No
10	Did any persons become substantial contributors during the tax year? <i>If "Yes," attach a schedule listing their names and addresses</i>	10		No

Part VII-A Statements Regarding Activities (continued)

11	At any time during the year, did the foundation, directly or indirectly, own a controlled entity within the meaning of section 512(b)(13)? If "Yes," attach schedule (see instructions).	11		No
12	Did the foundation make a distribution to a donor advised fund over which the foundation or a disqualified person had advisory privileges? If "Yes," attach statement (see instructions)	12		No
13	Did the foundation comply with the public inspection requirements for its annual returns and exemption application? Website address ▶	13	Yes	
14	The books are in care of ▶ US BANK NA Telephone no ▶ (651) 466-8040 Located at ▶ 101 EAST 5TH STREET ST PAUL MN ZIP+4 ▶ 55101			
15	Section 4947(a)(1) nonexempt charitable trusts filing Form 990-PF in lieu of Form 1041—Check here ▶ <input type="checkbox"/> and enter the amount of tax-exempt interest received or accrued during the year ▶ 15			
16	At any time during calendar year 2015, did the foundation have an interest in or a signature or other authority over a bank, securities, or other financial account in a foreign country? See instructions for exceptions and filing requirements for FinCEN Form 114, Report of Foreign Bank and Financial Accounts (FBAR) If "Yes", enter the name of the foreign country ▶	16	Yes	No

Part VII-B Statements Regarding Activities for Which Form 4720 May Be Required

File Form 4720 if any item is checked in the "Yes" column, unless an exception applies.			Yes	No
1a	During the year did the foundation (either directly or indirectly) (1) Engage in the sale or exchange, or leasing of property with a disqualified person? <input type="checkbox"/> Yes <input checked="" type="checkbox"/> No (2) Borrow money from, lend money to, or otherwise extend credit to (or accept it from) a disqualified person? <input type="checkbox"/> Yes <input checked="" type="checkbox"/> No (3) Furnish goods, services, or facilities to (or accept them from) a disqualified person? <input type="checkbox"/> Yes <input checked="" type="checkbox"/> No (4) Pay compensation to, or pay or reimburse the expenses of, a disqualified person? <input checked="" type="checkbox"/> Yes <input type="checkbox"/> No (5) Transfer any income or assets to a disqualified person (or make any of either available for the benefit or use of a disqualified person)? <input type="checkbox"/> Yes <input checked="" type="checkbox"/> No (6) Agree to pay money or property to a government official? (Exception. Check "No" if the foundation agreed to make a grant to or to employ the official for a period after termination of government service, if terminating within 90 days). <input type="checkbox"/> Yes <input checked="" type="checkbox"/> No			
b	If any answer is "Yes" to 1a(1)–(6), did any of the acts fail to qualify under the exceptions described in Regulations section 53.4941(d)-3 or in a current notice regarding disaster assistance (see instructions)? Organizations relying on a current notice regarding disaster assistance check here. ▶ <input type="checkbox"/>	1b		No
c	Did the foundation engage in a prior year in any of the acts described in 1a, other than excepted acts, that were not corrected before the first day of the tax year beginning in 2015?	1c		No
2	Taxes on failure to distribute income (section 4942) (does not apply for years the foundation was a private operating foundation defined in section 4942(j)(3) or 4942(j)(5))			
a	At the end of tax year 2015, did the foundation have any undistributed income (lines 6d and 6e, Part XIII) for tax year(s) beginning before 2015? <input type="checkbox"/> Yes <input checked="" type="checkbox"/> No If "Yes," list the years ▶ 20____, 20____, 20____, 20____			
b	Are there any years listed in 2a for which the foundation is not applying the provisions of section 4942(a)(2) (relating to incorrect valuation of assets) to the year's undistributed income? (If applying section 4942(a)(2) to all years listed, answer "No" and attach statement—see instructions).	2b		
c	If the provisions of section 4942(a)(2) are being applied to any of the years listed in 2a, list the years here ▶ 20____, 20____, 20____, 20____			
3a	Did the foundation hold more than a 2% direct or indirect interest in any business enterprise at any time during the year? <input type="checkbox"/> Yes <input checked="" type="checkbox"/> No			
b	If "Yes," did it have excess business holdings in 2015 as a result of (1) any purchase by the foundation or disqualified persons after May 26, 1969, (2) the lapse of the 5-year period (or longer period approved by the Commissioner under section 4943(c)(7)) to dispose of holdings acquired by gift or bequest, or (3) the lapse of the 10-, 15-, or 20-year first phase holding period? (Use Schedule C, Form 4720, to determine if the foundation had excess business holdings in 2015).	3b		
4a	Did the foundation invest during the year any amount in a manner that would jeopardize its charitable purposes?	4a		No
b	Did the foundation make any investment in a prior year (but after December 31, 1969) that could jeopardize its charitable purpose that had not been removed from jeopardy before the first day of the tax year beginning in 2015?	4b		No

Part VII-B Statements Regarding Activities for Which Form 4720 May Be Required (Continued)

5a

During the year did the foundation pay or incur any amount to

(1)

Carry on propaganda, or otherwise attempt to influence legislation (section 4945(e))?

☐ Yes

☒ No

(2)

Influence the outcome of any specific public election (see section 4955), or to carry on, directly or indirectly, any voter registration drive?

☐ Yes

☒ No

(3)

Provide a grant to an individual for travel, study, or other similar purposes?

☐ Yes

☒ No

(4)

Provide a grant to an organization other than a charitable, etc., organization described in section 4945(d)(4)(A)? (see instructions).

☐ Yes

☒ No

(5)

Provide for any purpose other than religious, charitable, scientific, literary, or educational purposes, or for the prevention of cruelty to children or animals?

☐ Yes

☒ No

b

If any answer is "Yes" to 5a(1)–(5), did **any** of the transactions fail to qualify under the exceptions described in Regulations section 53.4945 or in a current notice regarding disaster assistance (see instructions)?

5b

Organizations relying on a current notice regarding disaster assistance check here.

☐

c

If the answer is "Yes" to question 5a(4), does the foundation claim exemption from the tax because it maintained expenditure responsibility for the grant?

☐ Yes

☐ No

If "Yes," attach the statement required by Regulations section 53.4945–5(d)

6a

Did the foundation, during the year, receive any funds, directly or indirectly, to pay premiums on a personal benefit contract?

☐ Yes

☒ No

b

Did the foundation, during the year, pay premiums, directly or indirectly, on a personal benefit contract?

6b

No

If "Yes" to 6b, file Form 8870

7a

At any time during the tax year, was the foundation a party to a prohibited tax shelter transaction?

☐ Yes

☒ No

b

If yes, did the foundation receive any proceeds or have any net income attributable to the transaction?

7b

Part VIII Information About Officers, Directors, Trustees, Foundation Managers, Highly Paid Employees, and Contractors

1 List all officers, directors, trustees, foundation managers and their compensation (see instructions).

(a) Name and address	Title, and average hours per week (b) devoted to position	(c) Compensation (If not paid, enter -0-)	(d) Contributions to employee benefit plans and deferred compensation	Expense account, (e) other allowances
US BANK NATIONANAL ASSOC 101 EAST 5TH STREET ST PAUL, MN 55101	CORPORATE TRUSTEE 1	118,749		

2 Compensation of five highest-paid employees (other than those included on line 1—see instructions). If none, enter "NONE."

(a) Name and address of each employee paid more than \$50,000	Title, and average hours per week (b) devoted to position	(c) Compensation	Contributions to employee benefit plans and deferred compensation (d)	Expense account, (e) other allowances
NONE				

Total number of other employees paid over \$50,000. 0

Part VIII

Information About Officers, Directors, Trustees, Foundation Managers, Highly Paid Employees, and Contractors *(continued)*

3 Five highest-paid independent contractors for professional services (see instructions). If none, enter "NONE".

(a) Name and address of each person paid more than \$50,000	(b) Type of service	(c) Compensation
NONE		

Total number of others receiving over \$50,000 for professional services.▶0

Part IX-A

Summary of Direct Charitable Activities

List the foundation's four largest direct charitable activities during the tax year. Include relevant statistical information such as the number of organizations and other beneficiaries served, conferences convened, research papers produced, etc.

	Expenses
1	
2	
3	
4	

Part IX-B

Summary of Program-Related Investments (see instructions)

Describe the two largest program-related investments made by the foundation during the tax year on lines 1 and 2	Amount
1	
2	
All other program-related investments. See instructions.	
3	

Total. Add lines 1 through 3▶

Part X Minimum Investment Return

(All domestic foundations must complete this part. Foreign foundations, see instructions.)

1	Fair market value of assets not used (or held for use) directly in carrying out charitable, etc , purposes		
a	Average monthly fair market value of securities.	1a	11,968,967
b	Average of monthly cash balances.	1b	204,072
c	Fair market value of all other assets (see instructions).	1c	0
d	Total (add lines 1a, b, and c).	1d	12,173,039
e	Reduction claimed for blockage or other factors reported on lines 1a and 1c (attach detailed explanation).	1e	0
2	Acquisition indebtedness applicable to line 1 assets.	2	0
3	Subtract line 2 from line 1d.	3	12,173,039
4	Cash deemed held for charitable activities Enter 1 1/2% of line 3 (for greater amount, see instructions).	4	182,596
5	Net value of noncharitable-use assets. Subtract line 4 from line 3 Enter here and on Part V, line 4	5	11,990,443
6	Minimum investment return. Enter 5% of line 5.	6	599,522

Part XI Distributable Amount
 (see instructions) (Section 4942(j)(3) and (j)(5) private operating foundations and certain foreign organizations check here ☐ and do not complete this part.)

1	Minimum investment return from Part X, line 6.	1	599,522
2a	Tax on investment income for 2015 from Part VI, line 5.	2a	2,517
b	Income tax for 2015 (This does not include the tax from Part VI).	2b	
c	Add lines 2a and 2b.	2c	2,517
3	Distributable amount before adjustments Subtract line 2c from line 1.	3	597,005
4	Recoveries of amounts treated as qualifying distributions.	4	0
5	Add lines 3 and 4.	5	597,005
6	Deduction from distributable amount (see instructions).	6	0
7	Distributable amount as adjusted Subtract line 6 from line 5 Enter here and on Part XIII, line 1.	7	597,005

Part XII Qualifying Distributions (see instructions)

1	Amounts paid (including administrative expenses) to accomplish charitable, etc , purposes		
a	Expenses, contributions, gifts, etc —total from Part I, column (d), line 26.	1a	712,102
b	Program-related investments—total from Part IX-B.	1b	0
2	Amounts paid to acquire assets used (or held for use) directly in carrying out charitable, etc , purposes.	2	0
3	Amounts set aside for specific charitable projects that satisfy the		
a	Suitability test (prior IRS approval required).	3a	0
b	Cash distribution test (attach the required schedule).	3b	0
4	Qualifying distributions. Add lines 1a through 3b Enter here and on Part V, line 8, and Part XIII, line 4	4	712,102
5	Foundations that qualify under section 4940(e) for the reduced rate of tax on net investment income Enter 1% of Part I, line 27b (see instructions).	5	2,517
6	Adjusted qualifying distributions. Subtract line 5 from line 4.	6	709,585

Note: The amount on line 6 will be used in Part V, column (b), in subsequent years when calculating whether the foundation qualifies for the section 4940(e) reduction of tax in those years

Part XIII Undistributed Income (see instructions)

	(a) Corpus	(b) Years prior to 2014	(c) 2014	(d) 2015
1 Distributable amount for 2015 from Part XI, line 7				597,005
2 Undistributed income, if any, as of the end of 2015				
a Enter amount for 2014 only.			23,602	
b Total for prior years 2013 , 20 , 20		0		
3 Excess distributions carryover, if any, to 2015				
a From 2010.	0			
b From 2011.	0			
c From 2012.	0			
d From 2013.	0			
e From 2014.	0			
f Total of lines 3a through e.	0			
4 Qualifying distributions for 2015 from Part XII, line 4 ► \$ 712,102				
a Applied to 2014, but not more than line 2a			23,602	
b Applied to undistributed income of prior years (Election required—see instructions).		0		
c Treated as distributions out of corpus (Election required—see instructions).	0			
d Applied to 2015 distributable amount.				597,005
e Remaining amount distributed out of corpus	91,495			
5 Excess distributions carryover applied to 2015 (If an amount appears in column (d), the same amount must be shown in column (a))	0			0
6 Enter the net total of each column as indicated below:				
a Corpus Add lines 3f, 4c, and 4e Subtract line 5	91,495			
b Prior years' undistributed income Subtract line 4b from line 2b		0		
c Enter the amount of prior years' undistributed income for which a notice of deficiency has been issued, or on which the section 4942(a) tax has been previously assessed.		0		
d Subtract line 6c from line 6b Taxable amount—see instructions		0		
e Undistributed income for 2014 Subtract line 4a from line 2a Taxable amount—see instructions			0	
f Undistributed income for 2016 Subtract lines 4d and 5 from line 1 This amount must be distributed in 2015				0
7 Amounts treated as distributions out of corpus to satisfy requirements imposed by section 170(b)(1)(F) or 4942(g)(3) (Election may be required - see instructions).	0			
8 Excess distributions carryover from 2010 not applied on line 5 or line 7 (see instructions).	0			
9 Excess distributions carryover to 2016. Subtract lines 7 and 8 from line 6a	91,495			
10 Analysis of line 9				
a Excess from 2011.	0			
b Excess from 2012.	0			
c Excess from 2013.	0			
d Excess from 2014.	0			
e Excess from 2015.	91,495			

Part XIV

--

b Check box to indicate whether the organization

Tax year	Prior 3 years			(e) Total
(a) 2015	(b) 2014	(c) 2013	(d) 2012	

--	--	--	--	--

--	--	--	--	--

--	--	--	--	--

--	--	--	--	--

--	--	--	--	--

--	--	--	--	--

--	--	--	--	--

--	--	--	--	--

--	--	--	--	--

--	--	--	--	--

--	--	--	--	--

--	--	--	--	--

--	--	--	--	--

--	--	--	--	--

Part XV

1 Informa

NONF

NONE

2 Informa

The name, address, and telephone number or email address of the person to whom applications should be addressed

Any submission deadlines

factors

Part XV

Supplementary Information(continued)

3 Grants and Contributions Paid During the Year or Approved for Future Payment

Recipient	If recipient is an individual, show any relationship to any foundation manager or substantial contributor	Foundation status of recipient	Purpose of grant or contribution	Amount
Name and address (home or business)				
a Paid during the year See Additional Data Table				
Total			▶ 3a	672,067
b Approved for future payment				
Total			▶ 3b	

Enter gross amounts unless otherwise indicated

Part XVI-B Relationship of Activities to the Accomplishment of Exempt Purposes

Form **990-PF** (2015)

1 Did the organization directly or indirectly engage in any of the following with any other organization described in section 501(c) of the Code (other than section 501(c)(3) organizations) or in section 527, relating to political organizations?

(1) Cash.

(2) Other assets.

(1)	Sales of assets to a noncharitable exempt organization.
(2)	Purchases of assets from a noncharitable exempt organization.
(3)	Rental of facilities, equipment, or other assets.
(4)	Reimbursement arrangements.
(5)	Loans or loan guarantees.
(6)	Performance of services or membership or fundraising solicitations.

d If the answer to any of the above is "Yes," complete the following schedule. Column **(b)** should always show the fair market value of the goods, other assets, or services given by the reporting foundation. If the foundation received less than fair market value in any transaction or sharing arrangement, show in column **(d)** the value of the goods, other assets, or services received.

2a Is the foundation directly or indirectly affiliated with, or related to, one or more tax-exempt organizations described in section 501(c) of the Code (other than section 501(c)(3)) or in section 527? ☐ Yes
☒ No

(a) Name of organization	(b) Type of organization	(c) Description of relationship
--------------------------	--------------------------	---------------------------------

Sign Here

Under penalties of perjury, I declare that I have examined this return, including accompanying schedules and statements, and to the best of my knowledge and belief, it is true, correct, and complete. Declaration of preparer (other than taxpayer) is based on all information of which preparer has any knowledge.

2016-10-17

Signature of officer or trustee

Date

Title

May the IRS discuss this return with the preparer shown below
 (see instr. 7) ☒ **Yes** ☐ **No**

May the IRS discuss this return with the preparer shown below

(see instr.)? ☒ Yes ☐ No

Form **990-PF** (2015)

Form 990PF Part IV - Capital Gains and Losses for Tax on Investment Income - Columns a - d

List and describe the kind(s) of property sold (e g , real estate, (a) 2-story brick warehouse, or common stock, 200 shs MLC Co)	How acquired P—Purchase (b) D—Donation	Date acquired (c) (mo , day, yr)	(d) Date sold (mo , day, yr)
35 CENTENE CORP COM		2011-05-11	2015-01-07
22 AMTRUST FINANCIAL SERVICES		2009-11-11	2015-01-09
16 AMTRUST FINANCIAL SERVICES		2014-01-09	2015-01-09
46 CENTENE CORP COM			2015-01-09
86 CRANE CO		2007-12-28	2015-01-09
121 MASTEC INC			2015-01-12
46 AMTRUST FINANCIAL SERVICES		2014-01-09	2015-01-13
111 MATRIX SVC CO		2013-01-25	2015-01-14
5 QORVO INC		2014-07-25	2015-01-14
300000 DUPONT EI NEMOUR 3 250% 1/15/15		2010-01-13	2015-01-15

Form 990PF Part IV - Capital Gains and Losses for Tax on Investment Income - Columns e - h

(e) Gross sales price	Depreciation allowed (f) (or allowable)	Cost or other basis (g) plus expense of sale	Gain or (loss) (h) (e) plus (f) minus (g)
3,695		1,265	2,430
1,143		221	922
831		561	270
4,863		1,332	3,531
4,914		3,765	1,149
2,377		1,239	1,138
2,328		1,612	716
1,978		1,615	363
32		22	10
300,000		300,108	-108

Form 990PF Part IV - Capital Gains and Losses for Tax on Investment Income - Columns i - l

Complete only for assets showing gain in column (h) and owned by the foundation on 12/31/69			Gains (Col (h) gain minus col (k), but not less than -0-) or (l) Losses (from col (h))
(i) F M V as of 12/31/69	Adjusted basis (j) as of 12/31/69	Excess of col (i) (k) over col (j), if any	
			2,430
			922
			270
			3,531
			1,149
			1,138
			716
			363
			10
			-108

Form 990PF Part IV - Capital Gains and Losses for Tax on Investment Income - Columns a - d

List and describe the kind(s) of property sold (e g , real estate, (a) 2-story brick warehouse, or common stock, 200 shs MLC Co)	(b) How acquired P—Purchase D—Donation	(c) Date acquired (mo , day, yr)	(d) Date sold (mo , day, yr)
135 MASTEC INC			2015-01-15
26501 767 INV BALANCE RISK COMM STR Y		2011-04-14	2015-01-16
2000 CLOROX CO COM		2003-10-09	2015-01-16
50456 62 CREDIT SUISSE COMM RET ST CO		2011-03-29	2015-01-16
7200 ISHARES MSCI EMERGING MARKETS ETF		2007-06-07	2015-01-16
8750 MFC ISHARES TR MSCI EAFE INDEX FD		2007-06-07	2015-01-16
26298 495 NUVEEN INTERNATIONAL GROWTH I			2015-01-16
35885 167 OPPENHEIMER SENIOR FLOATING RATE I		2013-08-26	2015-01-16
2000 TARGET CORPORATION		1998-11-08	2015-01-16
92 MATRIX SVC CO		2013-01-25	2015-01-20

Form 990PF Part IV - Capital Gains and Losses for Tax on Investment Income - Columns e - h

(e) Gross sales price	(f) Depreciation allowed (or allowable)	(g) Cost or other basis plus expense of sale	(h) Gain or (loss) (e) plus (f) minus (g)
2,576		1,323	1,253
195,318		300,000	-104,682
216,657		91,737	124,920
299,712		486,906	-187,194
282,486		302,232	-19,746
528,293		698,338	-170,045
980,408		1,268,672	-288,264
289,234		300,000	-10,766
148,492		44,953	103,539
1,667		1,338	329

Form 990PF Part IV - Capital Gains and Losses for Tax on Investment Income - Columns i - l

Complete only for assets showing gain in column (h) and owned by the foundation on 12/31/69			(l) Gains (Col (h) gain minus col (k), but not less than -0-) or Losses (from col (h))
(i) F M V as of 12/31/69	(j) Adjusted basis as of 12/31/69	(k) Excess of col (i) over col (j), if any	
			1,253
			-104,682
			124,920
			-187,194
			-19,746
			-170,045
			-288,264
			-10,766
			103,539
			329

Form 990PF Part IV - Capital Gains and Losses for Tax on Investment Income - Columns a - d

List and describe the kind(s) of property sold (e g , real estate, (a) 2-story brick warehouse, or common stock, 200 shs MLC Co)	(b) How acquired P—Purchase D—Donation	(c) Date acquired (mo , day, yr)	(d) Date sold (mo , day, yr)
20 COMMUNITY TR BANCORP INC			2015-01-23
32 LAKELAND FINANCIAL CORP		2011-01-19	2015-01-23
37 MAXIMUS INC		2013-07-11	2015-01-23
478 HEXCEL CORP NEW		2011-09-30	2015-01-26
3000 MEDTRONIC INC		1998-11-08	2015-01-27
132 TRIMAS CORP			2015-01-27
22 COMMUNITY TR BANCORP INC		2012-05-07	2015-01-30
125 HILLTOP HOLDINGS INC		2013-07-25	2015-01-30
78 WESTERN ALLIANCE BANCORPORATION		2013-10-08	2015-01-30
74 AMERICAN AXLE MFG HLDGS INC COM			2015-02-02

Form 990PF Part IV - Capital Gains and Losses for Tax on Investment Income - Columns e - h

(e) Gross sales price	(f) Depreciation allowed (or allowable)	(g) Cost or other basis plus expense of sale	(h) Gain or (loss) (e) plus (f) minus (g)
663		730	-67
1,311		756	555
2,122		1,323	799
21,124		10,427	10,697
230,850		96,000	134,850
3,568		4,520	-952
705		655	50
2,263		2,143	120
2,014		1,482	532
1,805		624	1,181

Form 990PF Part IV - Capital Gains and Losses for Tax on Investment Income - Columns i - l

Complete only for assets showing gain in column (h) and owned by the foundation on 12/31/69			(l) Gains (Col (h) gain minus col (k), but not less than -0-) or Losses (from col (h))
(i) F M V as of 12/31/69	(j) Adjusted basis as of 12/31/69	(k) Excess of col (i) over col (j), if any	
			-67
			555
			799
			10,697
			134,850
			-952
			50
			120
			532
			1,181

Form 990PF Part IV - Capital Gains and Losses for Tax on Investment Income - Columns a - d

List and describe the kind(s) of property sold (e g , real estate, (a) 2-story brick warehouse, or common stock, 200 shs MLC Co)	(b) How acquired P—Purchase D—Donation	Date acquired (c) (mo , day, yr)	(d) Date sold (mo , day, yr)
77 TAL INTL GROUP INC			2015-02-02
138 BBCN BANCORP INC		2013-11-26	2015-02-03
108 BBCN BANCORP INC		2014-06-09	2015-02-03
22 COMMUNITY TR BANCORP INC		2012-05-07	2015-02-04
177 BBCN BANCORP INC		2013-11-26	2015-02-06
66 TAL INTL GROUP INC		2011-03-17	2015-02-06
43 VCA INC			2015-02-10
28 COMMUNITY TR BANCORP INC		2012-05-07	2015-02-11
178 BBCN BANCORP INC		2013-11-26	2015-02-12
70 TAL INTL GROUP INC			2015-02-12

Form 990PF Part IV - Capital Gains and Losses for Tax on Investment Income - Columns e - h

(e) Gross sales price	(f) Depreciation allowed (or allowable)	(g) Cost or other basis plus expense of sale	(h) Gain or (loss) (e) plus (f) minus (g)
3,146		2,441	705
1,886		2,282	-396
1,476		1,762	-286
703		655	48
2,484		2,927	-443
2,769		1,870	899
2,295		1,224	1,071
895		833	62
2,367		2,944	-577
2,873		1,950	923

Form 990PF Part IV - Capital Gains and Losses for Tax on Investment Income - Columns i - l

Complete only for assets showing gain in column (h) and owned by the foundation on 12/31/69			(l) Gains (Col (h) gain minus col (k), but not less than -0-) or Losses (from col (h))
(i) F M V as of 12/31/69	(j) Adjusted basis as of 12/31/69	(k) Excess of col (i) over col (j), if any	
			705
			-396
			-286
			48
			-443
			899
			1,071
			62
			-577
			923

Form 990PF Part IV - Capital Gains and Losses for Tax on Investment Income - Columns a - d

List and describe the kind(s) of property sold (e g , real estate, (a) 2-story brick warehouse, or common stock, 200 shs MLC Co)	(b) How acquired P—Purchase D—Donation	(c) Date acquired (mo , day, yr)	(d) Date sold (mo , day, yr)
27 COMMUNITY TR BANCORP INC		2012-05-07	2015-02-13
9 STAMPS COM INC		2014-12-04	2015-02-13
76 IDACORP INC			2015-02-18
52 BOISE CASCADE CO		2014-01-24	2015-02-20
354 ORBITAL ATK INC		2012-12-12	2015-02-20
141 WABASH NATL CORP COM W/RTS ATTACHED EXP		2013-07-16	2015-02-25
229 F E I CO		2012-10-02	2015-02-26
272 F M C CORPORATION		2010-11-09	2015-02-26
36 AKORN INC		2014-11-13	2015-02-27
18 CYBERONICS INC		2013-05-10	2015-02-27

Form 990PF Part IV - Capital Gains and Losses for Tax on Investment Income - Columns e - h

(e) Gross sales price	(f) Depreciation allowed (or allowable)	(g) Cost or other basis plus expense of sale	(h) Gain or (loss) (e) plus (f) minus (g)
863		804	59
514		433	81
4,674		4,277	397
1,912		1,620	292
24		11	13
2,060		1,570	490
18,237		11,895	6,342
17,290		10,500	6,790
2,006		1,336	670
1,259		817	442

Form 990PF Part IV - Capital Gains and Losses for Tax on Investment Income - Columns i - l

Complete only for assets showing gain in column (h) and owned by the foundation on 12/31/69			(l) Gains (Col (h) gain minus col (k), but not less than -0-) or Losses (from col (h))
(i) F M V as of 12/31/69	(j) Adjusted basis as of 12/31/69	(k) Excess of col (i) over col (j), if any	
			59
			81
			397
			292
			13
			490
			6,342
			6,790
			670
			442

Form 990PF Part IV - Capital Gains and Losses for Tax on Investment Income - Columns a - d

List and describe the kind(s) of property sold (e g , real estate, (a) 2-story brick warehouse, or common stock, 200 shs MLC Co)	(b) How acquired P—Purchase D—Donation	(c) Date acquired (mo , day, yr)	(d) Date sold (mo , day, yr)
20 RYMAN HOSPITALITY PROPERTIES		2014-07-03	2015-02-27
200000 GEN ELEC CAP CRP MTN 4 875% 3/04/15		2009-09-28	2015-03-04
35 ENANTA PHARMACEUTICALS INC			2015-03-09
55 PORTLAND GENERAL ELECTRIC COMPANY		2014-10-15	2015-03-09
58 CHESAPEAKE LODGING TRUST			2015-03-11
68 CINEMARK HLDGS INC			2015-03-11
149 SUMMIT HOTEL PROPERTIES INC			2015-03-11
49 I G A T E CAPITAL CORPORATION		2013-09-11	2015-03-12
58 PORTLAND GENERAL ELECTRIC COMPANY			2015-03-12
199 INTEGRATED SILICON SOLUTION INC		2013-08-02	2015-03-13

Form 990PF Part IV - Capital Gains and Losses for Tax on Investment Income - Columns e - h

(e) Gross sales price	(f) Depreciation allowed (or allowable)	(g) Cost or other basis plus expense of sale	(h) Gain or (loss) (e) plus (f) minus (g)
1,190		977	213
200,000		208,750	-8,750
1,152		1,507	-355
1,941		1,891	50
1,849		1,351	498
2,737		1,324	1,413
1,951		1,527	424
2,152		1,280	872
2,060		1,978	82
3,661		2,128	1,533

Form 990PF Part IV - Capital Gains and Losses for Tax on Investment Income - Columns i - l

Complete only for assets showing gain in column (h) and owned by the foundation on 12/31/69			(l) Gains (Col (h) gain minus col (k), but not less than -0-) or Losses (from col (h))
(i) F M V as of 12/31/69	(j) Adjusted basis as of 12/31/69	(k) Excess of col (i) over col (j), if any	
			213
			-8,750
			-355
			50
			498
			1,413
			424
			872
			82
			1,533

Form 990PF Part IV - Capital Gains and Losses for Tax on Investment Income - Columns a - d

List and describe the kind(s) of property sold (e g , real estate, (a) 2-story brick warehouse, or common stock, 200 shs MLC Co)	(b) How acquired P—Purchase D—Donation	(c) Date acquired (mo , day, yr)	(d) Date sold (mo , day, yr)
21 LITTELFUSE INC			2015-03-13
82 PORTLAND GENERAL ELECTRIC COMPANY		2014-10-16	2015-03-17
42 ENANTA PHARMACEUTICALS INC			2015-03-19
21 LITTELFUSE INC			2015-03-23
21 WELLCARE HEALTH PLANS INC		2015-01-09	2015-03-23
35 ACADIA HEALTHCARE CO INC		2014-12-18	2015-03-25
102 DEPOMED INC		2015-01-12	2015-03-26
45 ENANTA PHARMACEUTICALS INC			2015-03-26
24 AMAG PHARMACEUTICALS INC		2015-01-07	2015-03-27
32 ACADIA HEALTHCARE CO INC			2015-03-27

Form 990PF Part IV - Capital Gains and Losses for Tax on Investment Income - Columns e - h

(e) Gross sales price	(f) Depreciation allowed (or allowable)	(g) Cost or other basis plus expense of sale	(h) Gain or (loss) (e) plus (f) minus (g)
2,031		1,720	311
2,922		2,785	137
1,468		1,643	-175
2,080		1,356	724
1,965		1,628	337
2,570		2,190	380
2,225		1,813	412
1,432		1,635	-203
1,347		1,111	236
2,266		1,948	318

Form 990PF Part IV - Capital Gains and Losses for Tax on Investment Income - Columns i - l

Complete only for assets showing gain in column (h) and owned by the foundation on 12/31/69			(l) Gains (Col (h) gain minus col (k), but not less than -0-) or Losses (from col (h))
(i) F M V as of 12/31/69	(j) Adjusted basis as of 12/31/69	(k) Excess of col (i) over col (j), if any	
			311
			137
			-175
			724
			337
			380
			412
			-203
			236
			318

Form 990PF Part IV - Capital Gains and Losses for Tax on Investment Income - Columns a - d

List and describe the kind(s) of property sold (e g , real estate, (a) 2-story brick warehouse, or common stock, 200 shs MLC Co)	(b) How acquired P—Purchase D—Donation	(c) Date acquired (mo , day, yr)	(d) Date sold (mo , day, yr)
23 MAXIMUS INC		2013-07-11	2015-03-27
46 ENANTA PHARMACEUTICALS INC		2014-04-11	2015-03-30
77 HORIZON PHARMA PLC		2015-03-19	2015-04-02
32 AMSURG CORP		2014-06-10	2015-04-06
159 O REILLY AUTOMOTIVE INC			2015-04-06
31 AMAG PHARMACEUTICALS INC			2015-04-07
15 LANNETT CO INC		2015-02-17	2015-04-10
33 EMERGENT BIOSOLUTIONS INC		2014-02-26	2015-04-16
196 INTEGRATED SILICON SOLUTION INC		2013-08-02	2015-04-17
49 STONE ENERGY CORP		2014-11-26	2015-04-17

Form 990PF Part IV - Capital Gains and Losses for Tax on Investment Income - Columns e - h

(e) Gross sales price	(f) Depreciation allowed (or allowable)	(g) Cost or other basis plus expense of sale	(h) Gain or (loss) (e) plus (f) minus (g)
1,464		823	641
1,431		1,521	-90
1,980		1,778	202
2,032		1,681	351
34,433		7,059	27,374
1,729		1,422	307
1,046		909	137
990		856	134
3,562		2,096	1,466
921		1,029	-108

Form 990PF Part IV - Capital Gains and Losses for Tax on Investment Income - Columns i - l

Complete only for assets showing gain in column (h) and owned by the foundation on 12/31/69			(l) Gains (Col (h) gain minus col (k), but not less than -0-) or Losses (from col (h))
(i) F M V as of 12/31/69	(j) Adjusted basis as of 12/31/69	(k) Excess of col (i) over col (j), if any	
			641
			-90
			202
			351
			27,374
			307
			137
			134
			1,466
			-108

Form 990PF Part IV - Capital Gains and Losses for Tax on Investment Income - Columns a - d

List and describe the kind(s) of property sold (e g , real estate, (a) 2-story brick warehouse, or common stock, 200 shs MLC Co)	(b) How acquired P—Purchase D—Donation	(c) Date acquired (mo , day, yr)	(d) Date sold (mo , day, yr)
32 DEPOMED INC		2015-01-12	2015-04-20
53 TRIUMPH GROUP INC			2015-04-20
23 AKORN INC		2015-03-04	2015-04-21
28 HORACE MANN EDUCATORS CORP		2014-06-24	2015-04-21
91 MEDASSETS INC			2015-04-23
56 RPX CORP		2013-07-16	2015-04-23
48 TRIUMPH GROUP INC			2015-04-23
77 ARRIS GROUP INC			2015-04-24
15 AMAG PHARMACEUTICALS INC		2015-02-23	2015-04-28
97 MEDASSETS INC			2015-04-28

Form 990PF Part IV - Capital Gains and Losses for Tax on Investment Income - Columns e - h

(e) Gross sales price	(f) Depreciation allowed (or allowable)	(g) Cost or other basis plus expense of sale	(h) Gain or (loss) (e) plus (f) minus (g)
840		569	271
3,234		3,758	-524
1,277		1,177	100
982		877	105
1,816		1,844	-28
827		1,030	-203
2,870		2,860	10
2,759		2,619	140
798		669	129
1,977		1,950	27

Form 990PF Part IV - Capital Gains and Losses for Tax on Investment Income - Columns i - l

Complete only for assets showing gain in column (h) and owned by the foundation on 12/31/69			(l) Gains (Col (h) gain minus col (k), but not less than -0-) or Losses (from col (h))
(i) F M V as of 12/31/69	(j) Adjusted basis as of 12/31/69	(k) Excess of col (i) over col (j), if any	
			271
			-524
			100
			105
			-28
			-203
			10
			140
			129
			27

Form 990PF Part IV - Capital Gains and Losses for Tax on Investment Income - Columns a - d

List and describe the kind(s) of property sold (e g , real estate, (a) 2-story brick warehouse, or common stock, 200 shs MLC Co)	(b) How acquired P—Purchase D—Donation	(c) Date acquired (mo , day, yr)	(d) Date sold (mo , day, yr)
28 HORIZON PHARMA PLC		2015-03-19	2015-04-28
77 CHESAPEAKE LODGING TRUST			2015-04-29
34 DEPOMED INC		2015-01-12	2015-04-29
59 TRIUMPH GROUP INC			2015-04-29
81 RPX CORP		2013-10-25	2015-04-30
41 TRIMAS CORP		2014-08-13	2015-04-30
16 AMSURG CORP		2014-06-10	2015-05-01
41 I G A T E CAPITAL CORPORATION			2015-05-01
27 STERIS CORP		2014-09-04	2015-05-01
60 TRIUMPH GROUP INC			2015-05-01

Form 990PF Part IV - Capital Gains and Losses for Tax on Investment Income - Columns e - h

(e) Gross sales price	(f) Depreciation allowed (or allowable)	(g) Cost or other basis plus expense of sale	(h) Gain or (loss) (e) plus (f) minus (g)
793		647	146
2,520		1,621	899
831		604	227
3,525		2,333	1,192
1,293		1,398	-105
1,141		1,339	-198
1,003		840	163
1,955		1,002	953
1,790		1,536	254
3,529		2,135	1,394

Form 990PF Part IV - Capital Gains and Losses for Tax on Investment Income - Columns i - l

Complete only for assets showing gain in column (h) and owned by the foundation on 12/31/69			(l) Gains (Col (h) gain minus col (k), but not less than -0-) or Losses (from col (h))
(i) F M V as of 12/31/69	(j) Adjusted basis as of 12/31/69	(k) Excess of col (i) over col (j), if any	
			146
			899
			227
			1,192
			-105
			-198
			163
			953
			254
			1,394

Form 990PF Part IV - Capital Gains and Losses for Tax on Investment Income - Columns a - d

List and describe the kind(s) of property sold (e g , real estate, (a) 2-story brick warehouse, or common stock, 200 shs MLC Co)	(b) How acquired P—Purchase D—Donation	(c) Date acquired (mo , day, yr)	(d) Date sold (mo , day, yr)
96 CHESAPEAKE LODGING TRUST		2012-05-25	2015-05-04
69 DUPONT FABROS TECHNOLOGY		2014-08-20	2015-05-05
66 RPX CORP			2015-05-05
35 TRIMAS CORP		2014-08-13	2015-05-05
26 CHESAPEAKE LODGING TRUST		2012-05-25	2015-05-06
51 CHESAPEAKE LODGING TRUST		2014-08-20	2015-05-06
105 RPX CORP			2015-05-11
150 ROSETTA RESOURCES INC			2015-05-12
4 TRIMAS CORP		2014-08-13	2015-05-12
86 TRIMAS CORP		2014-03-28	2015-05-12

Form 990PF Part IV - Capital Gains and Losses for Tax on Investment Income - Columns e - h

(e) Gross sales price	(f) Depreciation allowed (or allowable)	(g) Cost or other basis plus expense of sale	(h) Gain or (loss) (e) plus (f) minus (g)
3,037		1,699	1,338
2,108		1,978	130
1,006		964	42
984		1,143	-159
787		460	327
1,543		1,546	-3
1,618		1,455	163
3,661		7,080	-3,419
111		131	-20
2,386		2,893	-507

Form 990PF Part IV - Capital Gains and Losses for Tax on Investment Income - Columns i - l

Complete only for assets showing gain in column (h) and owned by the foundation on 12/31/69			(l) Gains (Col (h) gain minus col (k), but not less than -0-) or Losses (from col (h))
(i) F M V as of 12/31/69	(j) Adjusted basis as of 12/31/69	(k) Excess of col (i) over col (j), if any	
			1,338
			130
			42
			-159
			327
			-3
			163
			-3,419
			-20
			-507

Form 990PF Part IV - Capital Gains and Losses for Tax on Investment Income - Columns a - d

List and describe the kind(s) of property sold (e g , real estate, (a) 2-story brick warehouse, or common stock, 200 shs MLC Co)	(b) How acquired P—Purchase D—Donation	(c) Date acquired (mo , day, yr)	(d) Date sold (mo , day, yr)
52 HAWAIIAN HLDGS INC		2015-02-02	2015-05-13
136 MEDASSETS INC		2013-01-16	2015-05-13
57 UBIQUITI NETWORKS INC		2014-03-19	2015-05-13
100 RPX CORP		2013-03-11	2015-05-14
101 MEDASSETS INC		2013-01-16	2015-05-21
17 SYNAPTICS INC		2014-04-22	2015-05-22
30 UBIQUITI NETWORKS INC		2014-03-19	2015-05-22
12 ROSETTA RESOURCES INC		2014-12-19	2015-05-27
94 ROSETTA RESOURCES INC			2015-05-27
55 AMN HEALTHCARE SERVICES INC		2014-01-03	2015-05-28

Form 990PF Part IV - Capital Gains and Losses for Tax on Investment Income - Columns e - h

(e) Gross sales price	(f) Depreciation allowed (or allowable)	(g) Cost or other basis plus expense of sale	(h) Gain or (loss) (e) plus (f) minus (g)
1,296		974	322
2,779		2,616	163
1,712		3,148	-1,436
1,558		1,335	223
2,078		1,943	135
1,647		1,129	518
923		1,657	-734
278		265	13
2,177		4,224	-2,047
1,470		805	665

Form 990PF Part IV - Capital Gains and Losses for Tax on Investment Income - Columns i - l

Complete only for assets showing gain in column (h) and owned by the foundation on 12/31/69			(l) Gains (Col (h) gain minus col (k), but not less than -0-) or Losses (from col (h))
(i) F M V as of 12/31/69	(j) Adjusted basis as of 12/31/69	(k) Excess of col (i) over col (j), if any	
			322
			163
			-1,436
			223
			135
			518
			-734
			13
			-2,047
			665

Form 990PF Part IV - Capital Gains and Losses for Tax on Investment Income - Columns a - d

List and describe the kind(s) of property sold (e g , real estate, (a) 2-story brick warehouse, or common stock, 200 shs MLC Co)	(b) How acquired P—Purchase D—Donation	(c) Date acquired (mo , day, yr)	(d) Date sold (mo , day, yr)
100 MEDASSETS INC			2015-05-29
129 ROSETTA RESOURCES INC			2015-06-04
40 UBIQUITI NETWORKS INC			2015-06-04
35 AMAG PHARMACEUTICALS INC			2015-06-05
77 WABASH NATL CORP COM W/RTS ATTACHED EXP			2015-06-05
55 AMERICAN STATES WATER CO		2013-12-24	2015-06-08
130 ROSETTA RESOURCES INC			2015-06-08
65 HAWAIIAN HLDGS INC		2015-02-02	2015-06-10
33 UBIQUITI NETWORKS INC			2015-06-10
40 VCA INC		2013-09-12	2015-06-10

Form 990PF Part IV - Capital Gains and Losses for Tax on Investment Income - Columns e - h

(e) Gross sales price	(f) Depreciation allowed (or allowable)	(g) Cost or other basis plus expense of sale	(h) Gain or (loss) (e) plus (f) minus (g)
2,066		1,903	163
2,994		2,846	148
1,222		2,083	-861
2,492		1,553	939
1,045		838	207
2,041		1,627	414
3,080		2,379	701
1,453		1,217	236
1,063		1,693	-630
2,063		1,132	931

Form 990PF Part IV - Capital Gains and Losses for Tax on Investment Income - Columns i - l

Complete only for assets showing gain in column (h) and owned by the foundation on 12/31/69			(l) Gains (Col (h) gain minus col (k), but not less than -0-) or Losses (from col (h))
(i) F M V as of 12/31/69	(j) Adjusted basis as of 12/31/69	(k) Excess of col (i) over col (j), if any	
			163
			148
			-861
			939
			207
			414
			701
			236
			-630
			931

Form 990PF Part IV - Capital Gains and Losses for Tax on Investment Income - Columns a - d

List and describe the kind(s) of property sold (e g , real estate, (a) 2-story brick warehouse, or common stock, 200 shs MLC Co)	(b) How acquired P—Purchase D—Donation	(c) Date acquired (mo , day, yr)	(d) Date sold (mo , day, yr)
73 HAWAIIAN HLDGS INC		2015-02-02	2015-06-12
92 MYRIAD GENETICS INC			2015-06-12
27 ACADIA HEALTHCARE CO INC		2015-01-07	2015-06-15
68 HAWAIIAN HLDGS INC		2015-02-02	2015-06-15
66 UBIQUITI NETWORKS INC			2015-06-15
32 AMERICAN STATES WATER CO		2013-12-24	2015-06-16
483 MASTEC INC		2014-04-03	2015-06-16
109 MYRIAD GENETICS INC		2012-01-26	2015-06-16
206 PIER 1 IMPORTS INC			2015-06-16
1 SECURITY LITIGATION		1911-11-11	2015-06-16

Form 990PF Part IV - Capital Gains and Losses for Tax on Investment Income - Columns e - h

(e) Gross sales price	(f) Depreciation allowed (or allowable)	(g) Cost or other basis plus expense of sale	(h) Gain or (loss) (e) plus (f) minus (g)
1,700		1,367	333
2,945		2,344	601
1,930		1,622	308
1,564		1,273	291
2,142		3,196	-1,054
1,149		947	202
9,238		21,515	-12,277
3,533		2,524	1,009
2,495		3,558	-1,063
124			124

Form 990PF Part IV - Capital Gains and Losses for Tax on Investment Income - Columns i - l

Complete only for assets showing gain in column (h) and owned by the foundation on 12/31/69			(l) Gains (Col (h) gain minus col (k), but not less than -0-) or Losses (from col (h))
(i) F M V as of 12/31/69	(j) Adjusted basis as of 12/31/69	(k) Excess of col (i) over col (j), if any	
			333
			601
			308
			291
			-1,054
			202
			-12,277
			1,009
			-1,063
			124

Form 990PF Part IV - Capital Gains and Losses for Tax on Investment Income - Columns a - d

List and describe the kind(s) of property sold (e g , real estate, (a) 2-story brick warehouse, or common stock, 200 shs MLC Co)	(b) How acquired P—Purchase D—Donation	(c) Date acquired (mo , day, yr)	(d) Date sold (mo , day, yr)
44 QORVO INC			2015-06-18
55 HORIZON PHARMA PLC			2015-06-18
6634 58 COMMON SENSE FD REDEMPTION HOLDBACK		2014-12-31	2015-06-19
24 HELEN OF TROY LTD		2014-12-08	2015-06-19
9003 601 NUVEEN HIGH INCOME BOND FD CL I		2011-03-28	2015-06-22
21 QORVO INC			2015-06-22
32 STERIS CORP			2015-06-22
95 I G A T E CAPITAL CORPORATION		2013-09-04	2015-06-23
25 QORVO INC			2015-06-24
13 I G A T E CAPITAL CORPORATION		2014-09-04	2015-06-25

Form 990PF Part IV - Capital Gains and Losses for Tax on Investment Income - Columns e - h

(e) Gross sales price	(f) Depreciation allowed (or allowable)	(g) Cost or other basis plus expense of sale	(h) Gain or (loss) (e) plus (f) minus (g)
3,705		2,665	1,040
1,871		1,264	607
6,635		6,165	470
2,319		1,591	728
75,090		82,563	-7,473
1,815		860	955
2,086		1,815	271
4,519		2,240	2,279
2,126		986	1,140
619		498	121

Form 990PF Part IV - Capital Gains and Losses for Tax on Investment Income - Columns i - l

Complete only for assets showing gain in column (h) and owned by the foundation on 12/31/69			(l) Gains (Col (h) gain minus col (k), but not less than -0-) or Losses (from col (h))
(i) F M V as of 12/31/69	(j) Adjusted basis as of 12/31/69	(k) Excess of col (i) over col (j), if any	
			1,040
			607
			470
			728
			-7,473
			955
			271
			2,279
			1,140
			121

Form 990PF Part IV - Capital Gains and Losses for Tax on Investment Income - Columns a - d

List and describe the kind(s) of property sold (e g , real estate, (a) 2-story brick warehouse, or common stock, 200 shs MLC Co)	(b) How acquired P—Purchase D—Donation	(c) Date acquired (mo , day, yr)	(d) Date sold (mo , day, yr)
52 I G A T E CAPITAL CORPORATION		2013-09-04	2015-06-25
22 ACADIA HEALTHCARE CO INC		2015-01-07	2015-06-26
47 AKORN INC			2015-06-29
49 QORVO INC		2014-06-27	2015-06-29
78 HORIZON PHARMA PLC			2015-06-29
31 AMSURG CORP			2015-06-30
66 I G A T E CAPITAL CORPORATION		2014-09-04	2015-06-30
39 QORVO INC		2014-06-27	2015-06-30
29 MOLINA HEALTHCARE INC		2015-03-23	2015-07-06
103 DEPOMED INC			2015-07-09

Form 990PF Part IV - Capital Gains and Losses for Tax on Investment Income - Columns e - h

(e) Gross sales price	(f) Depreciation allowed (or allowable)	(g) Cost or other basis plus expense of sale	(h) Gain or (loss) (e) plus (f) minus (g)
2,477		1,226	1,251
1,692		1,322	370
2,025		1,948	77
3,926		1,870	2,056
2,530		1,785	745
2,171		1,560	611
3,141		2,526	615
3,104		1,488	1,616
2,002		1,901	101
2,937		2,211	726

Form 990PF Part IV - Capital Gains and Losses for Tax on Investment Income - Columns i - l

Complete only for assets showing gain in column (h) and owned by the foundation on 12/31/69			(l) Gains (Col (h) gain minus col (k), but not less than -0-) or Losses (from col (h))
(i) F M V as of 12/31/69	(j) Adjusted basis as of 12/31/69	(k) Excess of col (i) over col (j), if any	
			1,251
			370
			77
			2,056
			745
			611
			615
			1,616
			101
			726

Form 990PF Part IV - Capital Gains and Losses for Tax on Investment Income - Columns a - d

List and describe the kind(s) of property sold (e g , real estate, (a) 2-story brick warehouse, or common stock, 200 shs MLC Co)	(b) How acquired P—Purchase D—Donation	(c) Date acquired (mo , day, yr)	(d) Date sold (mo , day, yr)
718 SKYWORKS SOLUTIONS INC			2015-07-09
41 HORIZON PHARMA PLC		2015-03-11	2015-07-09
23 DEPOMED INC			2015-07-15
47 HORIZON PHARMA PLC			2015-07-17
24 AMAG PHARMACEUTICALS INC		2014-12-31	2015-07-21
67 HORIZON PHARMA PLC		2015-03-09	2015-07-23
28 LITHIA MOTORS INC CL A		2012-07-25	2015-07-28
68 HORIZON PHARMA PLC		2015-03-09	2015-07-28
36 ASHFORD HOSPITALITY PRIME IN		2015-07-27	2015-07-29
7 STONE ENERGY CORP		2013-07-11	2015-07-29

Form 990PF Part IV - Capital Gains and Losses for Tax on Investment Income - Columns e - h

(e) Gross sales price	(f) Depreciation allowed (or allowable)	(g) Cost or other basis plus expense of sale	(h) Gain or (loss) (e) plus (f) minus (g)
67,292		21,404	45,888
1,424		925	499
717		356	361
1,739		1,053	686
1,724		1,055	669
2,590		1,462	1,128
3,168		751	2,417
2,562		1,484	1,078
518		538	-20
52		169	-117

Form 990PF Part IV - Capital Gains and Losses for Tax on Investment Income - Columns i - l

Complete only for assets showing gain in column (h) and owned by the foundation on 12/31/69			(l) Gains (Col (h) gain minus col (k), but not less than -0-) or Losses (from col (h))
(i) F M V as of 12/31/69	(j) Adjusted basis as of 12/31/69	(k) Excess of col (i) over col (j), if any	
			45,888
			499
			361
			686
			669
			1,128
			2,417
			1,078
			-20
			-117

Form 990PF Part IV - Capital Gains and Losses for Tax on Investment Income - Columns a - d

List and describe the kind(s) of property sold (e g , real estate, (a) 2-story brick warehouse, or common stock, 200 shs MLC Co)	(b) How acquired P—Purchase D—Donation	(c) Date acquired (mo , day, yr)	(d) Date sold (mo , day, yr)
326 STONE ENERGY CORP			2015-07-29
5 BUFFALO WILD WINGS INC		2010-10-15	2015-07-31
279 STONE ENERGY CORP			2015-07-31
39 VCA INC		2013-09-12	2015-08-04
123 ICONIX BRAND GROUP INC			2015-08-05
48 AMN HEALTHCARE SERVICES INC		2014-01-03	2015-08-06
20 ACADIA HEALTHCARE CO INC		2014-08-27	2015-08-06
20 AMSURG CORP		2014-06-05	2015-08-06
61 DEPOMED INC		2014-08-21	2015-08-10
151 ICONIX BRAND GROUP INC			2015-08-10

Form 990PF Part IV - Capital Gains and Losses for Tax on Investment Income - Columns e - h

(e) Gross sales price	(f) Depreciation allowed (or allowable)	(g) Cost or other basis plus expense of sale	(h) Gain or (loss) (e) plus (f) minus (g)
2,416		4,756	-2,340
982		248	734
1,737		4,881	-3,144
2,260		1,103	1,157
2,501		4,937	-2,436
1,594		702	892
1,640		1,029	611
1,674		953	721
1,961		895	1,066
2,104		5,784	-3,680

Form 990PF Part IV - Capital Gains and Losses for Tax on Investment Income - Columns i - l

Complete only for assets showing gain in column (h) and owned by the foundation on 12/31/69			(l) Gains (Col (h) gain minus col (k), but not less than -0-) or Losses (from col (h))
(i) F M V as of 12/31/69	(j) Adjusted basis as of 12/31/69	(k) Excess of col (i) over col (j), if any	
			-2,340
			734
			-3,144
			1,157
			-2,436
			892
			611
			721
			1,066
			-3,680

Form 990PF Part IV - Capital Gains and Losses for Tax on Investment Income - Columns a - d

List and describe the kind(s) of property sold (e g , real estate, (a) 2-story brick warehouse, or common stock, 200 shs MLC Co)	(b) How acquired P—Purchase D—Donation	(c) Date acquired (mo , day, yr)	(d) Date sold (mo , day, yr)
15 STAMPS COM INC		2015-06-05	2015-08-10
100 ZUMIEZ INC			2015-08-11
10 ACADIA HEALTHCARE CO INC		2014-08-27	2015-08-13
25 AMSURG CORP			2015-08-13
32 DEPOMED INC		2014-08-21	2015-08-13
28 J2 GLOBAL INC			2015-08-13
79 ZUMIEZ INC		2014-10-23	2015-08-13
437 NATIONAL PENN BANCSHARES INC			2015-08-19
7561 ASHFORD HOSPITALITY PRIME IN		2015-07-27	2015-08-20
11 BUFFALO WILD WINGS INC		2014-08-14	2015-08-20

Form 990PF Part IV - Capital Gains and Losses for Tax on Investment Income - Columns e - h

(e) Gross sales price	(f) Depreciation allowed (or allowable)	(g) Cost or other basis plus expense of sale	(h) Gain or (loss) (e) plus (f) minus (g)
1,260		1,073	187
2,355		3,354	-999
806		515	291
2,095		1,185	910
1,014		469	545
2,048		834	1,214
1,843		2,597	-754
5,513		4,735	778
9		11	-2
2,140		1,572	568

Form 990PF Part IV - Capital Gains and Losses for Tax on Investment Income - Columns i - l

Complete only for assets showing gain in column (h) and owned by the foundation on 12/31/69			(l) Gains (Col (h) gain minus col (k), but not less than -0-) or Losses (from col (h))
(i) F M V as of 12/31/69	(j) Adjusted basis as of 12/31/69	(k) Excess of col (i) over col (j), if any	
			187
			-999
			291
			910
			545
			1,214
			-754
			778
			-2
			568

Form 990PF Part IV - Capital Gains and Losses for Tax on Investment Income - Columns a - d

List and describe the kind(s) of property sold (e g , real estate, (a) 2-story brick warehouse, or common stock, 200 shs MLC Co)	(b) How acquired P—Purchase D—Donation	(c) Date acquired (mo , day, yr)	(d) Date sold (mo , day, yr)
38 CYBERONICS INC			2015-08-21
54 GREENBRIER COS INC			2015-08-21
237 NATIONAL PENN BANCSHARES INC			2015-08-21
69 GREENBRIER COS INC			2015-08-25
10 BUFFALO WILD WINGS INC			2015-08-31
52 CYBERONICS INC		2011-02-18	2015-08-31
14 BUFFALO WILD WINGS INC		2010-10-15	2015-09-02
24 CYBERONICS INC			2015-09-03
18 LANNETT CO INC		2015-02-17	2015-09-04
265 GENERAL MLS INC COM		2000-01-06	2015-09-09

Form 990PF Part IV - Capital Gains and Losses for Tax on Investment Income - Columns e - h

(e) Gross sales price	(f) Depreciation allowed (or allowable)	(g) Cost or other basis plus expense of sale	(h) Gain or (loss) (e) plus (f) minus (g)
2,517		1,655	862
2,078		3,751	-1,673
2,893		2,505	388
2,538		4,291	-1,753
1,904		590	1,314
3,392		1,758	1,634
2,675		695	1,980
1,551		811	740
996		1,091	-95
15,227		4,502	10,725

Form 990PF Part IV - Capital Gains and Losses for Tax on Investment Income - Columns i - l

Complete only for assets showing gain in column (h) and owned by the foundation on 12/31/69			(l) Gains (Col (h) gain minus col (k), but not less than -0-) or Losses (from col (h))
(i) F M V as of 12/31/69	(j) Adjusted basis as of 12/31/69	(k) Excess of col (i) over col (j), if any	
			862
			-1,673
			388
			-1,753
			1,314
			1,634
			1,980
			740
			-95
			10,725

Form 990PF Part IV - Capital Gains and Losses for Tax on Investment Income - Columns a - d

List and describe the kind(s) of property sold (e g , real estate, (a) 2-story brick warehouse, or common stock, 200 shs MLC Co)	(b) How acquired P—Purchase D—Donation	(c) Date acquired (mo , day, yr)	(d) Date sold (mo , day, yr)
500 ISHARES CORE MSCI EMERGING MKTS ETF		2015-01-16	2015-09-09
1 SECURITY LITIGATION		1911-11-11	2015-09-09
13 BUFFALO WILD WINGS INC			2015-09-10
36 CYBERONICS INC		2011-03-03	2015-09-11
9 CYBERONICS INC		2015-04-20	2015-09-11
12 BUFFALO WILD WINGS INC		2010-10-28	2015-09-16
59 WILSHIRE BANCORP INC		2013-11-26	2015-09-17
79 GRAINGER W W INC COM		2009-10-21	2015-09-22
259 OCEANEERING INTERNATIONAL INC		2012-08-28	2015-09-22
35 ACADIA HEALTHCARE CO INC			2015-09-23

Form 990PF Part IV - Capital Gains and Losses for Tax on Investment Income - Columns e - h

(e) Gross sales price	(f) Depreciation allowed (or allowable)	(g) Cost or other basis plus expense of sale	(h) Gain or (loss) (e) plus (f) minus (g)
20,341		23,634	-3,293
14			14
2,593		609	1,984
2,362		1,216	1,146
591		572	19
2,382		556	1,826
652		604	48
16,821		7,673	9,148
10,445		14,260	-3,815
2,638		1,793	845

Form 990PF Part IV - Capital Gains and Losses for Tax on Investment Income - Columns i - l

Complete only for assets showing gain in column (h) and owned by the foundation on 12/31/69			(l) Gains (Col (h) gain minus col (k), but not less than -0-) or Losses (from col (h))
(i) F M V as of 12/31/69	(j) Adjusted basis as of 12/31/69	(k) Excess of col (i) over col (j), if any	
			-3,293
			14
			1,984
			1,146
			19
			1,826
			48
			9,148
			-3,815
			845

Form 990PF Part IV - Capital Gains and Losses for Tax on Investment Income - Columns a - d

List and describe the kind(s) of property sold (e g , real estate, (a) 2-story brick warehouse, or common stock, 200 shs MLC Co)	(b) How acquired P—Purchase D—Donation	(c) Date acquired (mo , day, yr)	(d) Date sold (mo , day, yr)
82 DEPOMED INC		2014-08-21	2015-09-23
222 PIER 1 IMPORTS INC		2015-01-09	2015-09-23
77 KAPSTONE PAPER PACKAGING CORP		2015-04-29	2015-09-24
17 KAPSTONE PAPER PACKAGING CORP		2012-01-30	2015-09-24
19 LITHIA MOTORS INC CL A		2012-07-25	2015-09-24
17 WELLCARE HEALTH PLANS INC			2015-09-24
25 AMSURG CORP		2014-07-02	2015-09-25
16 FINISAR CORPORATION		2015-06-19	2015-09-25
88 FINISAR CORPORATION		2010-11-05	2015-09-25
200 PIER 1 IMPORTS INC			2015-09-25

Form 990PF Part IV - Capital Gains and Losses for Tax on Investment Income - Columns e - h

(e) Gross sales price	(f) Depreciation allowed (or allowable)	(g) Cost or other basis plus expense of sale	(h) Gain or (loss) (e) plus (f) minus (g)
2,039		1,203	836
1,979		3,792	-1,813
1,340		2,142	-802
296		148	148
2,048		509	1,539
1,559		1,314	245
2,111		1,171	940
183		322	-139
1,009		1,640	-631
1,430		3,346	-1,916

Form 990PF Part IV - Capital Gains and Losses for Tax on Investment Income - Columns i - l

Complete only for assets showing gain in column (h) and owned by the foundation on 12/31/69			(l) Gains (Col (h) gain minus col (k), but not less than -0-) or Losses (from col (h))
(i) F M V as of 12/31/69	(j) Adjusted basis as of 12/31/69	(k) Excess of col (i) over col (j), if any	
			836
			-1,813
			-802
			148
			1,539
			245
			940
			-139
			-631
			-1,916

Form 990PF Part IV - Capital Gains and Losses for Tax on Investment Income - Columns a - d

List and describe the kind(s) of property sold (e g , real estate, (a) 2-story brick warehouse, or common stock, 200 shs MLC Co)	(b) How acquired P—Purchase D—Donation	(c) Date acquired (mo , day, yr)	(d) Date sold (mo , day, yr)
19 TENNECO AUTOMOTIVE INC COM W/RIGHTS ATTA		2011-06-02	2015-09-25
27 TENNECO AUTOMOTIVE INC COM W/RIGHTS ATTA		2014-11-26	2015-09-25
5 ARCBEST CORP		2014-09-25	2015-09-28
47 ARCBEST CORP		2014-10-23	2015-09-28
56 AMN HEALTHCARE SERVICES INC		2014-01-03	2015-09-29
103 FINISAR CORPORATION			2015-09-29
102 KAPSTONE PAPER PACKAGING CORP		2012-01-30	2015-09-29
30 STERIS CORP			2015-09-29
68 AKORN INC			2015-09-30
44 LANNETT CO INC			2015-09-30

Form 990PF Part IV - Capital Gains and Losses for Tax on Investment Income - Columns e - h

(e) Gross sales price	(f) Depreciation allowed (or allowable)	(g) Cost or other basis plus expense of sale	(h) Gain or (loss) (e) plus (f) minus (g)
822		777	45
1,168		1,486	-318
126		188	-62
1,180		1,683	-503
1,704		819	885
1,132		1,807	-675
1,649		886	763
1,945		1,680	265
1,881		2,417	-536
1,850		2,617	-767

Form 990PF Part IV - Capital Gains and Losses for Tax on Investment Income - Columns i - l

Complete only for assets showing gain in column (h) and owned by the foundation on 12/31/69			(l) Gains (Col (h) gain minus col (k), but not less than -0-) or Losses (from col (h))
(i) F M V as of 12/31/69	(j) Adjusted basis as of 12/31/69	(k) Excess of col (i) over col (j), if any	
			45
			-318
			-62
			-503
			885
			-675
			763
			265
			-536
			-767

Form 990PF Part IV - Capital Gains and Losses for Tax on Investment Income - Columns a - d

List and describe the kind(s) of property sold (e g , real estate, (a) 2-story brick warehouse, or common stock, 200 shs MLC Co)	(b) How acquired P—Purchase D—Donation	(c) Date acquired (mo , day, yr)	(d) Date sold (mo , day, yr)
68 00016 SUPERNUS PHARMACEUTICALS INC			2015-09-30
34 99984 SUPERNUS PHARMACEUTICALS INC		2015-09-14	2015-09-30
104 KAPSTONE PAPER PACKAGING CORP		2012-01-30	2015-10-01
19 SYNAPTICS INC			2015-10-01
621 WOLVERINE WORLD WIDE INC		2013-05-07	2015-10-01
20 LAKELAND FINANCIAL CORP			2015-10-02
207 FINISAR CORPORATION			2015-10-05
11 ENERSYS		2015-06-29	2015-10-07
7 ENERSYS			2015-10-07
28 AMERICAN STATES WATER CO		2013-12-24	2015-10-08

Form 990PF Part IV - Capital Gains and Losses for Tax on Investment Income - Columns e - h

(e) Gross sales price	(f) Depreciation allowed (or allowable)	(g) Cost or other basis plus expense of sale	(h) Gain or (loss) (e) plus (f) minus (g)
921		1,364	-443
474		700	-226
1,713		903	810
1,524		1,219	305
13,209		15,676	-2,467
871		436	435
2,379		3,028	-649
695		789	-94
442		150	292
1,170		828	342

Form 990PF Part IV - Capital Gains and Losses for Tax on Investment Income - Columns i - l

Complete only for assets showing gain in column (h) and owned by the foundation on 12/31/69			(l) Gains (Col (h) gain minus col (k), but not less than -0-) or Losses (from col (h))
(i) F M V as of 12/31/69	(j) Adjusted basis as of 12/31/69	(k) Excess of col (i) over col (j), if any	
			-443
			-226
			810
			305
			-2,467
			435
			-649
			-94
			292
			342

Form 990PF Part IV - Capital Gains and Losses for Tax on Investment Income - Columns a - d

List and describe the kind(s) of property sold (e g , real estate, (a) 2-story brick warehouse, or common stock, 200 shs MLC Co)	(b) How acquired P—Purchase D—Donation	(c) Date acquired (mo , day, yr)	(d) Date sold (mo , day, yr)
12 LAKELAND FINANCIAL CORP		2010-04-16	2015-10-08
15 HELEN OF TROY LTD		2015-08-10	2015-10-12
1 SECURITY LITIGATION		1911-11-11	2015-10-13
16 AMERICAN STATES WATER CO		2014-10-10	2015-10-14
1 SECURITY LITIGATION		1911-11-11	2015-10-14
23 ANI PHARMACEUTICALS INC			2015-10-15
38 ARCBEST CORP		2014-09-25	2015-10-15
33 EURONET SERVICES INC COM		2014-08-12	2015-10-15
34 AMSURG CORP			2015-10-16
56 GRAPHIC PACKAGING HLDG CO		2015-05-11	2015-10-16

Form 990PF Part IV - Capital Gains and Losses for Tax on Investment Income - Columns e - h

(e) Gross sales price	(f) Depreciation allowed (or allowable)	(g) Cost or other basis plus expense of sale	(h) Gain or (loss) (e) plus (f) minus (g)
532		247	285
1,529		1,367	162
10			10
664		514	150
63			63
922		1,651	-729
1,033		1,431	-398
2,449		1,709	740
2,673		1,572	1,101
767		832	-65

Form 990PF Part IV - Capital Gains and Losses for Tax on Investment Income - Columns i - l

Complete only for assets showing gain in column (h) and owned by the foundation on 12/31/69			(l) Gains (Col (h) gain minus col (k), but not less than -0-) or Losses (from col (h))
(i) F M V as of 12/31/69	(j) Adjusted basis as of 12/31/69	(k) Excess of col (i) over col (j), if any	
			285
			162
			10
			150
			63
			-729
			-398
			740
			1,101
			-65

Form 990PF Part IV - Capital Gains and Losses for Tax on Investment Income - Columns a - d

List and describe the kind(s) of property sold (e g , real estate, (a) 2-story brick warehouse, or common stock, 200 shs MLC Co)	(b) How acquired P—Purchase D—Donation	(c) Date acquired (mo , day, yr)	(d) Date sold (mo , day, yr)
711 CALATLANTIC GROUP INC		2015-03-27	2015-10-19
34 ARCBEST CORP			2015-10-20
31 ANI PHARMACEUTICALS INC			2015-10-21
36 INTEGRATED DEVICE TECHNOLOGY		2014-10-01	2015-10-21
82 AKORN INC			2015-10-22
28 MAXIMUS INC		2014-06-10	2015-10-22
19 WELLCARE HEALTH PLANS INC		2015-01-20	2015-10-22
34 ANI PHARMACEUTICALS INC			2015-10-23
78 AKORN INC			2015-10-23
27 STERIS CORP		2014-10-14	2015-10-23

Form 990PF Part IV - Capital Gains and Losses for Tax on Investment Income - Columns e - h

(e) Gross sales price	(f) Depreciation allowed (or allowable)	(g) Cost or other basis plus expense of sale	(h) Gain or (loss) (e) plus (f) minus (g)
29		33	-4
954		1,277	-323
1,209		2,177	-968
851		562	289
2,043		3,042	-999
1,828		1,226	602
1,632		1,440	192
1,396		2,116	-720
1,978		2,835	-857
1,846		1,500	346

Form 990PF Part IV - Capital Gains and Losses for Tax on Investment Income - Columns i - l

Complete only for assets showing gain in column (h) and owned by the foundation on 12/31/69			(l) Gains (Col (h) gain minus col (k), but not less than -0-) or Losses (from col (h))
(i) F M V as of 12/31/69	(j) Adjusted basis as of 12/31/69	(k) Excess of col (i) over col (j), if any	
			-4
			-323
			-968
			289
			-999
			602
			192
			-720
			-857
			346

Form 990PF Part IV - Capital Gains and Losses for Tax on Investment Income - Columns a - d

List and describe the kind(s) of property sold (e g , real estate, (a) 2-story brick warehouse, or common stock, 200 shs MLC Co)	(b) How acquired P—Purchase D—Donation	(c) Date acquired (mo , day, yr)	(d) Date sold (mo , day, yr)
70 ARCBEST CORP		2014-09-22	2015-10-26
33 EMERGENT BIOSOLUTIONS INC		2015-07-17	2015-10-26
30 MAXIMUS INC			2015-10-26
41 WESTERN ALLIANCE BANCORPORATION			2015-10-27
35 AMERICAN STATES WATER CO		2014-10-10	2015-10-28
67 INTEGRATED DEVICE TECHNOLOGY		2014-10-01	2015-10-28
39 KORN FERRY INTL		2014-10-23	2015-10-28
35 AMAG PHARMACEUTICALS INC		2015-09-22	2015-10-29
29 AMERICAN STATES WATER CO			2015-10-30
87 IRIDIUM COMMUNICATION INC		2015-04-21	2015-10-30

Form 990PF Part IV - Capital Gains and Losses for Tax on Investment Income - Columns e - h

(e) Gross sales price	(f) Depreciation allowed (or allowable)	(g) Cost or other basis plus expense of sale	(h) Gain or (loss) (e) plus (f) minus (g)
1,957		2,608	-651
1,010		1,122	-112
1,959		1,310	649
1,461		769	692
1,443		1,124	319
1,703		1,046	657
1,390		1,054	336
1,431		1,586	-155
1,185		878	307
711		961	-250

Form 990PF Part IV - Capital Gains and Losses for Tax on Investment Income - Columns i - l

Complete only for assets showing gain in column (h) and owned by the foundation on 12/31/69			(l) Gains (Col (h) gain minus col (k), but not less than -0-) or Losses (from col (h))
(i) F M V as of 12/31/69	(j) Adjusted basis as of 12/31/69	(k) Excess of col (i) over col (j), if any	
			-651
			-112
			649
			692
			319
			657
			336
			-155
			307
			-250

Form 990PF Part IV - Capital Gains and Losses for Tax on Investment Income - Columns a - d

List and describe the kind(s) of property sold (e g , real estate, (a) 2-story brick warehouse, or common stock, 200 shs MLC Co)	(b) How acquired P—Purchase D—Donation	Date acquired (c) (mo , day, yr)	(d) Date sold (mo , day, yr)
27 STERIS CORP		2014-08-21	2015-11-02
71 STERIS CORP		2014-08-15	2015-11-02
39 STERIS CORP		2014-10-14	2015-11-02
29 AMERICAN STATES WATER CO		2013-12-24	2015-11-04
34 SINCLAIR BROADCAST GROUP INC A		2013-06-20	2015-11-04
26 ENERSYS		2009-05-04	2015-11-05
102 LANNETT CO INC			2015-11-06
47 AIR METHODS CORP		2015-04-28	2015-11-09
81 CNO FINANCIAL GROUP INC		2014-01-08	2015-11-09
22 STAMPS COM INC			2015-11-09

Form 990PF Part IV - Capital Gains and Losses for Tax on Investment Income - Columns e - h

(e) Gross sales price	(f) Depreciation allowed (or allowable)	(g) Cost or other basis plus expense of sale	(h) Gain or (loss) (e) plus (f) minus (g)
2,008		1,492	516
5,280		3,826	1,454
2,900		2,166	734
1,186		858	328
1,110		977	133
1,652		487	1,165
3,830		5,862	-2,032
1,932		2,259	-327
1,596		1,478	118
2,166		1,638	528

Form 990PF Part IV - Capital Gains and Losses for Tax on Investment Income - Columns i - l

Complete only for assets showing gain in column (h) and owned by the foundation on 12/31/69			(l) Gains (Col (h) gain minus col (k), but not less than -0-) or Losses (from col (h))
(i) F M V as of 12/31/69	(j) Adjusted basis as of 12/31/69	(k) Excess of col (i) over col (j), if any	
			516
			1,454
			734
			328
			133
			1,165
			-2,032
			-327
			118
			528

Form 990PF Part IV - Capital Gains and Losses for Tax on Investment Income - Columns a - d

List and describe the kind(s) of property sold (e g , real estate, (a) 2-story brick warehouse, or common stock, 200 shs MLC Co)	(b) How acquired P—Purchase D—Donation	(c) Date acquired (mo , day, yr)	(d) Date sold (mo , day, yr)
17 U S CONCRETE INC		2015-04-29	2015-11-09
73 WILSHIRE BANCORP INC		2013-11-26	2015-11-09
65 LANNETT CO INC			2015-11-11
10 LITTELFUSE INC		2012-12-28	2015-11-11
11 STAMPS COM INC		2015-05-06	2015-11-11
109 INSYS THERAPEUTICS INC			2015-11-12
39 MAXIMUS INC			2015-11-13
65 INSYS THERAPEUTICS INC			2015-11-18
10 LAKELAND FINANCIAL CORP		2010-04-16	2015-11-18
22 WESBANCO INC		2013-07-18	2015-11-18

Form 990PF Part IV - Capital Gains and Losses for Tax on Investment Income - Columns e - h

(e) Gross sales price	(f) Depreciation allowed (or allowable)	(g) Cost or other basis plus expense of sale	(h) Gain or (loss) (e) plus (f) minus (g)
995		629	366
838		748	90
2,319		3,532	-1,213
1,128		603	525
1,083		673	410
2,900		4,577	-1,677
2,069		1,487	582
1,912		2,417	-505
473		206	267
737		651	86

Form 990PF Part IV - Capital Gains and Losses for Tax on Investment Income - Columns i - l

Complete only for assets showing gain in column (h) and owned by the foundation on 12/31/69			(l) Gains (Col (h) gain minus col (k), but not less than -0-) or Losses (from col (h))
(i) F M V as of 12/31/69	(j) Adjusted basis as of 12/31/69	(k) Excess of col (i) over col (j), if any	
			366
			90
			-1,213
			525
			410
			-1,677
			582
			-505
			267
			86

Form 990PF Part IV - Capital Gains and Losses for Tax on Investment Income - Columns a - d

List and describe the kind(s) of property sold (e g , real estate, (a) 2-story brick warehouse, or common stock, 200 shs MLC Co)	(b) How acquired P—Purchase D—Donation	(c) Date acquired (mo , day, yr)	(d) Date sold (mo , day, yr)
40 WESTERN ALLIANCE BANCORPORATION		2013-09-17	2015-11-18
195 AIRGAS INC		2014-10-07	2015-11-19
14 CHEMICAL FINANCIAL CORP		2013-11-15	2015-11-19
25 AMSURG CORP		2014-11-14	2015-11-23
65 INSYS THERAPEUTICS INC			2015-11-23
96 MENTOR GRAPHICS CORP			2015-11-23
45 MENTOR GRAPHICS CORP		2015-05-08	2015-11-23
56 SINCLAIR BROADCAST GROUP INC A			2015-11-23
45 WILSHIRE BANCORP INC		2013-11-26	2015-11-25
114 MENTOR GRAPHICS CORP			2015-11-27

Form 990PF Part IV - Capital Gains and Losses for Tax on Investment Income - Columns e - h

(e) Gross sales price	(f) Depreciation allowed (or allowable)	(g) Cost or other basis plus expense of sale	(h) Gain or (loss) (e) plus (f) minus (g)
1,517		719	798
27,051		21,312	5,739
502		417	85
2,110		1,253	857
1,994		2,307	-313
1,728		2,231	-503
810		1,087	-277
1,948		1,523	425
544		461	83
2,207		2,540	-333

Form 990PF Part IV - Capital Gains and Losses for Tax on Investment Income - Columns i - l

Complete only for assets showing gain in column (h) and owned by the foundation on 12/31/69			(l) Gains (Col (h) gain minus col (k), but not less than -0-) or Losses (from col (h))
(i) F M V as of 12/31/69	(j) Adjusted basis as of 12/31/69	(k) Excess of col (i) over col (j), if any	
			798
			5,739
			85
			857
			-313
			-503
			-277
			425
			83
			-333

Form 990PF Part IV - Capital Gains and Losses for Tax on Investment Income - Columns a - d

List and describe the kind(s) of property sold (e g , real estate, (a) 2-story brick warehouse, or common stock, 200 shs MLC Co)	(b) How acquired P—Purchase D—Donation	Date acquired (c) (mo , day, yr)	(d) Date sold (mo , day, yr)
23 BIG LOTS INC COM		2015-01-23	2015-12-01
44 OASIS PETROLEUM INC		2015-04-16	2015-12-01
27 KORN FERRY INTL			2015-12-03
108 MENTOR GRAPHICS CORP		2013-08-28	2015-12-03
91 CNO FINANCIAL GROUP INC			2015-12-04
33 WILSHIRE BANCORP INC		2013-11-26	2015-12-04
27 AMSURG CORP			2015-12-07
108 MENTOR GRAPHICS CORP			2015-12-08
6 CARRIZO OIL & GAS INC		2015-06-11	2015-12-09
60 FNB CORP		2015-08-20	2015-12-09

Form 990PF Part IV - Capital Gains and Losses for Tax on Investment Income - Columns e - h

(e) Gross sales price	(f) Depreciation allowed (or allowable)	(g) Cost or other basis plus expense of sale	(h) Gain or (loss) (e) plus (f) minus (g)
1,025		1,081	-56
508		812	-304
1,022		697	325
1,863		2,392	-529
1,832		1,134	698
383		338	45
2,148		1,256	892
1,902		2,390	-488
203		315	-112
802		787	15

Form 990PF Part IV - Capital Gains and Losses for Tax on Investment Income - Columns i - l

Complete only for assets showing gain in column (h) and owned by the foundation on 12/31/69			(l) Gains (Col (h) gain minus col (k), but not less than -0-) or Losses (from col (h))
(i) F M V as of 12/31/69	(j) Adjusted basis as of 12/31/69	(k) Excess of col (i) over col (j), if any	
			-56
			-304
			325
			-529
			698
			45
			892
			-488
			-112
			15

Form 990PF Part IV - Capital Gains and Losses for Tax on Investment Income - Columns a - d

List and describe the kind(s) of property sold (e g , real estate, (a) 2-story brick warehouse, or common stock, 200 shs MLC Co)	(b) How acquired P—Purchase D—Donation	(c) Date acquired (mo , day, yr)	(d) Date sold (mo , day, yr)
162 WILSHIRE BANCORP INC		2013-11-26	2015-12-09
28 WINTRUST FINANCIAL CORP		2013-11-13	2015-12-09
48 CALATLANTIC GROUP INC		2015-03-27	2015-12-11
59 MERITAGE HOMES		2015-06-29	2015-12-11
28 WESBANCO INC			2015-12-11
14 99987 CARRIZO OIL & GAS INC		2015-06-11	2015-12-15
8 00013 CARRIZO OIL & GAS INC		2015-06-11	2015-12-15
8 LITHIA MOTORS INC CL A		2012-07-25	2015-12-15
26 MERITAGE HOMES			2015-12-15
74 OASIS PETROLEUM INC			2015-12-15

Form 990PF Part IV - Capital Gains and Losses for Tax on Investment Income - Columns e - h

(e) Gross sales price	(f) Depreciation allowed (or allowable)	(g) Cost or other basis plus expense of sale	(h) Gain or (loss) (e) plus (f) minus (g)
1,943		1,660	283
1,385		1,220	165
1,844		2,239	-395
1,986		2,849	-863
848		782	66
495		788	-293
264		420	-156
912		215	697
879		1,237	-358
637		1,300	-663

Form 990PF Part IV - Capital Gains and Losses for Tax on Investment Income - Columns i - l

Complete only for assets showing gain in column (h) and owned by the foundation on 12/31/69			(l) Gains (Col (h) gain minus col (k), but not less than -0-) or Losses (from col (h))
(i) F M V as of 12/31/69	(j) Adjusted basis as of 12/31/69	(k) Excess of col (i) over col (j), if any	
			283
			165
			-395
			-863
			66
			-293
			-156
			697
			-358
			-663

Form 990PF Part IV - Capital Gains and Losses for Tax on Investment Income - Columns a - d

List and describe the kind(s) of property sold (e g , real estate, (a) 2-story brick warehouse, or common stock, 200 shs MLC Co)	(b) How acquired P—Purchase D—Donation	(c) Date acquired (mo , day, yr)	(d) Date sold (mo , day, yr)
43 TRUEBLUE INC		2014-09-22	2015-12-15
123 OASIS PETROLEUM INC			2015-12-17
30 AMSURG CORP		2014-06-02	2015-12-21
49 BOISE CASCADE CO			2015-12-21
181 OASIS PETROLEUM INC			2015-12-21
22 SCANSOURCE INC COM		2015-10-21	2015-12-21
19 LITHIA MOTORS INC CL A		2012-07-25	2015-12-22
33 MERITAGE HOMES		2015-06-24	2015-12-22
174 OASIS PETROLEUM INC			2015-12-23
CAPITAL GAIN DIVIDENDS	P		

Form 990PF Part IV - Capital Gains and Losses for Tax on Investment Income - Columns e - h

(e) Gross sales price	(f) Depreciation allowed (or allowable)	(g) Cost or other basis plus expense of sale	(h) Gain or (loss) (e) plus (f) minus (g)
1,115		1,148	-33
975		2,095	-1,120
2,291		1,382	909
1,291		1,895	-604
1,215		2,871	-1,656
722		854	-132
2,019		509	1,510
1,117		1,568	-451
1,286		1,904	-618
			21,140

Form 990PF Part IV - Capital Gains and Losses for Tax on Investment Income - Columns i - l

Complete only for assets showing gain in column (h) and owned by the foundation on 12/31/69			(l) Gains (Col (h) gain minus col (k), but not less than -0-) or Losses (from col (h))
(i) F M V as of 12/31/69	(j) Adjusted basis as of 12/31/69	(k) Excess of col (i) over col (j), if any	
			-33
			-1,120
			909
			-604
			-1,656
			-132
			1,510
			-451
			-618

Form 990PF Part XV Line 3 - Grants and Contributions Paid During the Year or Approved for Future Payment

Recipient	If recipient is an individual, show any relationship to any foundation manager or substantial contributor	Foundation status of recipient	Purpose of grant or contribution	Amount
Name and address (home or business)				
a <i>Paid during the year</i>				
THE NATURE CONSERVANCY 4245 FAIRFAX DR SUITE 100 ARLINGTON,VA 222031637	NONE	PC	GENERAL SUPPORT	69,331
MINNEAPOLIS INSTITUTE OF ARTS 2400 3RD AVE S MINNEAPOLIS,MN 55404	NONE	PC	GENERAL SUPPORT	34,666
MINNESOTA ORCHESTRAL ASSOCIATION 1111 NICOLLET AVE MINNEAPOLIS,MN 55403	NONE	PC	GENERAL SUPPORT	34,666
SCIENCE MUSEUM OF MINN 120 KELLOGG BLVD W ST PAUL,MN 55101	NONE	PC	UNRESTRICTED	69,331
TWIN CITIES PUBLIC TELEVISION 172 EAST FOURTH STREET St Paul,MN 55101	NONE	PC	GENERAL SUPPORT	101,756
HARTLEY NATURE CENTER 3001 WOODLAND NORTH DULUTH,MN 55803	NONE	PC	GENERAL SUPPORT	18,000
THOMAS IRVINE DODGE NATURE CENTER 365 MARIE AVE WEST WEST ST PAUL,MN 55118	NONE	PC	GENERAL SUPPORT	31,400
COMO ZOO & CONSERVATORY SOCIETY 1225 ESTABROOK DRIVE ST PAUL,MN 55103	NONE	PC	GENERAL SUPPORT	7,500
AUDUBON CENTER OF THE NORTH WOODS P O BOX 530 SANDSTONE,MN 55072	NONE	PC	GENERAL SUPPORT	4,500
BOYS & GIRLS CLUB OF THE GREATER TWIN CITIES 690 JACKSON STREET ST PAUL,MN 55130	NONE	PC	GENERAL SUPPORT	6,000
NATIONAL EAGLE CENTER 50 PEMBROKE AVENUE WEST ST PAUL,MN 55981	NONE	PC	GENERAL SUPPORT	35,000
WIDLIFE REHABILITATION CENTER OF MINNESOTA 2530 DALE STREET NORTH ROSEVILLE,MN 55113	NONE	PC	GENERAL SUPPORT	30,000
WOLF RIDGE ENVIRONMENTAL LEARNING CENTER 6282 CRANBERRY ROAD FINLAND,MN 55603	NONE	PC	GENERAL SUPPORT	68,500
BELWIN CONSERVANCY 1553 STAGECOACH TR S AFTON,MN 550011606	NONE	PC	GENERAL SUPPORT	25,000
LAKE SUPERIOR ZOOLOGICAL SOCIETY 7210 FREMONT STREET DULUTH,MN 55807	NONE	PC	GENERAL SUPPORT	7,500
Total ▶ 3a				672,067

Form 990PF Part XV Line 3 - Grants and Contributions Paid During the Year or Approved for Future Payment

Recipient	If recipient is an individual, show any relationship to any foundation manager or substantial contributor	Foundation status of recipient	Purpose of grant or contribution	Amount
Name and address (home or business)				
a <i>Paid during the year</i>				
ST LOUIS RIVER QUEST 1200 PORT TERMINAL DRIVE DULUTH,MN 55082	NONE	PC	GENERAL SUPPORT	1,500
COURAGE CENTER ATTN DIRECTOR OF GIFT PLANNING MINNEAPOLIS,MN 554224249	NONE	PC	GENERAL SUPPORT	48,086
MINNESOTA ZOO FOUNDATION MS MISSY REMICK APPLE VALLEY,MN 55124	NONE	PC	GENERAL SUPPORT	79,331
Total ▶ 3a				672,067

TY 2015 Accounting Fees Schedule**Name:** DONALD WEESNER CHARITABLE TR UA 35417410**EIN:** 41-6463406

Category	Amount	Net Investment Income	Adjusted Net Income	Disbursements for Charitable Purposes
ACCOUNTING FEES	1,500			1,500

TY 2015 Investments Corporate Bonds Schedule**Name:** DONALD WEESNER CHARITABLE TR UA 35417410**EIN:** 41-6463406

Name of Bond	End of Year Book Value	End of Year Fair Market Value
OPPENHEIMER SR FLOAT RATE Y		
GENERAL ELEC CAP		
NUVEEN HIGH INCOME BD	289,957	250,237
DUPONT EI NEMOUR		
ONTARIO PROVINCE	218,138	206,866
BARCLAYS BANK PLC	200,000	106,558
CREDIT SUISSE COMM RET ST CO		
INV BALANCE RISK COMM STR Y		
PRUDENTIAL SHORT DUR HI YLD IN	150,000	142,804
NUVEEN GLOBAL INFRASTR FD CL I	225,000	202,147
FEDERATED INST HI YLD BD FD	150,000	138,286
ISHARES CORE MSCI EMERGING MKT	756,293	630,240

TY 2015 Investments Corporate Stock Schedule

Name: DONALD WEESNER CHARITABLE TR UA 35417410
EIN: 41-6463406

Name of Stock	End of Year Book Value	End of Year Fair Market Value
CISCO SYS INC	120,293	162,930
CLOROX CO		
EMERSON ELEC CO	65,371	143,490
EXXON MOBIL CORP	112,511	311,800
GENERAL ELEC CO	299,365	311,500
GENERAL MILLS INC	85,955	301,850
HONEYWELL INTL INC	83,861	207,140
INTEL CORP	98,250	172,250
JOHNSON & JOHNSON	96,737	256,800
MEDTRONIC INC	230,850	230,760
MICROSOFT CORP	141,500	221,920
NORFOLK SOUTHN CORP	67,000	169,180
PFIZER INC	329,040	322,800
PROCTER & GAMBLE CO	137,412	238,230
TARGET CORP	89,906	290,440
WELLS FARGO & CO	131,241	380,520
3M CO	59,913	225,960
BEMIS INC	85,751	134,070
STATE STR CORP	136,319	199,080
P G & E CORP	122,136	159,570
CHURCH AND DWIGHT INC	8,760	25,888
CRANE CO		
F M C CORP		
I SHARES M S C I E A F E INDEX		
I SHARES MSCI EMERGING MKTS		
HUNT J B TRANS SVC INC	14,851	19,807
IDEXX LABS INC	12,592	28,585
CORE LABS N V	6,545	11,418
OREILLY AUTOMOTIVE INC		
SIGNATURE BK	6,858	29,140

Name of Stock	End of Year Book Value	End of Year Fair Market Value
VCA ANTECH INC	6,381	11,275
J2 GLOBAL COMMUNICATIONS INC	4,163	13,830
WABASH NATL CORP	6,893	7,429
RAYMOND JAMES FINL INC	18,113	23,594
GRAINGER W W INC		
BBCN BANCORP INC		
EQUIFAX INC	17,070	33,188
AMTRUST FINL SERV		
BRANDYWINE REALTY TRUST	7,379	9,453
DUPONT FABROS TECH	9,429	10,491
ENERSYS	1,618	6,879
INTEGRATED SILICON SOL INC		
MASTEC INC		
SKYWORKS SOLUTIONS INC	7,745	8,996
ENERGY SELECT SECTOR SPDR FD	50,569	54,288
KAPSTONE PAPER & PACKAGING COR		
CARDTRONICS INC	7,218	11,744
LITTLEFUSE INC	5,501	10,487
TRIUMPH GROUP INC		
STONE ENERGY CORP		
BUFFALO WILD WINGS INC		
CINEMARK HLDGS INC	8,099	11,767
GRAPHIC PACKAGING HLDG CO	5,378	9,071
TEXAS ROADHOUSE INC	16,961	25,254
HILLTOP HOLDINGS INC	8,439	10,129
MADDEN STEVEN LTD	9,052	8,522
ASHFORD HOSPITALITY TR INC	7,711	6,468
MEDASSETS INC		
CINTAS INC	15,958	33,051
NEXTERA ENERGY INC	43,498	207,780

Name of Stock	End of Year Book Value	End of Year Fair Market Value
ANSYS INC	12,581	22,200
ENTEGRIS INC	4,572	7,962
FINISAR CORP		
JARDEN CORP	12,663	30,045
MAXIMUS INC	3,215	12,263
ALLIANCE DATA SYSTEMS CORP	14,086	22,126
AMERICAN AXLE & MFG HLDGS INC	5,821	9,962
AMERICAN EQUITY INVT LIFE	10,608	15,499
ASHFORD HOSPITALITY PRIME IN		
CAMDEN PPTY TR	21,792	26,943
BOISE CASCADE CO	11,138	9,216
CENTENE CORP		
CARTERS INC	21,126	25,374
COMMUNITY BK SYS INC		
CYBERONICS INC		
CNO FINANCIAL GROUP INC	6,799	11,206
COOPER COS INC	17,136	22,009
ELECTRONICS FOR IMAGING INC	6,511	13,040
FIRSTMERIT CORP	13,136	14,155
GRAND CANYON EDUCATION INC		
HEXCEL CORP NEW		
IGATE CAPITAL CORP		
HURON CONSULTING GROUP INC	53	59
KORN FERRY INTL	9,298	11,978
LAKELAND FINANCIAL CORP	2,625	6,014
MENTOR GRAPHICS CORP		
MATRIX SERVICE CO		
ROSETTA RESOURCES INC		
RPX CORP		
TAL INTL GROUP INC		

Name of Stock	End of Year Book Value	End of Year Fair Market Value
TENNECO AUTOMOTIVE INC	5,704	7,575
THOR INDUSTRIES	8,586	12,746
WESBANCO INC	3,340	4,923
WESTERN ALLIANCE BANCORP	8,416	16,747
AZZ INCORP	6,138	10,392
ORBITAL SCIENCES CORP		
PRIMORIS SERVICES CORP	8,278	10,861
SWIFT TRANSPORTATION CO	7,619	8,016
OCEANEERING INTERNATIONAL INC		
CHESAPEAKE LODGING TRUST		
LITHIA MOTORS INC CL A	3,036	7,574
SINCLAIR BROADCAST GROUP INC A	6,339	11,324
HAIN CELESTIAL GROUP INC	11,452	19,953
MYRIAD GENETICS INC		
SCHEIN HENRY INC	14,905	29,582
CHEMICAL FINANCIAL CORP	4,029	6,169
PENNYMAC MTG INV TR	8,086	5,387
AMERICAN STATES WATER CO		
CIRRUS LOGIC INC	10,524	9,686
F E I CO		
JACK HENRY & ASSOCIATES INC	13,091	27,477
MICROSEMI CORP	9,034	13,101
WILLIAMS SONSMA INC	19,931	19,801
WILSHIRE BANCORP INC	6,328	7,161
WINTRUST FINL CORP	11,680	13,246
WOLVERINE WORLD WIDE INC		
ACADIA HEALTHCARE CO INC	12,678	13,804
AIRGAS INC		
AKRON INC COM		
AMAG PHARMACEUTICALS INC	9,499	6,702

Name of Stock	End of Year Book Value	End of Year Fair Market Value
AMN HEALTHCARE SERVICES	6,142	10,930
AMSURG CORP		
ARCBEST CORP		
ARRIS GROUP INC	12,156	11,280
BRUNSWICK CORP	12,925	15,507
COHERENT INC	9,816	10,418
DEPOMED INC	11,348	11,893
EMERGENT BIOSOLUTIONS	6,561	11,043
ENANTA PHARMACEUTICALS INC		
EURONET WORLDWIDE INC	8,429	12,168
F5 NETWORKS INC	20,550	19,198
GRACO INC	21,499	19,675
GREENBRIER COS INC		
HORACE MANN EDUCATORS CORP	5,292	5,508
ICONIX BRAND GROUP		
IDACORP INC	7,457	7,684
INTEGRATED DEVICE TECHNOLOGY	8,059	12,279
LA Z BOY INC	10,385	9,744
LENNOX INTERNATIONAL INC	21,375	30,101
LINEAR TECHNOLOGY CORP	21,018	20,471
MASTEC INC		
METTLER TOLEDO INTL INC	21,601	27,130
MIDDLEBY CORP	21,584	26,212
PAREXEL INTL CORP	21,191	25,886
PLANTRONICS INC	9,166	8,678
PORTLAND GENERAL ELECTRIC CO		
R F MICRO DEVICES INC		
RADIAN GROUP INC	15,029	12,520
RYMAN HOSPITALITY PROPERTIES	9,257	9,863
SCANSOURCE INC	6,526	5,187

Name of Stock	End of Year Book Value	End of Year Fair Market Value
SCRIPPS NETWORKS INTERACTIVE	20,859	15,017
SNAP ON INC	21,635	29,657
STAMPS COM INC	4,720	10,742
STERIS CORP	10,187	10,322
SYNOPSYS INC	20,375	24,766
TEXAS ROADHOUSE INC	5,011	12,341
TRIMAS CORP		
TRUEBLUE INC	4,274	4,405
UBIQUITI NETWORKS INC		
ZUMIEZ INC		
HELEN OF TROY CORP LTD	7,405	11,499
NUVEEN INTL GROWTH I		
KITE REALTY GROUP TRUST	9,817	9,879
SUMMIT HOTEL PORPERTIES INC	7,591	9,130
POLARIS INDS INC	21,861	12,463
SYNAPTICS INC	6,527	8,596
IRIDIUM COMMUNICATION INC	10,967	8,696
GREAT WESTERN BANCORP INC	10,568	10,070
MERITAGE HOMES CORPORATION	3,744	2,753
SUPERNUS PHARMACEUTICALS INC	11,391	8,454
GLOBUS MED INCA	12,713	13,604
BLOOMIN BRANDS INC	12,076	9,965
TEAM HEALTH HOLDINGS INC	12,595	10,358
IPG PHOTONICS CORP	25,109	22,647
BIG LOTS INC	9,384	8,170
ORBITAL ATK INC	7,372	17,243
OMNICELL INC	5,939	6,309
OAKMARK GLOBAL FUND CL I	700,000	685,585
SUPER MICRO COMPUTER INC	13,922	10,539
FOOT LOCKER INC	23,865	21,350

Name of Stock	End of Year Book Value	End of Year Fair Market Value
ACUITY BRANDS INC	25,161	32,031
EPR PROPERTIES	10,622	10,229
FABRINET	5,816	6,574
US CONCRETE INC	5,425	7,952
CALATLANTIC GROUP INC	11,213	9,708
MOLINA HEALTHCARE INC	8,616	7,937
TESSERA TECHNOLOGIES INC	12,437	9,543
EAGLE BANCORP INC	6,137	6,864
WELLCARE HEALTH PLANS INC	7,199	7,352
ALLETE INC	6,589	6,659
HUNTSMAN CORP	9,654	8,402
WEB COM GROUP INC	10,064	8,524
GRAND CANYON EDUCATION INC	13,380	11,514
INTL FLAVORS FRAGRANCES	24,741	24,287
MILLER HERMAN INC	10,606	10,619
NEW JERSEY RESOURCES CORP	5,677	6,229
GRANITE CONSTRUCTION INC	7,009	8,925
COGNEX CORP	23,350	21,782
ROBERT HALF INTL INC	25,087	21,119
B E AEROSPACE INC	23,899	16,440
FNB CORP	12,707	13,340
CARRIZO OIL & GAS INC	7,817	4,585
STEELCASE INC CL A	7,977	6,601
AIR METHODS CORP	8,181	7,422
DELEK US HOLDINGS INC	3,830	3,838
FACTSET RESEARCH SYSTEMS INC	22,923	23,248
DORMAN PRODUCTS INC	24,850	23,260
DREW INDUSTRIES INC	5,934	6,089
FORUM ENERGY TECHNOLOGIES IN	8,078	5,009
CAUSEWAY EMERGING MARKETS INST	450,000	367,519

Name of Stock	End of Year Book Value	End of Year Fair Market Value
ISHARES CORE MSCI TOTAL INTL S	338,307	316,672
VANGUARD REIT ETF	550,154	506,286
AQR MANAGED FUTURES STR I	100,000	93,480

TY 2015 Investments - Other Schedule**Name:** DONALD WEESNER CHARITABLE TR UA 35417410**EIN:** 41-6463406

Category/ Item	Listed at Cost or FMV	Book Value	End of Year Fair Market Value
COAST DIVERSIFIED	AT COST	118,546	11,020
COMMON SENSE OFFSHORE LTD			
IDR CORE EQUITY RE STRATEGY	AT COST	455,097	698,165
MARATHON CREDIT OPP FD LTD	AT COST	500,000	511,997
IDR FIXED INCOME RE STRATEGY B	AT COST	180,555	187,269
PRINCIPAL GL R E SEC INS	AT COST	350,000	322,549

TY 2015 Legal Fees Schedule**Name:** DONALD WEESNER CHARITABLE TR UA 35417410**EIN:** 41-6463406

Category	Amount	Net Investment Income	Adjusted Net Income	Disbursements for Charitable Purposes
LEGAL FEES	15,799			15,799

TY 2015 Other Assets Schedule**Name:** DONALD WEESNER CHARITABLE TR UA 35417410**EIN:** 41-6463406

Description	Beginning of Year - Book Value	End of Year - Book Value	End of Year - Fair Market Value
ACCRUED INTEREST	4,110	308	0
PENDING SALES		0	0

TY 2015 Other Decreases Schedule**Name:** DONALD WEESNER CHARITABLE TR UA 35417410**EIN:** 41-6463406

Description	Amount
WASH SALE ADJUSTMENT	961
LOSS ON PY SALES SETTLED IN CY	14,008

TY 2015 Other Expenses Schedule**Name:** DONALD WEESNER CHARITABLE TR UA 35417410**EIN:** 41-6463406

Description	Revenue and Expenses per Books	Net Investment Income	Adjusted Net Income	Disbursements for Charitable Purposes
COURT FILING FEES	57	0		57
MN STATE CHARITABLE FILING FEE	25	0		25
ADVISOR COMMITTEE FEES	10,779	0		10,779
IDR CORE EQUITY RE STRATEGY EX		1,331		0
IDR FIXED INCOME RE STRATEGY E		3,027		0

TY 2015 Other Income Schedule**Name:** DONALD WEESNER CHARITABLE TR UA 35417410**EIN:** 41-6463406

Description	Revenue And Expenses Per Books	Net Investment Income	Adjusted Net Income
IDR CORE EQUITY RE STRATEGY INCOME		67,640	
IDR FIXED INCOME RE STRATEGY		11,741	

TY 2015 Other Increases Schedule**Name:** DONALD WEESNER CHARITABLE TR UA 35417410**EIN:** 41-6463406

Description	Amount
ROUNDING ADJUSTMENT	33

TY 2015 Other Liabilities Schedule**Name:** DONALD WEESNER CHARITABLE TR UA 35417410**EIN:** 41-6463406

Description	Beginning of Year - Book Value	End of Year - Book Value
RETURN OF CAPITAL ADJUSTMENT	2,768	
DEFERRED INCOME	59	

TY 2015 Taxes Schedule**Name:** DONALD WEESNER CHARITABLE TR UA 35417410**EIN:** 41-6463406

Category	Amount	Net Investment Income	Adjusted Net Income	Disbursements for Charitable Purposes
FOREIGN TAXES WITHHELD	5,123	5,123		0
ESTIMATED EXCISE PAYMENT	7,988	0		0