See a Social Security Number? Say Something!
Report Privacy Problems to https://public.resource.org/privacy
Or call the IRS Identity Theft Hotline at 1-800-908-4490

Form **990-PF**

Department of the Treasury
Internal Revenue Service

Return of Private Foundation

or Section 4947(a)(1) Trust Treated as Private Foundation

▶ Do not enter social security numbers on this form as it may be made public

▶ Information about Form 990-PF and its separate instructions is at *www.irs.gov/form990pf*

OMB No 1545-0052

2015

Open to Public Inspection

For calendar year 2015 or tax year beginning , and ending

Name of foundation
EDELSTEIN FAMILY FOUNDATION
DUBUQUE BANK & TRUST COMPANY, CO-TRUSTEE

A Employer identification number
41-6013675

Number and street (or P O box number if mail is not delivered to street address): C/O MN BANK & TRUST, 7701 FRANCE AVE S.
Room/suite: 110

B Telephone number
612-303-3208

City or town, state or province, country, and ZIP or foreign postal code
EDINA, MN 55435-5288

C If exemption application is pending, check here ▶ ☐

G Check all that apply: ☐ Initial return ☐ Initial return of a former public charity ☐ Final return ☐ Amended return ☐ Address change ☐ Name change

D 1. Foreign organizations, check here ▶ ☐
2. Foreign organizations meeting the 85% test, check here and attach computation ▶ ☐

H Check type of organization: [X] Section 501(c)(3) exempt private foundation ☐ Section 4947(a)(1) nonexempt charitable trust ☐ Other taxable private foundation

E If private foundation status was terminated under section 507(b)(1)(A), check here ▶ ☐

I Fair market value of all assets at end of year *(from Part II, col. (c), line 16)* ▶$ 37,457,735.

J Accounting method: [X] Cash ☐ Accrual ☐ Other (specify) *(Part I, column (d) must be on cash basis.)*

F If the foundation is in a 60-month termination under section 507(b)(1)(B), check here ▶ ☐

Part I **Analysis of Revenue and Expenses** (The total of amounts in columns (b), (c), and (d) may not necessarily equal the amounts in column (a))

		(a) Revenue and expenses per books	(b) Net investment income	(c) Adjusted net income	(d) Disbursements for charitable purposes (cash basis only)
Revenue	1 Contributions, gifts, grants, etc., received			N/A	
	2 Check ▶ [X] if the foundation is not required to attach Sch B				
	3 Interest on savings and temporary cash investments				
	4 Dividends and interest from securities	1,004,552.	994,640.		STATEMENT 1
	5a Gross rents				
	b Net rental income or (loss)				
	6a Net gain or (loss) from sale of assets not on line 10	2,098,634.			
	b Gross sales price for all assets on line 6a 18,439,342.				
	7 Capital gain net income (from Part IV, line 2)		2,098,634.		
	8 Net short-term capital gain				
	9 Income modifications				
	10a Gross sales less returns and allowances				
	b Less Cost of goods sold				
	c Gross profit or (loss)				
	11 Other income				
	12 **Total.** Add lines 1 through 11	3,103,186.	3,093,274.		
Operating and Administrative Expenses	13 Compensation of officers, directors, trustees, etc	199,465.	94,599.		104,866.
	14 Other employee salaries and wages				
	15 Pension plans, employee benefits				
	16a Legal fees				
	b Accounting fees				
	c Other professional fees STMT 2	59,643.	59,643.		0.
	17 Interest				
	18 Taxes STMT 3	69,504.	16,759.		0.
	19 Depreciation and depletion				
	20 Occupancy				
	21 Travel, conferences, and meetings				
	22 Printing and publications				
	23 Other expenses STMT 4	1,166.	0.		803.
	24 **Total operating and administrative expenses** Add lines 13 through 23	329,778.	171,001.		105,669.
	25 Contributions, gifts, grants paid	1,786,516.			1,786,516.
	26 **Total expenses and disbursements.** Add lines 24 and 25	2,116,294.	171,001.		1,892,185.
	27 Subtract line 26 from line 12:				
	a Excess of revenue over expenses and disbursements	986,892.			
	b **Net investment income** (if negative, enter -0-)		2,922,273.		
	c **Adjusted net income** (if negative, enter -0-)			N/A	

SCANNED MAY 26 2016

523501
11-24-15 LHA For Paperwork Reduction Act Notice, see instructions

Form **990-PF** (2015)

951,525

Part II Balance Sheets Attached schedules and amounts in the description column should be for end-of-year amounts only

		Beginning of year	End of year	
		(a) Book Value	(b) Book Value	(c) Fair Market Value
Assets	1 Cash - non-interest-bearing			
	2 Savings and temporary cash investments	1,922,135.	1,902,910.	1,902,910.
	3 Accounts receivable ▶			
	Less: allowance for doubtful accounts ▶			
	4 Pledges receivable ▶			
	Less: allowance for doubtful accounts ▶			
	5 Grants receivable			
	6 Receivables due from officers, directors, trustees, and other disqualified persons			
	7 Other notes and loans receivable ▶			
	Less: allowance for doubtful accounts ▶			
	8 Inventories for sale or use			
	9 Prepaid expenses and deferred charges			
	10a Investments - U.S. and state government obligations STMT 5	2,331,436.	2,456,886.	2,459,630.
	b Investments - corporate stock STMT 6	22,794,736.	22,713,112.	25,146,685.
	c Investments - corporate bonds STMT 7	7,331,382.	6,965,304.	6,655,081.
	11 Investments - land, buildings, and equipment basis ▶			
	Less accumulated depreciation ▶			
	12 Investments - mortgage loans			
	13 Investments - other STMT 8	1.	1,387,001.	1,293,429.
	14 Land, buildings, and equipment: basis ▶			
	Less accumulated depreciation ▶			
	15 Other assets (describe ▶)			
	16 **Total assets** (to be completed by all filers - see the instructions. Also, see page 1, item I)	34,379,690.	35,425,213.	37,457,735.
Liabilities	17 Accounts payable and accrued expenses			
	18 Grants payable			
	19 Deferred revenue			
	20 Loans from officers, directors, trustees, and other disqualified persons			
	21 Mortgages and other notes payable			
	22 Other liabilities (describe ▶)			
	23 **Total liabilities** (add lines 17 through 22)	0.	0.	
Net Assets or Fund Balances	**Foundations that follow SFAS 117, check here ▶ ☐ and complete lines 24 through 26 and lines 30 and 31.**			
	24 Unrestricted			
	25 Temporarily restricted			
	26 Permanently restricted			
	Foundations that do not follow SFAS 117, check here ▶ [X] and complete lines 27 through 31.			
	27 Capital stock, trust principal, or current funds	34,379,690.	35,425,213.	
	28 Paid-in or capital surplus, or land, bldg., and equipment fund	0.	0.	
	29 Retained earnings, accumulated income, endowment, or other funds	0.	0.	
	30 **Total net assets or fund balances**	34,379,690.	35,425,213.	
	31 **Total liabilities and net assets/fund balances**	34,379,690.	35,425,213.	

Part III Analysis of Changes in Net Assets or Fund Balances

1	Total net assets or fund balances at beginning of year - Part II, column (a), line 30 (must agree with end-of-year figure reported on prior year's return)	1	34,379,690.
2	Enter amount from Part I, line 27a	2	986,892.
3	Other increases not included in line 2 (itemize) ▶ COST BASIS ADJUSTMENTS	3	58,631.
4	Add lines 1, 2, and 3	4	35,425,213.
5	Decreases not included in line 2 (itemize) ▶	5	0.
6	Total net assets or fund balances at end of year (line 4 minus line 5) - Part II, column (b), line 30	6	35,425,213.

Part IV Capital Gains and Losses for Tax on Investment Income

	(a) List and describe the kind(s) of property sold (e.g., real estate, 2-story brick warehouse; or common stock, 200 shs. MLC Co.)	(b) How acquired P - Purchase D - Donation	(c) Date acquired (mo., day, yr.)	(d) Date sold (mo., day, yr.)
1a	MN BANK & TRUST #46693 - SEE ATTACHED	P	01/01/15	12/31/15
b	MN BANK & TRUST #46693 - SEE ATTACHED	P	01/01/15	12/31/15
c	MN BANK & TRUST #46693-1 - SEE ATTACHED	P	01/01/15	12/31/15
d	MN BANK & TRUST #46693-1 - SEE ATTACHED	P	01/01/15	12/31/15
e	CAPITAL GAINS DIVIDENDS			

	(e) Gross sales price	(f) Depreciation allowed (or allowable)	(g) Cost or other basis plus expense of sale	(h) Gain or (loss) (e) plus (f) minus (g)
a	6,866,357.		6,921,229.	-54,872.
b	8,899,338.		7,253,104.	1,646,234.
c	1,447,204.		1,459,829.	-12,625.
d	1,077,771.		706,546.	371,225.
e	148,672.			148,672.

Complete only for assets showing gain in column (h) and owned by the foundation on 12/31/69

	(i) F.M.V. as of 12/31/69	(j) Adjusted basis as of 12/31/69	(k) Excess of col. (i) over col. (j), if any	(l) Gains (Col. (h) gain minus col. (k), but not less than -0-) or Losses (from col. (h))
a				-54,872.
b				1,646,234.
c				-12,625.
d				371,225.
e				148,672.

2	Capital gain net income or (net capital loss) { If gain, also enter in Part I, line 7 / If (loss), enter -0- in Part I, line 7 }	2	2,098,634.
3	Net short-term capital gain or (loss) as defined in sections 1222(5) and (6): If gain, also enter in Part I, line 8, column (c). If (loss), enter -0- in Part I, line 8	3	N/A

Part V Qualification Under Section 4940(e) for Reduced Tax on Net Investment Income

(For optional use by domestic private foundations subject to the section 4940(a) tax on net investment income.)

If section 4940(d)(2) applies, leave this part blank.

Was the foundation liable for the section 4942 tax on the distributable amount of any year in the base period? ☐ Yes ☒ No

If "Yes," the foundation does not qualify under section 4940(e). Do not complete this part.

1 Enter the appropriate amount in each column for each year; see the instructions before making any entries.

(a) Base period years Calendar year (or tax year beginning in)	(b) Adjusted qualifying distributions	(c) Net value of noncharitable-use assets	(d) Distribution ratio (col. (b) divided by col. (c))
2014	1,739,588.	39,303,941.	.044260
2013	1,638,722.	37,275,797.	.043962
2012	1,677,877.	35,037,786.	.047888
2011	1,796,474.	35,282,986.	.050916
2010	1,430,355.	33,409,764.	.042812

2	Total of line 1, column (d)	2	.229838
3	Average distribution ratio for the 5-year base period - divide the total on line 2 by 5, or by the number of years the foundation has been in existence if less than 5 years	3	.045968
4	Enter the net value of noncharitable-use assets for 2015 from Part X, line 5	4	38,736,250.
5	Multiply line 4 by line 3	5	1,780,628.
6	Enter 1% of net investment income (1% of Part I, line 27b)	6	29,223.
7	Add lines 5 and 6	7	1,809,851.
8	Enter qualifying distributions from Part XII, line 4	8	1,892,185.

If line 8 is equal to or greater than line 7, check the box in Part VI, line 1b, and complete that part using a 1% tax rate. See the Part VI instructions.

Part VI Excise Tax Based on Investment Income (Section 4940(a), 4940(b), 4940(e), or 4948 - see instructions)

1a	Exempt operating foundations described in section 4940(d)(2), check here ▶ ☐ and enter "N/A" on line 1. Date of ruling or determination letter: _____ (attach copy of letter if necessary-see instructions)			
b	Domestic foundations that meet the section 4940(e) requirements in Part V, check here ▶ [X] and enter 1% of Part I, line 27b		1	29,223.
c	All other domestic foundations enter 2% of line 27b. Exempt foreign organizations enter 4% of Part I, line 12, col. (b).			
2	Tax under section 511 (domestic section 4947(a)(1) trusts and taxable foundations only. Others enter -0-)		2	0.
3	Add lines 1 and 2		3	29,223.
4	Subtitle A (income) tax (domestic section 4947(a)(1) trusts and taxable foundations only. Others enter -0-)		4	0.
5	**Tax based on investment income.** Subtract line 4 from line 3. If zero or less, enter -0-		5	29,223.
6	Credits/Payments:			
a	2015 estimated tax payments and 2014 overpayment credited to 2015	6a 64,468.		
b	Exempt foreign organizations - tax withheld at source	6b		
c	Tax paid with application for extension of time to file (Form 8868)	6c		
d	Backup withholding erroneously withheld	6d		
7	Total credits and payments. Add lines 6a through 6d		7	64,468.
8	Enter any **penalty** for underpayment of estimated tax. Check here [X] if Form 2220 is attached		8	
9	**Tax due.** If the total of lines 5 and 8 is more than line 7, enter **amount owed** ▶		9	
10	**Overpayment.** If line 7 is more than the total of lines 5 and 8, enter the **amount overpaid** ▶		10	35,245.
11	Enter the amount of line 10 to be: **Credited to 2016 estimated tax** ▶ 35,245. **Refunded** ▶		11	0.

Part VII-A Statements Regarding Activities

			Yes	No
1a	During the tax year, did the foundation attempt to influence any national, state, or local legislation or did it participate or intervene in any political campaign?	1a		X
b	Did it spend more than $100 during the year (either directly or indirectly) for political purposes (see instructions for the definition)?	1b		X
	If the answer is "Yes" to 1a or 1b, attach a detailed description of the activities and copies of any materials published or distributed by the foundation in connection with the activities.			
c	Did the foundation file **Form 1120-POL** for this year?	1c		X
d	Enter the amount (if any) of tax on political expenditures (section 4955) imposed during the year: (1) On the foundation. ▶ $ 0. (2) On foundation managers. ▶ $ 0.			
e	Enter the reimbursement (if any) paid by the foundation during the year for political expenditure tax imposed on foundation managers. ▶ $ 0.			
2	Has the foundation engaged in any activities that have not previously been reported to the IRS? *If "Yes," attach a detailed description of the activities.*	2		X
3	Has the foundation made any changes, not previously reported to the IRS, in its governing instrument, articles of incorporation, or bylaws, or other similar instruments? *If "Yes," attach a conformed copy of the changes*	3		X
4a	Did the foundation have unrelated business gross income of $1,000 or more during the year?	4a		X
b	If "Yes," has it filed a tax return on **Form 990-T** for this year? N/A	4b		
5	Was there a liquidation, termination, dissolution, or substantial contraction during the year? *If "Yes," attach the statement required by General Instruction T*	5		X
6	Are the requirements of section 508(e) (relating to sections 4941 through 4945) satisfied either: • By language in the governing instrument, or • By state legislation that effectively amends the governing instrument so that no mandatory directions that conflict with the state law remain in the governing instrument?	6	X	
7	Did the foundation have at least $5,000 in assets at any time during the year? *If "Yes," complete Part II, col. (c), and Part XV*	7	X	
8a	Enter the states to which the foundation reports or with which it is registered (see instructions) ▶ MN			
b	If the answer is "Yes" to line 7, has the foundation furnished a copy of Form 990-PF to the Attorney General (or designate) of each state as required by *General Instruction G? If "No," attach explanation*	8b	X	
9	Is the foundation claiming status as a private operating foundation within the meaning of section 4942(j)(3) or 4942(j)(5) for calendar year 2015 or the taxable year beginning in 2015 (see instructions for Part XIV)? *If "Yes," complete Part XIV*	9		X
10	Did any persons become substantial contributors during the tax year? If "Yes," attach a schedule listing their names and addresses	10		X

Part VII-A Statements Regarding Activities *(continued)*

			Yes	No
11	At any time during the year, did the foundation, directly or indirectly, own a controlled entity within the meaning of section 512(b)(13)? If "Yes," attach schedule (see instructions)	11		X
12	Did the foundation make a distribution to a donor advised fund over which the foundation or a disqualified person had advisory privileges? If "Yes," attach statement (see instructions)	12		X
13	Did the foundation comply with the public inspection requirements for its annual returns and exemption application?	13	X	

Website address ▶ N/A

14 The books are in care of ▶ DUBUQUE BANK & TRUST COMPANY Telephone no. ▶ 866-397-2133

Located at ▶ 1398 CENTRAL AVENUE, DUBUQUE, IA ZIP+4 ▶ 52004-0747

15 Section 4947(a)(1) nonexempt charitable trusts filing Form 990-PF in lieu of **Form 1041** - Check here ▶ ☐
and enter the amount of tax-exempt interest received or accrued during the year ▶ 15 N/A

			Yes	No
16	At any time during calendar year 2015, did the foundation have an interest in or a signature or other authority over a bank, securities, or other financial account in a foreign country? See the instructions for exceptions and filing requirements for FinCEN Form 114. If "Yes," enter the name of the foreign country ▶	16		X

Part VII-B Statements Regarding Activities for Which Form 4720 May Be Required

File Form 4720 if any item is checked in the "Yes" column, unless an exception applies.

			Yes	No
1a	During the year did the foundation (either directly or indirectly):			
	(1) Engage in the sale or exchange, or leasing of property with a disqualified person? ☐ Yes ☒ No			
	(2) Borrow money from, lend money to, or otherwise extend credit to (or accept it from) a disqualified person? ☐ Yes ☒ No			
	(3) Furnish goods, services, or facilities to (or accept them from) a disqualified person? ☐ Yes ☒ No			
	(4) Pay compensation to, or pay or reimburse the expenses of, a disqualified person? ☒ Yes ☐ No			
	(5) Transfer any income or assets to a disqualified person (or make any of either available for the benefit or use of a disqualified person)? ☐ Yes ☒ No			
	(6) Agree to pay money or property to a government official? (**Exception.** Check "No" if the foundation agreed to make a grant to or to employ the official for a period after termination of government service, if terminating within 90 days.) ☐ Yes ☒ No			
b	If any answer is "Yes" to 1a(1)-(6), did **any** of the acts fail to qualify under the exceptions described in Regulations section 53.4941(d)-3 or in a current notice regarding disaster assistance (see instructions)?	1b		X
	Organizations relying on a current notice regarding disaster assistance check here ▶ ☐			
c	Did the foundation engage in a prior year in any of the acts described in 1a, other than excepted acts, that were not corrected before the first day of the tax year beginning in 2015?	1c		X
2	Taxes on failure to distribute income (section 4942) (does not apply for years the foundation was a private operating foundation defined in section 4942(j)(3) or 4942(j)(5)):			
a	At the end of tax year 2015, did the foundation have any undistributed income (lines 6d and 6e, Part XIII) for tax year(s) beginning before 2015? ☐ Yes ☒ No			
	If "Yes," list the years ▶ _____, _____, _____, _____			
b	Are there any years listed in 2a for which the foundation is **not** applying the provisions of section 4942(a)(2) (relating to incorrect valuation of assets) to the year's undistributed income? (If applying section 4942(a)(2) to **all** years listed, answer "No" and attach statement - see instructions.) N/A	2b		
c	If the provisions of section 4942(a)(2) are being applied to **any** of the years listed in 2a, list the years here. ▶ _____, _____, _____, _____			
3a	Did the foundation hold more than a 2% direct or indirect interest in any business enterprise at any time during the year? ☐ Yes ☒ No			
b	If "Yes," did it have excess business holdings in 2015 as a result of **(1)** any purchase by the foundation or disqualified persons after May 26, 1969; **(2)** the lapse of the 5-year period (or longer period approved by the Commissioner under section 4943(c)(7)) to dispose of holdings acquired by gift or bequest; or **(3)** the lapse of the 10-, 15-, or 20-year first phase holding period? *(Use Schedule C, Form 4720, to determine if the foundation had excess business holdings in 2015.)* N/A	3b		
4a	Did the foundation invest during the year any amount in a manner that would jeopardize its charitable purposes?	4a		X
b	Did the foundation make any investment in a prior year (but after December 31, 1969) that could jeopardize its charitable purpose that had not been removed from jeopardy before the first day of the tax year beginning in 2015?	4b		X

Part VII-B Statements Regarding Activities for Which Form 4720 May Be Required *(continued)*

5a During the year did the foundation pay or incur any amount to:

(1) Carry on propaganda, or otherwise attempt to influence legislation (section 4945(e))? ☐ Yes ☒ No

(2) Influence the outcome of any specific public election (see section 4955); or to carry on, directly or indirectly, any voter registration drive? ☐ Yes ☒ No

(3) Provide a grant to an individual for travel, study, or other similar purposes? ☐ Yes ☒ No

(4) Provide a grant to an organization other than a charitable, etc., organization described in section 4945(d)(4)(A)? (see instructions) ☐ Yes ☒ No

(5) Provide for any purpose other than religious, charitable, scientific, literary, or educational purposes, or for the prevention of cruelty to children or animals? ☐ Yes ☒ No

b If any answer is "Yes" to 5a(1)-(5), did any of the transactions fail to qualify under the exceptions described in Regulations section 53.4945 or in a current notice regarding disaster assistance (see instructions)? N/A | 5b |

Organizations relying on a current notice regarding disaster assistance check here ▶ ☐

c If the answer is "Yes" to question 5a(4), does the foundation claim exemption from the tax because it maintained expenditure responsibility for the grant? N/A ☐ Yes ☐ No

If "Yes," attach the statement required by Regulations section 53 4945-5(d)

6a Did the foundation, during the year, receive any funds, directly or indirectly, to pay premiums on a personal benefit contract? ☐ Yes ☒ No

b Did the foundation, during the year, pay premiums, directly or indirectly, on a personal benefit contract? | 6b | | X

If "Yes" to 6b, file Form 8870.

7a At any time during the tax year, was the foundation a party to a prohibited tax shelter transaction? ☐ Yes ☒ No

b If "Yes," did the foundation receive any proceeds or have any net income attributable to the transaction? N/A | 7b |

Part VIII Information About Officers, Directors, Trustees, Foundation Managers, Highly Paid Employees, and Contractors

1 List all officers, directors, trustees, foundation managers and their compensation.

(a) Name and address	(b) Title, and average hours per week devoted to position	(c) Compensation (If not paid, enter -0-)	(d) Contributions to employee benefit plans and deferred compensation	(e) Expense account, other allowances
DUBUQUE BANK & TRUST COMPANY C/O MN BANK & TRUST, 7701 FRANCE AVE. EDINA, MN 55435-5288	CO-TRUSTEE 5.00	149,109.	0.	0.
THOMAS A KELLER III C/O GRAY PLANT MOOTY, 500 IDS CENTER, MINNEAPOLIS, MN 55402	CO-TRUSTEE 1.00	110,000.	0.	0.

2 Compensation of five highest-paid employees (other than those included on line 1). If none, enter "NONE."

(a) Name and address of each employee paid more than $50,000	(b) Title, and average hours per week devoted to position	(c) Compensation	(d) Contributions to employee benefit plans and deferred compensation	(e) Expense account, other allowances
NONE				

Total number of other employees paid over $50,000 ▶ 0

Part VIII **Information About Officers, Directors, Trustees, Foundation Managers, Highly Paid Employees, and Contractors** *(continued)*

3 Five highest-paid independent contractors for professional services. If none, enter "NONE."

(a) Name and address of each person paid more than $50,000	(b) Type of service	(c) Compensation
NONE		
Total number of others receiving over $50,000 for professional services ▶		0

Part IX-A **Summary of Direct Charitable Activities**

List the foundation's four largest direct charitable activities during the tax year. Include relevant statistical information such as the number of organizations and other beneficiaries served, conferences convened, research papers produced, etc.	Expenses
1 N/A	
2	
3	
4	

Part IX-B **Summary of Program-Related Investments**

Describe the two largest program-related investments made by the foundation during the tax year on lines 1 and 2.	Amount
1 N/A	
2	
All other program-related investments. See instructions.	
3	
Total. Add lines 1 through 3 ▶	0.

Part X Minimum Investment Return (All domestic foundations must complete this part Foreign foundations, see instructions)

1	Fair market value of assets not used (or held for use) directly in carrying out charitable, etc., purposes:			
a	Average monthly fair market value of securities		1a	37,016,692.
b	Average of monthly cash balances		1b	2,309,450.
c	Fair market value of all other assets		1c	
d	**Total** (add lines 1a, b, and c)		1d	39,326,142.
e	Reduction claimed for blockage or other factors reported on lines 1a and 1c (attach detailed explanation)	1e 0.		
2	Acquisition indebtedness applicable to line 1 assets		2	0.
3	Subtract line 2 from line 1d		3	39,326,142.
4	Cash deemed held for charitable activities. Enter 1 1/2% of line 3 (for greater amount, see instructions)		4	589,892.
5	**Net value of noncharitable-use assets.** Subtract line 4 from line 3. Enter here and on Part V, line 4		5	38,736,250.
6	**Minimum investment return.** Enter 5% of line 5		6	1,936,813.

Part XI Distributable Amount (see instructions) (Section 4942(j)(3) and (j)(5) private operating foundations and certain foreign organizations check here ▶ ☐ and do not complete this part.)

1	Minimum investment return from Part X, line 6		1	1,936,813.
2a	Tax on investment income for 2015 from Part VI, line 5	2a 29,223.		
b	Income tax for 2015. (This does not include the tax from Part VI.)	2b		
c	Add lines 2a and 2b		2c	29,223.
3	Distributable amount before adjustments. Subtract line 2c from line 1		3	1,907,590.
4	Recoveries of amounts treated as qualifying distributions		4	0.
5	Add lines 3 and 4		5	1,907,590.
6	Deduction from distributable amount (see instructions)		6	0.
7	**Distributable amount** as adjusted. Subtract line 6 from line 5. Enter here and on Part XIII, line 1		7	1,907,590.

Part XII Qualifying Distributions (see instructions)

1	Amounts paid (including administrative expenses) to accomplish charitable, etc., purposes:		
a	Expenses, contributions, gifts, etc. - total from Part I, column (d), line 26	1a	1,892,185.
b	Program-related investments - total from Part IX-B	1b	0.
2	Amounts paid to acquire assets used (or held for use) directly in carrying out charitable, etc., purposes	2	
3	Amounts set aside for specific charitable projects that satisfy the:		
a	Suitability test (prior IRS approval required)	3a	
b	Cash distribution test (attach the required schedule)	3b	
4	**Qualifying distributions.** Add lines 1a through 3b. Enter here and on Part V, line 8, and Part XIII, line 4	4	1,892,185.
5	Foundations that qualify under section 4940(e) for the reduced rate of tax on net investment income. Enter 1% of Part I, line 27b	5	29,223.
6	**Adjusted qualifying distributions.** Subtract line 5 from line 4	6	1,862,962.

Note The amount on line 6 will be used in Part V, column (b), in subsequent years when calculating whether the foundation qualifies for the section 4940(e) reduction of tax in those years.

Part XIII Undistributed Income (see instructions)

	(a) Corpus	(b) Years prior to 2014	(c) 2014	(d) 2015
1 Distributable amount for 2015 from Part XI, line 7				1,907,590.
2 Undistributed income, if any, as of the end of 2015				
a Enter amount for 2014 only			1,785,233.	
b Total for prior years: _____ , _____ , _____		0.		
3 Excess distributions carryover, if any, to 2015:				
a From 2010				
b From 2011				
c From 2012				
d From 2013				
e From 2014				
f **Total** of lines 3a through e	0.			
4 Qualifying distributions for 2015 from Part XII, line 4: ▶ $ 1,892,185.				
a Applied to 2014, but not more than line 2a			1,785,233.	
b Applied to undistributed income of prior years (Election required - see instructions)		0.		
c Treated as distributions out of corpus (Election required - see instructions)	0.			
d Applied to 2015 distributable amount				106,952.
e Remaining amount distributed out of corpus	0.			
5 Excess distributions carryover applied to 2015 (If an amount appears in column (d), the same amount must be shown in column (a))	0.			0.
6 **Enter the net total of each column as indicated below:**				
a Corpus Add lines 3f, 4c, and 4e Subtract line 5	0.			
b Prior years' undistributed income. Subtract line 4b from line 2b		0.		
c Enter the amount of prior years' undistributed income for which a notice of deficiency has been issued, or on which the section 4942(a) tax has been previously assessed		0.		
d Subtract line 6c from line 6b. Taxable amount - see instructions		0.		
e Undistributed income for 2014. Subtract line 4a from line 2a. Taxable amount - see instr.			0.	
f Undistributed income for 2015. Subtract lines 4d and 5 from line 1. This amount must be distributed in 2016				1,800,638.
7 Amounts treated as distributions out of corpus to satisfy requirements imposed by section 170(b)(1)(F) or 4942(g)(3) (Election may be required - see instructions)	0.			
8 Excess distributions carryover from 2010 not applied on line 5 or line 7	0.			
9 **Excess distributions carryover to 2016.** Subtract lines 7 and 8 from line 6a	0.			
10 Analysis of line 9:				
a Excess from 2011				
b Excess from 2012				
c Excess from 2013				
d Excess from 2014				
e Excess from 2015				

Part XIV Private Operating Foundations (see instructions and Part VII-A, question 9) N/A

1 a If the foundation has received a ruling or determination letter that it is a private operating foundation, and the ruling is effective for 2015, enter the date of the ruling ▶

b Check box to indicate whether the foundation is a private operating foundation described in section ☐ 4942(j)(3) or ☐ 4942(j)(5)

	Tax year	Prior 3 years			
	(a) 2015	(b) 2014	(c) 2013	(d) 2012	(e) Total
2 a Enter the lesser of the adjusted net income from Part I or the minimum investment return from Part X for each year listed					
b 85% of line 2a					
c Qualifying distributions from Part XII, line 4 for each year listed					
d Amounts included in line 2c not used directly for active conduct of exempt activities					
e Qualifying distributions made directly for active conduct of exempt activities. Subtract line 2d from line 2c					
3 Complete 3a, b, or c for the alternative test relied upon: a "Assets" alternative test - enter: (1) Value of all assets					
(2) Value of assets qualifying under section 4942(j)(3)(B)(i)					
b "Endowment" alternative test - enter 2/3 of minimum investment return shown in Part X, line 6 for each year listed					
c "Support" alternative test - enter: (1) Total support other than gross investment income (interest, dividends, rents, payments on securities loans (section 512(a)(5)), or royalties)					
(2) Support from general public and 5 or more exempt organizations as provided in section 4942(j)(3)(B)(iii)					
(3) Largest amount of support from an exempt organization					
(4) Gross investment income					

Part XV Supplementary Information (Complete this part only if the foundation had $5,000 or more in assets at any time during the year-see instructions.)

1 **Information Regarding Foundation Managers:**

a List any managers of the foundation who have contributed more than 2% of the total contributions received by the foundation before the close of any tax year (but only if they have contributed more than $5,000). (See section 507(d)(2).)

NONE

b List any managers of the foundation who own 10% or more of the stock of a corporation (or an equally large portion of the ownership of a partnership or other entity) of which the foundation has a 10% or greater interest.

NONE

2 **Information Regarding Contribution, Grant, Gift, Loan, Scholarship, etc., Programs:**

Check here ▶ [X] if the foundation only makes contributions to preselected charitable organizations and does not accept unsolicited requests for funds. If the foundation makes gifts, grants, etc. (see instructions) to individuals or organizations under other conditions, complete items 2a, b, c, and d.

a The name, address, and telephone number or e-mail address of the person to whom applications should be addressed:

b The form in which applications should be submitted and information and materials they should include:

c Any submission deadlines:

d Any restrictions or limitations on awards, such as by geographical areas, charitable fields, kinds of institutions, or other factors:

Part XV Supplementary Information (continued)

3 Grants and Contributions Paid During the Year or Approved for Future Payment

Recipient Name and address (home or business)	If recipient is an individual, show any relationship to any foundation manager or substantial contributor	Foundation status of recipient	Purpose of grant or contribution	Amount
a *Paid during the year*				
JEWISH FEDERATION OF GREATER ST PAUL 790 SOUTH CLEVELAND AVE, SUITE 227 ST. PAUL , MN 55116	N/A	PUBLIC CHARITY	GENERAL SUPPORT	276,378.
MINNESOTA MASONIC HOME 11501 MASONIC HOME DRIVE BLOOMINGTON, MN 55437	N/A	PUBLIC CHARITY	GENERAL SUPPORT	36,850.
MIXED BLOOD THEATRE 1501 S 4TH ST. MINNEAPOLIS, MN 55454	N/A	PUBLIC CHARITY	GENERAL SUPPORT	7,500.
NATIONAL JEWISH HEALTH 1400 JACKSON ST DENVER, CO 80206	N/A	PUBLIC CHARITY	GENERAL SUPPORT	184,252.
NEW YORK SHAKESPEARE FESTIVAL 425 LAFAYETTE STREET NEW YORK, NY 10003	N/A	PUBLIC CHARITY	GENERAL SUPPORT	85,000.
Total SEE CONTINUATION SHEET(S)			▶ 3a	1,786,516.
b *Approved for future payment* NONE				
Total			▶ 3b	0.

Part XV Supplementary Information

3 Grants and Contributions Paid During the Year (Continuation)

Recipient Name and address (home or business)	If recipient is an individual, show any relationship to any foundation manager or substantial contributor	Foundation status of recipient	Purpose of grant or contribution	Amount
NORTH BRANCH SCHOOL - DISTRICT #138 38705 GRAND AVE NORTH BRANCH, MN 55056	N/A	PUBLIC CHARITY	GENERAL SUPPORT	55,276.
PARK SQUARE THEATRE 415 SOUTH ST MS012 ST. PAUL , MN 55102	N/A	PUBLIC CHARITY	GENERAL SUPPORT	10,000.
SHOLOM HOME C/O SHOLOM FOUNDATION 3610 PHILLIPS PKWY MINNEAPOLIS, MN 55426	N/A	PUBLIC CHARITY	GENERAL SUPPORT	184,252.
THE MINNEAPOLIS MUSICAL THEATRE 615 HENNEPIN AVENUE MINNEAPOLIS, MN 55403	N/A	PUBLIC CHARITY	GENERAL SUPPORT	5,000.
THE MINNESOTA OPERA 6655 MAIN STREET MINNEAPOLIS, MN 55401	N/A	PUBLIC CHARITY	GENERAL SUPPORT	25,000.
THE PLAYWRIGHTS CENTER 2301 FRANKLIN AVENUE E MINNEAPOLIS, MN 55406	N/A	PUBLIC CHARITY	GENERAL SUPPORT	75,000.
THE ST. PAUL FOUNDATION 101 5TH ST E, STE 2400 ST. PAUL , MN 55101	N/A	PUBLIC CHARITY	GENERAL SUPPORT	184,252.
THEATRE COMMUNICATIONS GROUP 520 8TH AVE, 24TH FLOOR NEW YORK, NY 10018-4156	N/A	PUBLIC CHARITY	GENERAL SUPPORT	25,000.
UNIVERSITY OF MINNESOTA GREATER UNIVERSITY FUND 200 OAK STREET SE, SUITE 500 MINNEAPOLIS, MN 55455	N/A	PUBLIC CHARITY	GENERAL SUPPORT	184,252.
UNIVERSITY OF MINNESOTA SOCIOLOGY DEPARTMENT 267 19TH AVENUE SOUTH, #909 MINNEAPOLIS, MN 55455	N/A	PUBLIC CHARITY	GENERAL SUPPORT	92,126.
Total from continuation sheets				1,196,536.

EDELSTEIN FAMILY FOUNDATION
DUBUQUE BANK & TRUST COMPANY, CO-TRUSTEE 41-6013675

Part XV Supplementary Information

3 Grants and Contributions Paid During the Year (Continuation)

Recipient Name and address (home or business)	If recipient is an individual, show any relationship to any foundation manager or substantial contributor	Foundation status of recipient	Purpose of grant or contribution	Amount
PILLSBURY HOUSE THEATRE 415 SOUTH ST MS012 MINNEAPOLIS, MN 55407	N/A	PUBLIC CHARITY	GENERAL SUPPORT	60,000.
PENUMBRA THEATRE COMPANY INC 270 KENT STREET ST. PAUL , MN 55102	N/A	PUBLIC CHARITY	GENERAL SUPPORT	10,000.
THEATRE LATTE DA 1170 15TH AVE SE MINNEAPOLIS, MN 55414	N/A	PUBLIC CHARITY	GENERAL SUPPORT	10,000.
BRANDEIS UNIVERSITY 415 SOUTH ST MS012 WALTHAM, MA 02453-2728	N/A	PUBLIC CHARITY	GENERAL SUPPORT	276,378.
Total from continuation sheets				

Part XVI-A Analysis of Income-Producing Activities

Enter gross amounts unless otherwise indicated.	Unrelated business income (a) Business code	(b) Amount	Excluded by section 512, 513, or 514 (c) Exclusion code	(d) Amount	(e) Related or exempt function income
1 Program service revenue:					
a					
b					
c					
d					
e					
f					
g Fees and contracts from government agencies					
2 Membership dues and assessments					
3 Interest on savings and temporary cash investments					
4 Dividends and interest from securities			14	1,004,552.	
5 Net rental income or (loss) from real estate:					
a Debt-financed property					
b Not debt-financed property					
6 Net rental income or (loss) from personal property					
7 Other investment income					
8 Gain or (loss) from sales of assets other than inventory			18	2,098,634.	
9 Net income or (loss) from special events					
10 Gross profit or (loss) from sales of inventory					
11 Other revenue:					
a					
b					
c					
d					
e					
12 Subtotal. Add columns (b), (d), and (e)		0.		3,103,186.	0.
13 **Total.** Add line 12, columns (b), (d), and (e)					13 3,103,186.

(See worksheet in line 13 instructions to verify calculations.)

Part XVI-B Relationship of Activities to the Accomplishment of Exempt Purposes

Line No. ▼	Explain below how each activity for which income is reported in column (e) of Part XVI-A contributed importantly to the accomplishment of the foundation's exempt purposes (other than by providing funds for such purposes).

Part XVII **Information Regarding Transfers To and Transactions and Relationships With Noncharitable Exempt Organizations**

		Yes	No
1 Did the organization directly or indirectly engage in any of the following with any other organization described in section 501(c) of the Code (other than section 501(c)(3) organizations) or in section 527, relating to political organizations?			
a Transfers from the reporting foundation to a noncharitable exempt organization of:			
(1) Cash	1a(1)		X
(2) Other assets	1a(2)		X
b Other transactions:			
(1) Sales of assets to a noncharitable exempt organization	1b(1)		X
(2) Purchases of assets from a noncharitable exempt organization	1b(2)		X
(3) Rental of facilities, equipment, or other assets	1b(3)		X
(4) Reimbursement arrangements	1b(4)		X
(5) Loans or loan guarantees	1b(5)		X
(6) Performance of services or membership or fundraising solicitations	1b(6)		X
c Sharing of facilities, equipment, mailing lists, other assets, or paid employees	1c		X

d If the answer to any of the above is "Yes," complete the following schedule. Column (b) should always show the fair market value of the goods, other assets, or services given by the reporting foundation. If the foundation received less than fair market value in any transaction or sharing arrangement, show in column (d) the value of the goods, other assets, or services received.

(a) Line no	(b) Amount involved	(c) Name of noncharitable exempt organization	(d) Description of transfers, transactions, and sharing arrangements
		N/A	

2a Is the foundation directly or indirectly affiliated with, or related to, one or more tax-exempt organizations described in section 501(c) of the Code (other than section 501(c)(3)) or in section 527? ☐ Yes ☒ No

b If "Yes," complete the following schedule.

(a) Name of organization	(b) Type of organization	(c) Description of relationship
N/A		

Sign Here

Under penalties of perjury, I declare that I have examined this return, including accompanying schedules and statements, and to the best of my knowledge and belief, it is true, correct, and complete Declaration of preparer (other than taxpayer) is based on all information of which preparer has any knowledge

▶ [signature] 15/3/16 ▶ VP

Signature of officer or trustee | Date | Title

May the IRS discuss this return with the preparer shown below (see instr.)? ☒ Yes ☐ No

Paid Preparer Use Only

Print/Type preparer's name	Preparer's signature	Date	Check ☐ if self-employed	PTIN
ELLYN W. MARELL, CPA	ELLYN W. MARELL,	05/02/16		P00649275

Firm's name ▶ WIPFLI LLP — Firm's EIN ▶ 39-0758449

Firm's address ▶ 7601 FRANCE AVENUE SOUTH, SUITE 400 MINNEAPOLIS, MN 55435 — Phone no. 952.548.3400

FORM 990-PF DIVIDENDS AND INTEREST FROM SECURITIES STATEMENT 1

SOURCE	GROSS AMOUNT	CAPITAL GAINS DIVIDENDS	(A) REVENUE PER BOOKS	(B) NET INVEST-MENT INCOME	(C) ADJUSTED NET INCOME
MN BANK & TRUST #46693 & #46693-1	166,051.	0.	166,051.	166,051.	
MN BANK & TRUST #46693 & #46693-1	828,638.	0.	828,638.	828,638.	
MN BANK & TRUST #46693 & #46693-1	148,672.	148,672.	0.	0.	
MN BANK & TRUST #46693 & #46693-1 - BOND AMORTIZATION	-49.	0.	-49.	-49.	
MN BANK & TRUST #46693 & #46693-1 - NON DIVIDEND DISTRIBUTIONS	8,424.	0.	8,424.	0.	
MN BANK & TRUST #46693 & #46693-1 - NON TAXABLE RECEIPTS	1,488.	0.	1,488.	0.	
TO PART I, LINE 4	1,153,224.	148,672.	1,004,552.	994,640.	

FORM 990-PF OTHER PROFESSIONAL FEES STATEMENT 2

DESCRIPTION	(A) EXPENSES PER BOOKS	(B) NET INVEST-MENT INCOME	(C) ADJUSTED NET INCOME	(D) CHARITABLE PURPOSES
MN B&T INVESTMENT MANAGEMENT FEES	59,643.	59,643.		0.
TO FORM 990-PF, PG 1, LN 16C	59,643.	59,643.		0.

FORM 990-PF TAXES STATEMENT 3

DESCRIPTION	(A) EXPENSES PER BOOKS	(B) NET INVEST-MENT INCOME	(C) ADJUSTED NET INCOME	(D) CHARITABLE PURPOSES
FOREIGN TAXES	725.	725.		0.
FOREIGN TAXES ON QUALIFIED FOREIGN DIVIDENDS	14,081.	14,081.		0.
FOREIGN TAXES ON NON-QUALIFIED FOREIGN DIVIDENDS	1,953.	1,953.		0.
2013 FEDERAL ESTIMATED TAXES	52,745.	0.		0.
TO FORM 990-PF, PG 1, LN 18	69,504.	16,759.		0.

FORM 990-PF OTHER EXPENSES STATEMENT 4

DESCRIPTION	(A) EXPENSES PER BOOKS	(B) NET INVEST-MENT INCOME	(C) ADJUSTED NET INCOME	(D) CHARITABLE PURPOSES
MN ANNUAL RENEWAL FEE	25.	0.		25.
MISCELLANEOUS EXPENSES	1,141.	0.		778.
TO FORM 990-PF, PG 1, LN 23	1,166.	0.		803.

FORM 990-PF U.S. AND STATE/CITY GOVERNMENT OBLIGATIONS STATEMENT 5

DESCRIPTION	U.S. GOV'T	OTHER GOV'T	BOOK VALUE	FAIR MARKET VALUE
MN BANK & TRUST #46693	X		2,028,301.	2,030,807.
MN BANK & TRUST #46693		X	59,928.	60,346.
MN BANK & TRUST #46693-1	X		368,657.	368,477.
TOTAL U.S. GOVERNMENT OBLIGATIONS			2,396,958.	2,399,284.
TOTAL STATE AND MUNICIPAL GOVERNMENT OBLIGATIONS			59,928.	60,346.
TOTAL TO FORM 990-PF, PART II, LINE 10A			2,456,886.	2,459,630.

FORM 990-PF CORPORATE STOCK STATEMENT 6

DESCRIPTION	BOOK VALUE	FAIR MARKET VALUE
MN BANK & TRUST #46693	18,632,140.	20,817,893.
MN BANK & TRUST #46693-1	4,080,972.	4,328,792.
TOTAL TO FORM 990-PF, PART II, LINE 10B	22,713,112.	25,146,685.

FORM 990-PF CORPORATE BONDS STATEMENT 7

DESCRIPTION	BOOK VALUE	FAIR MARKET VALUE
MN BANK & TRUST #46693	5,601,734.	5,345,622.
MN BANK & TRUST #46693-1	1,363,570.	1,309,459.
TOTAL TO FORM 990-PF, PART II, LINE 10C	6,965,304.	6,655,081.

FORM 990-PF OTHER INVESTMENTS STATEMENT 8

DESCRIPTION	VALUATION METHOD	BOOK VALUE	FAIR MARKET VALUE
MN BANK & TRUST #46693 - MUTUAL FUNDS & OTHER	COST	1,187,001.	1,105,194.
MN BANK & TRUST #46693-1 - MUTUAL FUNDS & OTHER	COST	200,000.	188,235.
TOTAL TO FORM 990-PF, PART II, LINE 13		1,387,001.	1,293,429.

Your portfolio summary

Activity summary

	This period ($)
Beginning market value	38,156,691.78
Cash and security transfers	0.00
Contributions	0.00
Income	419,354.34
Fees	-12,886.06
Withdrawals	-30,000.00
Change in account value	-1,075,426.46
Market value on Dec 31, 2015	**$37,457,733.60**

Income earned

	This period ($)
Total income earned	**$274,574.50**
Total short term realized capital gain/loss	**$91.26**
Total long term realized capital gain/loss	**$128,121.22**
Total realized capital gain/loss	**$128,212.48**

This summary is for your reference. It is not intended for tax-reporting purposes. Taxable income is taxable at the federal level and may be taxable at the state level

Asset allocation on December 31, 2015

	Market value ($)	Percent
■ Equity	25,146,684.33	68%
■ Fixed Income	9,114,710.71	24%
■ Cash and Cash Equivalents	1,902,909.29	5%
□ Alternatives	1,293,428.27	3%
■ Other	1.00	0%
Total of your portfolio	**$37,457,733.60**	**100%**



Overview of your account - 4669301 Edelstein Family Foundation Ruth Easton

Activity summary

	This period ($)
Beginning market value	6,674,841.60
Cash and security transfers	0.00
Contributions	0 00
Income	139,862 34
Fees	-3,253 16
Withdrawals	-21,723.00
Change in account value	-252,500.55
Market value on Dec 31, 2015	**$6,537,227.23**

Income earned

	This period ($)
Total income earned	**$46,419.48**
Total short term realized capital gain/loss	**$22.12**
Total long term realized capital gain/loss	**$90,807.71**
Total realized capital gain/loss	**$90,829.83**

This summary is for your reference It is not intended for tax-reporting purposes Taxable income is taxable at the federal level and may be taxable at the state level

Asset Allocation on December 31, 2015

	Market value ($)	Percent
Equity	4,328,791.69	66%
Fixed Income	1,677,936.09	26%
Cash and Cash Equivalents	342,264.15	5%
Alternatives	188,235.30	3%
Total of your account	**$6,537,227.23**	**100%**

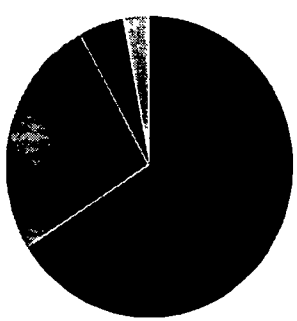

Overview of your account - 0046693 Edelstein Family Foundation

Activity summary

	This period ($)
Beginning market value	31,481,850.18
Cash and security transfers	0.00
Contributions	0.00
Income	279,492.00
Fees	-9,632.90
Withdrawals	-8,277.00
Change in account value	-822,925.91
Market value on Dec 31, 2015	**$30,920,506.37**

Income earned

	This period ($)
Total income earned	**$228,155.02**
Total short term realized capital gain/loss	**$69.14**
Total long term realized capital gain/loss	**$37,313.51**
Total realized capital gain/loss	**$37,382.65**

This summary is for your reference It is not intended for tax-reporting purposes. Taxable income is taxable at the federal level and may be taxable at the state level

Asset Allocation on December 31, 2015

	Market value ($)	Percent
Equity	20,817,892.64	67%
Fixed Income	7,436,774.62	24%
Cash and Cash Equivalents	1,560,645.14	5%
Alternatives	1,105,192.97	4%
Other	1.00	0%
Total of your account	**$30,920,506.37**	**100%**

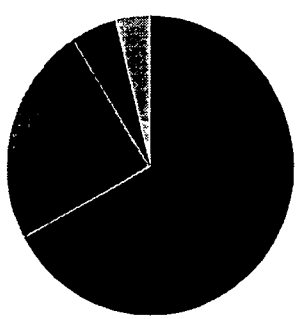

Your asset summary on December 31, 2015

	Market value	Cost basis	Unrealized gain or loss	Estimated annual income	Yield at market	% of account
0046693 Edelstein Family Foundation						
Equity	20,817,892.64	18,632,139.68	2,185,752.96	493,583.05	2.37%	55.58%
Fixed Income	7,436,774.62	7,689,963.44	-253,188.82	257,914.01	3.47%	19 85%
Alternatives	1,105,192.97	1,187,000.00	-81,807.03	61,529.50	5.57%	2.95%
Cash and Cash Equivalents	1,560,645.14	1,482,331.26	0.00	2,519.97	0.16%	4.17%
Other	1.00	1.00	0 00	0.00		0 00%
Total for 0046693 Edelstein Family Foundation	**$30,920,506.37**	**$28,091,435.38**	**$1,850,757.11**	**$815,546.53**	**2.64%**	**82.55%**
4669301 Edelstein Family Foundation Ruth Easton						
Equity	4,328,791 69	4,080,971.87	247,819.82	89,594 89	2.07%	11.56%
Fixed Income	1,677,936.09	1,732,226.64	-54,290.55	53,133 39	3.17%	4.48%
Alternatives	188,235.30	200,000.00	-11,764.70	10,479.64	5.57%	0 50%
Cash and Cash Equivalents	342,264.15	328,747.73	0.00	558.86	0.16%	0.91%
Total for 4669301 Edelstein Family Foundation Ruth Easton	**$6,537,227.23**	**$6,341,946.24**	**$181,764.57**	**$153,766.78**	**2.35%**	**17.45%**
Total assets	**$37,457,733.60**	**$35,433,381.62**	**$2,032,521.68**	**$969,313.31**	**2.59%**	**100.00%**

Your portfolio holdings on December 31, 2015

	Number of shares	Share price	Market value	Cost basis	Unrealized gain or loss	Est. ann. inc. / yield at market	% of account
Equity							
Domestic Equity							
Abbott Laboratories CUSIP: 002824100	1,345.00	44.91	60,403.95	62,621.17	-2,217.22	1,291.20 2.14%	0 16%
Accenture PLC CUSIP: G1151C101	1,055.00	104.50	110,247 50	87,624.64	22,622.86	2,236.60 2 03%	0.29%
Allergan Plc Com CUSIP. G0177J108	945 00	312 50	295,312.50	257,678.03	37,634.47	0 00	0.79%
Allstate Corp/The CUSIP. 020002101	2,790 00	62.09	173,231.10	195,513.58	-22,282.48	3,348.00 1.93%	0 46%
Alphabet Inc Cap Stk Cl A CUSIP. 02079K305	400.00	778.01	311,204.00	113,048.04	198,155.96	0.00	0.83%
Altria Group Inc CUSIP: 02209S103	1,590.00	58.21	92,553.90	51,763.94	40,789.96	3,450.30 3 73%	0.25%
Ameriprise Financial Inc CUSIP. 03076C106	2,008.00	106.42	213,691.36	203,063.31	10,628.05	5,200.72 2.43%	0.57%
AmerisourceBergen Corp CUSIP: 03073E105	427.00	103.71	44,284.17	8,921.37	35,362.80	516.67 1.17%	0.12%
Apple Inc CUSIP: 037833100	7,876.00	105.26	829,027.76	406,810.98	422,216.78	15,988.28 1.93%	2.21%
Bank of America Corp CUSIP: 060505104	12,770.00	16.83	214,919.10	218,849.84	-3,930.74	2,554 00 1.19%	0.57%
Biogen Inc CUSIP. 09062X103	595.00	306.35	182,278.25	229,481.98	-47,203.73	0 00	0 49%
BorgWarner Inc CUSIP 099724106	2,572.00	43.23	111,187.56	47,155.86	64,031.70	1,337.44 1.20%	0.30%
Capital One Financial Corp CUSIP 14040H105	2,595.00	72.18	187,307.10	171,203.09	16,104.01	3,892.50 2 08%	0.50%
Celgene Corp CUSIP: 151020104	1,784.00	119 76	213,651.84	52,002.19	161,649 65	0.00	0.57%
Cerner Corp CUSIP 156782104	1,243.00	60.17	74,791 31	34,854.33	39,936.98	0.00	0.20%

continued on next page

Your portfolio holdings on December 31, 2015 (continued)

	Number of shares	Share price	Market value	Cost basis	Unrealized gain or loss	Est. ann. inc. / yield at market	% of account
Equity (continued)							
Domestic Equity (continued)							
CF Industries Holdings Inc CUSIP. 125269100	2,400.00	40.81	97,944 00	145,237.44	-47,293.44	2,880.00 2 94%	0 26%
Chevron Corp CUSIP. 166764100	791.00	89.96	71,158.36	60,269.56	10,888.80	3,385.48 4.76%	0.19%
Cisco Systems Inc CUSIP: 17275R102	8,901 00	27.155	241,706.66	235,776.83	5,929.83	7,298.82 3.02%	0.65%
Congress Mid Cap Growth Fund CUSIP. 74316J458	35,496.074	14.50	514,693.07	443,345.97	71,347.10	591.37 0.11%	1.37%
ConocoPhillips CUSIP: 20825C104	5,108.00	46.69	238,492.52	266,410.29	-27,917.77	15,017.52 6.30%	0.64%
Constellation Brands Inc CUSIP: 21036P108	1,785.00	142.44	254,255.40	197,310.41	56,944.99	1,660.05 0.65%	0.68%
CVS Health Corp CUSIP: 126650100	1,980.00	97.77	193,584.60	180,587.78	12,996.82	2,772.00 1.43%	0.52%
Danaher Corp CUSIP. 235851102	1,920.00	92.88	178,329.60	158,988.41	19,341.19	1,036.80 0.58%	0.48%
Darden Restaurants Inc CUSIP. 237194105	3,846.00	63.64	244,759.44	207,890.50	36,868.94	8,461.20 3.46%	0.65%
Deere & Co CUSIP. 244199105	1,890.00	76 27	144,150.30	162,300.87	-18,150.57	4,536.00 3.15%	0.38%
DTE Energy Co CUSIP. 233331107	2,130.00	80.19	170,804.70	185,354.50	-14,549.80	6,049.20 3 54%	0.46%
Eaton Corp PLC CUSIP G29183103	1,085.00	52.04	56,463.40	61,358.97	-4,895.57	2,387 00 4 23%	0 15%
eBay Inc CUSIP· 278642103	9,246.00	27 48	254,080.08	205,854.96	48,225.12	0.00	0 68%
Ecolab Inc CUSIP 278865100	1,285.00	114.38	146,978.30	140,154.03	6,824.27	1,721 90 1.17%	0.39%
Eli Lilly & Co CUSIP. 532457108	734.00	84.26	61,846 84	61,722.19	124.65	1,468.00 2.37%	0 17%

continued on next page

Your portfolio holdings on December 31, 2015 (continued)

	Number of shares	Share price	Market value	Cost basis	Unrealized gain or loss	Est. ann. inc. / yield at market	% of account
Equity (continued)							
Domestic Equity (continued)							
EMC Corp/MA CUSIP. 268648102	7,631.00	25.68	195,964 08	136,285.23	59,678 85	3,510.26 1.79%	0 52%
Fiserv Inc CUSIP. 337738108	2,850.00	91.46	260,661.00	207,326.14	53,334.86	0.00	0.70%
General Electric Co CUSIP: 369604103	9,448.00	31.15	294,305 20	125,123.48	169,181.72	8,692.16 2.95%	0.79%
General Motors Co CUSIP. 37045V100	2,147.00	34.01	73,019.47	62,608.04	10,411.43	2,962.86 4.06%	0.19%
Gilead Sciences Inc CUSIP. 375558103	2,040.00	101.19	206,427.60	189,786.19	16,641.41	2,631.60 1.27%	0.55%
Global Payments Inc CUSIP. 37940X102	1,032.00	64.51	66,574.32	24,818.84	41,755.48	41.28 0.06%	0.18%
Harman International Industries Inc CUSIP: 413086109	1,890.00	94.21	178,056.90	247,448.31	-69,391.41	2,570.40 1.44%	0.48%
Harris Corp CUSIP. 413875105	797.00	86.90	69,259.30	62,311.45	6,947.85	1,546.18 2.23%	0.18%
Health Care Select Sector SPDR Fund CUSIP: 81369Y209	2,480.00	72.03	178,634.40	183,013.95	-4,379.55	2,561.85 1.43%	0.48%
Henry Schein Inc CUSIP 806407102	1,430.00	158.19	226,211.70	120,615.41	105,596.29	0.00	0.60%
Hewlett-Packard Co CUSIP. 40434L105	14,893 00	11.84	176,333.12	228,861.08	-52,527.96	7,386.93 4.19%	0 47%
Intel Corp CUSIP 458140100	9,517.00	34 45	327,860 65	276,143.79	51,716.86	9,136.32 2.79%	0 88%
iShares Russell 2000 ETF CUSIP 464287655	6,716.00	112.62	756,355 92	779,384 35	-23,028 43	11,632.11 1.54%	2.02%
iShares U.S. Home Construction ETF CUSIP. 464288752	1,590 00	27.10	43,089 00	43,288 60	-199.60	147 87 0.34%	0.12%
Johnson & Johnson CUSIP. 478160104	1,605 00	102.72	164,865.60	121,168.01	43,697.59	4,734.75 2 87%	0.44%

continued on next page

Your portfolio holdings on December 31, 2015 (continued)

	Number of shares	Share price	Market value	Cost basis	Unrealized gain or loss	Est. ann. inc. / yield at market	% of account
Equity (continued)							
Domestic Equity (continued)							
Kohl's Corp CUSIP. 500255104	5,021.00	47.63	239,150 23	289,140.78	-49,990.55	9,037 80 3.78%	0.64%
Lowe's Cos Inc CUSIP. 548661107	2,775.00	76.04	211,011.00	188,207.14	22,803.86	2,830.50 1.34%	0 56%
LyondellBasell Industries NV CUSIP. N53745100	1,217.00	86.90	105,757.30	91,497.88	14,259.42	3,699.68 3.50%	0.28%
Macy's Inc CUSIP. 55616P104	1,040.00	34.98	36,379.20	61,603.52	-25,224.32	1,448.72 3.98%	0.10%
McKesson Corp CUSIP: 58155Q103	985 00	197.23	194,271.55	209,963.55	-15,692.00	1,024.40 0 53%	0.52%
Medtronic PLC CUSIP. G5960L103	3,004.00	76.92	231,067.68	228,168.67	2,899.01	4,340.77 1 88%	0.62%
Merck & Co Inc CUSIP. 58933Y105	3,711.00	52.82	196,015.02	168,319.42	27,695 60	6,716.91 3 43%	0.52%
MetLife Inc CUSIP. 59156R108	4,630.00	48.21	223,212.30	220,108.32	3,103.98	6,829.24 3.06%	0.60%
Microsoft Corp CUSIP 594918104	2,886 00	55.48	160,115.28	88,385.33	71,729.95	3,722.94 2.33%	0.43%
Morgan Stanley CUSIP 617446448	3,256.00	31.81	103,573 36	87,618.63	15,954.73	1,790.80 1.73%	0 28%
Murphy Oil Corp CUSIP 626717102	5,958.00	22.45	133,757.10	228,391.11	-94,634.01	8,341.20 6 24%	0.36%
National Oilwell Varco Inc CUSIP. 637071101	4,301.00	33.49	144,040.49	214,128.58	-70,088 09	7,913.84 5.49%	0 38%
Norfolk Southern Corp CUSIP. 655844108	788.00	84.59	66,656.92	61,376 15	5,280.77	1,859.68 2.79%	0 18%
Novartis Ag Adr-Each Repr 1 ChfO 5(Regd) CUSIP: 66987V109	623.00	86.04	53,602.92	60,761.51	-7,158.59	1,660.92 3.10%	0.14%

continued on next page

Your portfolio holdings on December 31, 2015 (continued)

	Number of shares	Share price	Market value	Cost basis	Unrealized gain or loss	Est. ann. inc. / yield at market	% of account
Equity (continued)							
Domestic Equity (continued)							
Nuveen Invt Fds Inc Glob Infrast I CUSIP. 670690510	126,624.375	9.73	1,232,055.17	1,109,851.73	122,203.44	28,237.24 2.29%	3.26%
NVIDIA Corp CUSIP: 67066G104	10,645.00	32.96	350,859.20	208,642.01	142,217.19	4,204.77 1.20%	0.94%
Occidental Petroleum Corp CUSIP· 674599105	2,585.00	67.61	174,771.85	187,889.09	-13,117.24	7,677.45 4.39%	0 47%
Pfizer Inc CUSIP: 717081103	8,095.00	32.28	261,306.60	145,072.09	116,234.51	9,066.40 3.47%	0.70%
PG&E Corp CUSIP· 69331C108	1,220.00	53.19	64,891 80	64,070.79	821.01	2,220.40 3 42%	0.17%
PNC Financial Services Group Inc/The CUSIP. 693475105	1,113.00	95.31	106,080.03	77,865.64	28,214.39	2,237.13 2.11%	0.28%
PowerShares KBW Bank Portfolio CUSIP. 73937B746	2,296.00	37.59	86,306.64	85,432.02	874.62	1,324.80 1.53%	0.23%
PPG Industries Inc CUSIP· 693506107	628.00	98.82	62,058.96	17,809.50	44,249.46	888.62 1.43%	0.17%
Priceline Group Inc/The CUSIP. 741503403	85 00	1,274.95	108,370 75	45,195.14	63,175.61	0.00	0.29%
Prudential Financial Inc CUSIP 744320102	1,067.00	81.41	86,864.47	40,372 17	46,492 30	2,603.48 3.00%	0.23%
Public Service Enterprise Group Inc CUSIP 744573106	4,220.00	38.69	163,271.80	177,839.36	-14,567.56	6,583 20 4 03%	0.44%
Raytheon Co CUSIP. 755111507	584 00	124.53	72,725 52	61,090.67	11,634.85	1,527.17 2.10%	0.19%
Roper Technologies Inc CUSIP 776696106	1,035.00	189.79	196,432.65	159,723.71	36,708 94	1,035.00 0.53%	0.52%
Ross Stores Inc CUSIP· 778296103	864 00	53.81	46,491.84	9,370.80	37,121.04	406.08 0.87%	0.12%
Scripps Networks Interactive Inc CUSIP. 811065101	3,775.00	55.21	208,417.75	248,429 88	-40,012.13	3,473.00 1.67%	0.56%

continued on next page

Your portfolio holdings on December 31, 2015 (continued)

	Number of shares	Share price	Market value	Cost basis	Unrealized gain or loss	Est. ann. inc. / yield at market	% of account
Equity (continued)							
Domestic Equity (continued)							
Skyworks Solutions Inc CUSIP. 83088M102	2,050.00	76.83	157,501.50	49,347.64	108,153.86	1,599.00 1.02%	0.42%
SPDR S&P 500 ETF Trust CUSIP: 78462F103	1,880.00	203.87	383,275.60	389,035.66	-5,760.06	7,907.28 2.06%	1.02%
SPDR S&P Dividend ETF CUSIP: 78464A763	2,119.00	73.57	155,894.83	158,213.95	-2,319.12	9,669.00 6.20%	0.42%
Stanley Black & Decker Inc CUSIP. 854502101	1,650.00	106.73	176,104.50	159,002.41	17,102.09	3,531.00 2.01%	0.47%
State Street Corp CUSIP. 857477103	1,808.00	66.36	119,978.88	77,358.07	42,620.81	2,386.56 1 99%	0.32%
Stericycle Inc CUSIP. 858912108	1,210.00	120.60	145,926 00	158,715 22	-12,789.22	0 00	0.39%
Target Corp CUSIP: 87612E106	2,951.00	72.61	214,272.11	219,224.64	-4,952.53	6,374.16 2.97%	0 57%
Technology Select Sector SPDR Fund CUSIP: 81369Y803	7,365 00	42.83	315,442.95	300,184.50	15,258.45	5,641 59 1 79%	0.84%
Thermo Fisher Scientific Inc CUSIP: 883556102	1,715.00	141 85	243,272 75	137,495.83	105,776.92	1,029.00 0.42%	0.65%
TJX Cos Inc CUSIP. 872540109	764.00	70.91	54,175.24	24,953.94	29,221.30	615 02 1.14%	0 14%
Travelers Cos Inc/The CUSIP. 89417E109	2,190.00	112.86	247,163.40	224,655.64	22,507 76	5,212 20 2.11%	0.66%
Tyson Foods Inc CUSIP· 902494103	4,865.00	53.33	259,450.45	189,924.44	69,526.01	1,946 00 0 75%	0.69%
UGI Corp CUSIP: 902681105	1,784.00	33.76	60,227.84	61,778.50	-1,550 66	1,605.60 2.67%	0.16%
Unilever Nv Eur0.16(New York Shares) CUSIP. 904784709	1,520.00	43.32	65,846.40	61,608.95	4,237.45	2,007.92 3.05%	0.18%
Union Pacific Corp CUSIP 907818108	1,345.00	78 20	105,179 00	65,864.23	39,314.77	2,959 00 2.81%	0.28%

continued on next page

Your portfolio holdings on December 31, 2015 (continued)

	Number of shares	Share price	Market value	Cost basis	Unrealized gain or loss	Est. ann. inc. / yield at market	% of account
Equity (continued)							
Domestic Equity (continued)							
UnitedHealth Group Inc CUSIP. 91324P102	921.00	117.64	108,346.44	31,980.62	76,365.82	1,726.88 1.59%	0.29%
United Technologies Corp CUSIP. 913017109	1,604.00	96.07	154,096.28	77,819.42	76,276.86	4,106.24 2.66%	0.41%
United Therapeutics Corp CUSIP: 91307C102	447.00	156.61	70,004.67	25,054.31	44,950.36	0.00	0.19%
Unum Group CUSIP. 91529Y106	6,271 00	33.29	208,761 59	194,572.33	14,189.26	4,389.70 2.10%	0.56%
Valspar Corp/The CUSIP 920355104	784 00	82.95	65,032.80	24,694.43	40,338 37	964.32 1.48%	0 17%
Vanguard Consumer Discretionary ETF CUSIP. 92204A108	1,494.00	122.5521	183,092.84	180,918.27	2,174.57	4,828.61 2.64%	0.49%
Vanguard Consumer Staples ETF CUSIP 92204A207	716.00	129.07	92,414 12	90,131.00	2,283 12	4,717.01 5 10%	0 25%
Vanguard Energy ETF CUSIP 92204A306	1,855.00	83.12	154,187.60	182,420 80	-28,233.20	9,786.98 6 35%	0 41%
Vanguard Financials ETF CUSIP 92204A405	7,866.00	48 45	381,107.70	383,101.01	-1,993 31	7,614.29 2 00%	1.02%
Vanguard Health Care ETF CUSIP: 92204A504	2,393.00	132.88	317,981.84	321,133.66	-3,151.82	7,748.53 2.44%	0.85%
Vanguard Industrials ETF CUSIP. 92204A603	1,999.00	101.03	201,958.97	204,899.17	-2,940.20	7,836.08 3.88%	0.54%
Vanguard Information Technology ETF CUSIP 92204A702	2,899.00	108.29	313,932.71	301,002.17	12,930.54	8,047.62 2.56%	0.84%
Vanguard Materials ETF CUSIP. 92204A801	427.00	94.19	40,219.13	43,299.20	-3,080.07	1,851.47 4.60%	0.11%
Vanguard Mega Cap ETF CUSIP: 921910873	1,662.00	69.76	115,941.12	114,677.97	1,263.15	2,441.48 2.11%	0.31%
Vanguard Utilities ETF CUSIP: 92204A876	317.00	93.93	29,775.81	30,373.89	-598.08	1,082.24 3.63%	0.08%

continued on next page

Your portfolio holdings on December 31, 2015 (continued)

	Number of shares	Share price	Market value	Cost basis	Unrealized gain or loss	Est. ann. inc. / yield at market	% of account
Equity (continued)							
Domestic Equity (continued)							
Vectren Corp CUSIP: 92240G101	1,497.00	42.42	63,502.74	62,536.54	966.20	2,305.38 3.63%	0.17%
Verizon Communications Inc CUSIP: 92343V104	4,369.00	46.22	201,935.18	224,784.98	-22,849.80	9,677.34 4.79%	0.54%
VF Corp CUSIP. 918204108	1,020.00	62.25	63,495.00	39,470.46	24,024.54	1,356.60 2.14%	0.17%
Wabtec Corp/DE CUSIP. 929740108	624 00	71.12	44,378.88	25,344.88	19,034.00	174.72 0.39%	0.12%
Walgreens Boots Alliance Inc Com CUSIP. 931427108	2,761.00	85.155	235,112.96	135,048.96	100,064.00	3,851.59 1.64%	0.63%
Wal-Mart Stores Inc CUSIP· 931142103	2,275.00	61.30	139,457.50	190,020.69	-50,563.19	4,459 00 3.20%	0.37%
Walt Disney Co/The CUSIP: 254687106	817.00	105.08	85,850.36	31,179.99	54,670.37	1,119.29 1.30%	0.23%
Williams-Sonoma Inc CUSIP. 969904101	971.00	58.41	56,716.11	8,460.52	48,255.59	1,339.98 2.36%	0.15%
Total Domestic Equity			**$20,551,486.11**	**$17,697,952.01**	**$2,853,534.10**	**$433,246.44** **2.11%**	**54.87%**
International Equity							
Deutsche X-trackers MSCI Europe Hedged Equity ETF CUSIP: 233051853	29,902.00	25.85	772,966.70	803,991.86	-31,025.16	42,490.74 5.50%	2.06%
Harding Loevner Frontier Emerging Markets Portfolio CUSIP. 412295867	100,525.167	7.11	714,733.94	877,882.29	-163,148.35	5,350.95 0.75%	1.91%
iShares MSCI ACWI ex US ETF CUSIP. 464288240	696.00	39.61	27,568.56	29,781.41	-2,212 85	692.53 2.51%	0 07%
iShares MSCI EMU ETF CUSIP: 464286608	15,446.00	35 04	541,227.84	576,808.20	-35,580.36	11,800.74 2.18%	1.44%

continued on next page

Your portfolio holdings on December 31, 2015 (continued)

	Number of shares	Share price	Market value	Cost basis	Unrealized gain or loss	Est. ann. inc. / yield at market	% of account
Equity (continued)							
International Equity (continued)							
Laudus International MarketMasters Fund CUSIP. 808509640	7,581.866	20.98	159,067 55	124,191.29	34,876.26	2,683.98 1.69%	0 42%
Lazard Emerging Markets Equity Portfolio CUSIP. 52106N889	9,242.39	13.44	124,217.73	163,700.83	-39,483.10	2,134.99 1 72%	0.33%
MFS International New Discovery Fund CUSIP: 552981854	5,256.923	28.39	149,244.05	148,799.84	444.21	1,676.96 1.12%	0.40%
Oppenheimer Developing Markets Fund CUSIP. 683974604	4,522 588	29 98	135,587.19	163,302.60	-27,715.41	1,343.21 0.99%	0.36%
Scout International Fund CUSIP. 81063U503	10,018 417	23 19	232,327 09	282,218.81	-49,891.72	6,051.12 2.60%	0.62%
T Rowe Price International Funds - European Stock Fund CUSIP· 77956H401	28,711 721	19 35	555,571 80	574,282.89	-18,711.09	9,474.87 1 71%	1 48%
Vanguard FTSE Europe ETF CUSIP. 922042874	1,973.00	49.88	98,413.24	105,380.96	-6,967.72	3,200.20 3.25%	0.26%
Vanguard MSCI Emerging Markets ETF CUSIP. 922042858	1,667 00	32 71	54,527.57	62,099.26	-7,571 69	1,777 02 3.26%	0.15%
WisdomTree Japan Hedged Equity Fund CUSIP: 97717W851	20,562.00	50.08	1,029,744.96	1,102,719.30	-72,974.34	61,254.19 5.95%	2.77%
Total International Equity			**$4,595,198.22**	**$5,015,159.54**	**-$419,961.32**	**$149,931.50** **3.26%**	**12.27%**
Total Equity			**$25,146,684.33**	**$22,713,111.55**	**$2,433,572.78**	**$583,177.94** **2.32%**	**67.14%**

continued on next page

Your portfolio holdings on December 31, 2015 (continued)

	Number of shares	Share price	Market value	Cost basis	Unrealized gain or loss	Est. ann. inc. / yield at market	% of account
Fixed Income							
Taxable							
BNP Paribas SA 1.25% 12 Dec 2016 CUSIP 05574LTW8	90,000.00	99.85	89,865.00	90,147.05	-282.05	1,125.00 1.25%	0.24%
Citigroup Inc 1 3% 15 Nov 2016 CUSIP· 172967HG9	232,000.00	99.911	231,793.52	232,173.22	-379.70	3,016.00 1.30%	0.62%
Citigroup Inc 1 7% 25 Jul 2016 CUSIP. 172967GW5	100,000.00	100.319	100,319.00	100,360 93	-41 93	1,700.00 1.69%	0.27%
Deutsche Income Tr Ultra Sht Instl CUSIP. 25155T874	57,781.16	8.41	485,939.56	522,028.05	-36,088.49	11,960 70 2 46%	1.30%
DoubleLine Total Return Bond Fund CUSIP. 258620103	61,906.405	10 78	667,351.05	681,558.53	-14,207.48	27,734 07 4.16%	1 78%
Federal Farm Credit Banks 1 73% 11 Feb 2020 CUSIP. 3133EENR7	66,000 00	98 994	65,336.04	66,000.00	-663.96	1,141.80 1 75%	0 17%
Federal Farm Credit Banks 1.89% 13 Jan 2020 CUSIP 3133EEHX1	65,000.00	100.032	65,020 80	64,984.56	36 24	1,228.50 1.89%	0 17%
Federal Home Loan Mortgage Corp 1 4% 26 Nov 2018 CUSIP 3134G85H8	93,000.00	99.535	92,567.55	93,000 00	-432.45	1,302 00 1.41%	0.25%
Federal Home Loan Mortgage Corp 3 06% 14 Jun 2028 CUSIP. 3134G46C7	63,000.00	96.1862	60,597.31	63,024.63	-2,427.32	1,927.80 3.18%	0.16%
Federal Home Loan Mortgage Corp 4.75% 19 Jan 2016 CUSIP. 3134A4ZT4	600,000.00	100.187	601,122.00	592,204.09	8,917.91	28,500.00 4.74%	1 60%
Federal Home Loan Mortgage Corp Step Cpn 1.25% 30 Sep 2020 CUSIP 3134G7G62	90,000.00	100.044	90,039.60	90,000.00	39.60	1,125.00 1.25%	0.24%

continued on next page

Your portfolio holdings on December 31, 2015 (continued)

	Number of shares	Share price	Market value	Cost basis	Unrealized gain or loss	Est. ann. inc. / yield at market	% of account
Fixed Income (continued)							
Taxable (continued)							
Federal Home Loan Mortgage Corp Step Cpn 1% 30 Sep 2019 CUSIP: 3134G7ZA2	97,000.00	99.854	96,858.38	97,073.79	-215.41	970 00 1.00%	0.26%
Federal Home Loan Mortgage Corp Step Cpn 2% 26 Feb 2030 CUSIP 3134G6DP5	215,000.00	98.811	212,443.65	215,000.00	-2,556.35	4,300.00 2.02%	0.57%
Federal National Mortgage Association 2% 17 Feb 2022 CUSIP. 3136G2DF1	90,000 00	99 034	89,130 60	90,000.00	-869.40	1,800 00 2.02%	0.24%
Federal National Mortgage Association 5.057% 08 Dec 2028 CUSIP. 31398ARG9	20,000.00	103 181	20,636.20	21,069.93	-433.73	1,011.40 4 90%	0.06%
Federal National Mortgage Association Step Cpn 1% 30 Jan 2030 CUSIP: 3136G2CJ4	139,000.00	99.931	138,904.09	138,955.31	-51.22	1,390.00 1.00%	0.37%
Federal National Mortgage Association Step Cpn 2.375% 25 Apr 2028 CUSIP. 3136G1KX6	135,000.00	100.0016	135,002.16	135,000.00	2.16	3,206.25 2 37%	0.36%
Federal National Mortgage Association Step Cpn 2.5% 23 Jul 2027 CUSIP: 3136G0RH6	95,000.00	100.093	95,088.35	93,497.00	1,591.35	2,375.00 2.50%	0.25%
Federated Intermediate Corporate Bond Fund CUSIP 31420C407	53,116.259	9.15	486,013.77	512,386 22	-26,372.45	17,953 29 3.69%	1.30%
Goldman Sachs Strategic Income Fund CUSIP 38145C646	48,777.191	9.62	469,236.58	515,791.83	-46,555.25	20,681.53 4.41%	1.25%
Guggenheim Fds Tr Ttl Ret Bd Instl CUSIP. 40168W525	18,890.578	26.09	492,855.18	510,158.69	-17,303.51	22,895.38 4.65%	1.32%
iShares 1-3 Year Credit Bond ETF CUSIP 464288646	1,325.00	104.60	138,595 00	140,089.73	-1,494.73	1,640.35 1.18%	0.37%

continued on next page

Your portfolio holdings on December 31, 2015 (continued)

	Number of shares	Share price	Market value	Cost basis	Unrealized gain or loss	Est. ann. inc. / yield at market	% of account
Fixed Income (continued)							
Taxable (continued)							
iShares 3-7 Year Treasury Bond ETF CUSIP. 464288661	740 00	122.61	90,731 40	90,085 50	645.90	1,260.96 1.39%	0 24%
Lord Abbett Short Duration Income Fund CUSIP 543916688	92,934.498	4.31	400,547.69	423,781.77	-23,234.08	16,635.27 4.15%	1.07%
Los Angeles Ca Dept Of Arpts Build America Bonds-Direct Pay 03 Dec 2009 5 175% 15 May 2017 CUSIP. 544435C40	25,000.00	102.506	25,626.50	26,029.70	-403 20	1,293 75 5.05%	0 07%
Performance Trust Strategic Bond Fund CUSIP. 89833W394	22,433.047	22.55	505,865 21	512,386.22	-6,521.01	24,631 49 4.87%	1.35%
PIMCO Dynamic Credit Income Fund CUSIP. 72202D106	5,354.00	18 03	96,532 62	117,694.42	-21,161.80	11,436.14 11 85%	0.26%
PIMCO Investment Grade Corporate Bond Fund CUSIP. 722005816	70,414.433	9.92	698,511.17	748,574.23	-50,063.06	29,151.58 4.17%	1.86%
Royal Bank of Canada Step Cpn 2 25% 22 Jul 2022 CUSIP 78010UWD5	141,000 00	98.902	139,451.82	141,000.00	-1,548.18	3,172.50 2.27%	0.37%
Stone Ridge High Yield Reinsurance Risk Premium Fund CUSIP· 861728400	13,751.867	10.02	137,793.71	142,711.54	-4,917.83	7,907.33 5.74%	0.37%
Stone Ridge Reinsurance Risk Premium Fund CUSIP. 861728103	35,518.87	10.00	355,188.70	368,110.76	-12,922.06	17,759.44 5.00%	0.95%
TCW Total Return Bond Fund CUSIP: 87234N880	78,899.013	10.13	799,247.00	808,925.00	-9,678.00	17,357.78 2.17%	2.13%
Templeton Global Bond Fund/United States CUSIP. 880208400	23,351.53	11.53	269,243.14	307,340.00	-38,096.86	9,107.09 3.38%	0.72%

continued on next page

Your portfolio holdings on December 31, 2015 (continued)

	Number of shares	Share price	Market value	Cost basis	Unrealized gain or loss	Est. ann. inc. / yield at market	% of account
Fixed Income (continued)							
Taxable (continued)							
United States Treasury Note/Bond 1.5% 31 Mar 2019 CUSIP. 912828SN1	370,000.00	100.3281	371,214.06	369,398.08	1,815.98	5,550 00 1.50%	0.99%
United States Treasury Note/Bond 2% 31 Jan 2016 CUSIP 912828PS3	265,000.00	100.122	265,323 30	267,751.05	-2,427.75	5,300.00 2.00%	0.71%
Total Taxable			**$9,079,991.71**	**$9,388,291.83**	**-$308,300.12**	**$309,547.40** **3.41%**	**24.24%**
Tax Exempt							
Pflugerville Tex Indpt Sch Dis Ultd Tax Ref Bds 20 5% 15 Feb 2026 CUSIP· 7170956A6	10,000.00	115.962	11,596.20	11,452.89	143.31	500 00 4.31%	0.03%
Univ Of South Carolina Sc Hgr Spl-Moore Sch Business Proj 01 Jun 2012 5% 01 May 2028 CUSIP. 913367DW5	20,000.00	115.614	23,122.80	22,445.36	677.44	1,000.00 4.32%	0 06%
Total Tax Exempt			**$34,719.00**	**$33,898.25**	**$820.75**	**$1,500.00** **4.32%**	**0.09%**
Total Fixed Income			**$9,114,710.71**	**$9,422,190.08**	**-$307,479.37**	**$311,047.40** **3.41%**	**24.33%**

continued on next page

TRUST YEAR ENDING 12/31/2015

TAX PREPARER
TRUST ADMINISTRATOR 2770438
INVESTMENT OFFICER 2770438

LEGEND F - FEDERAL S - STATE I - INHERITED
E - EXEMPT FROM STATE U - ACQ COST UNKNOWN

PROPERTY DESCRIPTION	SHARES	DATE	SALES PRICE	COST BASIS	GAIN/LOSS	MARKET DISCOUNT	TERM	NC	8949
1433 0000 ACTIVISION BLIZZARD, INC - 00507V109 - MINOR = 17									
SOLD		02/20/2015	33280 66						
ACQ	1433 0000	08/07/2013	33280 66	25034 37	8246 29	0 00	LT	Y	F
616 0000 AKAMAI TECHNOLOGIES INC - 00971T101 - MINOR = 396									
SOLD		02/20/2015	43766 05						
ACQ	616 0000	08/07/2013	43766 05	28341.85	15424 20	0 00	LT	Y	F
405 0000 ALERE INC 3% - 01449J204 - MINOR = 279									
SOLD		02/04/2015	123280 20						
ACQ	60 0000	11/18/2014	18263 73	19232 40	-968 67	0 00	ST		C
	55 0000	11/14/2014	16741 76	17875 75	-1133 99	0 00	ST		C
	290 0000	12/01/2014	88274 71	96000 76	-7726.05	0 00	ST		C
392 0000 ALLERGAN INC - 018490102 - MINOR = 17									
SOLD		03/17/2015	94688 19						
ACQ	316 0000	04/28/2011	76330 28	25131 32	51198 96	0 00	LT		F
	76 0000	04/20/2011	18357.91	5881 56	12476 35	0 00	LT		F
152 0000 ALLIANCE DATA SYSTEMS CORP - 018581108 - MINOR = 396									
SOLD		02/20/2015	42830 10						
ACQ	152 0000	08/07/2013	42830 10	30918 32	11911 78	0 00	LT	Y	F
1965.0000 AMERICAN EXPRESS CO - 025816109 - MINOR = 396									
SOLD		01/30/2015	159843 11						
ACQ	360.0000	11/14/2014	29284 23	32612 36	-3328.13	0 00	ST		C
	1605.0000	11/17/2014	130558 88	144387 09	-13828 21	0 00	ST		C
6490 0000 AMERICAN INTERNATIONAL GROUP - 026874784 - MINOR = 396									
SOLD		01/30/2015	319642 91						
ACQ	870 0000	11/14/2014	42848 90	46692 65	-3843 75	0 00	ST		C
	3915 0000	11/17/2014	192820 03	211407 58	-18587 55	0 00	ST		C
	1705 0000	01/14/2015	83973 98	87120 87	-3146 89	0 00	ST		C
384 0000 AMERICAN TOWER CORP - 03027X100 - MINOR = 398									
SOLD		02/20/2015	36748.16						
ACQ	384 0000	05/31/2012	36748 16	24933 12	11815 04	0 00	LT	Y	F
1597 0000 ANADARKO PETROLEUM CORP - 032511107 - MINOR = 396									
SOLD		02/20/2015	136170 63						
ACQ	321 0000	04/28/2011	27370 55	25172.34	2198 21	0 00	LT		F
	572.0000	12/07/2011	48772 45	45850 38	2922 07	0 00	LT		F
	345.0000	12/16/2011	29416.95	25429 95	3987 00	0 00	LT		F
	359.0000	11/09/2012	30610 68	25291 55	5319 13	0 00	LT		F
915 0000 ANHEUSER-BUSCH INBEV-SPN ADR - 03524A108 - MINOR = 217									
SOLD		08/21/2015	100300 45						
ACQ	915.0000	08/07/2013	100300 45	90337.86	9962 59	0 00	LT		F
1969 0000 ANNALY CAPITAL MGMT 7.5% - 035710805 - MINOR = 342									
SOLD		01/21/2015	49223 91						
ACQ	585 0000	11/14/2014	14624 68	14569 88	54.80	0 00	ST		C
	1384 0000	11/19/2014	34599 23	34516 96	82 27	0 00	ST		C
380 0000 ANSYS INC - 03662Q105 - MINOR = 17									
SOLD		02/20/2015	32861 79						
ACQ	380 0000	06/28/2011	32861.79	20702 40	12159 39	0 00	LT	Y	F
2352 0000 ASTRAZENECA PLC-SPONS ADR - 046353108 - MINOR = 217									
SOLD		08/21/2015	74712 36						
ACQ	1176 0000	08/07/2013	37356 18	29680 18	7676 01	0 00	LT		F
	1176 0000	08/07/2013	37356 18	29680 18	7676.01	0 00	LT		F
625 0000 ASTRONICS CORP - 046433108 - MINOR = 396									
SOLD		08/21/2015	33099 39						
ACQ	625 0000	08/07/2013	33099 39	15866 60	17232 79	0 00	LT		F
568 0000 AUTOLIV INC - 052800109 - MINOR = 396									
SOLD		08/21/2015	56386 40						
ACQ	568 0000	08/07/2013	56386 40	46722 54	9663 86	0 00	LT		F
18730 0000 BANK OF AMERICA CORP - 060505104 - MINOR = 396									
SOLD		01/30/2015	285955 40						
ACQ	5493 0000	11/17/2014	83862 95	94188 50	-10325 55	0 00	ST		C
	3600.0000	11/14/2014	54962 06	61974 00	-7011 94	0 00	ST		C
	9637 0000	11/09/2012	147130 39	91985 17	55145 22	0 00	LT		F
264 0000 CR BARD INC - 067383109 - MINOR = 396									
SOLD		08/21/2015	50822 76						
ACQ	264 0000	11/09/2012	50822 76	25240 04	25582 72	0 00	LT		F
250000 0000 BERKSHIRE HATHAWAY FIN 4 8500% 01/15/15 - 084664AT8 - MINOR = 11									
SOLD		01/15/2015	250000 00						
ACQ	250000 0000	01/11/2005	250000 00	250225 78	-225 78	0 00	LT	Y	F
1905 0000 BERKSHIRE HATHAWAY INC-CL B - 084670702 - MINOR = 396									
SOLD		01/30/2015	276836 29						
ACQ	350 0000	11/14/2014	50862 31	51050 97	-188 66	0 00	ST		C
	1555 0000	11/17/2014	225973 98	225718 00	255 98	0 00	ST		C
205 0000 C & F FINANCIAL CORP - 12466Q104 - MINOR = 396									
SOLD		01/14/2015	7779 99						
ACQ	205 0000	11/14/2014	7779 99	7667 00	112 99	0 00	ST		C
55 0000 C & F FINANCIAL CORP - 12466Q104 - MINOR = 396									
SOLD		01/15/2015	2064 01						
ACQ	55 0000	11/14/2014	2064 01	2057 00	7 01	0 00	ST		C
55 0000 C & F FINANCIAL CORP - 12466Q104 - MINOR = 396									
SOLD		01/16/2015	2062 32						
ACQ	55 0000	11/14/2014	2062 32	2057 00	5 32	0 00	ST		C
330 0000 C & F FINANCIAL CORP - 12466Q104 - MINOR = 396									
SOLD		01/20/2015	12247 02						
ACQ	250 0000	11/17/2014	9278 05	9400 00	-121 95	0 00	ST		C
	80 0000	11/14/2014	2968 97	2992 00	-23 03	0 00	ST		C

TAX PREPARER
TRUST ADMINISTRATOR 2770438
INVESTMENT OFFICER 2770438

LEGEND F - FEDERAL S - STATE I - INHERITED
E - EXEMPT FROM STATE U - ACQ COST UNKNOWN

PROPERTY DESCRIPTION	SHARES	DATE	SALES PRICE	COST BASIS	GAIN/LOSS	MARKET DISCOUNT	TERM	NC
120 0000 C & F FINANCIAL CORP - 12466Q104 - MINOR = 396								
SOLD		01/22/2015	4445 52					
ACQ	120 0000	11/17/2014	4445 52	4512 00	-66 48	0 00	ST	C
200 0000 C & F FINANCIAL CORP - 12466Q104 - MINOR = 396								
SOLD		01/23/2015	7376 32					
ACQ	200.0000	11/17/2014	7376 32	7520 00	-143 68	0 00	ST	C
100 0000 C & F FINANCIAL CORP - 12466Q104 - MINOR = 396								
SOLD		01/26/2015	3647 21					
ACQ	100 0000	11/17/2014	3647 21	3760 00	-112.79	0 00	ST	C
1000 0000 C & F FINANCIAL CORP - 12466Q104 - MINOR = 396								
SOLD		02/17/2015	34999 36					
ACQ	1000 0000	11/17/2014	34999 36	37600 00	-2600 64	0 00	ST	C
50 0000 C & F FINANCIAL CORP - 12466Q104 - MINOR = 396								
SOLD		02/17/2015	1757.99					
ACQ	50 0000	11/17/2014	1757.99	1880 00	-122 01	0 00	ST	C
1085 0000 CBRE GROUP INC - A - 12504L109 - MINOR = 398								
SOLD		08/21/2015	38288.94					
ACQ	1085 0000	08/07/2013	38288.94	25052 54	13236 40	0 00	LT	F
975 0000 CIGNA CORP - 125509109 - MINOR = 396								
SOLD		01/30/2015	105056.66					
ACQ	175 0000	11/14/2014	18856 32	17858 73	997 59	0 00	ST	C
	800 0000	11/17/2014	86200 34	82435.62	3764 72	0 00	ST	C
1109 0000 CSX CORP - 126408103 - MINOR = 396								
SOLD		08/21/2015	30508 02					
ACQ	1109 0000	08/07/2013	30508 02	28134 78	2373 24	0 00	LT	F
683 0000 CABOT MICROELECTRONICS CORP - 12709P103 - MINOR = 396								
SOLD		08/21/2015	30263 24					
ACQ	683 0000	08/07/2013	30263 24	25007.84	5255 40	0 00	LT	F
990 0000 CAL-MAINE FOODS INC - 128030202 - MINOR = 17								
SOLD		02/20/2015	36183 93					
ACQ	990 0000	08/07/2013	36183 93	24928 20	11255 73	0 00	LT	Y F
237 0000 CALIFORNIA RESOURCES CORP - 13057Q107 - MINOR = 396								
SOLD		02/20/2015	1722 98					
ACQ	237 0000	11/11/2011	1722.98	1380 92	342 06	0 00	LT	F
435.0000 CAMDEN PROPERTY TRUST - 133131102 - MINOR = 17								
SOLD		02/20/2015	32679 59					
ACQ	435 0000	12/07/2011	32679.59	24814 40	7865 19	0 00	LT	Y F
1827 0000 CAMERON INTERNATIONAL CORP - 13342B105 - MINOR = 396								
SOLD		08/21/2015	81423 39					
ACQ	740 0000	12/16/2012	32979 37	35285 72	-2306 35	0 00	LT	F
	539 0000	05/31/2012	24021 46	24560 61	-539 15	0 00	LT	F
	548 0000	06/28/2011	24422 56	25783 13	-1360 57	0 00	LT	F
1590 0000 CHEVRON CORP - 166764100 - MINOR = 396								
SOLD		04/01/2015	166304 29					
ACQ	1590 0000	11/11/2011	166304 29	85401 80	80902 49	0 00	LT	Y F
632 0000 CHURCH & DWIGHT CO INC - 171340102 - MINOR = 396								
SOLD		08/21/2015	55141.23					
ACQ	632 0000	04/20/2011	55141 23	25273 52	29867 71	0 00	LT	F
1245 0000 CINEMARK HOLDINGS INC - 17243V102 - MINOR = 396								
SOLD		08/21/2015	46376 66					
ACQ	1245 0000	06/28/2012	46376.66	27385 02	18991 64	0 00	LT	F
600 0000 CINTAS CORP - 172908105 - MINOR = 396								
SOLD		08/21/2015	51221 11					
ACQ	600 0000	08/07/2013	51221 11	29063 10	22158 01	0 00	LT	F
2510 0000 CITIGROUP INC - 172967424 - MINOR = 396								
SOLD		02/20/2015	127907 24					
ACQ	9000	04/20/2011	45 86	42 47	3 39	0 00	LT	F
	1542 0000	12/07/2011	78578 87	44717 85	33861 02	0 00	LT	F
	967 0000	05/31/2012	49277 41	25496 31	23781 10	0 00	LT	F
	1000	04/20/2011	5 10	4 60	0 50	0 00	LT	F
5655 0000 GUGGENHEIM BULLETSHARES 2015 - 18383M423 - MINOR = 157								
SOLD		12/31/2015	145565 75					
ACQ	5655 0000	05/22/2014	145565 75	152836 48	-7270 73	0 00	LT	F
11120 0000 CLIFFS NATURAL RESOURCES INC - 18683K101 - MINOR = 396								
SOLD		01/30/2015	68440 33					
ACQ	11120 0000	11/21/2014	68440 33	107748 42	-39308 09	0 00	ST	C
2205 0000 COMCAST CORP-CLASS A - 20030N101 - MINOR = 396								
SOLD		01/30/2015	117594 61					
ACQ	1800 0000	11/17/2014	95995 60	97596 43	-1600 83	0 00	ST	C
	405 0000	11/14/2014	21599 01	21821 36	-222 35	0 00	ST	C
645 0000 COMERICA INC - 200340107 - MINOR = 17								
SOLD		02/20/2015	29189 07					
ACQ	645 0000	08/07/2013	29189 07	27469 91	1719 16	0 00	LT	Y F
282 0000 CUMMINS INC - 231021106 - MINOR = 396								
SOLD		08/21/2015	34059 35					
ACQ	282 0000	08/07/2013	34059 35	34338 86	-279 51	0 00	LT	F
1805 0000 DELTA AIR LINES INC - 247361702 - MINOR = 396								
SOLD		01/30/2015	86052 55					
ACQ	1475 0000	11/17/2014	70319 95	64560 30	5759 65	0 00	ST	C
	330 0000	11/14/2014	15732 60	14443 84	1288 76	0 00	ST	C
593 0000 DIAGEO PLC-SPONSORED ADR - 25243Q205 - MINOR = 217								
SOLD		02/20/2015	68763 07					
ACQ	328 0000	06/28/2011	38034 21	26559 11	11475 10	0 00	LT	F
	265 0000	05/31/2012	30728 86	25280 21	5448 65	0 00	LT	F

TAX PREPARER.
TRUST ADMINISTRATOR 2770438
INVESTMENT OFFICER 2770438

LEGEND F - FEDERAL S - STATE I - INHERITED
E - EXEMPT FROM STATE U - ACQ COST UNKNOWN

PROPERTY DESCRIPTION	SHARES	DATE	SALES PRICE	COST BASIS	GAIN/LOSS	MARKET DISCOUNT	TERM	NC
6575 3420 DOUBLELINE TOTL RET BND-I - 258620103 - MINOR = 225								
SOLD		03/06/2015	72000.00					
ACQ	6575 3420	05/22/2014	72000 00	72394 52	-394 52	0 00	ST	C
691 0000 DOVER CORP - 260003108 - MINOR = 396								
SOLD		02/20/2015	51285 14					
ACQ	691 0000	11/11/2011	51285 14	20088 93	31196 21	0 00	LT	Y F
1290 0000 EOG RESOURCES INC - 26875P101 - MINOR = 396								
SOLD		01/30/2015	114948 97					
ACQ	1290 0000	12/17/2014	114948 97	117757 91	-2808 94	0 00	ST	C
1097.0000 EATON VANCE CORP - 278265103 - MINOR = 396								
SOLD		08/21/2015	39923 09					
ACQ	1097 0000	12/16/2011	39923 09	25416 50	14506 59	0 00	LT	F
703 0000 EMERSON ELECTRIC CO - 291011104 - MINOR = 396								
SOLD		08/21/2015	33940 28					
ACQ	703 0000	06/28/2012	33940 28	31086 66	2853 62	0 00	LT	F
488 0000 EQUIFAX INC - 294429105 - MINOR = 396								
SOLD		08/21/2015	48806 16					
ACQ	488 0000	08/07/2013	48806.16	31782 22	17023.94	0 00	LT	F
12.0000 EQUINIX INC - 29444U700 - MINOR = 17								
SOLD		02/20/2015	2821.74					
ACQ	12 0000	12/07/2011	2821 74	1187 40	1634.34	0 00	LT	F
1582 0000 EXPRESS SCRIPTS HOLDING CO - 30219G108 - MINOR = 396								
SOLD		08/21/2015	135019 39					
ACQ	512.0000	01/12/2012	43697.81	24775 42	18922 39	0 00	LT	F
	613 0000	04/20/2011	52317 88	34280 12	18037.76	0.00	LT	F
	457.0000	11/09/2012	39003.70	24947 63	14056 07	0.00	LT	F
35000 0000 FREDDIE MAC 5 625% 23 NOV 2035 - 3128X4UZ2 - MINOR = 366								
SOLD		11/23/2015	35000 00					
ACQ	35000 0000	05/12/2014	35000 00	35000 00	0 00	0.00	LT	F
75000.0000 FEDERAL HOME LOAN BANK 1 1250% 07/30/19 - 3130A2MN3 - MINOR = 9								
SOLD		01/30/2015	75000.00					
ACQ	75000 0000	07/15/2014	75000 00	75000 00	0 00	0.00	ST	Y C
18055.5700 FEDERAL HOME LOAN BANK 2 1% 30 MAR 2020 - 3130A4K84 - MINOR = 366								
SOLD		06/30/2015	18055 57					
ACQ	18055 5700	03/10/2015	18055 57	18077 82	-22 25	0.00	ST	C
46944 4300 FEDERAL HOME LOAN BANK 2 1% 30 MAR 2020 - 3130A4K84 - MINOR = 366								
SOLD		09/30/2015	46944 43					
ACQ	46944 4300	03/10/2015	46944 43	46999 17	-54 74	0 00	ST	C
75000 0000 FEDERAL FARM CREDIT BANK 2.3900% 08/20/20 - 3133EDLZ3 - MINOR = 9								
SOLD		01/22/2015	75000 00					
ACQ	75000 0000	07/16/2014	75000 00	75000 00	0.00	0 00	ST	Y C
50000 0000 FEDERAL FARM CREDIT BANK 1 89% 19 SEP 2019 - 3133EETZ3 - MINOR = 366								
SOLD		08/10/2015	50000 00					
ACQ	50000 0000	03/25/2015	50000 00	50069 14	-69 14	0.00	ST	C
50000.0000 FEDERAL FARM CREDIT BANK 1 89% 19 SEP 2019 - 3133EETZ3 - MINOR = 366								
SOLD		08/10/2015	0 00					
ACQ	50000 0000		0 00	0 00	0 00	0.00	LT	Y F
50000.0000 FEDERAL FARM CREDIT BANK 1 89% 19 SEP 2019 - 3133EETZ3 - MINOR = 366								
SOLD		08/10/2015	50000 00					
ACQ	50000 0000	03/25/2015	50000 00	50000 00	0 00	0 00	ST	C
250000 0000 FREDDIE MAC 4 375% 17 JUL 2015 - 3134A4VC5 - MINOR = 366								
SOLD		07/17/2015	250000 00					
ACQ	250000 0000	07/14/2005	250000 00	249885 31	114 69	7315.18	LT	Y F
75000 0000 FREDDIE MAC 1% 17 JUN 2019 - 3134G56S9 - MINOR = 319								
SOLD		09/17/2015	75000.00					
ACQ	75000 0000	06/09/2014	75000 00	74862 15	137 85	0 00	LT	F
50000 0000 FREDDIE MAC 1 9% 30 JUL 2020 - 3134G7FX4 - MINOR = 366								
SOLD		10/30/2015	50000 00					
ACQ	50000 0000	08/12/2015	50000 00	50033 82	-33 82	0 00	ST	C
78000.0000 FEDERAL NATIONAL MTG ASSN 3 0000% 03/27/28 - 3136G1GT0 - MINOR = 9								
SOLD		03/27/2015	78000 00					
ACQ	78000 0000	07/11/2014	78000 00	77847 53	152 47	0.00	ST	Y C
81000.0000 FANNIE MAE 2% 25 SEP 2024 - 3136G26L6 - MINOR = 366								
SOLD		09/25/2015	81000 00					
ACQ	81000 0000	09/11/2014	81000 00	80960 05	39 95	0.00	LT	F
2030 0000 FIFTH THIRD BANCORP - 316773100 - MINOR = 396								
SOLD		08/21/2015	40558 65					
ACQ	2030 0000	12/07/2011	40558 65	24603 40	15955 25	0 00	LT	F
913 0000 FLUOR CORP - 343412102 - MINOR = 396								
SOLD		08/21/2015	41322 52					
ACQ	913 0000	06/28/2012	41322 52	43498 70	-2176 18	0.00	LT	F
1575 0000 FLOWSERVE CORP - 34354P105 - MINOR = 396								
SOLD		08/21/2015	71260 68					
ACQ	1575 0000	11/11/2011	71260 68	55367 66	15893 02	0 00	LT	F
9990 FOUR CORNERS PROPERTY TRUST - 35086T109 - MINOR = 398								
SOLD		11/20/2015	19 99					
ACQ	9990	02/02/2015	19 99	19 42	0 57	0 00	ST	C
957 0000 FOUR CORNERS PROPERTY TRUST - 35086T109 - MINOR = 398								
SOLD		11/20/2015	18857 34					
ACQ	864 0000	02/02/2015	17024 81	16796 52	228 29	0.00	ST	C
	17 3335	08/24/2015	341 55	387 08	-45 53	0 00	ST	C
	23 6666	09/14/2015	466 34	542 39	-76 05	0 00	ST	C
	3 3333	04/01/2015	65 68	73 37	-7 69	0 00	ST	C
	48 6666	08/28/2015	958 96	1090 13	-131 17	0 00	ST	C

TAX PREPARER
TRUST ADMINISTRATOR. 2770438
INVESTMENT OFFICER 2770438

LEGEND F - FEDERAL S - STATE I - INHERITED
E - EXEMPT FROM STATE U - ACQ COST UNKNOWN

PROPERTY DESCRIPTION	SHARES	DATE	SALES PRICE	COST BASIS	GAIN/LOSS	MARKET DISCOUNT	TERM	NC
12504 0000 FREEPORT-MCMORAN INC - 35671D857 - MINOR = 396								
SOLD		09/03/2015	124927 65					
ACQ	6595.0000	02/02/2015	65890 74	114144 94	-48254 20	0 00	ST	C
	35.0000	04/01/2015	349 69	661 15	-311 46	0 00	ST	C
	5874.0000	08/28/2015	58687 22	66611 16	-7923 94	0 00	ST	C
534 0000 GATX CORPORATION - 361448103 - MINOR = 17								
SOLD		02/20/2015	31927 32					
ACQ	534 0000	08/07/2013	31927 32	24595 40	7331 92	0.00	LT	Y F
9 0000 GATX CORPORATION - 361448103 - MINOR = 17								
SOLD		04/01/2015	523 79					
ACQ	9.0000	08/07/2013	523 79	414 53	109 26	0 00	LT	F
974 0000 GENERAL DYNAMICS CORP - 369550108 - MINOR = 396								
SOLD		04/08/2015	131489 03					
ACQ	749 0000	08/07/2013	101114 25	65296 85	35817 40	0 00	LT	F
	225 0000	02/02/2015	30374 78	30238 79	135 99	0.00	ST	C
475 0000 GENERAL ELECTRIC CO - 369604103 - MINOR = 396								
SOLD		08/21/2015	11817 78					
ACQ	475 0000	11/11/2011	11817 78	4385 13	7432.65	0 00	LT	F
6850 0000 GENERAL MOTORS CO - 37045V100 - MINOR = 396								
SOLD		01/30/2015	225081 14					
ACQ	1255.0000	11/14/2014	41237 49	39843 60	1393 89	0 00	ST	C
	5595.0000	11/17/2014	183843 65	181781 09	2062 56	0 00	ST	C
915 0000 GILEAD SCIENCES INC - 375558103 - MINOR = 396								
SOLD		01/30/2015	96367 31					
ACQ	915 0000	06/02/2014	96367 31	74421 07	21946 24	0.00	ST	C
61000 0000 GOLDMAN SACHS EURO STOXX 50 NOTE 02/19/15 - 38141GNS9 - MINOR = 73								
SOLD		02/19/2015	87220 06					
ACQ	61000.0000	05/09/2014	87220 06	78995 00	8225 06	0 00	ST	Y C
1250 0000 HCA HOLDINGS INC - 40412C101 - MINOR = 396								
SOLD		01/30/2015	88559 81					
ACQ	225 0000	11/14/2014	15940 77	14179 34	1761 43	0.00	ST	C
	1025 0000	11/17/2014	72619 04	67196 85	5422.19	0 00	ST	C
2186 0000 HAIN CELESTIAL GROUP INC - 405217100 - MINOR = 396								
SOLD		02/20/2015	134168.95					
ACQ	2186 0000	08/07/2013	134168.95	80920 15	53248 80	0 00	LT	Y F
1213 0000 HASBRO INC - 418056107 - MINOR = 17								
SOLD		02/20/2015	74235 69					
ACQ	672 0000	11/09/2012	41126 45	25250 06	15876 39	0.00	LT	F
	541 0000	08/07/2013	33109 24	24960 28	8148 96	0.00	LT	F
610 0000 JACK HENRY & ASSOCIATES INC - 426281101 - MINOR = 396								
SOLD		08/21/2015	42009 98					
ACQ	610.0000	08/07/2013	42009 98	30511 59	11498 39	0 00	LT	F
6453 0000 HEWLETT PACKARD ENTERPRIS - 42824C109 - MINOR = 396								
SOLD		11/03/2015	89579.53					
ACQ	4595 0000	02/02/2015	63787 06	87229 15	-23442 09	0 00	ST	C
	1828 0000	08/28/2015	25376 01	26552 56	-1176.55	0.00	ST	C
	30 0000	04/01/2015	416 46	492 87	-76 41	0.00	ST	C
1023 0000 HEXCEL CORP - 428291108 - MINOR = 396								
SOLD		08/21/2015	51399 34					
ACQ	1023 0000	12/07/2011	51399 34	24803 66	26595 68	0 00	LT	F
282 0000 HUBBELL INC CL B - 443510201 - MINOR = 396								
SOLD		02/20/2015	32136 15					
ACQ	282 0000	08/07/2013	32136 15	30450 36	1685 79	0 00	LT	Y F
640 0000 IDEXX LABORATORIES INC - 45168D104 - MINOR = 396								
SOLD		08/21/2015	47563 98					
ACQ	320 0000	04/20/2011	23781 99	12711 91	11070 08	0 00	LT	F
	320 0000	04/20/2011	23781 99	12711 91	11070 08	0 00	LT	F
17830 0000 INTEGRATED DEVICE TECH INC - 458118106 - MINOR = 396								
SOLD		02/04/2015	351924 31					
ACQ	14525.0000	11/17/2014	286691 00	251568 99	35122 01	0 00	ST	C
	3305 0000	11/14/2014	65233 31	58660 05	6573 26	0.00	ST	C
375 0000 INTL BUSINESS MACHINES CORP - 459200101 - MINOR = 396								
SOLD		08/21/2015	56267 75					
ACQ	375 0000	11/11/2011	56267 75	36603 76	19663 99	0 00	LT	F
445 0000 INTUIT INC - 461202103 - MINOR = 396								
SOLD		02/20/2015	42785 52					
ACQ	445 0000	05/31/2012	42785 52	25066.85	17718 67	0 00	LT	Y F
650 0000 J & J SNACK FOODS CORP - 466032109 - MINOR = 17								
SOLD		02/20/2015	64790 87					
ACQ	650 0000	08/07/2013	64790 87	52770 25	12020.62	0 00	LT	Y F
985 0000 JARDEN CORPORATION - 471109108 - MINOR = 17								
SOLD		02/20/2015	51617 37					
ACQ	985 0000	08/07/2013	51617 37	30639 15	20978 22	0 00	LT	F
122 0000 JOHNSON & JOHNSON - 478160104 - MINOR = 396								
SOLD		08/21/2015	11819 15					
ACQ	122 0000	04/20/2011	11819 15	7864 88	3954 27	0 00	LT	F
904 0000 JOY GLOBAL INC. - 481165108 - MINOR = 17								
SOLD		02/20/2015	40120 14					
ACQ	513 0000	08/07/2013	22767 29	24848 95	-2081 66	0 00	LT	F
	391 0000	11/11/2011	17352 85	17554 49	-201.64	0 00	LT	F
651 0000 LINCOLN NATIONAL CORP - 534187109 - MINOR = 396								
SOLD		08/21/2015	33408 77					
ACQ	651 0000	08/07/2013	33408 77	28090 65	5318 12	0 00	LT	F

TAX PREPARER
TRUST ADMINISTRATOR 2770438
INVESTMENT OFFICER 2770438

LEGEND F - FEDERAL S - STATE I - INHERITED
E - EXEMPT FROM STATE U - ACQ COST UNKNOWN

PROPERTY DESCRIPTION	SHARES	DATE	SALES PRICE	COST BASIS	GAIN/LOSS	MARKET DISCOUNT	TERM	NC
17783 6920 LORD ABBETT SHRT DUR INC-I - 543916688 - MINOR = 225								
SOLD		11/05/2015	77536 90					
ACQ	7671.3330	05/22/2015	33447 01	34981 28	-1534 27	0 00	ST	C
	10112 3590	03/06/2015	44089 89	45000 00	-910 11	0 00	ST	C
2875 0000 MACY'S INC - 55616P104 - MINOR = 396								
SOLD		01/30/2015	184549 64					
ACQ	535 0000	11/14/2014	34342 28	33223 45	1118 83	0 00	ST	C
	2340 0000	11/17/2014	150207 36	144030.69	6176 67	0 00	ST	C
25 0000 MAGNUM HUNTER RESOURCES 8% - 55973B300 - MINOR = 342								
SOLD		01/14/2015	752 31					
ACQ	25 0000	11/20/2014	752 31	1102 39	-350 08	0 00	ST	C
305 0000 MAGNUM HUNTER RESOURCES 8% - 55973B300 - MINOR = 342								
SOLD		01/22/2015	6727 75					
ACQ	305.0000	11/20/2014	6727 75	13449 22	-6721 47	0.00	ST	C
345 0000 MAGNUM HUNTER RESOURCES 8% - 55973B300 - MINOR = 342								
SOLD		01/23/2015	9400 08					
ACQ	345 0000	11/20/2014	9400 08	15213 05	-5812 97	0.00	ST	C
2515 0000 MAGNUM HUNTER RESOURCES 8% - 55973B300 - MINOR = 342								
SOLD		02/04/2015	86671 77					
ACQ	665 0000	11/21/2014	22917 19	29511.44	-6594 25	0 00	ST	C
	280 0000	11/24/2014	9649 34	12433 65	-2784 31	0 00	ST	C
	770 0000	11/20/2014	26535 69	33953 77	-7418 08	0 00	ST	C
	650 0000	11/25/2014	22400 26	28872 55	-6472 29	0 00	ST	C
	150 0000	11/26/2014	5169 29	6526 50	-1357 21	0 00	ST	C
1660 0000 MAXIM INTEGRATED PRODUCTS - 57772K101 - MINOR = 396								
SOLD		08/21/2015	52737 22					
ACQ	1660 0000	06/28/2012	52737 22	40969 80	11767 42	0 00	LT	F
517 0000 MCDONALD'S CORP - 580135101 - MINOR = 396								
SOLD		08/21/2015	50463 49					
ACQ	517.0000	04/20/2011	50463 49	40165 73	10297 76	0 00	LT	F
250000 0000 MERCK SHARP & DOHME CORP 4 7500% 03/01/15 - 589331AK3 - MINOR = 11								
SOLD		03/01/2015	250000 00					
ACQ	250000 0000	02/17/2005	250000 00	259570.12	-9570 12	0 00	LT	Y F
210 0000 MERCK & CO INC - 58933Y105 - MINOR = 396								
SOLD		08/21/2015	11879 50					
ACQ	210 0000	02/04/2010	11879 50	7910 60	3968 90	0 00	LT	Y F
269 0000 MICROSOFT CORP - 594918104 - MINOR = 396								
SOLD		08/21/2015	11811 60					
ACQ	269 0000	11/11/2011	11811.60	5179 66	6631 94	0 00	LT	F
2127 0000 MONDELEZ INTERNATIONAL INC-A - 609207105 - MINOR = 396								
SOLD		02/20/2015	78315 75					
ACQ	2127.0000	04/20/2011	78315 75	46277 81	32037 94	0 00	LT	Y F
981 0000 MONSANTO CO - 61166W101 - MINOR = 396								
SOLD		08/21/2015	96296 12					
ACQ	390 0000	11/09/2012	38282 86	33840.30	4442 56	0.00	LT	F
	591 0000	08/07/2013	58013 26	56286 25	1727 01	0 00	LT	F
24000 0000 MORGAN STANLEY 4 1000% 01/26/15 - 61747YCL7 - MINOR = 11								
SOLD		01/26/2015	24000.00					
ACQ	24000 0000	05/12/2014	24000 00	24605 04	-605 04	0 00	ST	Y C
132.0000 MURPHY USA INC - 626755102 - MINOR = 396								
SOLD		08/21/2015	6656 63					
ACQ	132 0000	05/31/2012	6656 63	3423 21	3233 42	0 00	LT	F
2946 0000 MYLAN LABORATORIES - 628530107 - MINOR = 17								
SOLD		01/30/2015	157166 50					
ACQ	1495 0000	11/17/2014	79756 93	83073 31	-3316.38	0 00	ST	C
	330 0000	11/14/2014	17605 21	17826.57	-221 36	0 00	ST	C
	1121 0000	01/12/2012	59804 36	24726 79	35077 57	0 00	LT	F
22956 8410 NUVEEN INVT FDS INC GLOB INFRAST I - 670690510 - MINOR = 225								
SOLD		04/01/2015	250000 00					
ACQ	22956 8410	08/16/2011	250000 00	200413 22	49586 78	0 00	LT	Y F
36900 3690 NUVEEN INVT FDS INC GLOB INFRAST I - 670690510 - MINOR = 225								
SOLD		07/16/2015	400000 00					
ACQ	36900 3690	08/16/2011	400000 00	322140 22	77859 78	0 00	LT	Y F
223 0000 O'REILLY AUTOMOTIVE INC - 67103H107 - MINOR = 396								
SOLD		08/21/2015	53626 07					
ACQ	223.0000	08/07/2013	53626 07	28029 36	25596 71	0 00	LT	F
559 0000 OLD DOMINION FREIGHT LINE - 679580100 - MINOR = 396								
SOLD		08/21/2015	38203 87					
ACQ	559 0000	08/07/2013	38203 87	24736 25	13467 62	0 00	LT	F
610 0000 ONEOK INC - 682680103 - MINOR = 396								
SOLD		02/20/2015	28913 46					
ACQ	610 0000	04/20/2011	28913 46	17641 30	11272 16	0 00	LT	Y F
71 0000 PNC FINANCIAL SERVICES GROUP - 693475105 - MINOR = 396								
SOLD		08/21/2015	6641 22					
ACQ	71 0000	11/11/2011	6641 22	2884 68	3756 54	0 00	LT	F
848 0000 PPL CORP - 69351T106 - MINOR = 396								
SOLD		08/21/2015	28085 32					
ACQ	848 0000	08/21/2012	28085 32	23262 82	4822 50	0 00	LT	Y F
3155 0000 PAYPAL HOLDINGS INC - 70450Y103 - MINOR = 396								
SOLD		07/21/2015	128176 46					
ACQ	15 0000	04/01/2015	609 40	509 12	100 28	0 00	ST	C
	1305 0000	02/02/2015	53017 52	41444 12	11573 40	0 00	ST	C
	1835 0000	11/11/2011	74549 54	20336 97	54212 57	0 00	LT	F

TAX PREPARER
TRUST ADMINISTRATOR 2770438
INVESTMENT OFFICER 2770438

LEGEND F - FEDERAL S - STATE I - INHERITED
E - EXEMPT FROM STATE U - ACQ COST UNKNOWN

PROPERTY DESCRIPTION	SHARES	DATE	SALES PRICE	COST BASIS	GAIN/LOSS	MARKET DISCOUNT	TERM	NC
349 0000 PFIZER INC - 717081103 - MINOR = 396								
SOLD		08/21/2015	11862 65					
ACQ	349 0000	11/11/2011	11862 65	4734 08	7128 57	0 00	LT	F
4394 1570 PIMCO INVESTMENT GRD CORP-IN - 722005816 - MINOR = 225								
SOLD		04/10/2015	47544.78					
ACQ	4394 1570	05/22/2014	47544 78	46709 89	834 89	0.00	ST	C
547 0000 PIONEER NATURAL RESOURCES CO - 723787107 - MINOR = 17								
SOLD		02/20/2015	86572 15					
ACQ	245 0000	11/09/2012	38775 46	25715 20	13060 26	0 00	LT	F
	302 0000	12/16/2011	47796 69	25600 00	22196 69	0 00	LT	F
702 0000 POLARIS INDUSTRIES INC - 731068102 - MINOR = 396								
SOLD		08/21/2015	90800 90					
ACQ	702.0000	08/07/2013	90800 90	80242 18	10558 72	0 00	LT	F
1265.0000 PROGRESSIVE CORP - 743315103 - MINOR = 396								
SOLD		08/21/2015	38115 74					
ACQ	1265.0000	08/21/2012	38115 74	25324 79	12790 95	0.00	LT	F
2950 0000 PROSHARES SHORT 20+ YEAR TREASURY - 74347X849 - MINOR = 63								
SOLD		02/19/2015	73129 15					
ACQ	345 0000	10/31/2014	8552 39	9318 42	-766 03	0 00	ST	C
	2605 0000	05/22/2014	64576 76	76507.58	-11930 82	0 00	ST	C
470 0000 PURE CYCLE CORP - 746228303 - MINOR = 396								
SOLD		01/15/2015	1933 72					
ACQ	470 0000	06/02/2014	1933 72	2696 58	-762 86	0 00	ST	C
49676 0000 PURE CYCLE CORP - 746228303 - MINOR = 396								
SOLD		02/11/2015	218267 33					
ACQ	18005 0000	06/02/2014	79110 70	103302 06	-24191 36	0 00	ST	C
	5294 0000	11/19/2014	23260 88	28217.94	-4957 06	0 00	ST	C
	11.0000	11/21/2014	48 33	59 62	-11 29	0 00	ST	C
	1181 0000	11/17/2014	5189 10	6206 13	-1017 03	0 00	ST	C
	21655 0000	06/03/2014	95148 14	122997 81	-27849 67	0 00	ST	C
	3530.0000	11/14/2014	15510 18	17926 79	-2416 61	0 00	ST	C
7500 QORVO INC - 74736K101 - MINOR = 396								
SOLD		01/05/2015	48 56					
ACQ	7500	12/08/2014	48 56	46 75	1 81	0.00	ST	C
2550.0000 QORVO INC - 74736K101 - MINOR = 396								
SOLD		01/29/2015	190691 92					
ACQ	2550 0000	11/17/2014	190691 92	137890 90	52801 02	0 00	ST	C
2553 0000 QORVO INC - 74736K101 - MINOR = 396								
SOLD		01/30/2015	190058 99					
ACQ	127 5000	11/17/2014	9491 78	6894 54	2597 24	0 00	ST	C
	2425 5000	12/08/2014	180567 21	151181 41	29385 80	0 00	ST	C
4102 0000 QUALCOMM INC - 747525103 - MINOR = 396								
SOLD		01/30/2015	258022 00					
ACQ	1815 0000	11/17/2014	114166 24	128156 42	-13990 18	0 00	ST	C
	165 0000	08/21/2012	10378 75	10379 90	-1 15	0 00	LT	F
	1707 0000	11/09/2012	107372 88	106110 19	1262 69	0.00	LT	F
	415.0000	11/14/2014	26104 13	29452 51	-3348 38	0 00	ST	C
1306 0000 RAYMOND JAMES FINANCIAL INC - 754730109 - MINOR = 396								
SOLD		08/21/2015	70288 62					
ACQ	1306 0000	08/07/2013	70288 62	57633 65	12654 97	0 00	LT	F
2828.0000 REDWOOD TRUST, INC - 758075402 - MINOR = 17								
SOLD		02/20/2015	56054 16					
ACQ	2828 0000	11/09/2012	56054 16	43361 45	12692 71	0 00	LT	Y F
506 0000 REINSURANCE GROUP OF AMERICA - 759351604 - MINOR = 396								
SOLD		08/21/2015	47163 44					
ACQ	506 0000	12/16/2011	47163 44	25601.73	21561 71	0 00	LT	F
819 0000 ROYAL DUTCH SHELL-SPON ADR-A - 780259206 - MINOR = 217								
SOLD		02/20/2015	53616 89					
ACQ	382 0000	06/28/2012	25008 12	24891 08	117.04	0 00	LT	F
	437 0000	08/07/2013	28608 77	28081 40	527 37	0.00	LT	F
4505 0000 SPDR S&P 500 ETF TRUST - 78462F103 - MINOR = 157								
SOLD		01/30/2015	903631 21					
ACQ	325 0000	11/17/2014	65189 82	66469 00	-1279 18	0.00	ST	C
	3955 0000	05/30/2014	793309 98	762088 95	31221 03	0 00	ST	C
	160 0000	11/14/2014	32093 45	32657 60	-564 15	0.00	ST	C
	65 0000	12/03/2014	13037 96	13496 57	-458 61	0 00	ST	C
1107 0000 SCHLUMBERGER LTD - 806857108 - MINOR = 396								
SOLD		02/20/2015	95178 10					
ACQ	576 0000	04/20/2011	49523 56	50555 23	-1031 67	0.00	LT	F
	531 0000	11/09/2012	45654 54	36495 63	9158 91	0 00	LT	F
593 0000 SCOTTS MIRACLE-GRO CO - 810186106 - MINOR = 17								
SOLD		02/20/2015	38645 15					
ACQ	593 0000	11/09/2012	38645 15	24983 09	13662 06	0 00	LT	Y F
7324 9340 SCOUT INTERNATIONAL FUND - 81063U503 - MINOR = 225								
SOLD		04/01/2015	250000 00					
ACQ	7324 9340	04/17/2012	250000 00	228977 44	21022 56	0 00	LT	F
72002 4680 SCOUT INTERNATIONAL FUND - 81063U503 - MINOR = 225								
SOLD		08/21/2015	2209755 74					
ACQ	70916 9920	04/17/2012	2176442 48	2216865 17	-40422 69	0 00	LT	F
	1084 9980	11/09/2012	33298 59	33765 15	-466 56	0 00	LT	F
	4780	08/07/2013	14 67	16 84	-2 17	0 00	LT	F
355 0000 SIGMA-ALDRICH - 826552101 - MINOR = 396								
SOLD		08/21/2015	49528 68					
ACQ	355 0000	05/31/2012	49528 68	24578 28	24950 40	0 00	LT	F

TAX PREPARER:
TRUST ADMINISTRATOR 2770438
INVESTMENT OFFICER 2770438

LEGEND F - FEDERAL S - STATE I - INHERITED
E - EXEMPT FROM STATE U - ACQ COST UNKNOWN

PROPERTY DESCRIPTION	SHARES	DATE	SALES PRICE	COST BASIS	GAIN/LOSS	MARKET DISCOUNT	TERM	NC
401 0000 SIGNATURE BANK - 82669G104 - MINOR = 396								
SOLD		08/21/2015	54232 04					
ACQ	401 0000	01/12/2012	54232 04	24781 98	29450.06	0 00	LT	F
410.0000 SILICON MOTION TECHNOL-ADR - 82706C108 - MINOR = 217								
SOLD		01/14/2015	10025 34					
ACQ	410 0000	12/10/2014	10025 34	10024 99	0 35	0.00	ST	C
1675 0000 SILICON MOTION TECHNOL-ADR - 82706C108 - MINOR = 217								
SOLD		01/15/2015	40810 97					
ACQ	1675 0000	12/10/2014	40810 97	40955 76	-144 79	0.00	ST	C
350 0000 SILICON MOTION TECHNOL-ADR - 82706C108 - MINOR = 217								
SOLD		01/20/2015	8490 50					
ACQ	350 0000	12/10/2014	8490 50	8557 92	-67 42	0 00	ST	C
2515 0000 SILICON MOTION TECHNOL-ADR - 82706C108 - MINOR = 217								
SOLD		01/21/2015	65624 46					
ACQ	865 0000	12/12/2014	22570 64	21396 03	1174 61	0 00	ST	C
	1085 0000	12/11/2014	28311 15	27006 74	1304 41	0 00	ST	C
	565 0000	12/10/2014	14742 67	13814 93	927 74	0 00	ST	C
3380.0000 SILICON MOTION TECHNOL-ADR - 82706C108 - MINOR = 217								
SOLD		01/22/2015	87982.15					
ACQ	1360 0000	12/12/2014	35401 10	33640.01	1761 09	0 00	ST	C
	2020 0000	12/15/2014	52581.05	49565 95	3015.10	0 00	ST	C
4805 0000 SILICON MOTION TECHNOL-ADR - 82706C108 - MINOR = 217								
SOLD		01/23/2015	127443 07					
ACQ	1255 0000	12/15/2014	33286 38	30794 69	2491.69	0 00	ST	C
	1750 0000	12/19/2014	46415 27	42704 20	3711 07	0 00	ST	C
	1800 0000	12/16/2014	47741 42	41405 04	6336 38	0 00	ST	C
763 0000 SMITH (A.O) CORP - 831865209 - MINOR = 396								
SOLD		08/21/2015	50182 45					
ACQ	763 0000	08/07/2013	50182 45	31624 21	18558 24	0 00	LT	F
392 0000 SNAP-ON INC - 833034101 - MINOR = 396								
SOLD		08/21/2015	63616 54					
ACQ	392 0000	08/07/2013	63616 54	37489 74	26126.80	0 00	LT	F
1682 0000 SPECTRA ENERGY CORP - 847560109 - MINOR = 396								
SOLD		07/16/2015	52588 46					
ACQ	1682 0000	08/07/2013	52588 46	58634 35	-6045 89	0 00	LT	F
735 0000 STARWOOD HOTELS & RESORTS WORLDWIDE - 85590A401 - MINOR = 17								
SOLD		02/20/2015	58711 30					
ACQ	735 0000	08/07/2013	58711.30	49765 75	8945.55	0 00	LT	Y F
1405 0000 SUNTRUST BANKS INC - 867914103 - MINOR = 396								
SOLD		08/21/2015	57661 13					
ACQ	1405 0000	11/09/2012	57661 13	37640 93	20020 20	0 00	LT	F
9203 TALEN ENERGY CORP - 87422J105 - MINOR = 396								
SOLD		06/24/2015	18 07					
ACQ	9203	08/21/2012	18 07	15 67	2 40	0 00	LT	F
105 0000 TALEN ENERGY CORP - 87422J105 - MINOR = 396								
SOLD		08/21/2015	1586.00					
ACQ	105 0000	08/21/2012	1586 00	1788.31	-202 31	0 00	LT	F
575 0000 TERADATA CORP - 88076W103 - MINOR = 396								
SOLD		08/21/2015	17537 49					
ACQ	575 0000	02/12/2010	17537 49	16229 73	1307 76	0 00	LT	Y F
765.0000 TEXAS INSTRUMENTS INC - 882508104 - MINOR = 396								
SOLD		08/21/2015	35612 37					
ACQ	765 0000	02/12/2010	35612 37	18433 82	17178 55	0 00	LT	Y F
115 0000 THERMO FISHER SCIENTIFIC INC - 883556102 - MINOR = 396								
SOLD		01/30/2015	14445 98					
ACQ	115 0000	11/11/2011	14445 98	5133 03	9312.95	0 00	LT	F
3200.0000 TRIMBLE NAVIGATION LTD - 896239100 - MINOR = 396								
SOLD		07/16/2015	75338 11					
ACQ	3200 0000	08/07/2013	75338 11	85279 68	-9941 57	0 00	LT	F
230 0000 UNION PACIFIC CORP - 907818108 - MINOR = 396								
SOLD		02/02/2015	27173 91					
ACQ	230.0000	04/20/2011	27173 91	10972 51	16201 40	0.00	LT	F
765.0000 UNISYS CORP - 909214306 - MINOR = 396								
SOLD		01/15/2015	20411 59					
ACQ	765 0000	11/14/2014	20411 59	21126 85	-715.26	0 00	ST	C
765 0000 UNISYS CORP - 909214306 - MINOR = 396								
SOLD		01/16/2015	20304 11					
ACQ	310 0000	11/14/2014	8227 81	8561 21	-333 40	0 00	ST	C
	455 0000	11/17/2014	12076.30	12363 30	-287 00	0 00	ST	C
765 0000 UNISYS CORP - 909214306 - MINOR = 396								
SOLD		01/20/2015	20268.23					
ACQ	765 0000	11/17/2014	20268 23	20786 65	-518 42	0 00	ST	C
725 0000 UNISYS CORP - 909214306 - MINOR = 396								
SOLD		01/22/2015	19662 95					
ACQ	725 0000	11/17/2014	19662 95	19699 77	-36 82	0 00	ST	C
2690.0000 UNISYS CORP - 909214306 - MINOR = 396								
SOLD		02/04/2015	60669 99					
ACQ	2690 0000	11/17/2014	60669 99	73092 93	-12422 94	0 00	ST	C
858 0000 UNIT CORPORATION - 909218109 - MINOR = 17								
SOLD		02/20/2015	28634 02					
ACQ	858 0000	08/07/2013	28634 02	39709 87	-11075 85	0 00	LT	Y F
813.0000 UNITED RENTALS INC - 911363109 - MINOR = 396								
SOLD		08/21/2015	50543 35					
ACQ	813 0000	08/07/2013	50543.35	46054 42	4488 93	0 00	LT	F

TAX PREPARER:
TRUST ADMINISTRATOR 2770438
INVESTMENT OFFICER: 2770438

LEGEND. F - FEDERAL S - STATE I - INHERITED
E - EXEMPT FROM STATE U - ACQ COST UNKNOWN

PROPERTY DESCRIPTION	SHARES	DATE	SALES PRICE	COST BASIS	GAIN/LOSS	MARKET DISCOUNT	TERM	NC
150000 0000 U S TREASURY NOTE 25% 01/15/15 - 912828RZ5 - MINOR = 8								
SOLD		01/15/2015	150000 00					
ACQ	40000 0000	05/12/2014	40000 00	40046 80	-46 80	0 00	ST	Y C
	110000 0000	05/22/2014	110000 00	110133 20	-133 20	0 00	ST	Y C
2805.0000 VALERO ENERGY CORP - 91913Y100 - MINOR = 396								
SOLD		01/30/2015	149125 38					
ACQ	515 0000	11/14/2014	27379.53	25507 90	1871.63	0 00	ST	C
	2290 0000	11/17/2014	121745 85	114173 42	7572 43	0 00	ST	C
125 0000 VANGUARD CONSUMER DISCRE ETF - 92204A108 - MINOR = 157								
SOLD		04/23/2015	15444 84					
ACQ	125 0000	04/07/2015	15444 84	15419 91	24 93	0 00	ST	C
3000 0000 VANGUARD INDUSTRIALS ETF - 92204A603 - MINOR = 157								
SOLD		01/30/2015	308331 08					
ACQ	1805 0000	11/17/2014	185512 53	193580 46	-8067 93	0 00	ST	C
	405.0000	11/14/2014	41624 70	43411 51	-1786.81	0 00	ST	C
	790.0000	01/14/2015	81193 85	80919 64	274 21	0 00	ST	C
3160 0000 VERIZON COMMUNICATIONS INC - 92343V104 - MINOR = 396								
SOLD		01/30/2015	145419 67					
ACQ	1543 0000	06/28/2012	71007 14	67381 14	3626 00	0 00	LT	F
	581 0000	02/24/2014	26736 97	27940 68	-1203 71	0 00	ST	C
	850 0000	11/14/2014	39116 05	43776 95	-4660 90	0 00	ST	C
	186 0000	11/17/2014	8559 51	9572 36	-1012 85	0 00	ST	C
665 0000 WALGREENS BOOTS ALLIANCE INC - 931427108 - MINOR = 396								
SOLD		02/02/2015	49533 09					
ACQ	665 0000	11/09/2012	49533.09	21818 65	27714 44	0 00	LT	F
871 0000 WESTAR ENERGY INC - 95709T100 - MINOR = 396								
SOLD		02/20/2015	34316 59					
ACQ	871.0000	11/09/2012	34316 59	24867.05	9449 54	0 00	LT	F
275 0000 WHIRLPOOL CORP - 963320106 - MINOR = 396								
SOLD		04/01/2015	55085 77					
ACQ	275 0000	11/09/2012	55085 77	26479 75	28606 02	0 00	LT	F
3700 ACTAVIS PLC - G0083B108 - MINOR = 396								
SOLD		03/18/2015	116 62					
ACQ	3700	03/17/2015	116 62	112 85	3.77	0.00	ST	C
410 0000 ACCENTURE PLC-CL A - G1151C101 - MINOR = 396								
SOLD		08/21/2015	40221 81					
ACQ	410 0000	05/16/2011	40221 81	23094 15	17127.66	0.00	LT	F
2010 0000 BUNGE LTD - G16962105 - MINOR = 396								
SOLD		02/04/2015	181256 38					
ACQ	1640 0000	11/17/2014	147890 78	146996 43	894.35	0 00	ST	C
	370.0000	11/14/2014	33365 60	32752 36	613.24	0.00	ST	C
2566 0000 COVIDIEN PLC - ADR - G2554F113 - MINOR = 17								
SOLD		01/27/2015	276622.45					
ACQ	1380 0000	11/17/2014	148768 12	130896 21	17871 91	0 00	ST	C
	310 0000	11/14/2014	33418 92	29003 57	4415 35	0 00	ST	C
	876 0000	04/20/2011	94435 41	42936 17	51499 24	0 00	LT	F
CHANGED 12/09/15 RAD								
1000 MEDTRONIC PLC - G5960L103 - MINOR = 396								
SOLD		01/29/2015	7 18					
ACQ	1000	01/27/2015	7 18	7.60	-0 42	0 00	ST	C
1434.0000 MICHAEL KORS HOLDINGS LTD - G60754101 - MINOR = 396								
SOLD		07/16/2015	59416 69					
ACQ	1434 0000	08/07/2013	59416 69	100088 18	-40671 49	0 00	LT	F
10295 0000 NABORS INDUSTRIES LTD - ADR - G6359F103 - MINOR = 17								
SOLD		04/10/2015	150749 83					
ACQ	10295 0000	02/02/2015	150749 83	122730 81	28019 02	0 00	ST	C
223 0000 CORE LABORATORIES N V - N22717107 - MINOR = 17								
SOLD		04/01/2015	23588 52					
ACQ	223 0000	01/12/2012	23588 52	24701 89	-1113 37	0 00	LT	Y F
118 0000 LYONDELLBASELL INDU-CL A - N53745100 - MINOR = 396								
SOLD		08/21/2015	9513 51					
ACQ	118 0000	08/07/2013	9513 51	8059 28	1454 23	0 00	LT	F
		TOTALS	16843921 38	15252559 83				

SUMMARY OF CAPITAL GAINS/LOSSES

FEDERAL	SHORT TERM	LONG TERM 28%	LONG TERM	ST WASH SALE	LT WASH SALE	1250 GAIN
NONCOVERED FROM ABOVE	7592 49	0 00	495965 54	0 00	0.00	0 00*
COVERED FROM ABOVE	-62464 65	0 00	1150268 19	0 00	0.00	
COMMON TRUST FUND	0 00	0 00	0 00			0.00
CAPITAL GAIN DIV/DIST	29015 67	0.00	54438 36			0 00
	-25856.49	0 00	1700672 09	0 00	0 00	0 00

TAX PREPARER
TRUST ADMINISTRATOR 2770438
INVESTMENT OFFICER 2770438

LEGEND F - FEDERAL S - STATE I - INHERITED
E - EXEMPT FROM STATE U - ACQ COST UNKNOWN

PROPERTY DESCRIPTION	SHARES	DATE	SALES PRICE	COST BASIS	GAIN/LOSS	MARKET DISCOUNT	TERM NC
STATE							
NONCOVERED FROM ABOVE	7592 49	0 00	495965 54	0 00	0 00	0 00*	
COVERED FROM ABOVE	-62464 65	0 00	1150268.19	0 00	0 00		
COMMON TRUST FUND	0 00	0 00	0 00			0.00	
CAPITAL GAIN DIV/DIST	29015 67	0 00	54438 36			0 00	
	-25856 49	0 00	1700672.09	0 00	0 00	0 00	

* - 1250 GAIN DETAILED ON TRANS PAGES, NOT ABOVE

CAPITAL LOSS CARRYOVER

FEDERAL	0 00	0 00
MINNESOTA	N/A	N/A

TAX PREPARER
TRUST ADMINISTRATOR 2770438
INVESTMENT OFFICER 2770438

LEGEND F - FEDERAL S - STATE I - INHERITED
E - EXEMPT FROM STATE U - ACQ COST UNKNOWN

PROPERTY DESCRIPTION	SHARES	DATE	SALES PRICE	COST BASIS	GAIN/LOSS	MARKET DISCOUNT	TERM	NC	8949
88 0000 ALERE INC 3% - 01449J204 - MINOR = 279									
SOLD		02/04/2015	26786 80						
ACQ	60 0000	12/01/2014	18263 73	19862 23	-1598 50	0 00	ST		C
	13 0000	11/18/2014	3957 14	4167 02	-209 88	0 00	ST		C
	15 0000	11/14/2014	4565 93	4875 22	-309 29	0 00	ST		C
85 0000 ALLERGAN INC - 018490102 - MINOR = 17									
SOLD		03/17/2015	20531 88						
ACQ	85 0000	08/07/2013	20531 88	7714 60	12817 28	0.00	LT	Y	F
450 0000 AMERICAN EXPRESS CO - 025816109 - MINOR = 396									
SOLD		01/30/2015	36605 30						
ACQ	105 0000	11/14/2014	8541 24	9511 94	-970.70	0 00	ST		C
	345 0000	11/17/2014	28064 06	31036 49	-2972 43	0 00	ST		C
1100 0000 AMERICAN INTERNATIONAL GROUP - 026874784 - MINOR = 396									
SOLD		01/30/2015	54176 77						
ACQ	250 0000	11/14/2014	12312 90	13417 41	-1104 51	0 00	ST		C
	850 0000	11/17/2014	41863 87	45899 49	-4035 62	0 00	ST		C
270 0000 ANADARKO PETROLEUM CORP - 032511107 - MINOR = 396									
SOLD		02/20/2015	23021.96						
ACQ	72 0000	08/21/2012	6139 19	5055 57	1083 62	0 00	LT		F
	198 0000	11/23/2011	16882.77	14366.88	2515 89	0 00	LT		F
469 0000 ANNALY CAPITAL MGMT 7 5% - 035710805 - MINOR = 342									
SOLD		01/21/2015	11724 74						
ACQ	170 0000	11/14/2014	4249 91	4233.98	15.93	0.00	ST		C
	299 0000	11/19/2014	7474 83	7457.06	17 77	0 00	ST		C
484.0000 ASTRAZENECA PLC-SPONS ADR - 046353108 - MINOR = 217									
SOLD		08/21/2015	15420 00						
ACQ	242 0000	08/07/2013	7710.00	6107 66	1602 34	0 00	LT		F
	242 0000	08/07/2013	7710 00	6107 66	1602 34	0 00	LT		F
4350 0000 BANK OF AMERICA CORP - 060505104 - MINOR = 396									
SOLD		01/30/2015	66412 55						
ACQ	1242 0000	11/17/2014	18961 93	21296 57	-2334 64	0 00	ST		C
	1030 0000	11/14/2014	15725 27	17731.45	-2006 18	0.00	ST		C
	2078 0000	08/07/2013	31725 35	29881.43	1843 92	0.00	LT		F
545 0000 BERKSHIRE HATHAWAY INC-CL B - 084670702 - MINOR = 396									
SOLD		01/30/2015	79199.97						
ACQ	335 0000	11/17/2014	48682 55	48627 39	55 16	0 00	ST		C
	100 0000	11/14/2014	14532.10	14585 99	-53 89	0 00	ST		C
	110 0000	12/01/2014	15985 32	16426 85	-441 53	0 00	ST		C
450 0000 BORGWARNER INC - 099724106 - MINOR = 396									
SOLD		08/21/2015	20101 17						
ACQ	450 0000	11/11/2011	20101.17	6805.46	13295.71	0.00	LT		F
45 0000 C & F FINANCIAL CORP - 12466Q104 - MINOR = 396									
SOLD		01/14/2015	1707.80						
ACQ	45 0000	11/14/2014	1707 80	1683 00	24.80	0.00	ST		C
10 0000 C & F FINANCIAL CORP - 12466Q104 - MINOR = 396									
SOLD		01/15/2015	375 27						
ACQ	10 0000	11/14/2014	375 27	374 00	1 27	0 00	ST		C
15 0000 C & F FINANCIAL CORP - 12466Q104 - MINOR = 396									
SOLD		01/16/2015	562.46						
ACQ	15 0000	11/14/2014	562 46	561.00	1 46	0 00	ST		C
75 0000 C & F FINANCIAL CORP - 12466Q104 - MINOR = 396									
SOLD		01/20/2015	2783 42						
ACQ	30 0000	11/17/2014	1113 37	1128 00	-14.63	0 00	ST		C
	45 0000	11/14/2014	1670 05	1683 00	-12 95	0 00	ST		C
30 0000 C & F FINANCIAL CORP - 12466Q104 - MINOR = 396									
SOLD		01/22/2015	1111 38						
ACQ	30 0000	11/17/2014	1111.38	1128 00	-16 62	0 00	ST		C
45 0000 C & F FINANCIAL CORP - 12466Q104 - MINOR = 396									
SOLD		01/23/2015	1659 67						
ACQ	45 0000	11/17/2014	1659 67	1692.00	-32 33	0 00	ST		C
25 0000 C & F FINANCIAL CORP - 12466Q104 - MINOR = 396									
SOLD		01/26/2015	911 80						
ACQ	25 0000	11/17/2014	911 80	940 00	-28 20	0 00	ST		C
230 0000 C & F FINANCIAL CORP - 12466Q104 - MINOR = 396									
SOLD		02/17/2015	8049 85						
ACQ	230 0000	11/17/2014	8049 85	8648 00	-598 15	0 00	ST		C
10 0000 C & F FINANCIAL CORP - 12466Q104 - MINOR = 396									
SOLD		02/17/2015	351 59						
ACQ	10 0000	11/17/2014	351 59	376 00	-24 41	0 00	ST		C
225 0000 CIGNA CORP - 125509109 - MINOR = 396									
SOLD		01/30/2015	24243 84						
ACQ	175 0000	11/17/2014	18856 32	18032 79	823 53	0 00	ST		C
	50 0000	11/14/2014	5387 52	5102 50	285.02	0.00	ST		C
48 0000 CALIFORNIA RESOURCES CORP - 13057Q107 - MINOR = 396									
SOLD		02/20/2015	348 95						
ACQ	48 0000	11/11/2011	348 95	280 69	68 26	0 00	LT		F
99 0000 CAMERON INTERNATIONAL CORP - 13342B105 - MINOR = 396									
SOLD		08/21/2015	4416 31						
ACQ	99 0000	11/23/2011	4416 31	4619 26	-202 95	0 00	LT		F
30 0000 CELGENE CORP - 151020104 - MINOR = 396									
SOLD		02/02/2015	3526.72						
ACQ	30 0000	04/26/2011	3526 72	862.20	2664 52	0 00	LT		F
356 0000 CERNER CORP - 156782104 - MINOR = 396									
SOLD		08/21/2015	22214 03						
ACQ	356 0000	11/23/2011	22214 03	10177 95	12036 08	0 00	LT		F

TAX PREPARER:
TRUST ADMINISTRATOR 2770438
INVESTMENT OFFICER 2770438

LEGEND: F - FEDERAL S - STATE I - INHERITED
E - EXEMPT FROM STATE U - ACQ COST UNKNOWN

PROPERTY DESCRIPTION	SHARES	DATE	SALES PRICE	COST BASIS	GAIN/LOSS	MARKET DISCOUNT	TERM	NC
327 0000 CHEVRON CORP - 166764100 - MINOR = 396								
SOLD		04/01/2015	34202 19					
ACQ	327 0000	11/11/2011	34202 19	22593 43	11608 76	0 00	LT	Y F
602 0000 CITIGROUP INC - 172967424 - MINOR = 396								
SOLD		02/20/2015	30677 35					
ACQ	193 0000	05/31/2012	9835 10	5088.72	4746 38	0 00	LT	F
	409 0000	11/23/2011	20842 25	9713.75	11128 50	0 00	LT	F
1170 0000 GUGGENHEIM BULLETSHARES 2015 - 18383M423 - MINOR = 157								
SOLD		12/31/2015	30117 05					
ACQ	1170 0000	05/22/2014	30117 05	31621 43	-1504.38	0 00	LT	F
2525 0000 CLIFFS NATURAL RESOURCES INC - 18683K101 - MINOR = 396								
SOLD		01/30/2015	15540 59					
ACQ	2505 0000	11/21/2014	15417 50	24272.39	-8854 89	0 00	ST	C
	20 0000	11/17/2014	123 09	214.66	-91 57	0 00	ST	C
505 0000 COMCAST CORP-CLASS A - 20030N101 - MINOR = 396								
SOLD		01/30/2015	26932 09					
ACQ	115 0000	11/14/2014	6133 05	6196 19	-63 14	0 00	ST	C
	390 0000	11/17/2014	20799 04	21145 89	-346 85	0 00	ST	C
698 0000 COMERICA INC - 200340107 - MINOR = 17								
SOLD		02/20/2015	31587 54					
ACQ	118 0000	08/07/2013	5340 01	5025.50	314 51	0 00	LT	Y F
	580 0000	05/05/2014	26247.53	27845.74	-1598 21	0 00	ST	C
415 0000 DELTA AIR LINES INC - 247361702 - MINOR = 396								
SOLD		01/30/2015	19784 94					
ACQ	320 0000	11/17/2014	15255 86	14006 32	1249 54	0 00	ST	C
	95 0000	11/14/2014	4529 08	4158 07	371 01	0 00	ST	C
179 0000 WALT DISNEY CO/THE - 254687106 - MINOR = 396								
SOLD		08/21/2015	17914 01					
ACQ	68 0000	11/23/2011	6805 32	2290.24	4515 08	0 00	LT	F
	111 0000	05/31/2012	11108 69	5068 25	6040.44	0 00	LT	F
151.0000 DOVER CORP - 260003108 - MINOR = 396								
SOLD		02/20/2015	11207 03					
ACQ	151 0000	11/11/2011	11207 03	4400 09	6806 94	0 00	LT	Y F
280 0000 EOG RESOURCES INC - 26875P101 - MINOR = 396								
SOLD		01/30/2015	24950.16					
ACQ	280 0000	12/17/2014	24950 16	25559 86	-609 70	0 00	ST	C
15000.0000 FEDERAL HOME LOAN BANK 1 1250% 07/30/19 - 3130A2MN3 - MINOR = 9								
SOLD		01/30/2015	15000 00					
ACQ	15000 0000	07/15/2014	15000 00	15000 00	0.00	0 00	ST	Y C
15000 0000 FEDERAL FARM CREDIT BANK 2 3900% 08/20/20 - 3133EDLZ3 - MINOR = 9								
SOLD		01/22/2015	15000 00					
ACQ	15000 0000	07/16/2014	15000 00	15000 00	0 00	0 00	ST	Y C
16000 0000 FEDERAL FARM CREDIT BANK 1 89% 19 SEP 2019 - 3133EETZ3 - MINOR = 366								
SOLD		08/10/2015	16000 00					
ACQ	16000 0000	03/25/2015	16000 00	16022 12	-22.12	0 00	ST	C
16000 0000 FEDERAL FARM CREDIT BANK 1 89% 19 SEP 2019 - 3133EETZ3 - MINOR = 366								
SOLD		08/10/2015	0 00					
ACQ	16000 0000		0 00	0.00	0 00	0 00	LT	Y F
16000 0000 FEDERAL FARM CREDIT BANK 1 89% 19 SEP 2019 - 3133EETZ3 - MINOR = 366								
SOLD		08/10/2015	16000 00					
ACQ	16000 0000	03/25/2015	16000 00	16000 00	0.00	0 00	ST	C
15000 0000 FREDDIE MAC 1% 17 JUN 2019 - 3134G56S9 - MINOR = 319								
SOLD		09/17/2015	15000 00					
ACQ	15000 0000	06/09/2014	15000 00	14972 43	27 57	0 00	LT	F
16000 0000 FREDDIE MAC 1 9% 30 JUL 2020 - 3134G7FX4 - MINOR = 366								
SOLD		10/30/2015	16000 00					
ACQ	16000 0000	08/12/2015	16000 00	16010 82	-10 82	0 00	ST	C
16000 0000 FEDERAL NATIONAL MTG ASSN 3 0000% 03/27/28 - 3136G1GT0 - MINOR = 9								
SOLD		03/27/2015	16000 00					
ACQ	16000 0000	07/11/2014	16000 00	15968 72	31 28	0 00	ST	Y C
17000 0000 FANNIE MAE 2% 25 SEP 2024 - 3136G26L6 - MINOR = 366								
SOLD		09/25/2015	17000 00					
ACQ	17000.0000	09/11/2014	17000 00	16991 62	8 38	0 00	LT	F
800 0000 FIFTH THIRD BANCORP - 316773100 - MINOR = 396								
SOLD		08/21/2015	16055 78					
ACQ	800 0000	11/23/2011	16055 78	8860 00	7195 78	0 00	LT	F
150 0000 FLOWSERVE CORP - 34354P105 - MINOR = 396								
SOLD		08/21/2015	6811 37					
ACQ	150 0000	11/11/2011	6811.37	5273.11	1538 26	0 00	LT	F
.3331 FOUR CORNERS PROPERTY TRUST - 35086T109 - MINOR = 398								
SOLD		11/20/2015	6 67					
ACQ	3331	02/02/2015	6 67	6 48	0 19	0 00	ST	C
186 0000 FOUR CORNERS PROPERTY TRUST - 35086T109 - MINOR = 398								
SOLD		11/20/2015	3665 05					
ACQ	183 0001	02/02/2015	3605 94	3557 59	48 35	0 00	ST	C
	2 9999	08/28/2015	59 11	67 20	-8 09	0 00	ST	C
1405 0000 FREEPORT-MCMORAN INC - 35671D857 - MINOR = 396								
SOLD		09/03/2015	14037 38					
ACQ	10 0000	04/01/2015	99 91	188 90	-88 99	0 00	ST	C
	1395 0000	02/02/2015	13937 47	24144.38	-10206 91	0 00	ST	C
204 0000 GENERAL DYNAMICS CORP - 369550108 - MINOR = 396								
SOLD		04/08/2015	27539.79					
ACQ	104 0000	08/07/2013	14039 89	9066 58	4973 31	0 00	LT	F
	100 0000	02/02/2015	13499 90	13439 46	60 44	0 00	ST	C

TAX PREPARER
TRUST ADMINISTRATOR 2770438
INVESTMENT OFFICER 2770438

LEGEND: F - FEDERAL S - STATE I - INHERITED
E - EXEMPT FROM STATE U - ACQ COST UNKNOWN

PROPERTY DESCRIPTION	SHARES	DATE	SALES PRICE	COST BASIS	GAIN/LOSS	MARKET DISCOUNT	TERM	NC	
970 0000 GENERAL ELECTRIC CO - 369604103 - MINOR = 396									
SOLD		08/21/2015	24133 15						
ACQ	970 0000	11/11/2011	24133 15	11761 84	12371 31	0 00	LT		F
1570 0000 GENERAL MOTORS CO - 37045V100 - MINOR = 396									
SOLD		01/30/2015	51587.94						
ACQ	1210 0000	11/17/2014	39758 86	39312 79	446 07	0 00	ST		C
	360 0000	11/14/2014	11829 08	11429 26	399 82	0 00	ST		C
540 0000 GILEAD SCIENCES INC - 375558103 - MINOR = 396									
SOLD		01/30/2015	56872 51						
ACQ	540 0000	06/02/2014	56872 51	43920 63	12951.88	0 00	ST		C
12000 0000 GOLDMAN SACHS EURO STOXX 50 NOTE 02/19/15 - 38141GNS9 - MINOR = 73									
SOLD		02/19/2015	17158 04						
ACQ	12000 0000	05/09/2014	17158.04	15540.00	1618 04	0.00	ST	Y	C
968 3810 GS DYNAMIC MUNI INCOME FD-IN - 38142V746 - MINOR = 225									
SOLD		08/21/2015	14961 49						
ACQ	968 3810	12/17/2014	14961 49	15436.00	-474 51	0 00	ST		C
285 0000 HCA HOLDINGS INC - 40412C101 - MINOR = 396									
SOLD		01/30/2015	20191 63						
ACQ	220 0000	11/17/2014	15586 52	14422 73	1163 79	0 00	ST		C
	65 0000	11/14/2014	4605 11	4096 26	508 85	0 00	ST		C
296 0000 HAIN CELESTIAL GROUP INC - 405217100 - MINOR = 396									
SOLD		02/20/2015	18167.44						
ACQ	296 0000	08/07/2013	18167.44	10957 16	7210 28	0 00	LT	Y	F
980 0000 HEWLETT PACKARD ENTERPRIS - 42824C109 - MINOR = 396									
SOLD		11/03/2015	13604 21						
ACQ	10 0000	04/01/2015	138 82	164.29	-25 47	0 00	ST		C
	970 0000	02/02/2015	13465 39	18413.99	-4948 60	0 00	ST		C
4090 0000 INTEGRATED DEVICE TECH INC - 458118106 - MINOR = 396									
SOLD		02/04/2015	80727 48						
ACQ	3145 0000	11/17/2014	62075 29	54470 34	7604 95	0 00	ST		C
	945 0000	11/14/2014	18652.19	16772 73	1879 46	0 00	ST		C
66 0000 INTL BUSINESS MACHINES CORP - 459200101 - MINOR = 396									
SOLD		08/21/2015	9953.27						
ACQ	66 0000	11/11/2011	9953 27	6433 14	3520 13	0 00	LT		F
77 0000 JOHNSON & JOHNSON - 478160104 - MINOR = 396									
SOLD		08/21/2015	7459 63						
ACQ	77 0000	04/20/2011	7459.63	4963 90	2495 73	0 00	LT		F
4005 5830 LORD ABBETT SHRT DUR INC-I - 543916688 - MINOR = 225									
SOLD		11/05/2015	17464.34						
ACQ	4005 5830	05/22/2014	17464.34	18265 46	-801.12	0 00	LT		F
660 0000 MACY'S INC - 55616P104 - MINOR = 396									
SOLD		01/30/2015	42366 17						
ACQ	155 0000	11/14/2014	9949 63	9625.48	324.15	0 00	ST		C
	505 0000	11/17/2014	32416 54	31083.58	1332 96	0 00	ST		C
5 0000 MAGNUM HUNTER RESOURCES 8% - 55973B300 - MINOR = 342									
SOLD		01/14/2015	150 46						
ACQ	5 0000	11/20/2014	150.46	220 48	-70 02	0 00	ST		C
70 0000 MAGNUM HUNTER RESOURCES 8% - 55973B300 - MINOR = 342									
SOLD		01/22/2015	1544.08						
ACQ	70 0000	11/20/2014	1544 08	3086 71	-1542 63	0 00	ST		C
80 0000 MAGNUM HUNTER RESOURCES 8% - 55973B300 - MINOR = 342									
SOLD		01/23/2015	2179 73						
ACQ	80 0000	11/20/2014	2179 73	3527.66	-1347 93	0 00	ST		C
590 0000 MAGNUM HUNTER RESOURCES 8% - 55973B300 - MINOR = 342									
SOLD		02/04/2015	20332.55						
ACQ	180 0000	11/20/2014	6203.15	7937 24	-1734 09	0 00	ST		C
	155 0000	11/21/2014	5341.60	6878 61	-1537 01	0 00	ST		C
	65 0000	11/24/2014	2240 03	2886 38	-646 35	0 00	ST		C
	35 0000	11/26/2014	1206 17	1522 85	-316 68	0 00	ST		C
	155 0000	11/25/2014	5341 60	6884 99	-1543 39	0 00	ST		C
162 0000 MCDONALD'S CORP - 580135101 - MINOR = 396									
SOLD		08/21/2015	15810.92						
ACQ	97 0000	04/20/2011	9467 03	7535.93	1931 10	0 00	LT		F
	65 0000	04/26/2011	6343.89	5007 60	1336 29	0 00	LT		F
402 0000 MERCK & CO INC - 58933Y105 - MINOR = 396									
SOLD		08/21/2015	22740 76						
ACQ	31 0000	08/07/2013	1753 64	1508 15	245 49	0 00	LT		F
	34 0000	11/11/2011	1923 35	1299 19	624 16	0 00	LT		F
	175 0000	02/04/2010	9899 58	6592 16	3307 42	0 00	LT	Y	F
	162 0000	05/31/2012	9164 19	6083 88	3080 31	0 00	LT		F
50 0000 MICROSOFT CORP - 594918104 - MINOR = 396									
SOLD		08/21/2015	2195.47						
ACQ	50 0000	11/11/2011	2195 47	970 24	1225 23	0 00	LT		F
208 0000 MONSANTO CO - 61166W101 - MINOR = 396									
SOLD		08/21/2015	20489 72						
ACQ	208 0000	08/07/2013	20489 72	19809 71	680 01	0 00	LT		F
692 0000 MORGAN STANLEY - 617446448 - MINOR = 396									
SOLD		08/21/2015	24039 70						
ACQ	692 0000	08/07/2013	24039.70	18621 66	5418 04	0 00	LT		F
420 0000 MYLAN LABORATORIES - 628530107 - MINOR = 17									
SOLD		01/30/2015	22406.63						
ACQ	95 0000	11/14/2014	5068 17	5131 89	-63 72	0 00	ST		C
	325 0000	11/17/2014	17338 46	18059 39	-720 93	0 00	ST		C

TAX PREPARER
TRUST ADMINISTRATOR 2770438
INVESTMENT OFFICER 2770438

LEGEND. F - FEDERAL S - STATE I - INHERITED
E - EXEMPT FROM STATE U - ACQ COST UNKNOWN

PROPERTY DESCRIPTION	SHARES	DATE	SALES PRICE	COST BASIS	GAIN/LOSS	MARKET DISCOUNT	TERM	NC
4591 3680 NUVEEN INVT FDS INC GLOB INFRAST I - 670690510 - MINOR = 225								
SOLD		04/01/2015	50000 00					
ACQ	4591 3680	11/04/2011	50000.00	41000 92	8999 08	0 00	LT	Y F
142 0000 PPG INDUSTRIES INC - 693506107 - MINOR = 396								
SOLD		08/21/2015	13921.44					
ACQ	71.0000	11/11/2011	6960.72	2013 50	4947 22	0 00	LT	F
	71 0000	11/11/2011	6960 72	2013 50	4947 22	0 00	LT	F
663 0000 PAYPAL HOLDINGS INC - 70450Y103 - MINOR = 396								
SOLD		07/21/2015	26935 33					
ACQ	388 0000	11/11/2011	15763.06	4296 80	11466 26	0 00	LT	F
	275 0000	02/02/2015	11172 27	8733.43	2438 84	0 00	ST	C
951 0000 PFIZER INC - 717081103 - MINOR = 396								
SOLD		08/21/2015	32324 83					
ACQ	951 0000	11/11/2011	32324 83	12900.03	19424 80	0 00	LT	F
108 0000 PHILIP MORRIS INTERNATIONAL - 718172109 - MINOR = 396								
SOLD		08/21/2015	8845 03					
ACQ	108 0000	11/11/2011	8845.03	4075 31	4769 72	0 00	LT	F
1397 7140 PIMCO INVESTMENT GRD CORP-IN - 722005816 - MINOR = 225								
SOLD		04/10/2015	15123.27					
ACQ	1397 7140	05/22/2014	15123.27	14857 70	265 57	0 00	ST	C
112.0000 PIONEER NATURAL RESOURCES CO - 723787107 - MINOR = 17								
SOLD		02/20/2015	17725 92					
ACQ	36 0000	01/12/2012	5697 62	3456 00	2241 62	0 00	LT	F
	76 0000	11/23/2011	12028.30	6411.13	5617 17	0 00	LT	F
149 0000 POLARIS INDUSTRIES INC - 731068102 - MINOR = 396								
SOLD		08/21/2015	19394 98					
ACQ	149 0000	08/07/2013	19394 98	17031 46	2363 52	0 00	LT	F
17 0000 PRICELINE GROUP INC/THE - 741503403 - MINOR = 396								
SOLD		08/21/2015	20857.08					
ACQ	17 0000	04/20/2011	20857.08	9039 03	11818 05	0.00	LT	F
418 0000 PROCTER & GAMBLE CO/THE - 742718109 - MINOR = 396								
SOLD		08/21/2015	30379.68					
ACQ	418 0000	11/11/2011	30379.68	22796 08	7583 60	0 00	LT	F
4947 2300 CONGRESS MID CAP GROWTH-INS - 74316J458 - MINOR = 225								
SOLD		04/01/2015	75000.00					
ACQ	4947.2300	08/14/2013	75000 00	61790.90	13209 10	0 00	LT	F
540 0000 PROSHARES SHORT 20+ YEAR TREASURY - 74347X849 - MINOR = 63								
SOLD		02/19/2015	13386 35					
ACQ	540 0000	05/22/2014	13386.35	15859 50	-2473 15	0 00	ST	C
200 0000 PRUDENTIAL FINANCIAL INC - 744320102 - MINOR = 396								
SOLD		08/21/2015	16505 71					
ACQ	200 0000	11/11/2011	16505.71	7530 98	8974.73	0 00	LT	F
100 0000 PURE CYCLE CORP - 746228303 - MINOR = 396								
SOLD		01/15/2015	411.43					
ACQ	100 0000	06/02/2014	411 43	573 74	-162 31	0 00	ST	C
10637 0000 PURE CYCLE CORP - 746228303 - MINOR = 396								
SOLD		02/11/2015	46737 04					
ACQ	3730 0000	06/02/2014	16388 94	21400 33	-5011 39	0 00	ST	C
	4490 0000	06/03/2014	19728 24	25503 18	-5774 94	0 00	ST	C
	1010 0000	11/14/2014	4437 76	5129 20	-691 44	0 00	ST	C
	256.0000	11/17/2014	1124 82	1345 28	-220 46	0 00	ST	C
	1148 0000	11/19/2014	5044 10	6119 06	-1074 96	0 00	ST	C
	3 0000	11/21/2014	13.18	16 26	-3 08	0 00	ST	C
7500 QORVO INC - 74736K101 - MINOR = 396								
SOLD		01/05/2015	48 56					
ACQ	7500	12/08/2014	48 56	46 75	1 81	0 00	ST	C
550 0000 QORVO INC - 74736K101 - MINOR = 396								
SOLD		01/29/2015	41129 63					
ACQ	550 0000	11/17/2014	41129 63	29741 14	11388 49	0 00	ST	C
553 0000 QORVO INC - 74736K101 - MINOR = 396								
SOLD		01/30/2015	41168 28					
ACQ	465 5000	12/08/2014	34654 31	29014 61	5639 70	0 00	ST	C
	87 5000	11/17/2014	6513 97	4731.54	1782 43	0 00	ST	C
907 0000 QUALCOMM INC - 747525103 - MINOR = 396								
SOLD		01/30/2015	57051.67					
ACQ	120 0000	11/14/2014	7548 18	8516 39	-968 21	0 00	ST	C
	244 0000	08/21/2012	15347 97	15349 68	-1 71	0 00	LT	F
	153 0000	11/09/2012	9623 93	9510 76	113 17	0 00	LT	F
	390 0000	11/17/2014	24531 59	27537 73	-3006 14	0 00	ST	C
550 0000 SPDR S&P 500 ETF TRUST - 78462F103 - MINOR = 157								
SOLD		01/30/2015	110321 23					
ACQ	45 0000	11/14/2014	9026 28	9184 95	-158 67	0 00	ST	C
	65 0000	11/17/2014	13037 96	13293 80	-255 84	0 00	ST	C
	250 0000	12/01/2014	50146.02	51577.48	-1431 46	0 00	ST	C
	190 0000	12/03/2014	38110 97	39451 52	-1340 55	0 00	ST	C
245 0000 HENRY SCHEIN INC - 806407102 - MINOR = 396								
SOLD		08/21/2015	34274 86					
ACQ	67 0000	05/31/2012	9373 12	4980 10	4393 02	0 00	LT	F
	178 0000	08/07/2013	24901 74	18679 81	6221 93	0 00	LT	F
2133 1060 LAUDUS INTL MRKTMASTERS-SEL - 808509640 - MINOR = 225								
SOLD		04/01/2015	50000 00					
ACQ	2133 1060	12/29/2011	50000 00	34940 28	15059 72	0 00	LT	Y F
1464 9870 SCOUT INTERNATIONAL FUND - 81063U503 - MINOR = 225								
SOLD		04/01/2015	50000 00					
ACQ	1464 9870	05/31/2012	50000 00	41268 68	8731 32	0 00	LT	F

TRUST YEAR ENDING 12/31/2015

TAX PREPARER.
TRUST ADMINISTRATOR 2770438
INVESTMENT OFFICER 2770438

LEGEND F - FEDERAL S - STATE I - INHERITED
E - EXEMPT FROM STATE U - ACQ COST UNKNOWN

PROPERTY DESCRIPTION	SHARES	DATE	SALES PRICE	COST BASIS	GAIN/LOSS	MARKET DISCOUNT	TERM	NC
90 0000 SILICON MOTION TECHNOL-ADR - 82706C108 - MINOR = 217								
SOLD		01/14/2015	2200.69					
ACQ	90 0000	12/10/2014	2200.69	2200 61	0 08	0 00	ST	C
370 0000 SILICON MOTION TECHNOL-ADR - 82706C108 - MINOR = 217								
SOLD		01/15/2015	9014.96					
ACQ	370.0000	12/10/2014	9014.96	9046.94	-31 98	0 00	ST	C
75 0000 SILICON MOTION TECHNOL-ADR - 82706C108 - MINOR = 217								
SOLD		01/20/2015	1819 40					
ACQ	75 0000	12/10/2014	1819 40	1833 84	-14 44	0 00	ST	C
555 0000 SILICON MOTION TECHNOL-ADR - 82706C108 - MINOR = 217								
SOLD		01/21/2015	14481 74					
ACQ	235 0000	12/11/2014	6131 91	5849 38	282 53	0 00	ST	C
	130 0000	12/12/2014	3392 12	3215 59	176 53	0 00	ST	C
	190.0000	12/10/2014	4957.71	4645 73	311.98	0 00	ST	C
745 0000 SILICON MOTION TECHNOL-ADR - 82706C108 - MINOR = 217								
SOLD		01/22/2015	19392.52					
ACQ	395 0000	12/15/2014	10281.94	9692 35	589.59	0 00	ST	C
	350 0000	12/12/2014	9110.58	8657 35	453 23	0 00	ST	C
1065 0000 SILICON MOTION TECHNOL-ADR - 82706C108 - MINOR = 217								
SOLD		01/23/2015	28247.01					
ACQ	395 0000	12/16/2014	10476.59	9086.11	1390 48	0 00	ST	C
	355 0000	12/19/2014	9415.67	8662.85	752 82	0.00	ST	C
	315 0000	12/15/2014	8354 75	7729 35	625 40	0 00	ST	C
116 0000 STATE STREET CORP - 857477103 - MINOR = 396								
SOLD		02/20/2015	8888 92					
ACQ	116.0000	11/09/2012	8888 92	5190 91	3698 01	0 00	LT	F
3663 8010 TCW EMERG MKTS INCOME-I - 87234N765 - MINOR = 225								
SOLD		08/21/2015	28101 35					
ACQ	3073 4820	08/01/2013	23573.60	26084 22	-2510 62	0 00	LT	F
	590 3190	08/14/2013	4527.75	4986 33	-458 58	0 00	LT	F
FOUND UPDATE 02/20/16								
145 0000 TEXAS INSTRUMENTS INC - 882508104 - MINOR = 396								
SOLD		08/21/2015	6788.93					
ACQ	145 0000	02/12/2010	6788 93	3493 99	3294 94	0 00	LT	Y F
40.0000 THERMO FISHER SCIENTIFIC INC - 883556102 - MINOR = 396								
SOLD		01/30/2015	5024 69					
ACQ	40 0000	11/11/2011	5024 69	1785 08	3239 61	0 00	LT	F
175 0000 UNISYS CORP - 909214306 - MINOR = 396								
SOLD		01/15/2015	4669.32					
ACQ	175 0000	11/14/2014	4669.32	4832.95	-163 63	0.00	ST	C
175 0000 UNISYS CORP - 909214306 - MINOR = 396								
SOLD		01/16/2015	4644.73					
ACQ	40 0000	11/17/2014	1061 65	1086 89	-25 24	0 00	ST	C
	135.0000	11/14/2014	3583 08	3728 27	-145 19	0 00	ST	C
175.0000 UNISYS CORP - 909214306 - MINOR = 396								
SOLD		01/20/2015	4636 52					
ACQ	175 0000	11/17/2014	4636 52	4755 12	-118 60	0 00	ST	C
165 0000 UNISYS CORP - 909214306 - MINOR = 396								
SOLD		01/22/2015	4475 01					
ACQ	165 0000	11/17/2014	4475.01	4483 40	-8.39	0 00	ST	C
620 0000 UNISYS CORP - 909214306 - MINOR = 396								
SOLD		02/04/2015	13983.44					
ACQ	620 0000	11/17/2014	13983 44	16846 72	-2863 28	0 00	ST	C
172 0000 UNITED RENTALS INC - 911363109 - MINOR = 396								
SOLD		08/21/2015	10756 68					
ACQ	172 0000	08/07/2013	10756 68	9743 37	1013 31	0 00	LT	F
30000 0000 U S TREASURY NOTE 25% 01/15/15 - 912828RZ5 - MINOR = 8								
SOLD		01/15/2015	30000 00					
ACQ	30000 0000	05/22/2014	30000 00	30036 33	-36 33	0 00	ST	Y C
332 0000 UNITED TECHNOLOGIES CORP - 913017109 - MINOR = 396								
SOLD		08/21/2015	31201 79					
ACQ	332 0000	11/11/2011	31201 79	16172 10	15029 69	0 00	LT	F
196 0000 UNITEDHEALTH GROUP INC - 91324P102 - MINOR = 396								
SOLD		08/21/2015	22984 49					
ACQ	196 0000	11/11/2011	22984 49	6805 87	16178 62	0 00	LT	F
212 0000 VF CORP - 918204108 - MINOR = 396								
SOLD		08/21/2015	15393 05					
ACQ	212 0000	08/07/2013	15393 05	10569 26	4823 79	0 00	LT	F
645 0000 VALERO ENERGY CORP - 91913Y100 - MINOR = 396								
SOLD		01/30/2015	34290 87					
ACQ	150 0000	11/14/2014	7974 62	7429 49	545 13	0 00	ST	C
	495 0000	11/17/2014	26316 25	24679 42	1636 83	0 00	ST	C
35 0000 VANGUARD CONSUMER DISCRE ETF - 92204A108 - MINOR = 157								
SOLD		04/23/2015	4324.54					
ACQ	35 0000	04/07/2015	4324 54	4317 58	6 96	0 00	ST	C
510 0000 VANGUARD INDUSTRIALS ETF - 92204A603 - MINOR = 157								
SOLD		01/30/2015	52416 28					
ACQ	115 0000	11/14/2014	11819 36	12326 72	-507 36	0 00	ST	C
	395 0000	11/17/2014	40596 92	42362 48	-1765 56	0 00	ST	C
635 0000 VERIZON COMMUNICATIONS INC - 92343V104 - MINOR = 396								
SOLD		01/30/2015	29222 00					
ACQ	55 0000	11/17/2014	2531 04	2830 54	-299 50	0 00	ST	C
	245 0000	11/14/2014	11274 63	12618 07	-1343 44	0 00	ST	C
	335 0000	11/11/2011	15416 33	10735 57	4680 76	0 00	LT	F

TAX PREPARER
TRUST ADMINISTRATOR 2770438
INVESTMENT OFFICER 2770438

LEGEND F - FEDERAL S - STATE I - INHERITED
E - EXEMPT FROM STATE U - ACQ COST UNKNOWN

PROPERTY DESCRIPTION	SHARES	DATE	SALES PRICE	COST BASIS	GAIN/LOSS	MARKET DISCOUNT	TERM	NC
135 0000 WALGREENS BOOTS ALLIANCE INC - 931427108 - MINOR = 396								
SOLD		02/02/2015	10055 59					
ACQ	135 0000	08/07/2013	10055 59	6694.64	3360 95	0.00	LT	F
276.0000 WILLIAMS-SONOMA INC - 969904101 - MINOR = 396								
SOLD		08/21/2015	23186 44					
ACQ	276 0000	11/11/2011	23186.44	5785.62	17400 82	0 00	LT	F
3100 ACTAVIS PLC - G0083B108 - MINOR = 396								
SOLD		03/18/2015	97.71					
ACQ	3100	03/17/2015	97 71	94.55	3 16	0.00	ST	C
460 0000 BUNGE LTD - G16962105 - MINOR = 396								
SOLD		02/04/2015	41481.56					
ACQ	355 0000	11/17/2014	32012 94	31819.39	193 55	0 00	ST	C
	105 0000	11/14/2014	9468 62	9294 59	174 03	0 00	ST	C
577 0000 COVIDIEN PLC - ADR - G2554F113 - MINOR = 17								
SOLD		01/27/2015	62202 32					
ACQ	90 0000	11/14/2014	9702 27	8420 39	1281 88	0 00	ST	C
	113 0000	11/23/2011	12181 74	4464 10	7717 64	0 00	LT	F
	295 0000	11/17/2014	31801 87	27981 43	3820 44	0.00	ST	C
	79 0000	08/07/2013	8516 44	5010 97	3505 47	0 00	LT	F
CHANGED 12/09/15 RAD								
6100 MEDTRONIC PLC - G5960L103 - MINOR = 396								
SOLD		01/29/2015	43 83					
ACQ	6100	01/27/2015	43 83	46 33	-2 50	0.00	ST	C
2180 0000 NABORS INDUSTRIES LTD - ADR - G6359F103 - MINOR = 17								
SOLD		04/10/2015	31921 79					
ACQ	2180 0000	02/02/2015	31921 79	25988 65	5933 14	0 00	ST	C
		TOTALS	2697301 03	2338700 96				

SUMMARY OF CAPITAL GAINS/LOSSES

FEDERAL	SHORT TERM	LONG TERM 28%	LONG TERM	ST WASH SALE	LT WASH SALE	1250 GAIN
NONCOVERED FROM ABOVE	1612 99	0 00	69418 93	0 00	0 00	0 00*
COVERED FROM ABOVE	-14237 79	0.00	301805 94	0 00	0 00	
COMMON TRUST FUND	0 00	0 00	0 00			0 00
CAPITAL GAIN DIV/DIST	5552 04	0 00	94233 68			0 00
	-7072 76	0 00	465458 55	0 00	0 00	0 00
STATE						
NONCOVERED FROM ABOVE	1612 99	0 00	69418 93	0 00	0 00	0 00*
COVERED FROM ABOVE	-14237 79	0.00	301805 94	0 00	0 00	
COMMON TRUST FUND	0 00	0 00	0 00			0 00
CAPITAL GAIN DIV/DIST	5552 04	0 00	94233 68			0 00
	-7072 76	0 00	465458 55	0 00	0 00	0 00

* - 1250 GAIN DETAILED ON TRANS PAGES, NOT ABOVE

CAPITAL LOSS CARRYOVER

FEDERAL	0 00	0 00
MINNESOTA	N/A	N/A