



See a Social Security Number? Say Something!
Report Privacy Problems to <https://public.resource.org/privacy>
Or call the IRS Identity Theft Hotline at 1-800-908-4490



EXTENDED TO NOVEMBER 15, 2016
Return of Private Foundation

Form 990-PF

Department of the Treasury
Internal Revenue Service

Do not enter social security numbers on this form as it may be made public.
Information about Form 990-PF and its separate instructions is at www.irs.gov/form990pf.

OMB No. 1545-0052

2015

Open to Public Inspection

For calendar year 2015 or tax year beginning , and ending

Name of foundation EUGENE J. EDER CHARITABLE FOUNDATION, INC.		A Employer identification number 39-1870043
Number and street (or P.O. box number if mail is not delivered to street address) 788 N. JEFFERSON ST.	Room/suite 200	B Telephone number 414-276-7471
City or town, state or province, country, and ZIP or foreign postal code MILWAUKEE, WI 53202		C If exemption application is pending, check here <input type="checkbox"/>
G Check all that apply: <input type="checkbox"/> Initial return <input type="checkbox"/> Final return <input type="checkbox"/> Address change <input type="checkbox"/> Initial return of a former public charity <input type="checkbox"/> Amended return <input type="checkbox"/> Name change		D 1 Foreign organizations, check here <input type="checkbox"/> 2. Foreign organizations meeting the 85% test, check here and attach computation <input type="checkbox"/>
H Check type of organization: <input checked="" type="checkbox"/> Section 501(c)(3) exempt private foundation <input type="checkbox"/> Section 4947(a)(1) nonexempt charitable trust <input type="checkbox"/> Other taxable private foundation		E If private foundation status was terminated under section 507(b)(1)(A), check here <input type="checkbox"/>
I Fair market value of all assets at end of year (from Part II, col (c), line 16) \$ 12,178,069. (Part I, column (d) must be on cash basis)	J Accounting method: <input checked="" type="checkbox"/> Cash <input type="checkbox"/> Accrual <input type="checkbox"/> Other (specify) _____	F If the foundation is in a 60-month termination under section 507(b)(1)(B), check here <input type="checkbox"/>

Part I Analysis of Revenue and Expenses (The total of amounts in columns (b), (c), and (d) may not necessarily equal the amounts in column (a))		(a) Revenue and expenses per books	(b) Net investment income	(c) Adjusted net income	(d) Disbursements for charitable purposes (cash basis only)
Revenue	1 Contributions, gifts, grants, etc., received	3,350,000.		N/A	
	2 Check <input checked="" type="checkbox"/> if the foundation is not required to attach Sch. B				
	3 Interest on savings and temporary cash investments	148,261.	148,261.		STATEMENT 1
	4 Dividends and interest from securities	152,058.	152,058.		STATEMENT 2
	5a Gross rents				
	b Net rental income or (loss)				
	6a Net gain or (loss) from sale of assets not on line 10	<127,428.>			
	b Gross sales price for all assets on line 6a	9,425,804.			
	7 Capital gain net income (from Part IV, line 2)		0.		
	8 Net short-term capital gain				
	9 Income modifications				
	10a Gross sales less returns and allowances				
b Less Cost of goods sold					
c Gross profit or (loss)					
11 Other income					
12 Total. Add lines 1 through 11	3,522,891.	300,319.			
Operating and Administrative Expenses	13 Compensation of officers, directors, trustees, etc	45,919.	0.		0.
	14 Other employee salaries and wages				
	15 Pension plans, employee benefits				
	16a Legal fees				
	b Accounting fees				
	c Other professional fees				
	17 Interest				
	18 Taxes STMT 3	5,412.	2,412.		0.
	19 Depreciation and depletion				
	20 Occupancy				
	21 Travel, conferences, and meetings	8,151.	0.		0.
	22 Printing and publications				
	23 Other expenses STMT 4	100,490.	100,480.		0.
	24 Total operating and administrative expenses. Add lines 13 through 23	159,972.	102,892.		0.
	25 Contributions, gifts, grants paid	3,350,000.			3,350,000.
26 Total expenses and disbursements Add lines 24 and 25	3,509,972.	102,892.		3,350,000.	
27 Subtract line 26 from line 12:					
a Excess of revenue over expenses and disbursements	12,919.				
b Net investment income (if negative, enter -0-)		197,427.			
c Adjusted net income (if negative, enter -0-)			N/A		

6558

**EUGENE J. EDER CHARITABLE FOUNDATION,
INC.**

Form 990-PF (2015)

39-1870043 Page **2**

Part II Balance Sheets		Attached schedules and amounts in the description column should be for end-of-year amounts only		Beginning of year	End of year	
				(a) Book Value	(b) Book Value	(c) Fair Market Value
Assets	1	Cash - non-interest-bearing				
	2	Savings and temporary cash investments		1,616,283.	1,232,259.	1,234,685.
	3	Accounts receivable ▶				
		Less: allowance for doubtful accounts ▶				
	4	Pledges receivable ▶				
		Less: allowance for doubtful accounts ▶				
	5	Grants receivable				
	6	Receivables due from officers, directors, trustees, and other disqualified persons				
	7	Other notes and loans receivable ▶				
		Less: allowance for doubtful accounts ▶				
	8	Inventories for sale or use				
	9	Prepaid expenses and deferred charges				
	10a	Investments - U.S. and state government obligations STMT 5		686,764.	781,308.	791,513.
	b	Investments - corporate stock STMT 6		5,270,352.	4,472,055.	4,776,533.
	c	Investments - corporate bonds STMT 7		3,780,128.	4,430,824.	4,377,468.
	11	Investments - land, buildings, and equipment basis ▶				
	Less accumulated depreciation ▶					
12	Investments - mortgage loans					
13	Investments - other STMT 8		550,000.	1,000,000.	997,870.	
14	Land, buildings, and equipment: basis ▶					
	Less accumulated depreciation ▶					
15	Other assets (describe ▶)					
16	Total assets (to be completed by all filers - see the instructions. Also, see page 1, item I)		11,903,527.	11,916,446.	12,178,069.	
Liabilities	17	Accounts payable and accrued expenses				
	18	Grants payable				
	19	Deferred revenue				
	20	Loans from officers, directors, trustees, and other disqualified persons				
	21	Mortgages and other notes payable				
	22	Other liabilities (describe ▶)				
	23	Total liabilities (add lines 17 through 22)		0.	0.	
Net Assets or Fund Balances	Foundations that follow SFAS 117, check here ▶ <input type="checkbox"/>					
	and complete lines 24 through 26 and lines 30 and 31.					
	24	Unrestricted				
	25	Temporarily restricted				
	26	Permanently restricted				
	Foundations that do not follow SFAS 117, check here ▶ <input checked="" type="checkbox"/>					
	and complete lines 27 through 31.					
	27	Capital stock, trust principal, or current funds		0.	0.	
	28	Paid-in or capital surplus, or land, bldg., and equipment fund		0.	0.	
	29	Retained earnings, accumulated income, endowment, or other funds		11,903,527.	11,916,446.	
30	Total net assets or fund balances		11,903,527.	11,916,446.		
31	Total liabilities and net assets/fund balances		11,903,527.	11,916,446.		

Part III Analysis of Changes in Net Assets or Fund Balances

1	Total net assets or fund balances at beginning of year - Part II, column (a), line 30 (must agree with end-of-year figure reported on prior year's return)	1	11,903,527.
2	Enter amount from Part I, line 27a	2	12,919.
3	Other increases not included in line 2 (itemize) ▶	3	0.
4	Add lines 1, 2, and 3	4	11,916,446.
5	Decreases not included in line 2 (itemize) ▶	5	0.
6	Total net assets or fund balances at end of year (line 4 minus line 5) - Part II, column (b), line 30	6	11,916,446.

**EUGENE J. EDER CHARITABLE FOUNDATION,
INC.**

Form 990-PF (2015)

39-1870043 Page **3**

Part IV Capital Gains and Losses for Tax on Investment Income

(a) List and describe the kind(s) of property sold (e.g., real estate, 2-story brick warehouse; or common stock, 200 shs. MLC Co.)	(b) How acquired P - Purchase D - Donation	(c) Date acquired (mo., day, yr.)	(d) Date sold (mo., day, yr.)
1a			
b SEE ATTACHED STATEMENTS			
c			
d			
e			

(e) Gross sales price	(f) Depreciation allowed (or allowable)	(g) Cost or other basis plus expense of sale	(h) Gain or (loss) (e) plus (f) minus (g)
a			
b			
c			
d			
e 9,425,804.		9,553,232.	<127,428.>

Complete only for assets showing gain in column (h) and owned by the foundation on 12/31/69

(i) F.M.V. as of 12/31/69	(j) Adjusted basis as of 12/31/69	(k) Excess of col. (i) over col. (j), if any	(l) Gains (Col. (h) gain minus col. (k), but not less than -0-) or Losses (from col. (h))
a			
b			
c			
d			
e			<127,428.>

2 Capital gain net income or (net capital loss) { If gain, also enter in Part I, line 7 If (loss), enter -0- in Part I, line 7 }	2	<127,428.>
3 Net short-term capital gain or (loss) as defined in sections 1222(5) and (6): If gain, also enter in Part I, line 8, column (c). If (loss), enter -0- in Part I, line 8	3	N/A

Part V Qualification Under Section 4940(e) for Reduced Tax on Net Investment Income

(For optional use by domestic private foundations subject to the section 4940(a) tax on net investment income.)

If section 4940(d)(2) applies, leave this part blank.

Was the foundation liable for the section 4942 tax on the distributable amount of any year in the base period?

☐ Yes ☒ No

If "Yes," the foundation does not qualify under section 4940(e). Do not complete this part.

1 Enter the appropriate amount in each column for each year; see the instructions before making any entries.

(a) Base period years Calendar year (or tax year beginning in)	(b) Adjusted qualifying distributions	(c) Net value of noncharitable-use assets	(d) Distribution ratio (col. (b) divided by col. (c))
2014	3,396,568.	12,347,434.	.275083
2013	3,493,612.	11,026,818.	.316829
2012	2,753,837.	10,047,087.	.274093
2011	628,741.	8,567,837.	.073384
2010	364,948.	5,526,778.	.066033

2 Total of line 1, column (d)	2	1.005422
3 Average distribution ratio for the 5-year base period - divide the total on line 2 by 5, or by the number of years the foundation has been in existence if less than 5 years	3	.201084
4 Enter the net value of noncharitable-use assets for 2015 from Part X, line 5	4	12,407,140.
5 Multiply line 4 by line 3	5	2,494,877.
6 Enter 1% of net investment income (1% of Part I, line 27b)	6	1,974.
7 Add lines 5 and 6	7	2,496,851.
8 Enter qualifying distributions from Part XII, line 4 If line 8 is equal to or greater than line 7, check the box in Part VI, line 1b, and complete that part using a 1% tax rate. See the Part VI instructions.	8	3,350,000.

**EUGENE J. EDER CHARITABLE FOUNDATION,
INC.**

Form 990-PF (2015)

39-1870043 Page 4

Part VI Excise Tax Based on Investment Income (Section 4940(a), 4940(b), 4940(e), or 4948 - see instructions)

1a Exempt operating foundations described in section 4940(d)(2), check here <input type="checkbox"/> and enter "N/A" on line 1. Date of ruling or determination letter: _____ (attach copy of letter if necessary-see instructions)			
b Domestic foundations that meet the section 4940(e) requirements in Part V, check here <input checked="" type="checkbox"/> and enter 1% of Part I, line 27b		1	1,974.
c All other domestic foundations enter 2% of line 27b. Exempt foreign organizations enter 4% of Part I, line 12, col. (b).			
2 Tax under section 511 (domestic section 4947(a)(1) trusts and taxable foundations only. Others enter -0-)		2	0.
3 Add lines 1 and 2		3	1,974.
4 Subtitle A (income) tax (domestic section 4947(a)(1) trusts and taxable foundations only. Others enter -0-)		4	0.
5 Tax based on investment income. Subtract line 4 from line 3. If zero or less, enter -0-		5	1,974.
6 Credits/Payments:			
a 2015 estimated tax payments and 2014 overpayment credited to 2015		6a	6,467.
b Exempt foreign organizations - tax withheld at source		6b	
c Tax paid with application for extension of time to file (Form 8868)		6c	
d Backup withholding erroneously withheld		6d	
7 Total credits and payments. Add lines 6a through 6d		7	6,467.
8 Enter any penalty for underpayment of estimated tax. Check here <input type="checkbox"/> if Form 2220 is attached		8	
9 Tax due If the total of lines 5 and 8 is more than line 7, enter amount owed		9	
10 Overpayment If line 7 is more than the total of lines 5 and 8, enter the amount overpaid		10	4,493.
11 Enter the amount of line 10 to be: Credited to 2016 estimated tax <input checked="" type="checkbox"/> Refunded <input type="checkbox"/>		11	0.

Part VII-A Statements Regarding Activities

	Yes	No
1a During the tax year, did the foundation attempt to influence any national, state, or local legislation or did it participate or intervene in any political campaign?		X
1b Did it spend more than \$100 during the year (either directly or indirectly) for political purposes (see instructions for the definition)? <i>If the answer is "Yes" to 1a or 1b, attach a detailed description of the activities and copies of any materials published or distributed by the foundation in connection with the activities.</i>		X
1c Did the foundation file Form 1120-POL for this year?		X
d Enter the amount (if any) of tax on political expenditures (section 4955) imposed during the year: (1) On the foundation. <input checked="" type="checkbox"/> \$ 0. (2) On foundation managers. <input checked="" type="checkbox"/> \$ 0.		
e Enter the reimbursement (if any) paid by the foundation during the year for political expenditure tax imposed on foundation managers. <input checked="" type="checkbox"/> \$ 0.		
2 Has the foundation engaged in any activities that have not previously been reported to the IRS? <i>If "Yes," attach a detailed description of the activities.</i>	2	X
3 Has the foundation made any changes, not previously reported to the IRS, in its governing instrument, articles of incorporation, or bylaws, or other similar instruments? <i>If "Yes," attach a conformed copy of the changes</i>	3	X
4a Did the foundation have unrelated business gross income of \$1,000 or more during the year?	4a	X
b If "Yes," has it filed a tax return on Form 990-T for this year?	4b	
5 Was there a liquidation, termination, dissolution, or substantial contraction during the year? <i>If "Yes," attach the statement required by General Instruction T.</i>	5	X
6 Are the requirements of section 508(e) (relating to sections 4941 through 4945) satisfied either: • By language in the governing instrument, or • By state legislation that effectively amends the governing instrument so that no mandatory directions that conflict with the state law remain in the governing instrument?	6	X
7 Did the foundation have at least \$5,000 in assets at any time during the year? <i>If "Yes," complete Part II, col (c), and Part XV</i>	7	X
8a Enter the states to which the foundation reports or with which it is registered (see instructions) <input checked="" type="checkbox"/> WI		
b If the answer is "Yes" to line 7, has the foundation furnished a copy of Form 990-PF to the Attorney General (or designate) of each state as required by <i>General Instruction G</i> ? <i>If "No," attach explanation</i>	8b	X
9 Is the foundation claiming status as a private operating foundation within the meaning of section 4942(j)(3) or 4942(j)(5) for calendar year 2015 or the taxable year beginning in 2015 (see instructions for Part XIV)? <i>If "Yes," complete Part XIV</i>	9	X
10 Did any persons become substantial contributors during the tax year? <i>If "Yes," attach a schedule listing their names and addresses</i>	10	X

N/A

Form 990-PF (2015)

EUGENE J. EDER CHARITABLE FOUNDATION,
INC.

39-1870043

Page 5

Part VII-A Statements Regarding Activities (continued)

	Yes	No
11 At any time during the year, did the foundation, directly or indirectly, own a controlled entity within the meaning of section 512(b)(13)? If "Yes," attach schedule (see instructions)		X
12 Did the foundation make a distribution to a donor advised fund over which the foundation or a disqualified person had advisory privileges? If "Yes," attach statement (see instructions)	X	
13 Did the foundation comply with the public inspection requirements for its annual returns and exemption application? Website address ▶ N/A	X	
14 The books are in care of ▶ ALLAN J CARNEOL Telephone no. ▶ (414) 276-7471 Located at ▶ 788 N. JEFFERSON ST., SUITE 200, MILWAUKEE, WI ZIP+4 ▶ 53202		
15 Section 4947(a)(1) nonexempt charitable trusts filing Form 990-PF in lieu of Form 1041 - Check here and enter the amount of tax-exempt interest received or accrued during the year ▶ 15 N/A		
16 At any time during calendar year 2015, did the foundation have an interest in or a signature or other authority over a bank, securities, or other financial account in a foreign country? See the instructions for exceptions and filing requirements for FinCEN Form 114. If "Yes," enter the name of the foreign country ▶		X

Part VII-B Statements Regarding Activities for Which Form 4720 May Be Required

File Form 4720 if any item is checked in the "Yes" column, unless an exception applies.

	Yes	No
1a During the year did the foundation (either directly or indirectly): (1) Engage in the sale or exchange, or leasing of property with a disqualified person? <input type="checkbox"/> Yes <input checked="" type="checkbox"/> No (2) Borrow money from, lend money to, or otherwise extend credit to (or accept it from) a disqualified person? <input type="checkbox"/> Yes <input checked="" type="checkbox"/> No (3) Furnish goods, services, or facilities to (or accept them from) a disqualified person? <input type="checkbox"/> Yes <input checked="" type="checkbox"/> No (4) Pay compensation to, or pay or reimburse the expenses of, a disqualified person? <input type="checkbox"/> Yes <input checked="" type="checkbox"/> No (5) Transfer any income or assets to a disqualified person (or make any of either available for the benefit or use of a disqualified person)? <input type="checkbox"/> Yes <input checked="" type="checkbox"/> No (6) Agree to pay money or property to a government official? (Exception Check "No" if the foundation agreed to make a grant to or to employ the official for a period after termination of government service, if terminating within 90 days.) <input type="checkbox"/> Yes <input checked="" type="checkbox"/> No		
b If any answer is "Yes" to 1a(1)-(6), did any of the acts fail to qualify under the exceptions described in Regulations section 53.4941(d)-3 or in a current notice regarding disaster assistance (see instructions)? Organizations relying on a current notice regarding disaster assistance check here N/A		
c Did the foundation engage in a prior year in any of the acts described in 1a, other than excepted acts, that were not corrected before the first day of the tax year beginning in 2015?		X
2 Taxes on failure to distribute income (section 4942) (does not apply for years the foundation was a private operating foundation defined in section 4942(j)(3) or 4942(j)(5)): a At the end of tax year 2015, did the foundation have any undistributed income (lines 6d and 6e, Part XIII) for tax year(s) beginning before 2015? <input type="checkbox"/> Yes <input checked="" type="checkbox"/> No If "Yes," list the years ▶ b Are there any years listed in 2a for which the foundation is not applying the provisions of section 4942(a)(2) (relating to incorrect valuation of assets) to the year's undistributed income? (If applying section 4942(a)(2) to all years listed, answer "No" and attach statement - see instructions.) N/A c If the provisions of section 4942(a)(2) are being applied to any of the years listed in 2a, list the years here. ▶		
3a Did the foundation hold more than a 2% direct or indirect interest in any business enterprise at any time during the year? <input type="checkbox"/> Yes <input checked="" type="checkbox"/> No b If "Yes," did it have excess business holdings in 2015 as a result of (1) any purchase by the foundation or disqualified persons after May 26, 1969; (2) the lapse of the 5-year period (or longer period approved by the Commissioner under section 4943(c)(7)) to dispose of holdings acquired by gift or bequest; or (3) the lapse of the 10-, 15-, or 20-year first phase holding period? (Use Schedule C, Form 4720, to determine if the foundation had excess business holdings in 2015.) N/A		
4a Did the foundation invest during the year any amount in a manner that would jeopardize its charitable purposes?		X
b Did the foundation make any investment in a prior year (but after December 31, 1969) that could jeopardize its charitable purpose that had not been removed from jeopardy before the first day of the tax year beginning in 2015?		X

Form 990-PF (2015)

Part VII-B Statements Regarding Activities for Which Form 4720 May Be Required (continued)**5a** During the year did the foundation pay or incur any amount to:

(1) Carry on propaganda, or otherwise attempt to influence legislation (section 4945(e))?

☐ Yes ☒ No

(2) Influence the outcome of any specific public election (see section 4955); or to carry on, directly or indirectly, any voter registration drive?

☐ Yes ☒ No

(3) Provide a grant to an individual for travel, study, or other similar purposes?

☐ Yes ☒ No

(4) Provide a grant to an organization other than a charitable, etc., organization described in section 4945(d)(4)(A)? (see instructions)

☐ Yes ☒ No

(5) Provide for any purpose other than religious, charitable, scientific, literary, or educational purposes, or for the prevention of cruelty to children or animals?

☐ Yes ☒ No**b** If any answer is "Yes" to 5a(1)-(5), did **any** of the transactions fail to qualify under the exceptions described in Regulations section 53.4945 or in a current notice regarding disaster assistance (see instructions)?

N/A

5b

Organizations relying on a current notice regarding disaster assistance check here

☒**c** If the answer is "Yes" to question 5a(4), does the foundation claim exemption from the tax because it maintained expenditure responsibility for the grant?

N/A

☐ Yes ☐ No

If "Yes," attach the statement required by Regulations section 53.4945-5(d)

6a Did the foundation, during the year, receive any funds, directly or indirectly, to pay premiums on a personal benefit contract?☐ Yes ☒ No**b** Did the foundation, during the year, pay premiums, directly or indirectly, on a personal benefit contract?

6b

X

If "Yes" to 6b, file Form 8870.

7a At any time during the tax year, was the foundation a party to a prohibited tax shelter transaction?☐ Yes ☒ No**b** If "Yes," did the foundation receive any proceeds or have any net income attributable to the transaction?

N/A

7b

Part VIII Information About Officers, Directors, Trustees, Foundation Managers, Highly Paid Employees, and Contractors**1** List all officers, directors, trustees, foundation managers and their compensation.

(a) Name and address	(b) Title, and average hours per week devoted to position	(c) Compensation (If not paid, enter -0-)	(d) Contributions to employee benefit plans and deferred compensation	(e) Expense account, other allowances
FAYE KOROBKIN 8969 N MOHAWK MILWAUKEE, WI 53217	VICE PRESIDENT & DIRECTOR 3.00	0.	0.	0.
ALLAN J. CARNEOL 788 N. JEFFERSON ST, SUITE 200 MILWAUKEE, WI 53202	PRESIDENT & DIRECTOR 10.00	45,919.	0.	0.

2 Compensation of five highest-paid employees (other than those included on line 1). If none, enter "NONE."

(a) Name and address of each employee paid more than \$50,000	(b) Title, and average hours per week devoted to position	(c) Compensation	(d) Contributions to employee benefit plans and deferred compensation	(e) Expense account, other allowances
NONE				

Total number of other employees paid over \$50,000

0

Part VIII Information About Officers, Directors, Trustees, Foundation Managers, Highly Paid Employees, and Contractors *(continued)*

3 Five highest-paid independent contractors for professional services. If none, enter "NONE."

[illegible]

Total number of others receiving over \$50,000 for professional services

Total number of clients receiving over \$50,000 for professional services	
Part IX-A	Summary of Direct Charitable Activities

List the foundation's four largest direct charitable activities during the tax year. Include relevant statistical information such as the number of organizations and other beneficiaries served, conferences convened, research papers produced, etc.

1	N/A	
2		
3		
4		

Part IX-B	Summary of Program-Related Investments
------------------	---

Describe the two largest program-related investments made by the foundation during the tax year on lines 1 and 2.

Recorded the two largest program-related investments made by the foundation during the tax year on lines 1 and 2:		Amount
1	N/A	
2		
All other program-related investments. See instructions.		
3		

Total. Add lines 1 through 3Form **990-PF** (2015)

Part X**Minimum Investment Return** (All domestic foundations must complete this part. Foreign foundations, see instructions.)

1	Fair market value of assets not used (or held for use) directly in carrying out charitable, etc., purposes:		
a	Average monthly fair market value of securities	1a	11,383,946.
b	Average of monthly cash balances	1b	1,212,135.
c	Fair market value of all other assets	1c	
d	Total (add lines 1a, b, and c)	1d	12,596,081.
e	Reduction claimed for blockage or other factors reported on lines 1a and 1c (attach detailed explanation)	1e	0.
2	Acquisition indebtedness applicable to line 1 assets	2	0.
3	Subtract line 2 from line 1d	3	12,596,081.
4	Cash deemed held for charitable activities. Enter 1 1/2% of line 3 (for greater amount, see instructions)	4	188,941.
5	Net value of noncharitable-use assets. Subtract line 4 from line 3. Enter here and on Part V, line 4	5	12,407,140.
6	Minimum investment return. Enter 5% of line 5	6	620,357.

Part XI**Distributable Amount** (see instructions) (Section 4942(j)(3) and (j)(5) private operating foundations and certain foreign organizations check here ☐ and do not complete this part.)

1	Minimum investment return from Part X, line 6	1	620,357.
2a	Tax on investment income for 2015 from Part VI, line 5	2a	1,974.
b	Income tax for 2015. (This does not include the tax from Part VI.)	2b	
c	Add lines 2a and 2b	2c	1,974.
3	Distributable amount before adjustments. Subtract line 2c from line 1	3	618,383.
4	Recoveries of amounts treated as qualifying distributions	4	0.
5	Add lines 3 and 4	5	618,383.
6	Deduction from distributable amount (see instructions)	6	0.
7	Distributable amount as adjusted. Subtract line 6 from line 5. Enter here and on Part XIII, line 1	7	618,383.

Part XII**Qualifying Distributions** (see instructions)

1	Amounts paid (including administrative expenses) to accomplish charitable, etc., purposes:		
a	Expenses, contributions, gifts, etc. - total from Part I, column (d), line 26	1a	3,350,000.
b	Program-related investments - total from Part IX-B	1b	0.
2	Amounts paid to acquire assets used (or held for use) directly in carrying out charitable, etc., purposes	2	
3	Amounts set aside for specific charitable projects that satisfy the:		
a	Suitability test (prior IRS approval required)	3a	
b	Cash distribution test (attach the required schedule)	3b	
4	Qualifying distributions. Add lines 1a through 3b. Enter here and on Part V, line 8, and Part XIII, line 4	4	3,350,000.
5	Foundations that qualify under section 4940(e) for the reduced rate of tax on net investment income. Enter 1% of Part I, line 27b	5	1,974.
6	Adjusted qualifying distributions. Subtract line 5 from line 4	6	3,348,026.

Note The amount on line 6 will be used in Part V, column (b), in subsequent years when calculating whether the foundation qualifies for the section 4940(e) reduction of tax in those years.

Part XIII **Undistributed Income** (see instructions)

	(a) Corpus	(b) Years prior to 2014	(c) 2014	(d) 2015
1 Distributable amount for 2015 from Part XI, line 7				618,383.
2 Undistributed income, if any, as of the end of 2015				
a Enter amount for 2014 only			0.	
b Total for prior years:		0.		
3 Excess distributions carryover, if any, to 2015:				
a From 2010	91,173.			
b From 2011	202,849.			
c From 2012	2,260,001.			
d From 2013	2,955,047.			
e From 2014	2,786,060.			
f Total of lines 3a through e	8,295,130.			
4 Qualifying distributions for 2015 from Part XII, line 4: ► \$ 3,350,000.				
a Applied to 2014, but not more than line 2a			0.	
b Applied to undistributed income of prior years (Election required - see instructions)		0.		
c Treated as distributions out of corpus (Election required - see instructions)	0.			
d Applied to 2015 distributable amount				618,383.
e Remaining amount distributed out of corpus	2,731,617.			
5 Excess distributions carryover applied to 2015 (If an amount appears in column (d), the same amount must be shown in column (a))	0.			0.
6 Enter the net total of each column as indicated below:				
a Corpus Add lines 3f, 4c, and 4e Subtract line 5	11,026,747.			
b Prior years' undistributed income. Subtract line 4b from line 2b		0.		
c Enter the amount of prior years' undistributed income for which a notice of deficiency has been issued, or on which the section 4942(a) tax has been previously assessed		0.		
d Subtract line 6c from line 6b. Taxable amount - see instructions		0.		
e Undistributed income for 2014. Subtract line 4a from line 2a. Taxable amount - see instr.			0.	
f Undistributed income for 2015. Subtract lines 4d and 5 from line 1. This amount must be distributed in 2016				0.
7 Amounts treated as distributions out of corpus to satisfy requirements imposed by section 170(b)(1)(F) or 4942(g)(3) (Election may be required - see instructions)	0.			
8 Excess distributions carryover from 2010 not applied on line 5 or line 7	91,173.			
9 Excess distributions carryover to 2016 Subtract lines 7 and 8 from line 6a	10,935,574.			
10 Analysis of line 9:				
a Excess from 2011	202,849.			
b Excess from 2012	2,260,001.			
c Excess from 2013	2,955,047.			
d Excess from 2014	2,786,060.			
e Excess from 2015	2,731,617.			

N/A

- ☐ 4942(j)(3) or ☐ 4942(j)(5)

- (4) Gross investment income

[illegible]

d Any restrictions or limitations on awards, such as by geographical areas, charitable fields, kinds of institutions, or other factors:

<div> <div>Part XV</div> <div>Supplementary Information (continued)</div> </div>				
<div>3 Grants and Contributions Paid During the Year or Approved for Future Payment</div>				
<div> <div>Recipient</div> <div>Name and address (home or business)</div> </div>	<div> <div>If recipient is an individual, show any relationship to any foundation manager or substantial contributor</div> </div>	<div> <div>Foundation status of recipient</div> </div>	<div> <div>Purpose of grant or contribution</div> </div>	<div> <div>Amount</div> </div>
<div>a Paid during the year</div>				
<div> <div>MILW. JEWISH COMMUNITY FOUNDATION</div> <div>1360 N PROSPECT AVE</div> <div>MILWAUKEE, WI 53202</div> </div>	<div>N/A</div>	<div>501C3</div>	<div>TO PROMOTE COMMUNITY WELL BEING</div>	<div>3,350,000.</div>
<div>Total</div>				<div>3,350,000.</div>
<div>b Approved for future payment</div>				
<div>NONE</div>				
<div>Total</div>				<div>0.</div>

Part XVI-A

1 Program service revenue:

12 Subtotal Add columns (b), (d), and (e)

13 172,891.

13 172,891.

Part XVI-B[illegible]

Part XVII - Information Regarding Transfers To and Transactions and Relationships With Noncharitable Exempt Organizations




- | | | Yes | No |
|----------|--|--------------|----------|
| 1 | Did the organization directly or indirectly engage in any of the following with any other organization described in section 501(c) of the Code (other than section 501(c)(3) organizations) or in section 527, relating to political organizations? | | |
| a | Transfers from the reporting foundation to a noncharitable exempt organization of: | | |
| | (1) Cash | 1a(1) | X |
| | (2) Other assets | 1a(2) | X |
| b | Other transactions: | | |
| | (1) Sales of assets to a noncharitable exempt organization | 1b(1) | X |
| | (2) Purchases of assets from a noncharitable exempt organization | 1b(2) | X |
| | (3) Rental of facilities, equipment, or other assets | 1b(3) | X |
| | (4) Reimbursement arrangements | 1b(4) | X |
| | (5) Loans or loan guarantees | 1b(5) | X |
| | (6) Performance of services or membership or fundraising solicitations | 1b(6) | X |
| c | Sharing of facilities, equipment, mailing lists, other assets, or paid employees | 1c | X |
| d | If the answer to any of the above is "Yes," complete the following schedule. Column (b) should always show the fair market value of the goods, other assets, or services given by the reporting foundation. If the foundation received less than fair market value in any transaction or sharing arrangement, show in column (d) the value of the goods, other assets, or services received. | | |

[illegible]

- 2a** Is the foundation directly or indirectly affiliated with, or related to, one or more tax-exempt organizations described in section 501(c) of the Code (other than section 501(c)(3)) or in section 527? ☐ Yes ☒ No
- b** If "Yes," complete the following schedule.

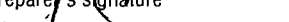
(a) Name of organization	(b) Type of organization	(c) Description of relationship
N/A		

and belief, it is true, correct, and complete. Declaration of preparer (other than taxpayer) is based on all information of which preparer has any knowledge.

Signature of officer or trustee Date Title

May the IRS discuss this return with the preparer shown below (see instr.)? ☒ Yes ☐ No

Paid Preparer Use Only	Print/Type preparer's name	Preparer's signature 	Date	Check <input type="checkbox"/> if self-employed	PTIN
	JACQUELYN SUNN	JACQUELYN SUNN	11/11/16		P01873172
	Firm's name ▶ ZETLEY CARNEOL STEIN S.C.				Firm's EIN ▶ 39-1370278
	Firm's address ▶ 788 N JEFFERSON ST STE 200 MILWAUKEE, WI 53202-3710				Phone no. (414) 276-7471

Part IV Capital Gains and Losses for Tax on Investment Income

(a) List and describe the kind(s) of property sold, e.g., real estate, 2-story brick warehouse; or common stock, 200 shs. MLC Co.		(b) How acquired P - Purchase D - Donation	(c) Date acquired (mo., day, yr.)	(d) Date sold (mo., day, yr.)
1a	GE NOTE 5.25 120617		03/09/15	04/28/15
b	GS SR NOTE 5.125 011515		03/18/14	01/15/15
c	GECC MTN 5.375 102016		03/18/14	04/28/15
d	GS MTN 3.7 080115		02/23/15	08/03/15
e	HONEYWELL INTL		02/23/15	07/09/15
f	HONEYWELL INTL		03/26/14	07/09/15
g	ID PWR		03/18/14	04/23/15
h	NATL RURAL		03/26/14	05/15/15
i	NATIONAL RURAL		02/11/15	05/15/15
j	PNC FUNDING		04/25/14	01/06/15
k	US BANCORP		11/17/14	05/29/15
l	UST NOTE 2.125 081521		01/21/15	06/03/15
m	UST NOTE 2.125 081521		04/23/15	06/03/15
n	UST NOTE 2.125 081521		03/25/14	06/03/15
o	UST NOTE 3.625 021520		01/21/15	12/17/15

	(e) Gross sales price	(f) Depreciation allowed (or allowable)	(g) Cost or other basis plus expense of sale	(h) Gain or (loss) (e) plus (f) minus (g)
a	17,656.		17,637.	19.
b	21,000.		21,000.	0.
c	22,400.		22,431.	<31.>
d	20,000.		20,000.	0.
e	17,641.		17,640.	1.
f	39,692.		39,371.	321.
g	48,255.		48,255.	0.
h	22,160.		22,001.	159.
i	12,065.		12,028.	37.
j	20,715.		20,746.	<31.>
k	57,895.		57,922.	<27.>
l	11,076.		11,334.	<258.>
m	22,151.		22,608.	<457.>
n	100,688.		98,305.	2,383.
o	6,484.		6,558.	<74.>

Complete only for assets showing gain in column (h) and owned by the foundation on 12/31/69

(i) F.M.V. as of 12/31/69	(j) Adjusted basis as of 12/31/69	(k) Excess of col. (i) over col. (j), if any	(l) Losses (from col. (h)) Gains (excess of col. (h) gain over col. (k), but not less than "-0-")
a			19.
b			0.
c			<31.>
d			0.
e			1.
f			321.
g			0.
h			159.
i			37.
j			<31.>
k			<27.>
l			<258.>
m			<457.>
n			2,383.
o			<74.>

2 Capital gain net income or (net capital loss) { If gain, also enter in Part I, line 7
If (loss), enter "-0-" in Part I, line 7 }

2

3 Net short-term capital gain or (loss) as defined in sections 1222(5) and (6):
If gain, also enter in Part I, line 8, column (c).
If (loss), enter "-0-" in Part I, line 8

3

Part IV Capital Gains and Losses for Tax on Investment Income

(a) List and describe the kind(s) of property sold, e.g., real estate, 2-story brick warehouse; or common stock, 200 shs. MLC Co.		(b) How acquired P - Purchase D - Donation	(c) Date acquired (mo., day, yr.)	(d) Date sold (mo., day, yr.)
1a	UST NOTE 3.625 021520		04/23/15	12/17/15
b	UST NOTE 3.625 021520		03/25/14	12/17/15
c	ISRAEL ST VAR 020115		01/24/12	02/02/15
d	ISRAEL ST 1.25 110115		11/07/12	11/04/15
e	HUSSMAN STR GRW		01/02/15	11/11/15
f	HUSSMAN STR GRW		05/14/10	11/11/15
g	HUSSMAN STR GRW		08/09/10	11/11/15
h	HUSSMAN STR GRW		01/03/11	11/11/15
i	HUSSMAN STR GRW		10/27/11	11/11/15
j	HUSSMAN STR GRW		01/03/12	11/11/15
k	HUSSMAN STR GRW		01/02/13	11/11/15
l	HUSSMAN STR GRW		01/02/14	11/11/15
m	ISHS CORE S&P 500 ETF		11/02/15	11/11/15
n	ISHS RUSS 2000 INDX ETF		11/02/15	11/11/15
o	PROSH ULT S&P 500 2X ETF		11/02/15	11/11/15

(e) Gross sales price		(f) Depreciation allowed (or allowable)	(g) Cost or other basis plus expense of sale	(h) Gain or (loss) (e) plus (f) minus (g)
a	15,129.		15,288.	<159.>
b	145,884.		143,838.	2,046.
c	100,000.		100,000.	0.
d	100,000.		100,000.	0.
e	5,263.		5,763.	<500.>
f	190,994.		300,000.	<109,006.>
g	6,253.		9,966.	<3,713.>
h	756.		1,133.	<377.>
i	461,788.		700,004.	<238,216.>
j	3,286.		4,981.	<1,695.>
k	9,398.		12,275.	<2,877.>
l	7,527.		9,078.	<1,551.>
m	174,329.		175,328.	<999.>
n	176,434.		175,449.	985.
o	19,930.		20,168.	<238.>

Complete only for assets showing gain in column (h) and owned by the foundation on 12/31/69			(l) Losses (from col. (h)) Gains (excess of col. (h) gain over col. (k), but not less than "-0-")
(i) F.M.V. as of 12/31/69	(j) Adjusted basis as of 12/31/69	(k) Excess of col. (i) over col. (j), if any	
a			<159.>
b			2,046.
c			0.
d			0.
e			<500.>
f			<109,006.>
g			<3,713.>
h			<377.>
i			<238,216.>
j			<1,695.>
k			<2,877.>
l			<1,551.>
m			<999.>
n			985.
o			<238.>

2 Capital gain net income or (net capital loss) { If gain, also enter in Part I, line 7
If (loss), enter "-0-" in Part I, line 7 }

2

3 Net short-term capital gain or (loss) as defined in sections 1222(5) and (6):

If gain, also enter in Part I, line 8, column (c).

If (loss), enter "-0-" in Part I, line 8

3

Part IV Capital Gains and Losses for Tax on Investment Income

(a) List and describe the kind(s) of property sold, e.g., real estate, 2-story brick warehouse; or common stock, 200 shs. MLC Co.		(b) How acquired P - Purchase D - Donation	(c) Date acquired (mo., day, yr.)	(d) Date sold (mo., day, yr.)
1a	PROSH ULT RUSS 2K 2X ETF		11/02/15	11/11/15
b	ISHS 1-3YR TRS ETF		07/01/15	11/11/15
c	ISHS 1-3YR TRS ETF		07/16/15	11/11/15
d	ISHS 1-3YR TRS ETF		09/02/15	11/11/15
e	PROSH UL 7-10YR TRS 2XETF		07/01/15	11/11/15
f	PROSH UL 7-10YR TRS 2XETF		07/16/15	11/11/15
g	PROSH UL 7-10YR TRS 2XETF		09/02/15	11/11/15
h	AVERY DENNISON CORP		12/08/14	07/16/15
i	AVERY DENNISON CORP		12/08/14	11/04/15
j	AVERY DENNISON CORP		09/03/14	11/04/15
k	BROADRIDGE FINANCIAL		09/03/14	01/22/15
l	CARLISLE COMPANIES INC		09/03/14	01/22/15
m	CARLISLE COMPANIES INC		09/24/09	01/22/15
n	CIMAREX ENERGY COMPANY		09/03/14	05/13/15
o	CIMAREX ENERGY COMPANY		01/24/12	05/13/15

(e) Gross sales price	(f) Depreciation allowed (or allowable)	(g) Cost or other basis plus expense of sale	(h) Gain or (loss) (e) plus (f) minus (g)
a	20,401.	20,199.	202.
b	193,964.	194,378.	<414.>
c	14,634.	14,676.	<42.>
d	153,445.	153,805.	<360.>
e	6,335.	6,185.	150.
f	6,335.	6,261.	74.
g	14,837.	15,144.	<307.>
h	3,166.	2,483.	683.
i	645.	497.	148.
j	6,450.	4,817.	1,633.
k	6,487.	4,909.	1,578.
l	5,776.	5,380.	396.
m	444.	168.	276.
n	4,106.	5,013.	<907.>
o	587.	292.	295.

Complete only for assets showing gain in column (h) and owned by the foundation on 12/31/69

(i) F.M.V. as of 12/31/69	(j) Adjusted basis as of 12/31/69	(k) Excess of col. (i) over col. (j), if any	(l) Losses (from col. (h)) Gains (excess of col. (h) gain over col. (k), but not less than "-0-")
a			202.
b			<414.>
c			<42.>
d			<360.>
e			150.
f			74.
g			<307.>
h			683.
i			148.
j			1,633.
k			1,578.
l			396.
m			276.
n			<907.>
o			295.

2	Capital gain net income or (net capital loss) { If gain, also enter in Part I, line 7 If (loss), enter "-0-" in Part I, line 7 }	2	
3	Net short-term capital gain or (loss) as defined in sections 1222(5) and (6): If gain, also enter in Part I, line 8, column (c). If (loss), enter "-0-" in Part I, line 8 }	3	

Part IV Capital Gains and Losses for Tax on Investment Income

(a) List and describe the kind(s) of property sold, e.g., real estate, 2-story brick warehouse; or common stock, 200 shs. MLC Co.		(b) How acquired P - Purchase D - Donation	(c) Date acquired (mo., day, yr.)	(d) Date sold (mo., day, yr.)
1a	CIMAREX ENERGY COMPANY		06/11/12	05/13/15
b	CINTAS CORP		09/03/14	01/09/15
c	CINTAS CORP		09/24/09	01/09/15
d	CINTAS CORP		10/30/09	01/09/15
e	FORWARD AIR CORP		09/03/14	03/02/15
f	FORWARD AIR CORP		06/05/12	03/02/15
g	GENPACT LTD		09/03/14	04/06/15
h	HANGER INC		04/03/14	02/19/15
i	HANGER INC		09/03/14	02/19/15
j	LINDSAY CORP		01/08/14	10/08/15
k	LINDSAY CORP		09/03/14	10/08/15
l	MKS INSTRUMENTS INC		09/03/14	05/05/15
m	PATTERSON COMPANIES INC		09/03/14	05/20/15
n	PATTERSON COMPANIES INC		09/24/09	05/20/15
o	PATTERSON COMPANIES INC		10/30/09	05/20/15

	(e) Gross sales price	(f) Depreciation allowed (or allowable)	(g) Cost or other basis plus expense of sale	(h) Gain or (loss) (e) plus (f) minus (g)
a	4,106.		1,712.	2,394.
b	1,542.		1,327.	215.
c	4,240.		1,626.	2,614.
d	2,313.		841.	1,472.
e	2,675.		2,341.	334.
f	3,210.		1,866.	1,344.
g	4,829.		3,693.	1,136.
h	1,793.		2,587.	<794.>
i	1,554.		1,464.	90.
j	362.		412.	<50.>
k	3,624.		3,808.	<184.>
l	2,802.		2,694.	108.
m	8,541.		7,289.	1,252.
n	4,982.		2,836.	2,146.
o	2,847.		1,565.	1,282.

Complete only for assets showing gain in column (h) and owned by the foundation on 12/31/69

(i) F.M.V. as of 12/31/69	(j) Adjusted basis as of 12/31/69	(k) Excess of col. (i) over col. (j), if any	(l) Losses (from col. (h)) Gains (excess of col. (h) gain over col. (k), but not less than "-0-")
a			2,394.
b			215.
c			2,614.
d			1,472.
e			334.
f			1,344.
g			1,136.
h			<794.>
i			90.
j			<50.>
k			<184.>
l			108.
m			1,252.
n			2,146.
o			1,282.

2 Capital gain net income or (net capital loss) { If gain, also enter in Part I, line 7
If (loss), enter "-0-" in Part I, line 7 }

2

3 Net short-term capital gain or (loss) as defined in sections 1222(5) and (6):

If gain, also enter in Part I, line 8, column (c).

If (loss), enter "-0-" in Part I, line 8

3

Part IV Capital Gains and Losses for Tax on Investment Income

(a) List and describe the kind(s) of property sold, e.g., real estate, 2-story brick warehouse; or common stock, 200 shs. MLC Co.		(b) How acquired P - Purchase D - Donation	(c) Date acquired (mo., day, yr.)	(d) Date sold (mo., day, yr.)
1a	PATTERSON COMPANIES INC		12/07/09	05/20/15
b	SOCIEDAD QUIMICA SER B		09/03/14	07/16/15
c	SOCIEDAD QUIMICA SER B		09/24/13	07/16/15
d	SOCIEDAD QUIMICA SER B		09/26/13	07/16/15
e	SOCIEDAD QUIMICA SER B		11/19/13	07/16/15
f	SOCIEDAD QUIMICA SER B		09/03/14	07/17/15
g	SOCIEDAD QUIMICA SER B		09/24/13	07/17/15
h	SOCIEDAD QUIMICA SER B		10/22/13	07/17/15
i	STURM RUGER & CO INC		09/04/14	10/23/15
j	VARIAN MED SYS INC		09/03/14	06/02/15
k	AGILENT TECHNOLOGIES INC		05/02/14	11/12/15
l	AT&T INC		05/27/14	07/27/15
m	AT&T INC		05/27/14	11/12/15
n	ALLERGAN PLC		05/02/14	11/12/15
o	ALLSTATE CORP		05/02/14	11/12/15

(e) Gross sales price	(f) Depreciation allowed (or allowable)	(g) Cost or other basis plus expense of sale	(h) Gain or (loss) (e) plus (f) minus (g)
a 1,424.		795.	629.
b 2,607.		4,999.	<2,392.>
c 432.		953.	<521.>
d 1,656.		3,594.	<1,938.>
e 936.		1,801.	<865.>
f 912.		1,768.	<856.>
g 1,140.		1,838.	<698.>
h 784.		1,510.	<726.>
i 6,304.		5,802.	502.
j 6,063.		5,962.	101.
k 10,168.		10,713.	<545.>
l 26.		26.	0.
m 17,317.		18,351.	<1,034.>
n 31,183.		20,364.	10,819.
o 18,798.		17,181.	1,617.

Complete only for assets showing gain in column (h) and owned by the foundation on 12/31/69

(i) F.M.V. as of 12/31/69	(j) Adjusted basis as of 12/31/69	(k) Excess of col. (i) over col. (j), if any	(l) Losses (from col. (h)) Gains (excess of col. (h) gain over col. (k), but not less than "-0-")
a			629.
b			<2,392.>
c			<521.>
d			<1,938.>
e			<865.>
f			<856.>
g			<698.>
h			<726.>
i			502.
j			101.
k			<545.>
l			0.
m			<1,034.>
n			10,819.
o			1,617.

2 Capital gain net income or (net capital loss) { If gain, also enter in Part I, line 7
If (loss), enter "-0-" in Part I, line 7 }

2

3 Net short-term capital gain or (loss) as defined in sections 1222(5) and (6):

If gain, also enter in Part I, line 8, column (c).

If (loss), enter "-0-" in Part I, line 8

3

Part IV Capital Gains and Losses for Tax on Investment Income

(a) List and describe the kind(s) of property sold, e.g., real estate, 2-story brick warehouse; or common stock, 200 shs. MLC Co.		(b) How acquired P - Purchase D - Donation	(c) Date acquired (mo., day, yr.)	(d) Date sold (mo., day, yr.)
1a	AMERISOURCEBERGEN CORP		05/02/14	09/21/15
b	AMERISOURCEBERGEN CORP		05/02/14	11/12/15
c	APPLE INC		05/02/14	02/20/15
d	BAKER HUGHES INC		11/19/14	11/12/15
e	BNY MELLON CORP		05/02/14	11/12/15
f	BAXTER INTL INC		05/02/14	05/28/15
g	CBS CORP NEW CL B		05/02/14	11/12/15
h	CENTENE CORP DEL		05/28/15	11/12/15
i	CHEVRON CORP		10/26/11	11/12/15
j	CHEVRON CORP		12/15/11	11/12/15
k	CHEVRON CORP		02/02/12	11/12/15
l	CISCO SYSTEMS INC		09/18/12	11/12/15
m	CMNTY HLTH SYS INC NEW		08/24/15	11/12/15
n	CMNTY HLTH SYS INC NEW		11/04/15	11/12/15
o	CONOCOPHILLIPS		10/09/15	11/12/15

(e) Gross sales price		(f) Depreciation allowed (or allowable)	(g) Cost or other basis plus expense of sale	(h) Gain or (loss) (e) plus (f) minus (g)
a	12,233.		7,414.	4,819.
b	33,583.		22,242.	11,341.
c	16,722.		11,002.	5,720.
d	13,074.		16,968.	<3,894.>
e	21,291.		16,913.	4,378.
f	20,115.		22,468.	<2,353.>
g	14,530.		16,608.	<2,078.>
h	13,877.		17,338.	<3,461.>
i	6,729.		7,882.	<1,153.>
j	7,268.		8,070.	<802.>
k	7,537.		8,665.	<1,128.>
l	977.		670.	307.
m	5,675.		11,097.	<5,422.>
n	4,864.		5,092.	<228.>
o	5,464.		5,898.	<434.>

Complete only for assets showing gain in column (h) and owned by the foundation on 12/31/69

(i) F.M.V. as of 12/31/69	(j) Adjusted basis as of 12/31/69	(k) Excess of col. (i) over col. (j), if any	(l) Losses (from col. (h)) Gains (excess of col. (h) gain over col. (k), but not less than "-0-")
a			4,819.
b			11,341.
c			5,720.
d			<3,894.>
e			4,378.
f			<2,353.>
g			<2,078.>
h			<3,461.>
i			<1,153.>
j			<802.>
k			<1,128.>
l			307.
m			<5,422.>
n			<228.>
o			<434.>

2 Capital gain net income or (net capital loss) { If gain, also enter in Part I, line 7
If (loss), enter "-0-" in Part I, line 7 }

2

3 Net short-term capital gain or (loss) as defined in sections 1222(5) and (6):

If gain, also enter in Part I, line 8, column (c).

If (loss), enter "-0-" in Part I, line 8

3

Part IV Capital Gains and Losses for Tax on Investment Income

(a) List and describe the kind(s) of property sold, e.g., real estate, 2-story brick warehouse; or common stock, 200 shs. MLC Co.		(b) How acquired P - Purchase D - Donation	(c) Date acquired (mo., day, yr.)	(d) Date sold (mo., day, yr.)
1a	CONOCOPHILLIPS		04/22/10	11/12/15
b	CONOCOPHILLIPS		06/02/10	11/12/15
c	CONOCOPHILLIPS		06/15/10	11/12/15
d	CONOCOPHILLIPS		02/02/12	11/12/15
e	DEERE & COMPANY		05/02/14	11/12/15
f	DICKS SPORTING GOODS INC		02/20/15	11/12/15
g	DICKS SPORTING GOODS INC		10/06/15	11/12/15
h	DISCOVER FNL SVCS		05/02/14	11/12/15
i	DIRECT TV		05/27/14	07/27/15
j	DOVER CORP COMMON		05/02/14	11/12/15
k	EMC CORP MASS		05/02/14	11/12/15
l	EOG RESOURCES INC		11/14/14	11/12/15
m	EBAY INC		06/13/14	08/27/15
n	EXPRESS SCRIPTS HLDG CO		05/02/14	11/12/15
o	FEDERATED INVS PA CL B		07/13/15	11/12/15

	(e) Gross sales price	(f) Depreciation allowed (or allowable)	(g) Cost or other basis plus expense of sale	(h) Gain or (loss) (e) plus (f) minus (g)
a	5,881.		4,964.	917.
b	3,383.		2,591.	792.
c	2,342.		1,863.	479.
d	3,747.		3,866.	<119.>
e	13,262.		16,718.	<3,456.>
f	11,379.		14,787.	<3,408.>
g	7,165.		8,776.	<1,611.>
h	26,353.		26,549.	<196.>
i	26,357.		23,222.	3,135.
j	17,741.		24,154.	<6,413.>
k	12,857.		13,162.	<305.>
l	6,615.		7,875.	<1,260.>
m	6,157.		4,447.	1,710.
n	3,629.		2,910.	719.
o	11,991.		12,769.	<778.>

Complete only for assets showing gain in column (h) and owned by the foundation on 12/31/69			(l) Losses (from col. (h)) Gains (excess of col. (h) gain over col. (k), but not less than "-0-")
(i) F.M.V. as of 12/31/69	(j) Adjusted basis as of 12/31/69	(k) Excess of col. (i) over col. (j), if any	
a			917.
b			792.
c			479.
d			<119.>
e			<3,456.>
f			<3,408.>
g			<1,611.>
h			<196.>
i			3,135.
j			<6,413.>
k			<305.>
l			<1,260.>
m			1,710.
n			719.
o			<778.>

2 Capital gain net income or (net capital loss) { If gain, also enter in Part I, line 7
If (loss), enter "-0-" in Part I, line 7 }

2

3 Net short-term capital gain or (loss) as defined in sections 1222(5) and (6):
If gain, also enter in Part I, line 8, column (c).
If (loss), enter "-0-" in Part I, line 8

3

Part IV Capital Gains and Losses for Tax on Investment Income

(a) List and describe the kind(s) of property sold, e.g., real estate, 2-story brick warehouse; or common stock, 200 shs. MLC Co.		(b) How acquired P - Purchase D - Donation	(c) Date acquired (mo., day, yr.)	(d) Date sold (mo., day, yr.)
1a	FREEPORT MCMORAN INC		08/14/15	11/12/15
b	FREEPORT MCMORAN INC		05/02/14	11/12/15
c	F5 NETWORKS INC		08/27/15	11/12/15
d	GENERAL ELECTRIC		09/16/09	11/12/15
e	GENERAL ELECTRIC		10/30/09	11/12/15
f	GENERAL ELECTRIC		02/04/10	11/12/15
g	GENERAL ELECTRIC		03/01/10	11/12/15
h	GENERAL ELECTRIC		11/12/10	11/12/15
i	GENERAL ELECTRIC		08/26/11	11/12/15
j	GENERAL ELECTRIC		01/17/12	11/12/15
k	GENERAL ELECTRIC		02/02/12	11/12/15
l	GOLDMAN SACHS GROUP INC		05/02/14	11/12/15
m	HONEYWELL INTL		05/02/14	11/12/15
n	INTEL CORP		02/02/12	11/12/15
o	INTEL CORP		06/26/13	11/12/15

	(e) Gross sales price	(f) Depreciation allowed (or allowable)	(g) Cost or other basis plus expense of sale	(h) Gain or (loss) (e) plus (f) minus (g)
a	5,983.		7,026.	<1,043.>
b	4,629.		18,481.	<13,852.>
c	11,814.		13,676.	<1,862.>
d	5,578.		3,096.	2,482.
e	2,347.		1,109.	1,238.
f	8,322.		4,393.	3,929.
g	4,786.		2,512.	2,274.
h	8,901.		4,725.	4,176.
i	4,603.		2,363.	2,240.
j	488.		300.	188.
k	7,194.		4,418.	2,776.
l	19,331.		15,941.	3,390.
m	24,448.		22,222.	2,226.
n	11,428.		9,316.	2,112.
o	12,081.		8,875.	3,206.

Complete only for assets showing gain in column (h) and owned by the foundation on 12/31/69			(l) Losses (from col. (h)) Gains (excess of col. (h) gain over col. (k), but not less than "-0-")
(i) F.M.V. as of 12/31/69	(j) Adjusted basis as of 12/31/69	(k) Excess of col. (i) over col. (j), if any	
a			<1,043.>
b			<13,852.>
c			<1,862.>
d			2,482.
e			1,238.
f			3,929.
g			2,274.
h			4,176.
i			2,240.
j			188.
k			2,776.
l			3,390.
m			2,226.
n			2,112.
o			3,206.

2	Capital gain net income or (net capital loss) { If gain, also enter in Part I, line 7 If (loss), enter "-0-" in Part I, line 7 }	2	
3	Net short-term capital gain or (loss) as defined in sections 1222(5) and (6): If gain, also enter in Part I, line 8, column (c). If (loss), enter "-0-" in Part I, line 8 }	3	

Part IV Capital Gains and Losses for Tax on Investment Income

(a) List and describe the kind(s) of property sold, e.g., real estate, 2-story brick warehouse; or common stock, 200 shs. MLC Co.		(b) How acquired P - Purchase D - Donation	(c) Date acquired (mo., day, yr.)	(d) Date sold (mo., day, yr.)
1a	INTEL CORP		03/26/14	11/12/15
b	JP MORGAN CHASE & COMPANY		03/23/12	11/12/15
c	JP MORGAN CHASE & COMPANY		05/02/14	11/12/15
d	MARATHON PETROLEUM CORP		12/09/14	11/12/15
e	MEDNAX INC		05/02/14	11/12/15
f	MICROSOFT CORP		11/12/15	11/17/15
g	MICROSOFT CORP		11/12/15	12/02/15
h	NEXTERA ENERGY INC		02/02/12	11/12/15
i	ORACLE CORP		05/02/14	11/12/15
j	PNC FINL SVCS GROUP INC		11/12/15	12/14/15
k	PAYPAL HLDGS INC		06/13/14	08/27/15
l	PRICE T ROWE GRP INC		12/15/14	11/12/15
m	PROCTER & GAMBLE COMPANY		05/02/14	10/09/15
n	PRUDENTIAL FINL INC		11/12/15	12/02/15
o	PRUDENTIAL FINL INC		11/12/15	12/08/15

(e) Gross sales price	(f) Depreciation allowed (or allowable)	(g) Cost or other basis plus expense of sale	(h) Gain or (loss) (e) plus (f) minus (g)
a 3,102.		2,439.	663.
b 331.		225.	106.
c 11,904.		10,042.	1,862.
d 18,226.		15,048.	3,178.
e 15,414.		12,780.	2,634.
f 7,362.		7,424.	<62.>
g 2,454.		2,367.	87.
h 22,310.		13,268.	9,042.
i 14,771.		15,564.	<793.>
j 4,613.		4,701.	<88.>
k 7,831.		6,877.	954.
l 17,435.		19,218.	<1,783.>
m 13,442.		14,749.	<1,307.>
n 4,736.		4,630.	106.
o 4,669.		4,716.	<47.>

Complete only for assets showing gain in column (h) and owned by the foundation on 12/31/69

(i) F.M.V. as of 12/31/69	(j) Adjusted basis as of 12/31/69	(k) Excess of col. (i) over col. (j), if any	(l) Losses (from col. (h)) Gains (excess of col. (h) gain over col. (k), but not less than "-0-")
a			663.
b			106.
c			1,862.
d			3,178.
e			2,634.
f			<62.>
g			87.
h			9,042.
i			<793.>
j			<88.>
k			954.
l			<1,783.>
m			<1,307.>
n			106.
o			<47.>

2 Capital gain net income or (net capital loss)	{ If gain, also enter in Part I, line 7 If (loss), enter "-0-" in Part I, line 7 }	2
3 Net short-term capital gain or (loss) as defined in sections 1222(5) and (6): If gain, also enter in Part I, line 8, column (c). If (loss), enter "-0-" in Part I, line 8	}	3

Part IV Capital Gains and Losses for Tax on Investment Income

(a) List and describe the kind(s) of property sold, e.g., real estate, 2-story brick warehouse; or common stock, 200 shs. MLC Co.		(b) How acquired P - Purchase D - Donation	(c) Date acquired (mo., day, yr.)	(d) Date sold (mo., day, yr.)
1a	PRUDENTIAL FINL INC		11/12/15	12/16/15
b	PRUDENTIAL FINL INC		11/12/15	12/21/15
c	PUB SVC ENTERPRISE GROUP		05/02/14	11/12/15
d	SANDISK CORP		08/27/15	11/12/15
e	SANDISK CORP		05/02/14	11/12/15
f	TIME WARNER CABLE INC		05/02/14	11/12/15
g	TIME WARNER NEW INC		08/08/14	11/12/15
h	US BANCORP DE NEW		05/02/14	11/12/15
i	WAL-MART STORES INC		05/02/14	11/12/15
j	WELL FARO & CO NEW		05/02/14	11/12/15
k	AMERN EXPRESS CO		05/02/14	11/12/15
l	COVANCE INC		09/22/09	02/20/15
m	COVANCE INC		10/30/09	02/20/15
n	FOUR CORNERS PPTY TR		09/22/09	12/15/15
o	FOUR CORNERS PPTY TR		10/30/09	12/15/15

(e) Gross sales price	(f) Depreciation allowed (or allowable)	(g) Cost or other basis plus expense of sale	(h) Gain or (loss) (e) plus (f) minus (g)
a 2,785.		2,829.	<44.>
b 2,707.		2,915.	<208.>
c 17,105.		17,014.	91.
d 8,619.		5,899.	2,720.
e 11,992.		13,835.	<1,843.>
f 16,966.		12,774.	4,192.
g 13,439.		13,846.	<407.>
h 15,423.		14,550.	873.
i 17,711.		24,573.	<6,862.>
j 38,565.		34,454.	4,111.
k 10,796.		13,016.	<2,220.>
l 5,038.		2,638.	2,400.
m 2,787.		1,344.	1,443.
n 527.		288.	239.
o 157.		71.	86.

Complete only for assets showing gain in column (h) and owned by the foundation on 12/31/69

(i) F.M.V. as of 12/31/69	(j) Adjusted basis as of 12/31/69	(k) Excess of col. (i) over col. (j), if any	(l) Losses (from col. (h)) Gains (excess of col. (h) gain over col. (k), but not less than "-0-")
a			<44.>
b			<208.>
c			91.
d			2,720.
e			<1,843.>
f			4,192.
g			<407.>
h			873.
i			<6,862.>
j			4,111.
k			<2,220.>
l			2,400.
m			1,443.
n			239.
o			86.

2 Capital gain net income or (net capital loss) { If gain, also enter in Part I, line 7
If (loss), enter "-0-" in Part I, line 7 }

2

3 Net short-term capital gain or (loss) as defined in sections 1222(5) and (6):

If gain, also enter in Part I, line 8, column (c).

If (loss), enter "-0-" in Part I, line 8

3

Part IV Capital Gains and Losses for Tax on Investment Income

(a) List and describe the kind(s) of property sold, e.g., real estate, 2-story brick warehouse; or common stock, 200 shs. MLC Co.		(b) How acquired P - Purchase D - Donation	(c) Date acquired (mo., day, yr.)	(d) Date sold (mo., day, yr.)
1a	INTEGRYS ENERGY GRP INC		09/22/09	06/30/15
b	INTEGRYS ENERGY GRP INC		10/30/09	06/30/15
c	INTEGRYS ENERGY GRP INC		02/15/11	06/30/15
d	INTERNATIONAL GAME TECH		10/30/09	04/07/15
e	INTERNATIONAL GAME TECH		02/15/11	04/07/15
f	INTERNATIONAL GAME TECH		01/25/12	04/07/15
g	INTL GAME TECH PLC USD		10/30/09	04/07/15
h	INTL GAME TECH PLC USD		10/30/09	04/29/15
i	INTL GAME TECH PLC USD		02/15/11	04/29/15
j	INTL GAME TECH PLC USD		01/25/12	04/29/15
k	LABORATORY CORP OF AMER		02/20/15	02/20/15
l	TOPBUILD CORP		10/15/13	07/08/15
m	TOPBUILD CORP		10/15/13	07/22/15
n	WEC ENERGY GROUP INC		09/22/09	06/30/15
o	ALIBABA GRP HLDG SPN ADS		04/27/15	08/13/15

	(e) Gross sales price	(f) Depreciation allowed (or allowable)	(g) Cost or other basis plus expense of sale	(h) Gain or (loss) (e) plus (f) minus (g)
a	3,835.		2,535.	1,300.
b	856.		559.	297.
c	612.		445.	167.
d	901.		893.	8.
e	757.		719.	38.
f	2,487.		2,186.	301.
g	17.		17.	0.
h	167.		167.	0.
i	155.		155.	0.
j	509.		508.	1.
k	74.		71.	3.
l	6.		4.	2.
m	986.		619.	367.
n	7.		5.	2.
o	2,811.		3,145.	<334.>

Complete only for assets showing gain in column (h) and owned by the foundation on 12/31/69

(i) F.M.V. as of 12/31/69	(j) Adjusted basis as of 12/31/69	(k) Excess of col. (i) over col. (j), if any	(l) Losses (from col. (h)) Gains (excess of col. (h) gain over col. (k), but not less than "-0-")
a			1,300.
b			297.
c			167.
d			8.
e			38.
f			301.
g			0.
h			0.
i			0.
j			1.
k			3.
l			2.
m			367.
n			2.
o			<334.>

2 Capital gain net income or (net capital loss) { If gain, also enter in Part I, line 7
If (loss), enter "-0-" in Part I, line 7 }

2

3 Net short-term capital gain or (loss) as defined in sections 1222(5) and (6):

If gain, also enter in Part I, line 8, column (c).

If (loss), enter "-0-" in Part I, line 8

3

Part IV Capital Gains and Losses for Tax on Investment Income

(a) List and describe the kind(s) of property sold, e.g., real estate, 2-story brick warehouse; or common stock, 200 shs. MLC Co.		(b) How acquired P - Purchase D - Donation	(c) Date acquired (mo., day, yr.)	(d) Date sold (mo., day, yr.)
1a	ARYZTA AG ADR		05/07/14	05/15/15
b	ARYZTA AG ADR		09/03/14	06/09/15
c	ARYZTA AG ADR		05/07/14	06/09/15
d	ASAHI KASEI CORP ADR		10/22/15	12/04/15
e	ASAHI KASEI CORP ADR		05/07/14	12/04/15
f	ASAHI KASEI CORP ADR		09/03/14	12/04/15
g	AUSTRALIA & NEW ZEALAND		09/03/14	08/12/15
h	AUSTRALIA & NEW ZEALAND		05/07/14	08/12/15
i	BASF SE		09/03/14	08/12/15
j	BASF SE		07/29/14	08/12/15
k	BT GROUP PLC ADR		12/10/14	12/08/15
l	BANCO BRADESCO ADR NEW		05/07/14	04/07/15
m	BANCO BRADESCO ADR NEW		05/07/14	11/19/15
n	BANCO BRADESCO ADR NEW		09/03/14	11/19/15
o	BANCO DE CHILE SPONS ADR		12/09/14	03/04/15

	(e) Gross sales price	(f) Depreciation allowed (or allowable)	(g) Cost or other basis plus expense of sale	(h) Gain or (loss) (e) plus (f) minus (g)
a	2,979.		4,092.	<1,113.>
b	2,876.		4,855.	<1,979.>
c	1,123.		1,907.	<784.>
d	1,046.		951.	95.
e	2,575.		2,546.	29.
f	1,878.		2,293.	<415.>
g	2,691.		3,936.	<1,245.>
h	3,595.		5,291.	<1,696.>
i	1,717.		2,089.	<372.>
j	2,576.		3,268.	<692.>
k	741.		680.	61.
l	8.		10.	<2.>
m	1,437.		3,029.	<1,592.>
n	1,152.		2,871.	<1,719.>
o	3,130.		3,170.	<40.>

Complete only for assets showing gain in column (h) and owned by the foundation on 12/31/69

(i) F.M.V. as of 12/31/69	(j) Adjusted basis as of 12/31/69	(k) Excess of col. (i) over col. (j), if any	(l) Losses (from col. (h)) Gains (excess of col. (h) gain over col. (k), but not less than "-0-")
a			<1,113.>
b			<1,979.>
c			<784.>
d			95.
e			29.
f			<415.>
g			<1,245.>
h			<1,696.>
i			<372.>
j			<692.>
k			61.
l			<2.>
m			<1,592.>
n			<1,719.>
o			<40.>

2 Capital gain net income or (net capital loss) { If gain, also enter in Part I, line 7
If (loss), enter "-0-" in Part I, line 7 }

2

3 Net short-term capital gain or (loss) as defined in sections 1222(5) and (6):

If gain, also enter in Part I, line 8, column (c).

If (loss), enter "-0-" in Part I, line 8

3

Part IV Capital Gains and Losses for Tax on Investment Income

(a) List and describe the kind(s) of property sold, e.g., real estate, 2-story brick warehouse; or common stock, 200 shs. MLC Co.		(b) How acquired P - Purchase D - Donation	(c) Date acquired (mo., day, yr.)	(d) Date sold (mo., day, yr.)
1a	BANCO SANTANDER SPON ADR		12/09/14	12/08/15
b	BANCO SANTANDER SPON ADR		05/07/14	12/08/15
c	BANCO SANTANDER SPON ADR		09/03/14	12/08/15
d	BANK OF CHINA		07/29/14	05/15/15
e	BANK OF CHINA		09/03/14	05/15/15
f	BAYERISCHE MOTOREN ADR		09/03/14	05/15/15
g	BAYERISCHE MOTOREN ADR		05/07/14	05/15/15
h	BRIT AMER TBCCO SPNS ADR		09/03/14	07/31/15
i	CK HUTCHISON HLDGS ADR		05/07/14	06/26/15
j	CARLSBERG AS SPONSRD ADR		09/03/14	08/12/15
k	CARLSBERG AS SPONSRD ADR		06/19/14	08/12/15
l	CANADIAN NATL RAILWAY CO		09/05/14	03/04/15
m	CANADIAN NATL RAILWAY CO		09/05/14	05/19/15
n	CANADIAN NATL RAILWAY CO		12/09/14	05/19/15
o	ELECTRICITE DE FRANCE		12/10/14	11/10/15

(e) Gross sales price	(f) Depreciation allowed (or allowable)	(g) Cost or other basis plus expense of sale	(h) Gain or (loss) (e) plus (f) minus (g)
a	1,561.	2,661.	<1,100.>
b	2,127.	4,148.	<2,021.>
c	1,734.	3,424.	<1,690.>
d	4,233.	3,138.	1,095.
e	746.	546.	200.
f	2,938.	2,964.	<26.>
g	4,113.	4,295.	<182.>
h	1,425.	1,414.	11.
i	15.	12.	3.
j	3,780.	4,129.	<349.>
k	395.	493.	<98.>
l	4,242.	4,547.	<305.>
m	920.	1,100.	<180.>
n	675.	729.	<54.>
o	2,887.	5,180.	<2,293.>

Complete only for assets showing gain in column (h) and owned by the foundation on 12/31/69

(i) F.M.V. as of 12/31/69	(j) Adjusted basis as of 12/31/69	(k) Excess of col. (i) over col. (j), if any	(l) Losses (from col. (h)) Gains (excess of col. (h) gain over col. (k), but not less than "-0-")
a			<1,100.>
b			<2,021.>
c			<1,690.>
d			1,095.
e			200.
f			<26.>
g			<182.>
h			11.
i			3.
j			<349.>
k			<98.>
l			<305.>
m			<180.>
n			<54.>
o			<2,293.>

2 Capital gain net income or (net capital loss) { If gain, also enter in Part I, line 7
If (loss), enter "-0-" in Part I, line 7 }

2

3 Net short-term capital gain or (loss) as defined in sections 1222(5) and (6):

If gain, also enter in Part I, line 8, column (c).

If (loss), enter "-0-" in Part I, line 8

3

Part IV Capital Gains and Losses for Tax on Investment Income

(a) List and describe the kind(s) of property sold, e.g., real estate, 2-story brick warehouse; or common stock, 200 shs. MLC Co.		(b) How acquired P - Purchase D - Donation	(c) Date acquired (mo., day, yr.)	(d) Date sold (mo., day, yr.)
1a	EXPERIAN PLC ADR		12/09/14	08/12/15
b	HOLLYSYS AUTOMATION TECH		05/07/14	03/04/15
c	HOLLYSYS AUTOMATION TECH		09/03/14	03/04/15
d	IMPERIAL OIL LTD NEW		12/09/14	05/19/15
e	ING GROEP NV SPONS ADR		05/07/14	08/13/15
f	JAPAN TOBACCO INC ADR		12/09/14	05/15/15
g	KASIKORNBANK PUBLIC ADR		07/29/14	05/15/15
h	KASIKORNBANK PUBLIC ADR		09/03/14	05/15/15
i	KASIKORNBANK PUBLIC ADR		03/06/15	05/15/15
j	LENOVO GROUP LIMITED ADR		09/03/14	08/12/15
k	LENOVO GROUP LIMITED ADR		05/07/14	08/12/15
l	LINDE AG SPONSORED ADR 1		12/10/14	12/04/15
m	OIL COMPANY LUKOIL ADR		09/03/14	08/12/15
n	OIL COMPANY LUKOIL ADR		05/07/14	08/12/15
o	MAGNA INTL INC CLASS A		09/03/14	08/13/15

	(e) Gross sales price	(f) Depreciation allowed (or allowable)	(g) Cost or other basis plus expense of sale	(h) Gain or (loss) (e) plus (f) minus (g)
a	8,727.		7,998.	729.
b	2,550.		2,904.	<354.>
c	2,094.		2,520.	<426.>
d	4,576.		5,034.	<458.>
e	3,551.		3,176.	375.
f	3,356.		2,818.	538.
g	2,072.		2,178.	<106.>
h	1,480.		1,724.	<244.>
i	1,406.		1,610.	<204.>
j	2,277.		3,339.	<1,062.>
k	3,210.		3,260.	<50.>
l	5,470.		6,924.	<1,454.>
m	310.		461.	<151.>
n	3,530.		5,019.	<1,489.>
o	2,368.		2,553.	<185.>

Complete only for assets showing gain in column (h) and owned by the foundation on 12/31/69

(i) F.M.V. as of 12/31/69	(j) Adjusted basis as of 12/31/69	(k) Excess of col. (i) over col. (j), if any	(l) Losses (from col. (h)) Gains (excess of col. (h) gain over col. (k), but not less than "-0-")
a			729.
b			<354.>
c			<426.>
d			<458.>
e			375.
f			538.
g			<106.>
h			<244.>
i			<204.>
j			<1,062.>
k			<50.>
l			<1,454.>
m			<151.>
n			<1,489.>
o			<185.>

2 Capital gain net income or (net capital loss) { If gain, also enter in Part I, line 7
If (loss), enter "-0-" in Part I, line 7 }

2

3 Net short-term capital gain or (loss) as defined in sections 1222(5) and (6):

If gain, also enter in Part I, line 8, column (c).

If (loss), enter "-0-" in Part I, line 8

3

Part IV Capital Gains and Losses for Tax on Investment Income

(a) List and describe the kind(s) of property sold, e.g., real estate, 2-story brick warehouse; or common stock, 200 shs. MLC Co.		(b) How acquired P - Purchase D - Donation	(c) Date acquired (mo., day, yr.)	(d) Date sold (mo., day, yr.)
1a	MICHELIN COMPAGNIE GENL		05/07/14	08/12/15
b	NIPPON TEL&TEL SPONS ADR		05/19/15	07/31/15
c	NISSAN MTR LTD SPONS NEW		09/03/14	03/04/15
d	NISSAN MTR LTD SPONS NEW		12/09/14	03/04/15
e	NORSK HYDRO A S ADR		03/09/15	08/12/15
f	PT ASTRA INTL TBK ADR		06/19/14	03/06/15
g	PT ASTRA INTL TBK ADR		09/03/14	03/06/15
h	PT BANK RAKYAT ADR		03/06/15	11/19/15
i	PT BANK RAKYAT ADR		05/07/14	11/19/15
j	PT BANK RAKYAT ADR		09/03/14	11/19/15
k	PT BANK MANDIRI PERSERO		09/03/14	08/13/15
l	PT BANK MANDIRI PERSERO		03/06/15	08/13/15
m	PT BANK MANDIRI PERSERO		05/07/14	08/13/15
n	PETROLEO BRASIL SPNS ADR		05/07/14	03/04/15
o	PETROLEO BRASIL SPNS ADR		07/28/14	03/04/15

	(e) Gross sales price	(f) Depreciation allowed (or allowable)	(g) Cost or other basis plus expense of sale	(h) Gain or (loss) (e) plus (f) minus (g)
a	2,507.		3,091.	<584.>
b	851.		774.	77.
c	5,123.		4,833.	290.
d	881.		803.	78.
e	3,342.		4,904.	<1,562.>
f	2,203.		2,169.	34.
g	1,714.		1,845.	<131.>
h	1,317.		1,678.	<361.>
i	1,600.		1,801.	<201.>
j	1,333.		1,618.	<285.>
k	1,058.		1,480.	<422.>
l	1,346.		1,928.	<582.>
m	1,352.		1,804.	<452.>
n	1,203.		3,054.	<1,851.>
o	417.		1,167.	<750.>

Complete only for assets showing gain in column (h) and owned by the foundation on 12/31/69

(i) F.M.V. as of 12/31/69	(j) Adjusted basis as of 12/31/69	(k) Excess of col. (i) over col. (j), if any	(l) Losses (from col. (h)) Gains (excess of col. (h) gain over col. (k), but not less than "-0-")
a			<584.>
b			77.
c			290.
d			78.
e			<1,562.>
f			34.
g			<131.>
h			<361.>
i			<201.>
j			<285.>
k			<422.>
l			<582.>
m			<452.>
n			<1,851.>
o			<750.>

2 Capital gain net income or (net capital loss) { If gain, also enter in Part I, line 7
If (loss), enter "-0-" in Part I, line 7 }

2

3 Net short-term capital gain or (loss) as defined in sections 1222(5) and (6):
If gain, also enter in Part I, line 8, column (c).
If (loss), enter "-0-" in Part I, line 8

3

Part IV Capital Gains and Losses for Tax on Investment Income

(a) List and describe the kind(s) of property sold, e.g., real estate, 2-story brick warehouse; or common stock, 200 shs. MLC Co.		(b) How acquired P - Purchase D - Donation	(c) Date acquired (mo., day, yr.)	(d) Date sold (mo., day, yr.)
1a	PETROLEO BRASIL SPNS ADR		09/03/14	03/04/15
b	PRUDENTIAL PLC ADR		09/03/14	08/13/15
c	PRUDENTIAL PLC ADR		12/09/14	08/13/15
d	PRUDENTIAL PLC ADR		05/07/14	08/13/15
e	RELX NV SPON ADR		03/04/15	07/01/15
f	RICOH LTD SPONS ADR NEW		09/03/14	05/12/15
g	RICOH LTD SPONS ADR NEW		05/07/14	05/12/15
h	8ROLLS-ROYCE HLDGS ADR		01/20/15	01/21/15
i	ROLLS ROYCE HLDG PLC ADR		09/03/14	05/15/15
j	ROLLS ROYCE HLDG PLC ADR		05/07/14	05/15/15
k	RYANAIR HLDG PLC ADR NEW		12/23/14	11/02/15
l	SK TELECOM LTD SPONS ADR		09/03/14	05/19/15
m	SK TELECOM LTD SPONS ADR		05/07/14	05/19/15
n	SANLAM LTD SPONSORED ADR		07/29/14	12/04/15
o	SANLAM LTD SPONSORED ADR		09/03/14	12/04/15

(e) Gross sales price	(f) Depreciation allowed (or allowable)	(g) Cost or other basis plus expense of sale	(h) Gain or (loss) (e) plus (f) minus (g)
a	1,166.	3,874.	<2,708.>
b	4,102.	4,088.	14.
c	2,365.	2,308.	57.
d	5,164.	4,984.	180.
e	11.	11.	0.
f	2,324.	2,468.	<144.>
g	2,737.	2,993.	<256.>
h	53.	53.	0.
i	2,786.	2,975.	<189.>
j	3,582.	3,881.	<299.>
k	12.	11.	1.
l	3,542.	4,399.	<857.>
m	76.	71.	5.
n	2,221.	3,261.	<1,040.>
o	1,817.	2,873.	<1,056.>

Complete only for assets showing gain in column (h) and owned by the foundation on 12/31/69

(i) F.M.V. as of 12/31/69	(j) Adjusted basis as of 12/31/69	(k) Excess of col. (i) over col. (j), if any	(l) Losses (from col. (h)) Gains (excess of col. (h) gain over col. (k), but not less than "-0-")
a			<2,708.>
b			14.
c			57.
d			180.
e			0.
f			<144.>
g			<256.>
h			0.
i			<189.>
j			<299.>
k			1.
l			<857.>
m			5.
n			<1,040.>
o			<1,056.>

2 Capital gain net income or (net capital loss) { If gain, also enter in Part I, line 7
If (loss), enter "-0-" in Part I, line 7 }

2

3 Net short-term capital gain or (loss) as defined in sections 1222(5) and (6):

If gain, also enter in Part I, line 8, column (c).

If (loss), enter "-0-" in Part I, line 8

3

Part IV Capital Gains and Losses for Tax on Investment Income

(a) List and describe the kind(s) of property sold, e.g., real estate, 2-story brick warehouse; or common stock, 200 shs. MLC Co.		(b) How acquired P - Purchase D - Donation	(c) Date acquired (mo., day, yr.)	(d) Date sold (mo., day, yr.)
1a	SASOL LIMITED SPONS ADR		05/07/14	03/04/15
b	SASOL LIMITED SPONS ADR		09/03/14	03/04/15
c	SEVEN & I HLDGS CO ADR		05/07/14	01/14/15
d	SEVEN & I HLDGS CO ADR		09/03/14	01/14/15
e	STATOIL ASA ADR		06/19/14	07/31/15
f	STATOIL ASA ADR		09/03/14	08/13/15
g	STATOIL ASA ADR		12/09/14	08/13/15
h	STATOIL ASA ADR		05/19/15	08/13/15
i	STATOIL ASA ADR		05/07/14	08/13/15
j	STATOIL ASA ADR		06/19/14	08/13/15
k	SWEDBANK AB SPONS ADR		05/07/14	04/27/15
l	SWEDBANK AB SPONS ADR		09/03/14	04/27/15
m	SWEDBANK AB SPONS ADR		12/10/14	04/27/15
n	TECHTRONIC INDS ADR		05/07/14	07/31/15
o	VALEANT PHARM INTL INC		07/28/14	08/13/15

(e) Gross sales price	(f) Depreciation allowed (or allowable)	(g) Cost or other basis plus expense of sale	(h) Gain or (loss) (e) plus (f) minus (g)
a	1,057.	1,711.	<654.>
b	881.	1,475.	<594.>
c	3,254.	3,607.	<353.>
d	2,830.	3,211.	<381.>
e	872.	1,612.	<740.>
f	2,602.	4,685.	<2,083.>
g	2,342.	2,514.	<172.>
h	1,138.	1,374.	<236.>
i	2,781.	5,390.	<2,609.>
j	33.	63.	<30.>
k	2,794.	3,035.	<241.>
l	2,149.	2,281.	<132.>
m	3,869.	4,218.	<349.>
n	1,394.	1,273.	121.
o	5,663.	2,861.	2,802.

Complete only for assets showing gain in column (h) and owned by the foundation on 12/31/69

(i) F.M.V. as of 12/31/69	(j) Adjusted basis as of 12/31/69	(k) Excess of col. (i) over col. (j), if any	(l) Losses (from col. (h)) Gains (excess of col. (h) gain over col. (k), but not less than "-0-")
a			<654.>
b			<594.>
c			<353.>
d			<381.>
e			<740.>
f			<2,083.>
g			<172.>
h			<236.>
i			<2,609.>
j			<30.>
k			<241.>
l			<132.>
m			<349.>
n			121.
o			2,802.

2 Capital gain net income or (net capital loss) { If gain, also enter in Part I, line 7
If (loss), enter "-0-" in Part I, line 7 }

2

3 Net short-term capital gain or (loss) as defined in sections 1222(5) and (6):

If gain, also enter in Part I, line 8, column (c).

If (loss), enter "-0-" in Part I, line 8

3

Part IV Capital Gains and Losses for Tax on Investment Income

(a) List and describe the kind(s) of property sold, e.g., real estate, 2-story brick warehouse; or common stock, 200 shs. MLC Co.		(b) How acquired P - Purchase D - Donation	(c) Date acquired (mo., day, yr.)	(d) Date sold (mo., day, yr.)
1a	VALEANT PHARM INTL INC		07/28/14	10/28/15
b	VALEANT PHARM INTL INC		09/03/14	10/28/15
c	WUXI PHARMATCH SPONS ADR		06/19/14	12/14/15
d	WUXI PHARMATCH SPONS ADR		09/03/14	12/14/15
e	ALPHABET INC C		04/17/14	11/17/15
f	AMAZON.COM INC		03/18/14	02/02/15
g	AMAZON.COM INC		03/18/14	04/02/15
h	AMAZON.COM INC		02/14/14	07/22/15
i	AMAZON.COM INC		03/18/14	07/22/15
j	AMAZON.COM INC		02/14/14	07/22/15
k	AMAZON.COM INC		03/18/14	07/22/15
l	AMAZON.COM INC		02/14/14	12/03/15
m	AMERN EXPRESS CO		01/21/14	07/31/15
n	AMERN EXPRESS CO		01/21/14	08/24/15
o	AMERN EXPRESS CO		01/22/15	09/02/15

(e) Gross sales price	(f) Depreciation allowed (or allowable)	(g) Cost or other basis plus expense of sale	(h) Gain or (loss) (e) plus (f) minus (g)
a 912.		995.	<83.>
b 2,850.		2,968.	<118.>
c 3,262.		2,347.	915.
d 2,527.		2,023.	504.
e 7,287.		5,389.	1,898.
f 4,319.		4,531.	<212.>
g 4,894.		4,153.	741.
h 5,369.		3,913.	1,456.
i 1,952.		1,510.	442.
j 5,734.		4,811.	923.
k 1,720.		1,067.	653.
l 9,427.		4,980.	4,447.
m 914.		1,088.	<174.>
n 2,943.		3,536.	<593.>
o 4,745.		5,489.	<744.>

Complete only for assets showing gain in column (h) and owned by the foundation on 12/31/69

(i) F.M.V. as of 12/31/69	(j) Adjusted basis as of 12/31/69	(k) Excess of col. (i) over col. (j), if any	(l) Losses (from col. (h)) Gains (excess of col. (h) gain over col. (k), but not less than "-0-")
a			<83.>
b			<118.>
c			915.
d			504.
e			1,898.
f			<212.>
g			741.
h			1,456.
i			442.
j			923.
k			653.
l			4,447.
m			<174.>
n			<593.>
o			<744.>

2 Capital gain net income or (net capital loss) { If gain, also enter in Part I, line 7
If (loss), enter "-0-" in Part I, line 7 }

2

3 Net short-term capital gain or (loss) as defined in sections 1222(5) and (6):

If gain, also enter in Part I, line 8, column (c).

If (loss), enter "-0-" in Part I, line 8

3

Part IV Capital Gains and Losses for Tax on Investment Income

(a) List and describe the kind(s) of property sold, e.g., real estate, 2-story brick warehouse; or common stock, 200 shs. MLC Co.		(b) How acquired P - Purchase D - Donation	(c) Date acquired (mo., day, yr.)	(d) Date sold (mo., day, yr.)
1a	AMERN EXPRESS CO		03/19/15	09/02/15
b	AMERN EXPRESS CO		10/24/13	09/02/15
c	AMERN EXPRESS CO		01/21/14	09/02/15
d	AMERN EXPRESS CO		04/30/14	09/02/15
e	AMERN EXPRESS CO		10/24/13	09/03/15
f	AMERN EXPRESS CO		10/24/13	09/08/15
g	AMGEN INC		08/06/14	06/09/15
h	AON PLC CL A		03/18/14	12/18/15
i	AON PLC CL A		04/30/14	12/18/15
j	AON PLC CL A		02/14/14	12/21/15
k	AON PLC CL A		03/18/14	12/21/15
l	AON PLC CL A		02/11/14	12/22/15
m	AON PLC CL A		02/14/14	12/22/15
n	AON PLC CL A		01/29/14	12/23/15
o	AON PLC CL A		02/11/14	12/23/15

	(e) Gross sales price	(f) Depreciation allowed (or allowable)	(g) Cost or other basis plus expense of sale	(h) Gain or (loss) (e) plus (f) minus (g)
a	6,080.		6,694.	<614.>
b	1,631.		1,774.	<143.>
c	3,040.		3,717.	<677.>
d	5,338.		6,294.	<956.>
e	13,839.		14,678.	<839.>
f	13,822.		14,840.	<1,018.>
g	4,179.		3,474.	705.
h	6,408.		5,865.	543.
i	3,529.		3,235.	294.
j	1,261.		1,182.	79.
k	5,853.		5,525.	328.
l	2,994.		2,757.	237.
m	4,264.		3,969.	295.
n	4,523.		4,006.	517.
o	2,804.		2,590.	214.

Complete only for assets showing gain in column (h) and owned by the foundation on 12/31/69

(i) F.M.V. as of 12/31/69	(j) Adjusted basis as of 12/31/69	(k) Excess of col. (i) over col. (j), if any	(l) Losses (from col. (h)) Gains (excess of col. (h) gain over col. (k), but not less than "-0-")
a			<614.>
b			<143.>
c			<677.>
d			<956.>
e			<839.>
f			<1,018.>
g			705.
h			543.
i			294.
j			79.
k			328.
l			237.
m			295.
n			517.
o			214.

2 Capital gain net income or (net capital loss) { If gain, also enter in Part I, line 7
If (loss), enter "-0-" in Part I, line 7 }

2

3 Net short-term capital gain or (loss) as defined in sections 1222(5) and (6):

If gain, also enter in Part I, line 8, column (c).

If (loss), enter "-0-" in Part I, line 8

3

Part IV Capital Gains and Losses for Tax on Investment Income

(a) List and describe the kind(s) of property sold, e.g., real estate, 2-story brick warehouse; or common stock, 200 shs. MLC Co.		(b) How acquired P - Purchase D - Donation	(c) Date acquired (mo., day, yr.)	(d) Date sold (mo., day, yr.)
1a	AON PLC CL A		01/29/14	12/28/15
b	AUTOMATIC DATA PROC INC		04/30/14	05/04/15
c	CORE LABORATORIES NV		04/06/15	10/15/15
d	WALT DISNEY CO		03/18/14	02/05/15
e	WALT DISNEY CO		04/30/14	02/05/15
f	WALT DISNEY CO		01/21/14	05/05/15
g	WALT DISNEY CO		04/30/14	05/05/15
h	WALT DISNEY CO		01/10/13	08/05/15
i	WALT DISNEY CO		01/21/14	08/05/15
j	EQUINIX INC PAR \$0.001		08/06/14	05/04/15
k	EQUINIX INC PAR \$0.001		11/26/14	05/04/15
l	EQUINIX INC PAR \$0.001		03/10/14	05/07/15
m	EQUINIX INC PAR \$0.001		03/10/14	07/23/15
n	EQUINIX INC PAR \$0.001		03/10/14	10/22/15
o	EQUINIX INC PAR \$0.001		04/30/14	10/22/15

	(e) Gross sales price	(f) Depreciation allowed (or allowable)	(g) Cost or other basis plus expense of sale	(h) Gain or (loss) (e) plus (f) minus (g)
a	7,500.		6,570.	930.
b	3,471.		2,709.	762.
c	3,642.		3,528.	114.
d	2,658.		2,130.	528.
e	5,111.		3,948.	1,163.
f	2,103.		1,411.	692.
g	2,656.		1,895.	761.
h	6,771.		4,285.	2,486.
i	4,965.		3,269.	1,696.
j	3,107.		2,510.	597.
k	1,813.		1,571.	242.
l	7,631.		5,565.	2,066.
m	3,769.		2,686.	1,083.
n	4,391.		2,878.	1,513.
o	878.		559.	319.

Complete only for assets showing gain in column (h) and owned by the foundation on 12/31/69

(i) F.M.V. as of 12/31/69	(j) Adjusted basis as of 12/31/69	(k) Excess of col. (i) over col. (j), if any	(l) Losses (from col. (h)) Gains (excess of col. (h) gain over col. (k), but not less than "-0-")
a			930.
b			762.
c			114.
d			528.
e			1,163.
f			692.
g			761.
h			2,486.
i			1,696.
j			597.
k			242.
l			2,066.
m			1,083.
n			1,513.
o			319.

2 Capital gain net income or (net capital loss) { If gain, also enter in Part I, line 7
If (loss), enter "-0-" in Part I, line 7 }

2

3 Net short-term capital gain or (loss) as defined in sections 1222(5) and (6):

If gain, also enter in Part I, line 8, column (c).

If (loss), enter "-0-" in Part I, line 8

3

Part IV Capital Gains and Losses for Tax on Investment Income

(a) List and describe the kind(s) of property sold, e.g., real estate, 2-story brick warehouse; or common stock, 200 shs. MLC Co.		(b) How acquired P - Purchase D - Donation	(c) Date acquired (mo., day, yr.)	(d) Date sold (mo., day, yr.)
1a	FASTENAL COMPANY		04/30/14	02/04/15
b	FASTENAL COMPANY		10/24/13	02/04/15
c	FASTENAL COMPANY		10/24/13	03/09/15
d	FASTENAL COMPANY		10/24/13	03/11/15
e	FASTENAL COMPANY		10/24/13	03/16/15
f	FASTENAL COMPANY		10/24/13	03/17/15
g	FASTENAL COMPANY		10/24/13	03/18/15
h	FASTENAL COMPANY		10/24/13	03/19/15
i	FASTENAL COMPANY		12/16/13	03/19/15
j	GOOGLE INC CL C		10/24/13	05/05/15
k	GOOGLE INC CL C		04/17/14	08/24/15
l	HERSHEY COMPANY		01/06/15	11/24/15
m	HERSHEY COMPANY		03/11/15	11/24/15
n	HERSHEY COMPANY		03/11/15	12/02/15
o	HERSHEY COMPANY		09/24/14	12/02/15

(e) Gross sales price	(f) Depreciation allowed (or allowable)	(g) Cost or other basis plus expense of sale	(h) Gain or (loss) (e) plus (f) minus (g)
a	7,633.	8,957.	<1,324.>
b	3,053.	3,561.	<508.>
c	3,085.	3,759.	<674.>
d	7,232.	8,854.	<1,622.>
e	3,512.	4,204.	<692.>
f	3,597.	4,204.	<607.>
g	3,761.	4,402.	<641.>
h	1,142.	1,336.	<194.>
i	2,369.	2,633.	<264.>
j	151.	145.	6.
k	6,700.	5,928.	772.
l	3,528.	4,249.	<721.>
m	8,261.	9,521.	<1,260.>
n	510.	595.	<85.>
o	11,827.	12,925.	<1,098.>

Complete only for assets showing gain in column (h) and owned by the foundation on 12/31/69

(i) F.M.V. as of 12/31/69	(j) Adjusted basis as of 12/31/69	(k) Excess of col. (i) over col. (j), if any	(l) Losses (from col. (h)) Gains (excess of col. (h) gain over col. (k), but not less than "-0-")
a			<1,324.>
b			<508.>
c			<674.>
d			<1,622.>
e			<692.>
f			<607.>
g			<641.>
h			<194.>
i			<264.>
j			6.
k			772.
l			<721.>
m			<1,260.>
n			<85.>
o			<1,098.>

2 Capital gain net income or (net capital loss) { If gain, also enter in Part I, line 7
If (loss), enter "-0-" in Part I, line 7 }

2

3 Net short-term capital gain or (loss) as defined in sections 1222(5) and (6):

If gain, also enter in Part I, line 8, column (c).

If (loss), enter "-0-" in Part I, line 8

3

Part IV Capital Gains and Losses for Tax on Investment Income

(a) List and describe the kind(s) of property sold, e.g., real estate, 2-story brick warehouse; or common stock, 200 shs. MLC Co.		(b) How acquired P - Purchase D - Donation	(c) Date acquired (mo., day, yr.)	(d) Date sold (mo., day, yr.)
1a	HERSHEY COMPANY		09/29/14	12/02/15
b	HERSHEY COMPANY		10/09/14	12/02/15
c	HERSHEY COMPANY		11/24/14	12/02/15
d	LINKEDIN CL A		10/20/14	01/06/15
e	LINKEDIN CL A		05/04/15	08/03/15
f	LINKEDIN CL A		05/01/15	10/21/15
g	LINKEDIN CL A		05/04/15	10/21/15
h	LINKEDIN CL A		10/20/14	12/03/15
i	LINKEDIN CL A		10/20/14	10/21/15
j	LOWES COMPANIES INC		10/24/13	06/05/15
k	LOWES COMPANIES INC		10/24/13	07/21/15
l	MONSANTO COMPANY NEW		10/24/13	01/02/15
m	PERRIGO COMPANY PLC		12/19/13	03/19/15
n	PERRIGO COMPANY PLC		12/19/13	03/24/15
o	PERRIGO COMPANY PLC		12/19/13	04/02/15

(e) Gross sales price	(f) Depreciation allowed (or allowable)	(g) Cost or other basis plus expense of sale	(h) Gain or (loss) (e) plus (f) minus (g)
a	5,871.	6,480.	<609.>
b	5,445.	5,984.	<539.>
c	6,722.	7,617.	<895.>
d	4,006.	3,559.	447.
e	5,914.	6,054.	<140.>
f	4,872.	5,030.	<158.>
g	6,236.	6,458.	<222.>
h	2,872.	2,373.	499.
i	2,533.	2,571.	<38.>
j	3,080.	2,204.	876.
k	9,029.	6,813.	2,216.
l	2,261.	2,019.	242.
m	676.	621.	55.
n	6,030.	5,592.	438.
o	7,083.	6,680.	403.

Complete only for assets showing gain in column (h) and owned by the foundation on 12/31/69

(i) F.M.V. as of 12/31/69	(j) Adjusted basis as of 12/31/69	(k) Excess of col. (i) over col. (j), if any	(l) Losses (from col. (h)) Gains (excess of col. (h) gain over col. (k), but not less than "-0-")
a			<609.>
b			<539.>
c			<895.>
d			447.
e			<140.>
f			<158.>
g			<222.>
h			499.
i			<38.>
j			876.
k			2,216.
l			242.
m			55.
n			438.
o			403.

2 Capital gain net income or (net capital loss) { If gain, also enter in Part I, line 7
If (loss), enter "-0-" in Part I, line 7 }

2

3 Net short-term capital gain or (loss) as defined in sections 1222(5) and (6):

If gain, also enter in Part I, line 8, column (c).

If (loss), enter "-0-" in Part I, line 8

3

Part IV Capital Gains and Losses for Tax on Investment Income

(a) List and describe the kind(s) of property sold, e.g., real estate, 2-story brick warehouse; or common stock, 200 shs. MLC Co.		(b) How acquired P - Purchase D - Donation	(c) Date acquired (mo., day, yr.)	(d) Date sold (mo., day, yr.)
1a	PERRIGO COMPANY PLC		12/19/13	04/08/15
b	PERRIGO COMPANY PLC		12/19/13	05/07/15
c	PERRIGO COMPANY PLC		07/30/14	05/07/15
d	PRICELINE GROUP INC		04/08/15	07/29/15
e	QUALCOMM INC		10/24/13	07/08/15
f	QUALCOMM INC		01/29/15	07/10/15
g	QUALCOMM INC		10/24/13	07/10/15
h	RED HAT INC		09/11/14	01/06/15
i	SALESFORCE.COM INC		12/09/14	04/30/15
j	SALESFORCE.COM INC		12/19/14	04/30/15
k	SANOFI SPON ADR		04/30/14	02/26/15
l	SANOFI SPON ADR		10/24/13	02/26/15
m	SANOFI SPON ADR		10/24/13	03/03/15
n	SANOFI SPON ADR		10/30/14	08/24/15
o	SANOFI SPON ADR		01/06/15	08/24/15

(e) Gross sales price	(f) Depreciation allowed (or allowable)	(g) Cost or other basis plus expense of sale	(h) Gain or (loss) (e) plus (f) minus (g)
a	5,370.	4,039.	1,331.
b	6,306.	5,126.	1,180.
c	5,160.	3,909.	1,251.
d	6,086.	5,939.	147.
e	11,503.	12,525.	<1,022.>
f	2,131.	2,137.	<6.>
g	12,035.	12,929.	<894.>
h	9,892.	8,924.	968.
i	6,734.	5,256.	1,478.
j	6,519.	5,443.	1,076.
k	2,301.	2,546.	<245.>
l	7,834.	8,279.	<445.>
m	5,584.	6,002.	<418.>
n	2,616.	2,454.	162.
o	3,342.	3,033.	309.

Complete only for assets showing gain in column (h) and owned by the foundation on 12/31/69

(i) F.M.V. as of 12/31/69	(j) Adjusted basis as of 12/31/69	(k) Excess of col. (i) over col. (j), if any	(l) Losses (from col. (h)) Gains (excess of col. (h) gain over col. (k), but not less than "-0-")
a			1,331.
b			1,180.
c			1,251.
d			147.
e			<1,022.>
f			<6.>
g			<894.>
h			968.
i			1,478.
j			1,076.
k			<245.>
l			<445.>
m			<418.>
n			162.
o			309.

2	Capital gain net income or (net capital loss) { If gain, also enter in Part I, line 7 If (loss), enter "-0-" in Part I, line 7 }	2	
3	Net short-term capital gain or (loss) as defined in sections 1222(5) and (6): If gain, also enter in Part I, line 8, column (c). If (loss), enter "-0-" in Part I, line 8	3	

Part IV Capital Gains and Losses for Tax on Investment Income

(a) List and describe the kind(s) of property sold, e.g., real estate, 2-story brick warehouse; or common stock, 200 shs. MLC Co.		(b) How acquired P - Purchase D - Donation	(c) Date acquired (mo., day, yr.)	(d) Date sold (mo., day, yr.)
1a	SANOFI SPON ADR		10/24/13	08/24/15
b	SANOFI SPON ADR		12/16/13	08/24/15
c	SANOFI SPON ADR		01/29/14	08/24/15
d	SAP SE SPONS ADR		10/24/13	08/24/15
e	SAP SE SPONS ADR		04/30/14	08/24/15
f	SAP SE SPONS ADR		10/24/15	12/15/15
g	SAP SE SPONS ADR		10/24/15	12/16/15
h	SAP SE SPONS ADR		10/24/15	12/17/15
i	STARBUCKS CORP		10/24/13	02/11/15
j	STARBUCKS CORP		10/24/13	07/29/15
k	VISA INC CLASS A		04/30/14	01/22/15
l	VISA INC CLASS A		09/03/14	01/22/15
m	VISA INC CLASS A		04/30/14	10/22/15
n	WHOLE FOODS MARKET INC		03/17/14	01/26/15
o	DU PONT E I 3.25 011515		02/11/10	01/15/15

(e) Gross sales price	(f) Depreciation allowed (or allowable)	(g) Cost or other basis plus expense of sale	(h) Gain or (loss) (e) plus (f) minus (g)
a	16,227.	17,334.	<1,107.>
b	1,163.	1,216.	<53.>
c	5,473.	5,523.	<50.>
d	67.	79.	<12.>
e	2,814.	3,384.	<570.>
f	4,299.	4,327.	<28.>
g	6,969.	7,003.	<34.>
h	7,244.	7,239.	5.
i	5,175.	4,500.	675.
j	7,840.	5,408.	2,432.
k	8,486.	6,699.	1,787.
l	7,458.	6,257.	1,201.
m	6,109.	4,060.	2,049.
n	3,892.	3,989.	<97.>
o	70,000.	70,000.	0.

Complete only for assets showing gain in column (h) and owned by the foundation on 12/31/69

(i) F.M.V. as of 12/31/69	(j) Adjusted basis as of 12/31/69	(k) Excess of col. (i) over col. (j), if any	(l) Losses (from col. (h)) Gains (excess of col. (h) gain over col. (k), but not less than "-0-")
a			<1,107.>
b			<53.>
c			<50.>
d			<12.>
e			<570.>
f			<28.>
g			<34.>
h			5.
i			675.
j			2,432.
k			1,787.
l			1,201.
m			2,049.
n			<97.>
o			0.

2 Capital gain net income or (net capital loss) { If gain, also enter in Part I, line 7
If (loss), enter "-0-" in Part I, line 7 }

2

3 Net short-term capital gain or (loss) as defined in sections 1222(5) and (6):

If gain, also enter in Part I, line 8, column (c).

If (loss), enter "-0-" in Part I, line 8

3

Part IV Capital Gains and Losses for Tax on Investment Income

(a) List and describe the kind(s) of property sold, e.g., real estate, 2-story brick warehouse; or common stock, 200 shs. MLC Co.		(b) How acquired P - Purchase D - Donation	(c) Date acquired (mo., day, yr.)	(d) Date sold (mo., day, yr.)
1a	HSBC FINANCE 5.25 041515		08/07/09	04/15/15
b	MERRILL MTN 5.0 011515		02/03/10	01/15/15
c	WF SR NOTE 4.75 020915		01/07/09	02/09/15
d	ISHS CORE S&P 500 ETF		10/01/14	01/05/15
e	ISHS CORE S&P 500 ETF		05/18/15	06/01/15
f	ISHS CORE S&P 500 ETF		03/02/15	06/16/15
g	ISHS CORE S&P 500 ETF		05/18/15	06/16/15
h	ISHS CORE S&P 500 ETF		07/16/15	08/20/15
i	ISHS CORE S&P 500 ETF		07/16/15	09/02/15
j	ISHS CORE S&P 500 ETF		08/03/15	09/02/15
k	ISHS CORE S&P MDCP		11/03/14	02/02/15
l	ISHS CORE S&P MDCP		02/18/15	01/16/15
m	ISHS CORE S&P MDCP		06/16/15	07/01/15
n	ISHS CORE S&P MDCP		06/01/15	07/16/15
o	ISHS CORE S&P MDCP		06/16/15	07/16/15

(e) Gross sales price		(f) Depreciation allowed (or allowable)	(g) Cost or other basis plus expense of sale	(h) Gain or (loss) (e) plus (f) minus (g)
a	100,000.		100,000.	0.
b	100,000.		100,000.	0.
c	125,000.		125,000.	0.
d	180,530.		174,137.	6,393.
e	182,903.		184,062.	<1,159.>
f	179,449.		181,112.	<1,663.>
g	1,056.		1,071.	<15.>
h	174,808.		180,243.	<5,435.>
i	1,558.		1,706.	<148.>
j	166,081.		179,896.	<13,815.>
k	182,184.		181,468.	716.
l	183,052.		179,760.	3,292.
m	180,521.		183,546.	<3,025.>
n	180,599.		181,842.	<1,243.>
o	758.		765.	<7.>

Complete only for assets showing gain in column (h) and owned by the foundation on 12/31/69

(i) F.M.V. as of 12/31/69	(j) Adjusted basis as of 12/31/69	(k) Excess of col. (i) over col. (j), if any	(l) Losses (from col. (h)) Gains (excess of col. (h) gain over col. (k), but not less than "-0-")
a			0.
b			0.
c			0.
d			6,393.
e			<1,159.>
f			<1,663.>
g			<15.>
h			<5,435.>
i			<148.>
j			<13,815.>
k			716.
l			3,292.
m			<3,025.>
n			<1,243.>
o			<7.>

2 Capital gain net income or (net capital loss) { If gain, also enter in Part I, line 7
If (loss), enter "-0-" in Part I, line 7 }

2

3 Net short-term capital gain or (loss) as defined in sections 1222(5) and (6):

If gain, also enter in Part I, line 8, column (c).

If (loss), enter "-0-" in Part I, line 8

3

Part IV Capital Gains and Losses for Tax on Investment Income

(a) List and describe the kind(s) of property sold, e.g., real estate, 2-story brick warehouse; or common stock, 200 shs. MLC Co.				(b) How acquired P - Purchase D - Donation	(c) Date acquired (mo., day, yr.)	(d) Date sold (mo., day, yr.)
1a	ISHS RUSS 2000 INDX ETF				01/05/15	02/02/15
b	ISHS RUSS 2000 INDX ETF				12/16/14	04/16/15
c	ISHS RUSS 2000 INDX ETF				01/05/15	04/16/15
d	ISHS RUSS 2000 INDX ETF				03/02/15	04/16/15
e	ISHS RUSS 2000 INDX ETF				12/16/14	05/05/15
f	ISHS RUSS 2000 INDX ETF				06/01/15	07/16/15
g	ISHS RUSS 2000 INDX ETF				06/16/15	07/16/15
h	ISHS RUSS 2000 INDX ETF				06/01/15	08/03/15
i	PROSH ULT S&P 500 2X ETF				10/01/14	01/05/15
j	PROSH ULT S&P 500 2X ETF				05/18/15	06/01/15
k	PROSH ULT S&P 500 2X ETF				03/02/15	06/16/15
l	PROSH ULT S&P 500 2X ETF				05/18/15	06/16/15
m	PROSH ULT S&P 500 2X ETF				07/16/15	08/20/15
n	PROSH ULT S&P 500 2X ETF				07/16/15	09/02/15
o	PROSH ULT S&P 500 2X ETF				08/03/15	09/02/15

(e) Gross sales price		(f) Depreciation allowed (or allowable)	(g) Cost or other basis plus expense of sale	(h) Gain or (loss) (e) plus (f) minus (g)
a	176,582.		180,508.	<3,926.>
b	12,516.		11,321.	1,195.
c	1,517.		1,416.	101.
d	175,227.		170,885.	4,342.
e	176,701.		167,073.	9,628.
f	2,906.		2,856.	50.
g	182,444.		182,099.	345.
h	176,075.		178,943.	<2,868.>
i	21,130.		19,652.	1,478.
j	18,398.		18,640.	<242.>
k	20,461.		20,825.	<364.>
l	133.		137.	<4.>
m	19,300.		20,556.	<1,256.>
n	282.		341.	<59.>
o	17,707.		20,943.	<3,236.>

Complete only for assets showing gain in column (h) and owned by the foundation on 12/31/69

(i) F.M.V. as of 12/31/69	(j) Adjusted basis as of 12/31/69	(k) Excess of col. (i) over col. (j), if any	(l) Losses (from col. (h)) Gains (excess of col. (h) gain over col. (k), but not less than "-0-")
a			<3,926.>
b			1,195.
c			101.
d			4,342.
e			9,628.
f			50.
g			345.
h			<2,868.>
i			1,478.
j			<242.>
k			<364.>
l			<4.>
m			<1,256.>
n			<59.>
o			<3,236.>

2 Capital gain net income or (net capital loss) { If gain, also enter in Part I, line 7
If (loss), enter "-0-" in Part I, line 7 }

2

3 Net short-term capital gain or (loss) as defined in sections 1222(5) and (6):
If gain, also enter in Part I, line 8, column (c).
If (loss), enter "-0-" in Part I, line 8

3

Part IV Capital Gains and Losses for Tax on Investment Income

(a) List and describe the kind(s) of property sold, e.g., real estate, 2-story brick warehouse; or common stock, 200 shs. MLC Co.		(b) How acquired P - Purchase D - Donation	(c) Date acquired (mo., day, yr.)	(d) Date sold (mo., day, yr.)
1a	PROSH ULT MDCP400 2X ETF		06/01/15	02/02/15
b	PROSH ULT MDCP400 2X ETF		06/16/15	02/02/15
c	PROSH ULT MDCP400 2X ETF		02/18/15	04/16/15
d	PROSH ULT MDCP400 2X ETF		06/16/15	07/01/15
e	PROSH ULT MDCP400 2X ETF		06/01/15	07/16/15
f	PROSH ULT MDCP400 2X ETF		06/16/15	07/16/15
g	PROSH ULT RUSS 2K 2X ETF		01/05/15	02/02/15
h	PROSH ULT RUSS 2K 2X ETF		12/16/14	04/16/15
i	PROSH ULT RUSS 2K 2X ETF		03/02/15	04/16/15
j	PROSH ULT RUSS 2K 2X ETF		12/16/14	05/05/15
k	PROSH ULT RUSS 2K 2X ETF		06/01/15	07/16/15
l	PROSH ULT RUSS 2K 2X ETF		06/16/15	07/16/15
m	PROSH ULT RUSS 2K 2X ETF		06/01/15	08/03/15
n	ISHS 7-10 Y TRSY ETF		02/02/15	02/18/15
o	ISHS 7-10 Y TRSY ETF		12/16/14	03/02/15

(e) Gross sales price	(f) Depreciation allowed (or allowable)	(g) Cost or other basis plus expense of sale	(h) Gain or (loss) (e) plus (f) minus (g)
a	21,034.	20,840.	194.
b	428.	433.	<5.>
c	21,456.	20,650.	806.
d	17,944.	18,451.	<507.>
e	20,665.	20,881.	<216.>
f	322.	327.	<5.>
g	17,026.	17,828.	<802.>
h	3,825.	3,122.	703.
i	16,711.	15,840.	871.
j	19,408.	17,337.	2,071.
k	704.	677.	27.
l	18,515.	18,342.	173.
m	19,541.	20,124.	<583.>
n	170,796.	176,562.	<5,766.>
o	178,096.	178,384.	<288.>

Complete only for assets showing gain in column (h) and owned by the foundation on 12/31/69

(i) F.M.V. as of 12/31/69	(j) Adjusted basis as of 12/31/69	(k) Excess of col. (i) over col. (j), if any	(l) Losses (from col. (h)) Gains (excess of col. (h) gain over col. (k), but not less than "-0-")
a			194.
b			<5.>
c			806.
d			<507.>
e			<216.>
f			<5.>
g			<802.>
h			703.
i			871.
j			2,071.
k			27.
l			173.
m			<583.>
n			<5,766.>
o			<288.>

2 Capital gain net income or (net capital loss) { If gain, also enter in Part I, line 7
If (loss), enter "-0-" in Part I, line 7 }

2

3 Net short-term capital gain or (loss) as defined in sections 1222(5) and (6):

If gain, also enter in Part I, line 8, column (c).

If (loss), enter "-0-" in Part I, line 8

3

Part IV Capital Gains and Losses for Tax on Investment Income

(a) List and describe the kind(s) of property sold, e.g., real estate, 2-story brick warehouse; or common stock, 200 shs. MLC Co.		(b) How acquired P - Purchase D - Donation	(c) Date acquired (mo., day, yr.)	(d) Date sold (mo., day, yr.)
1a	ISHS 7-10 Y TRSY ETF		02/02/15	03/02/15
b	ISHS 1-3YR TRS ETF		04/16/15	05/18/15
c	ISHS 1-3YR TRS ETF		04/16/15	06/01/15
d	ISHS 1-3YR TRS ETF		04/16/15	06/16/15
e	ISHS 1-3YR TRS ETF		05/05/15	06/16/15
f	ISHS 1-3YR TRS ETF		07/16/15	11/02/15
g	ISHS 1-3YR TRS ETF		08/20/15	11/02/15
h	ISHS 3-7Y TRSY ETF		02/02/15	03/02/15
i	PROSH UL 7-10Y RS 2XETF		02/02/15	02/18/15
j	PROSH UL 7-10Y RS 2XETF		12/16/14	03/02/15
k	PROSH UL 7-10Y RS 2XETF		02/02/15	03/02/15
l	PROSH UL 7-10Y RS 2XETF		04/16/15	05/18/15
m	PROSH UL 7-10Y RS 2XETF		04/16/15	06/01/15
n	PROSH UL 7-10Y RS 2XETF		05/05/15	06/01/15
o	PROSH UL 7-10Y RS 2XETF		05/05/15	06/16/15

(e) Gross sales price	(f) Depreciation allowed (or allowable)	(g) Cost or other basis plus expense of sale	(h) Gain or (loss) (e) plus (f) minus (g)
a	4,490.	4,629.	<139.>
b	157,196.	157,412.	<216.>
c	197,615.	198,018.	<403.>
d	5,420.	5,437.	<17.>
e	190,981.	191,181.	<200.>
f	183,616.	183,833.	<217.>
g	184,209.	184,436.	<227.>
h	182,466.	185,532.	<3,066.>
i	17,376.	18,592.	<1,216.>
j	20,350.	20,498.	<148.>
k	15,191.	16,125.	<934.>
l	43,569.	45,614.	<2,045.>
m	5,133.	5,328.	<195.>
n	1,241.	1,236.	5.
o	6,153.	6,294.	<141.>

Complete only for assets showing gain in column (h) and owned by the foundation on 12/31/69

(i) F.M.V. as of 12/31/69	(j) Adjusted basis as of 12/31/69	(k) Excess of col. (i) over col. (j), if any	(l) Losses (from col. (h)) Gains (excess of col. (h) gain over col. (k), but not less than "-0-")
a			<139.>
b			<216.>
c			<403.>
d			<17.>
e			<200.>
f			<217.>
g			<227.>
h			<3,066.>
i			<1,216.>
j			<148.>
k			<934.>
l			<2,045.>
m			<195.>
n			5.
o			<141.>

2 Capital gain net income or (net capital loss) { If gain, also enter in Part I, line 7 If (loss), enter "-0-" in Part I, line 7 }	2	
3 Net short-term capital gain or (loss) as defined in sections 1222(5) and (6). If gain, also enter in Part I, line 8, column (c). If (loss), enter "-0-" in Part I, line 8 }	3	

Part IV Capital Gains and Losses for Tax on Investment Income

(a) List and describe the kind(s) of property sold, e.g., real estate, 2-story brick warehouse; or common stock, 200 shs. MLC Co.		(b) How acquired P - Purchase D - Donation	(c) Date acquired (mo., day, yr.)	(d) Date sold (mo., day, yr.)
1a	PROSH UL 7-10Y RS 2XETF		08/20/15	11/02/15
b	PROSH UL 7-10Y RS 2XETF		09/02/15	11/02/15
c	CELLULAR DYNAMICS INTL		05/28/09	03/30/15
d	CELLULAR DYNAMICS INTL		05/28/09	03/30/15
e				
f				
g				
h				
i				
j				
k				
l				
m				
n				
o				

(e) Gross sales price	(f) Depreciation allowed (or allowable)	(g) Cost or other basis plus expense of sale	(h) Gain or (loss) (e) plus (f) minus (g)
a 5,299.		5,324.	<25.>
b 17,037.		16,959.	78.
c 678,604.		470,923.	207,681.
d 13,088.		9,077.	4,011.
e			
f			
g			
h			
i			
j			
k			
l			
m			
n			
o			

Complete only for assets showing gain in column (h) and owned by the foundation on 12/31/69

(i) F.M.V. as of 12/31/69	(j) Adjusted basis as of 12/31/69	(k) Excess of col. (i) over col. (j), if any	(l) Losses (from col. (h)) Gains (excess of col. (h) gain over col. (k), but not less than "-0-")
a			<25.>
b			78.
c			207,681.
d			4,011.
e			
f			
g			
h			
i			
j			
k			
l			
m			
n			
o			

2 Capital gain net income or (net capital loss) { If gain, also enter in Part I, line 7 If (loss), enter "-0-" in Part I, line 7 }	2	<127,428.>
3 Net short-term capital gain or (loss) as defined in sections 1222(5) and (6): If gain, also enter in Part I, line 8, column (c). If (loss), enter "-0-" in Part I, line 8 }	3	N/A

FORM 990-PF INTEREST ON SAVINGS AND TEMPORARY CASH INVESTMENTS STATEMENT 1

SOURCE	(A) REVENUE PER BOOKS	(B) NET INVESTMENT INCOME	(C) ADJUSTED NET INCOME
ACCRUED INTEREST PAID	<345.>	<345.>	
JP MORGAN CHASE	467.	467.	
R.W.BAIRD	148,139.	148,139.	
TOTAL TO PART I, LINE 3	148,261.	148,261.	

FORM 990-PF DIVIDENDS AND INTEREST FROM SECURITIES STATEMENT 2

SOURCE	GROSS AMOUNT	CAPITAL GAINS DIVIDENDS	(A) REVENUE PER BOOKS	(B) NET INVEST- MENT INCOME	(C) ADJUSTED NET INCOME
RW BAIRD	152,058.	0.	152,058.	152,058.	
TO PART I, LINE 4	152,058.	0.	152,058.	152,058.	

FORM 990-PF TAXES STATEMENT 3

DESCRIPTION	(A) EXPENSES PER BOOKS	(B) NET INVEST- MENT INCOME	(C) ADJUSTED NET INCOME	(D) CHARITABLE PURPOSES
FOREIGN TAXES PAID	2,412.	2,412.		0.
FEDERAL EXCISE TAX	3,000.	0.		0.
TO FORM 990-PF, PG 1, LN 18	5,412.	2,412.		0.

FORM 990-PF	OTHER EXPENSES			STATEMENT	4
DESCRIPTION	(A) EXPENSES PER BOOKS	(B) NET INVEST- MENT INCOME	(C) ADJUSTED NET INCOME	(D) CHARITABLE PURPOSES	
FILING FEES	10.	0.		0.	
INVESTMENT FEES	100,480.	100,480.		0.	
TO FORM 990-PF, PG 1, LN 23	100,490.	100,480.		0.	

FORM 990-PF	U.S. AND STATE/CITY GOVERNMENT OBLIGATIONS			STATEMENT	5
DESCRIPTION	U.S. GOV'T	OTHER GOV'T	BOOK VALUE	FAIR MARKET VALUE	
US TREASURY NOTE	X		17,150.	14,433.	
US TREASURY NOTE	X		130,634.	131,968.	
US TREASURY NOTE	X		161,260.	167,217.	
US TREASURY NOTE	X		184,476.	191,929.	
US TREASURY NOTE	X		118,735.	117,343.	
US TREASURY NOTE	X		169,053.	168,623.	
TOTAL U.S. GOVERNMENT OBLIGATIONS			781,308.	791,513.	
TOTAL STATE AND MUNICIPAL GOVERNMENT OBLIGATIONS					
TOTAL TO FORM 990-PF, PART II, LINE 10A			781,308.	791,513.	

FORM 990-PF	CORPORATE STOCK		STATEMENT	6
DESCRIPTION	BOOK VALUE		FAIR MARKET VALUE	
HUSSMAN STRATEGIC GROWTH REINVESTMENTS	0.		0.	
AQR MULTI STRATEGY	528,277.		490,592.	
ABBOTT LABORATORIES	27,792.		30,404.	
ALPHABET INC	22,111.		22,562.	
ACTAVIS PLC	0.		0.	
AGILENT TECHNOLOGIES INC	0.		0.	
ALLSTATE CORP	0.		0.	
AMERICAN EXPRESS COMPANY	0.		0.	
AMERICAN INTL GROUP INC	25,471.		29,250.	
AMERISOURCEBEREN CORP	0.		0.	
APPLE, INC	17,817.		21,578.	
BAKER HUGHES INC	0.		0.	

BANK NEW YORK MELLONG CORP	0.	0.
BAXTER INTERNATIONAL INC	0.	0.
BAXALTA INC	9,125.	10,499.
BORG WARNER INC	25,092.	19,886.
BOSTON SCIENTIFIC CORP	22,670.	23,437.
CAPITAL ONE FINANCIAL CORP	23,431.	21,798.
CBS CORP NEW CL B	0.	0.
CHARTER COMMUNICATIONS INC DEL CL A	4,775.	4,578.
CHEVRON CORP.	0.	0.
CIMAREX ENERGY COMPANY	21,557.	16,982.
CISCO SYSTEMS, INC.	21,457.	26,232.
CITIGROUP INC NEW	30,515.	29,239.
COMCAST CORP CL A	19,154.	17,493.
CONOCOPHILLIPS	0.	0.
DEERE & COMPANY	0.	0.
DIRECT TV	0.	0.
DISCOVER FINANCIAL SVCS	0.	0.
DOVER CORP COMMON	0.	0.
E M C CORP MASS	0.	0.
EBAY INC	0.	0.
EOG RESOURCES INC	20,700.	16,211.
EASTMAN CHEMICAL CO.	9,584.	9,586.
EXPRESS SCRIPTS HLDG COMPANY	13,331.	17,220.
FRANKLIN RESOURCES INC	14,255.	12,887.
FREEPORT MCMORAN INC	0.	0.
GENERAL ELECTRIC CO.	0.	0.
GOODYEAR TIRE & RUBBER COMPANY	11,858.	11,892.
GOOLDMAN SACHS GROUP INC	0.	0.
HONEYWELL INTL INC	0.	0.
ILLINOIS TOOL WORKS INC	16,139.	16,497.
INTEL CORP	13,191.	13,624.
JPMORGAN CHASE & COMPANY	19,162.	28,063.
JUNIPER NETWORKS INC	9,544.	8,915.
KIMBERLY CLARK CORP	23,559.	25,460.
LINEAR TECHNOLOGIES	11,947.	11,382.
LOWES CORP	11,681.	11,981.
MARATHON PETROLEUM CORP	0.	0.
MARSH & MCLENNAN COS INC	20,839.	20,960.
MEDNAX INC	0.	0.
MEDTRONIC PLC	27,372.	27,999.
METLIFE INC	23,905.	22,996.
MICROSOFT CORP	9,319.	19,473.
MORGAN STANLEY	28,289.	25,989.
NEXTERA ENERGY INC	0.	0.
ORACLE CORP	0.	0.
PARKER-HANNIFIN CORP	16,440.	15,808.
PFIZER INC	32,198.	31,021.
PHILIP MORRIS INTL INC	12,886.	14,769.
PNC FINANCIAL SERVICES GROUP IN	11,753.	11,914.
PRAXAIR INC	14,266.	13,210.
PRICE T ROWE GRP INC	0.	0.
PROCTER & GAMBLE COMPANY	30,140.	31,923.
PROGRESSIVE CORP OH	18,893.	19,207.
PUBLIC SERVICE ENTERPRISE GROUP INC	0.	0.

SANDISK CORP	0.	0.
STRYKER CORP	11,711.	11,339.
SYSCO CORP	28,530.	29,069.
TEGNA INC	11,876.	11,152.
TIME WARNER CABLE INC	0.	0.
TIME WARNER INC NEW	0.	0.
TJX COMPANIES, INC.	23,626.	24,464.
TWENTY FIRST CENTURY FOX	12,961.	11,573.
UNITED PARCEL SERVICE	11,708.	10,970.
UNITED TECHNOLOGIES CORP	34,481.	30,358.
US BANCORP DE NEW	0.	0.
V F CORP	18,717.	18,053.
VANTIV INC CL A	14,198.	13,230.
WAL-MART STORES INC	0.	0.
WALT DISNEY CO	19,107.	17,233.
WELLS FARGO & CO NEW	11,467.	12,014.
WHIRLPOOL CORP	18,742.	17,624.
CELLULAR DYNAMICS INTL INC	0.	0.
ACTIVISION BLIZZARD INC	3,968.	11,961.
AGILENT TECHNOLOGIES INC	2,009.	3,763.
AKAMAI TECHNOLOGIES, INC.	2,853.	7,579.
ALLEGHENY TECHNOLOGIES INC	4,469.	1,665.
AMERICAN TOWER CORP	4,978.	12,894.
AMERISOURCEBERGEN CORP	4,348.	9,334.
ANIXTER INTL INC	0.	0.
ANSYS, INC.	2,669.	6,475.
ARMSTRONG WORLD INDUSTRIES INC	0.	0.
AUTODESK, INC.	2,965.	7,555.
BARD C.R., INC.	2,749.	6,630.
BIO RAD LABS, INC.	2,796.	4,160.
BORG WARNER, INC.	2,324.	6,528.
BOSTON PROPERTIES, INC.	2,867.	5,484.
CABOT CORP	3,393.	3,189.
CBRE GROUP INC CL A	6,164.	10,305.
COVANCE, INC.	0.	0.
CSX CORP.	4,036.	7,007.
CUMMINS, INC.	2,776.	5,633.
D.R. HORTON, INC.	4,944.	13,901.
DARDEN RESTAURANTS, INC.	3,031.	6,109.
DENTSPLY INTL INC NEW	6,150.	7,119.
DOVER CORP COMMON	5,599.	4,046.
EASTMAN CHEMICAL CO.	3,002.	7,426.
EATON VANCE CORP.	4,504.	5,448.
ECHOSTAR CORP CLASS A	4,424.	4,419.
EXPRESS SCRIPTS, INC.	4,015.	8,916.
GATX CORP.	3,465.	5,149.
GENERAL DYNAMICS CORP.	3,374.	7,280.
GLOBAL PAYMENTS	3,279.	9,547.
INTEGRYS ENERGY GROUP, INC.	0.	0.
INTERCONTINENTAL EXCHANGE, INC.	4,071.	10,763.
INT'L GAME TECHNOLOGY	0.	0.
INTUIT INC	3,702.	12,931.
JOY GLOBAL, INC.	5,174.	1,324.
KEYCORP	3,900.	6,252.

KEYSIGHT TECHNOLOGIES INC	3,185.	3,173.
LABORATORY CORP OF AMER HOLDINGS NEW	6,200.	6,553.
MASCO CORP	5,101.	8,207.
MEDNAX INC	3,012.	6,234.
MURPHY OIL CORP	3,290.	1,437.
NABORS INDUSTRIES LTD	5,705.	2,927.
NEWFIELD EXPLORATION CO.	6,708.	5,568.
PACKAGING CORP OF AMERICA	5,728.	5,359.
PROGRESSIVE CORP OH	3,968.	6,169.
RAYMOND JAMES FINANCIAL, INC.	3,335.	8,116.
REINSURANCE GROUP AMERICA, INC.	3,555.	6,416.
RENAISSANCERE HOLDINGS LIMITED	5,063.	6,112.
REPUBLIC SERVICES, INC.	5,856.	9,634.
SCOTTS MIRACLE-GRO CO.	3,298.	4,967.
SEALED AIR CORP NEW	4,250.	11,061.
SNAP ON, INC.	3,656.	15,257.
STIFEL FINANCIAL CORP	5,670.	5,761.
SYNOPSIS INC	3,983.	5,747.
TJX COMPANIES, INC.	3,822.	14,182.
VALSPAR CORP	3,532.	10,120.
WEC ENERGY GROUP INC	3,533.	5,490.
WHITING PETROLEUM CORP NEW	3,843.	821.
XILINX INC	3,929.	7,374.
ALLSCRIPTS HEALTHCARE	5,181.	6,460.
ANIXTER INTL INC	15,311.	12,078.
APPLIED INDUSTRIAL TECH INC	12,375.	11,945.
ARMSTRONG WORLD INDUSTRIES INC	11,669.	9,832.
ARROW ELECTRONICS, INC.	7,787.	12,191.
AVERY DENNISON CORP	4,625.	10,026.
BERKLEY W R CORP	10,582.	15,878.
BROADRIDGE FINANCIAL SOLUTIONS, INC.	8,904.	18,806.
CABLE ONE INC	7,294.	9,541.
CARLISLE COMPANIES, INC.	1,762.	4,878.
CASH AMERICA INTL INC	8,099.	9,135.
CIMAREX ENERGY COMPANY	0.	0.
CINTAS CORP.	0.	0.
COMPASS MNRLS INTL INC	10,249.	9,785.
CULLEN FROST BANKERS INC	13,863.	12,300.
DONALDSON COMPANY INC	11,767.	9,601.
DUN & BRADSTREET CORP	4,174.	5,716.
ESTERLINE TECHNOLOGIES CORP	15,329.	12,555.
FIRST FINANCIAL SERVICES INC	7,835.	7,299.
FLIR SYSTEMS INC	13,797.	12,632.
FORWARD AIR CORP	0.	0.
FULLER H B COMPNAY	18,560.	16,047.
GENPACT LTD	15,142.	22,232.
GRAHAM HOLDINGS COMPANY	9,879.	9,214.
GREENLIGHT CAPITAL RE LIMITED CLASS A	9,527.	6,361.
HANGER INC	0.	0.
INTERPUBLIC GROUP COMPANY INC	16,391.	20,254.
KENNAMETAL INC	8,686.	4,320.
KIRBY CORP.	10,593.	8,682.
LINDSAY CORP	5,299.	5,068.
MANPOWER GROUP INC	12,413.	14,751.

MKS INSTRUMENTS INC	5,947.	7,560.
MSC INDUSTRIAL DIRECT CLASS A	15,853.	10,973.
NVR INC.	8,615.	13,144.
PATTERSON COMPANIES, INC.	0.	0.
PROGRESSIVE SOFTWARE CORP	7,643.	8,040.
ROBERT HALF INTL INC	8,935.	9,899.
RPX CORP	11,513.	7,975.
RYDER SYSTEM INC	8,147.	6,820.
SCANSOURCE, INC.	9,385.	9,022.
SOCIEDAD QUIMICA Y MINERA DE CHILE	0.	0.
STURM RUGER & CO INC	0.	0.
TRIMAS CORP NEW	7,968.	6,155.
UNIFIRST CORP	7,808.	7,815.
VALMONT INDUSTRIES INC	10,805.	7,952.
VARIAN MEDICAL SYSTEMS INC	9,004.	9,696.
WOODWARD INC	18,636.	19,616.
ZIONS BANCORPORATION	6,252.	6,825.
ISHARES CORE S&P 500 ETF	0.	0.
ISHARES CORE S&P MID CAP ETF	0.	0.
ISHARES RUSSELL 2000 ETF	0.	0.
PROSHARES ULTRA S&P 500 2X ETF	0.	0.
PROSHARES ULTRA MID CAP 400 2X ETF	0.	0.
PROSHARES ULTRA RUSSELL 2000 2X ETF	0.	0.
AMAZON.COM INC	0.	0.
AMERICAN EXPRESS COMPANY	0.	0.
AMGEN INC	0.	0.
AON PLC CL A	0.	0.
ALPHABET INC	42,424.	62,228.
AMAZON.COM INC	28,957.	60,154.
AMGEN INC	49,702.	65,257.
ARM HOLDINGS PLC	50,794.	49,583.
ARYZTA AG ADR	0.	0.
ASAHI KASEI CORP ADR	0.	0.
ASTELLAS PHARMA INC	0.	0.
AUSTRALIA & NEW ZEALAND BANKING GROUP	0.	0.
AUTOMATIC DATA PROCESSING INC	38,824.	49,900.
CERNER CORP	49,583.	52,408.
COLGATE-PALMOLIVE CO	50,568.	52,497.
CORE LABORATORIES NV	28,994.	29,577.
ECOLAB INC	55,426.	59,821.
EQUINIX INC NEW	29,906.	46,267.
FACEBOOK INC CL A	52,164.	61,121.
FASTENAL COMPANY	0.	0.
FLEETCOR TECHNOLOGIES INC	55,245.	53,170.
GOOGLE, INC	0.	0.
HERSHEY COMPANY	0.	0.
KANSAS CITY SOUTHERN NEW	15,091.	15,307.
LINKEDIN CORP CL A	10,388.	14,405.
LOWES COMPANIES INC	43,233.	67,676.
MONDELEZ INTERNATIONAL INC	52,412.	62,731.
MONSANTO COMPANY NEW	41,272.	38,718.
NIKE INC CL B	44,739.	42,500.
PERRIGO COMPANY	0.	0.
PRICELINE GROUP IN	58,008.	63,748.

QUALCOMM, INC.	0.	0.
RED HAT INC	41,092.	52,502.
REGENERON PHARMACEUTICALS INC	18,932.	34,201.
SALESFORCE.COM INC	27,827.	38,494.
SANOFI SPON ADR	0.	0.
SAP AE SPONS ADR REPRESENTING 1 COMMON SHARE	27,852.	30,691.
SCHLUMBERGER LTD.	68,561.	53,917.
STARBUCKS CORP	29,730.	46,643.
STATE STREET CORP	52,902.	51,827.
VERISK ANALYTICS INC	30,485.	32,443.
VISA INC CLASS A	43,837.	67,003.
WALT DISNEY CO	27,201.	41,296.
WHOLE FOODS MARKET INC	51,008.	36,783.
AIA GROUP LTD	5,613.	5,086.
AGEAS	6,299.	6,817.
AIRBUS GROUP	8,420.	8,098.
ALIBABA GROUP HOLDING	5,525.	5,283.
ARKEMA SPONSORED ADR	4,102.	3,617.
ASML HOLDING NV NY	5,319.	4,350.
ASTELLAS PHARMA INC	10,121.	10,933.
BAIDU INC	5,135.	4,348.
BANCO BRADESCO S A	0.	0.
BANCO DE CHILE	0.	0.
BANCO LATINOAMERICANO	7,653.	6,094.
BANCO SANTANDER S A	0.	0.
BANK OF CHINA	8,563.	8,284.
BASF SE	0.	0.
BAYER A G	10,944.	9,862.
BAYERISCHE MOTOREN	0.	0.
BNP PARIBAS SPONS ADR	8,142.	7,319.
BP PLC SPONSORED ADR	14,066.	9,253.
BRITISH AMERN TOBACCO	11,993.	11,376.
BT GROUP PLC ADR	9,816.	10,487.
CANADIAN NATIONAL RAILWAY COMPANY	4,703.	3,967.
CARLSBERG AS SPONSORED	0.	0.
CAP GEMINI SA ADR	9,725.	9,727.
CK HUTCHISON HOLDINGS	23,567.	18,910.
CONTINENTAL AG	5,152.	5,099.
CRH PLC ADR	5,260.	4,957.
EAST JAPAN RAILWAY	5,192.	5,239.
ELECTRICITE DE FRANCE	0.	0.
EMBRAER S A	5,572.	4,490.
EXPERIAN PLC	7,799.	7,701.
GRIFOLS S A SPON ADR	4,405.	4,406.
GRUPO FINANCIERO BANORTE	8,537.	6,698.
HEINEKEN NV	7,846.	7,909.
HENKEL AG & COMPANY KGAA	8,044.	8,135.
HITACHI LTD ADR 10 COM	4,502.	3,459.
HOLLYSYS AUTOMATION TECHNOLOGIES LTD	0.	0.
HONDA MOTOR LTD	6,425.	6,769.
HUTCHISON WHAMPOA LTD	0.	0.
IMPERIAL OIL LTD NEW	0.	0.
INFOSYS LTD SPONSORED	7,006.	8,576.
ING GROEP N V	5,107.	4,886.

INTESA SANPAOLOA SPA	6,086.	6,355.
ITOCHU CORP ADR	6,564.	6,466.
JAPAN TOBACCO INC	5,330.	6,464.
KASIKORNBANK PUBLIC COMPANY	0.	0.
KOC HOLDING	4,775.	3,580.
KONINKLIJKE AHOLD NV	12,026.	12,533.
KOREA ELECTRIC POWER CORP	6,193.	6,372.
LENOVO GROUP LIMITED	0.	0.
LG DISPLAY COMPANY LTD	5,659.	3,539.
LINDE AG SPONSORED ADR	0.	0.
LVMH MOET HENNESSY LOUIS	8,395.	6,992.
MAGNA INTERNATIONAL INC	5,996.	4,827.
MICHELIN COMPAGNIE	5,964.	5,052.
MINITUBISHI UFJ FINANCIAL	10,659.	10,369.
MUNICH RE GROUP ADR	8,848.	9,033.
NETEASE INC	2,613.	6,162.
NIPPON TELEG & TEL	7,850.	8,862.
NISSAN MTR LTD	6,212.	7,534.
NOMURA HOLDINGS INC	15,399.	12,426.
OIL COMPANY LUKOIL	0.	0.
PANDORA AS ADR	8,527.	13,314.
PETROLEO BRASILEIRO SA	0.	0.
PRUDENTIAL PLC	0.	0.
PT ASTRA INTERNATIONAL	0.	0.
PT BANK MANDIRI PERSERO	0.	0.
PT BANK RAKYAT ADR	0.	0.
RELX NV	9,555.	9,778.
RICOH LTD SPONS ADR NEW	0.	0.
ROCHE HOLDING LIMITED SPONSORED	11,390.	10,789.
ROLLS-ROYCE HOLDINGS	0.	0.
ROYAL BANK CANADA	8,296.	6,215.
RYANAIR HOLDINGS PLC	10,247.	12,277.
SAFRAN S A SPONSORED ADR	6,183.	5,569.
SANLAM LTD SPONSORED	0.	0.
SASOL LIMITED	0.	0.
SEKISUI HOUSE LIMITED	4,603.	6,259.
SEVEN & I HOLDINGS	0.	0.
SK TELECOM LTD	4,137.	3,526.
SMITH & NEPHEW PLC NEW	10,091.	10,751.
SODEXO	6,945.	6,491.
SOFTBANK CORP	7,229.	5,415.
STATOIL ASA	0.	0.
SWEDBANK AB	0.	0.
TAIWAN SEMICONDUCTOR	4,872.	5,369.
TATA MOTORS LTD	5,227.	3,536.
TDK COPR ADR	5,258.	4,552.
TECHTRONIC INDUSTRIES	7,785.	10,125.
TENAGA NASIONAL BERHAD	8,907.	6,999.
TENCENT HOLDINGS LTD	5,547.	7,848.
TOKIO MARINE HOLDINGS	6,278.	5,715.
TOTAL S A SPONSORED	5,174.	4,720.
UBS GROUP AG	8,260.	7,244.
UNITED OVERSEAS BK LTD	3,647.	2,810.
VALEANT PHARM INTL INC	0.	0.

WUXI PHARMATECH CAYMAN	0.	0.
ISHARES MSCI	103,551.	92,073.
ISHARES RUSSELL 2000	103,989.	96,065.
ISHARES RUSSELL 1000 - VALUE	166,109.	155,793.
ISHARES RUSSELL 1000 - GROWTH	166,050.	165,634.
ISHARES RUSSELL MID CAP	138,476.	128,945.
TOTAL TO FORM 990-PF, PART II, LINE 10B	4,472,055.	4,776,533.

FORM 990-PF	CORPORATE BONDS	STATEMENT	7
-------------	-----------------	-----------	---

DESCRIPTION	BOOK VALUE	FAIR MARKET VALUE
EATON VANCE CORP.	502,267.	495,365.
TEMPLETON	489,439.	478,273.
BANK AMERICA CORP	0.	0.
COCA COLA ENTERPRISES NEW NOTE	0.	0.
BANK AMERICA CORP	105,384.	107,419.
COCA COLA ENTERPRISES INC	52,270.	50,250.
CONAGRA FOODS INC SR NOTE	50,447.	49,848.
DISCOVER BANK GREENWOOD DE CD	150,000.	151,107.
GE CAP BANK INC	150,000.	151,257.
GENERAL ELECTRIC CO NOTE	100,298.	106,768.
GOLDMAN SACHS BANK USA NEW YORK NY CD	100,000.	99,580.
INTEL CORP SR NOTE	52,997.	51,791.
JOHNSON CONTROLS INC SR NOTE	104,002.	100,744.
JPMORGAN CHASE & COMPANY NOTE	50,511.	50,170.
KOHL'S CORP NOTE B/E	103,527.	102,641.
PITNEY BOWES INC NOTE	102,105.	104,686.
VERIZON COMMUNICATIONS, INC. NOTE	79,671.	76,575.
WESTERN UNION COMPANY NOTE	51,470.	51,252.
ISHARES 7-10 YR TREASURY BOND ETF	0.	0.
PROSHARES ULTRA 7-10 YR TREASURY 2X ETF	0.	0.
NATL RURAL UTILS COOP	0.	0.
AT&T, INC.	0.	0.
FEDL HOME LOAN MTG CORP	0.	0.
FEDL HOME LOAN MTG CORP	0.	0.
AEP TX CENT TRANSITION	106,779.	103,162.
ALABAMA PWR CO	13,720.	13,365.
ALLSTATE CORP SR NOTE	31,684.	31,538.
AMERICAN EXPR CR CORP	30,092.	30,254.
AMERICAN EXPR CO	16,670.	16,507.
AT&T INC	49,513.	49,174.
BANK NY MELLON CORP	34,401.	34,185.
BANK NEW YORK INC	16,932.	16,939.
BB&T CORP	47,369.	47,185.
BB&T CORP	16,122.	16,091.
BERKSHIRE HATHAWAY INC	46,412.	46,281.
BOTTLING GROUP LLC	15,339.	15,334.
CHASE ISSUANCE TR	21,883.	21,667.

CITIBANK CR CD ISS TR	97,798.	92,491.
COMERICA BANK DETROIT	20,136.	19,933.
DUKE ENERGY CAROLINAS	48,640.	48,848.
FEDL HOME LOAN MTG CORP	1,131.	1,070.
FEDL HOME LOAN MTG CORP	50,566.	45,301.
FEDL HOME LOAN MTG CORP	848.	881.
FEDL NATL MTG ASSN	9,094.	9,309.
FEDL NATL MTG ASSN	6,193.	6,157.
FEDL NATL MTG ASSN	3,125.	3,000.
FEDL NATL MTG ASSN	6,618.	6,623.
FEDL NATL MTG ASSN	6,673.	6,285.
FEDL NATL MTG ASSN	14,174.	12,901.
FEDL NATL MTG ASSN	27,783.	26,063.
FEDL NATL MTG ASSN	34,681.	31,251.
FEDL NATL MTG ASSN	78,795.	74,277.
FEDL NATL MTG ASSN	38,875.	35,751.
FEDL NATL MTG ASSN	429.	409.
FEDL NATL MTG ASSN	9,095.	8,338.
FEDL NATL MTG ASSN	9,299.	9,493.
FEDL NATL MTG ASSN	6,075.	5,714.
FEDL NATL MTG ASSN	0.	0.
FEDL NATL MTG ASSN	466.	444.
FEDL NATL MTG ASSN	5,714.	5,761.
FEDL NATL MTG ASSN	5,046.	4,798.
FEDL NATL MTG ASSN	4,808.	4,907.
FEDL NATL MTG ASSN	1,565.	1,497.
FEDL NATL MTG ASSN	1,178.	1,091.
FEDL NATL MTG ASSN	21,678.	20,567.
FEDL NATL MTG ASSN	754.	759.
FEDL NATL MTG ASSN	2,499.	2,414.
FEDL NATL MTG ASSN	6,418.	6,580.
FEDL NATL MTG ASSN	2,633.	2,753.
FEDL NATL MTG ASSN	6,143.	6,344.
GENL ELECTRIC CAP CORP	40,666.	40,148.
HONEYWELL INTL INC	57,299.	56,865.
IDAHO PWR CO	0.	0.
INTL BUS MACHS CORP	54,375.	54,177.
JOHNSON & JOHNSON	37,551.	37,429.
JOHNSON & JOHNSON	15,313.	15,309.
KIMBERLY CLARK CORP	55,348.	55,614.
METLIFE INC	51,789.	51,802.
NATIONAL RURAL UTILS	34,464.	33,842.
NELNET STDNT LN TR	86,780.	87,652.
NORTHERN STS PWR CO 1ST	45,172.	45,083.
NORTHERN TR CORP	20,953.	20,901.
NORTHERN TR CORP	11,653.	11,420.
PEPSICO INC	42,554.	42,564.
PNC BANK NA PITTSBURGH	21,633.	21,414.
PNC BANK NA PITTSBURGH	33,367.	32,876.
PROCTER & GAMBLE CO NOTE	53,435.	53,390.
PRUDENTIAL FINL INC MEDIUM TERM NOTE	65,671.	65,464.
PUBLIC SVC ELEC & GAS	14,019.	13,856.
PUB SVC CO COLO	17,692.	17,568.
SLM STDNT LN TR	20,281.	19,397.

SOUTH CAROLINA ELEC	107,604.	106,212.
STATE STR CORP JR SUB	21,101.	20,984.
SUNTRUST BANK ATLANTA GA	28,767.	28,746.
TARGET CORP NOTE	48,720.	49,046.
UNITED PARCEL SERVICE	51,230.	51,981.
UNITED TECHS CORP	49,472.	49,277.
US BANCORP DEL	68,691.	67,948.
WALT DISNEY CO SR MEDIUM TERM NOTE	54,990.	55,085.
GOLDMAN SACHS GROUP, INC. NOTE	0.	0.
KELLOGG CO.	0.	0.
JPMORGAN CHASE & COMPANY	0.	0.
FEDL FARM CREDIT BANK	0.	0.
COMERICA BANK DETROIT	0.	0.
TOTAL TO FORM 990-PF, PART II, LINE 10C	4,430,824.	4,377,468.

FORM 990-PF	OTHER INVESTMENTS	STATEMENT	8
-------------	-------------------	-----------	---

DESCRIPTION	VALUATION METHOD	BOOK VALUE	FAIR MARKET VALUE
STATE OF ISRAEL BONDS	FMV	0.	0.
STATE OF ISRAEL BONDS	FMV	0.	0.
STATE OF ISRAEL BONDS	FMV	0.	0.
STATE OF ISRAEL BONDS	FMV	0.	0.
ISRAEL STATE JUBILEE 7TH SER 11/01/17	FMV	100,000.	100,000.
ISRAEL STATE JUBILEE 8TH SER 11/01/18	FMV	100,000.	100,000.
ISRAEL STATE JUBILEE 9TH SER 11/01/19	FMV	100,000.	99,672.
ISRAEL STATE JUBILEE 9TH SER 01/01/20	FMV	250,000.	250,000.
ISRAEL STATE JUBILEE 9TH SER 02/01/20	FMV	100,000.	98,856.
ISRAEL STATE JUBILEE 8TH SER 09/01/23	FMV	250,000.	250,000.
ISRAEL STATE JUBILEE 10TH SER 11/01/25	FMV	100,000.	99,342.
TOTAL TO FORM 990-PF, PART II, LINE 13		1,000,000.	997,870.

FORM 990-PF	EXPLANATION CONCERNING PART VII-A, LINE 12	STATEMENT	9
-------------	--	-----------	---

EXPLANATION

THE EUGENE J. EDER CHARITABLE FOUNDATION INC. MADE DISTRIBUTIONS TO A DONOR ADVISED FUND AT THE MILWAUKEE JEWISH COMMUNITY FOUNDATION. THE MILWAUKEE JEWISH COMMUNITY FOUNDATION, A 501(C)3 ORGANIZATION, MAKES CONTRIBUTIONS TO RELIGIOUS, EDUCATIONAL AND OTHER CHARITABLE ORGANIZATIONS AS WELL AS TO ORGANIZATIONS FOR THE WELL BEING OF THE COMMUNITY. THESE CONTRIBUTIONS ARE CONSISTENT WITH CONTRIBUTIONS MADE FROM THE EUGENE J. EDER CHARITABLE FOUNDATION SINCE ITS INCEPTION.

GENERAL EXPLANATION	STATEMENT	10
---------------------	-----------	----

FORM/LINE IDENTIFIER AND DESCRIPTION/RETURN REFERENCE

990-PF PAGE 5 PART VII-A LINE 12 - DISTRIBUTIONS WERE MADE TO A DONOR ADV

EXPLANATION:

THE EUGENE J. EDER CHARITABLE FOUNDATION INC. MADE DISTRIBUTIONS TO A DONOR ADVISED FUND AT THE MILWAUKEE JEWISH COMMUNITY FOUNDATION. THE MILWAUKEE JEWISH COMMUNITY FOUNDATION, A 501(C)3 ORGANIZATION, MAKES CONTRIBUTIONS TO RELIGIOUS, EDUCATIONAL AND OTHER CHARITABLE ORGANIZATIONS AS WELL AS TO ORGANIZATIONS FOR THE WELL BEING OF THE COMMUNITY. THESE CONTRIBUTIONS ARE CONSISTENT WITH CONTRIBUTIONS MADE FROM THE EUGENE J. EDER CHARITABLE FOUNDATION SINCE ITS INCEPTION.