



See a Social Security Number? Say Something!
Report Privacy Problems to <https://public.resource.org/privacy>
Or call the IRS Identity Theft Hotline at 1-800-908-4490



Form

990-PF

Department of the Treasury
Internal Revenue Service

Return of Private Foundation

or Section 4947(a)(1) Trust Treated as Private Foundation

▶ Do not enter social security numbers on this form as it may be made public.

▶ Information about Form 990-PF and its instructions is at www.irs.gov/form990pf.









OMB No 1545-0052

2015

Open to Public Inspection

For calendar year 2015, or tax year beginning 01-01-2015, and ending 12-31-2015

Name of foundation KELLOGG FAMILY FOUNDATION C/O GODFREY & KAHN SC		A Employer identification number 39-1775567	
Number and street (or P O box number if mail is not delivered to street address) 833 E MICHIGAN ST 1800		Room/suite	B Telephone number (see instructions) (414) 273-3500
City or town, state or province, country, and ZIP or foreign postal code MILWAUKEE, WI 532025615		C If exemption application is pending, check here <input type="checkbox"/>	
G Check all that apply <input type="checkbox"/> Initial return <input type="checkbox"/> Initial return of a former public charity <input type="checkbox"/> Final return <input type="checkbox"/> Amended return <input checked="" type="checkbox"/> Address change <input type="checkbox"/> Name change		D 1. Foreign organizations, check here <input type="checkbox"/> 2. Foreign organizations meeting the 85% test, check here and attach computation <input type="checkbox"/> E If private foundation status was terminated under section 507(b)(1)(A), check here <input type="checkbox"/> F If the foundation is in a 60-month termination under section 507(b)(1)(B), check here <input type="checkbox"/>	
H Check type of organization <input checked="" type="checkbox"/> Section 501(c)(3) exempt private foundation <input type="checkbox"/> Section 4947(a)(1) nonexempt charitable trust <input type="checkbox"/> Other taxable private foundation			
I Fair market value of all assets at end of year (from Part II, col. (c), line 16) ▶ \$ 35,758,150		J Accounting method <input checked="" type="checkbox"/> Cash <input type="checkbox"/> Accrual <input type="checkbox"/> Other (specify) _____ (Part I, column (d) must be on cash basis.)	

Part I Analysis of Revenue and Expenses (The total of amounts in columns (b), (c), and (d) may not necessarily equal the amounts in column (a) (see instructions))			Revenue and expenses per books (a)	Net investment income (b)	Adjusted net income (c)	(d) Disbursements for charitable purposes (cash basis only)
Revenue	1	Contributions, gifts, grants, etc , received (attach schedule)				
	2	Check <input checked="" type="checkbox"/> if the foundation is not required to attach Sch B				
	3	Interest on savings and temporary cash investments	66	66		
	4	Dividends and interest from securities	228,096	228,096		
	5a	Gross rents				
	b	Net rental income or (loss) _____				
	6a	Net gain or (loss) from sale of assets not on line 10 	4,605			
	b	Gross sales price for all assets on line 6a 187,170				
	7	Capital gain net income (from Part IV , line 2)		4,605		
	8	Net short-term capital gain				
	9	Income modifications				
	10a	Gross sales less returns and allowances				
Operating and Administrative Expenses	b	Less Cost of goods sold				
	c	Gross profit or (loss) (attach schedule)				
	11	Other income (attach schedule)	 1,993,105		1,993,105	
	12	Total. Add lines 1 through 11	2,225,872	232,767	1,993,105	
	13	Compensation of officers, directors, trustees, etc				
	14	Other employee salaries and wages	360,567		360,567	
	15	Pension plans, employee benefits				
	16a	Legal fees (attach schedule).	 19,950	6,650	6,650	6,650
	b	Accounting fees (attach schedule).	 7,230	2,410	2,410	2,410
	c	Other professional fees (attach schedule)	 34,917	34,917		
	17	Interest	71,349		71,349	
	18	Taxes (attach schedule) (see instructions)	 229,502		208,945	
	19	Depreciation (attach schedule) and depletion . . .	 580,066		580,066	
	20	Occupancy				
	21	Travel, conferences, and meetings.				
	22	Printing and publications				
	23	Other expenses (attach schedule).	 605,342		605,342	
	24	Total operating and administrative expenses.				
		Add lines 13 through 23	1,908,923	43,977	1,835,329	9,060
	25	Contributions, gifts, grants paid	2,485,000			2,485,000
	26	Total expenses and disbursements. Add lines 24 and 25	4,393,923	43,977	1,835,329	2,494,060
	27	Subtract line 26 from line 12				
	a	Excess of revenue over expenses and disbursements	-2,168,051			
	b	Net investment income (if negative, enter -0-)		188,790		
	c	Adjusted net income (if negative, enter -0-) . . .			157,776	

Part II		Balance Sheets	Attached schedules and amounts in the description column should be for end-of-year amounts only (See instructions)	Beginning of year	End of year	
				(a) Book Value	(b) Book Value	(c) Fair Market Value
Assets	1	Cash—non-interest-bearing		459,251	682,437	682,434
	2	Savings and temporary cash investments		13,168,367	10,886,863	10,886,863
	3	Accounts receivable ▶ _____ Less allowance for doubtful accounts ▶ _____				
	4	Pledges receivable ▶ _____ Less allowance for doubtful accounts ▶ _____				
	5	Grants receivable				
	6	Receivables due from officers, directors, trustees, and other disqualified persons (attach schedule) (see instructions).				
	7	Other notes and loans receivable (attach schedule) ▶ _____ Less allowance for doubtful accounts ▶ _____				
	8	Inventories for sale or use				
	9	Prepaid expenses and deferred charges				
	10a	Investments—U S and state government obligations (attach schedule)				
	b	Investments—corporate stock (attach schedule)	9,971,762	10,175,367	10,175,367	
	c	Investments—corporate bonds (attach schedule)				
	11	Investments—land, buildings, and equipment basis ▶ _____ Less accumulated depreciation (attach schedule) ▶ _____				
	12	Investments—mortgage loans.				
	13	Investments—other (attach schedule)				
	Liabilities	14	Land, buildings, and equipment basis ▶ 19,093,654 Less accumulated depreciation (attach schedule) ▶ 5,104,194		14,382,130	13,989,460
15		Other assets (describe ▶ _____)		3,727	24,026	24,026
16		Total assets(to be completed by all filers—see the instructions Also, see page 1, item I)		37,985,237	35,758,153	35,758,150
17		Accounts payable and accrued expenses				
18		Grants payable				
19		Deferred revenue				
Net Assets or Fund Balances	20	Loans from officers, directors, trustees, and other disqualified persons		6,600,000	6,600,000	
	21	Mortgages and other notes payable (attach schedule).				
	22	Other liabilities (describe ▶ _____)		5,521,128	5,462,095	
	23	Total liabilities(add lines 17 through 22)		12,121,128	12,062,095	
	Foundations that follow SFAS 117, check here ▶ <input type="checkbox"/> and complete lines 24 through 26 and lines 30 and 31.					
	24	Unrestricted				
Net Assets or Fund Balances	25	Temporarily restricted				
	26	Permanently restricted				
	Foundations that do not follow SFAS 117, check here ▶ <input checked="" type="checkbox"/> and complete lines 27 through 31.					
	27	Capital stock, trust principal, or current funds				
	28	Paid-in or capital surplus, or land, bldg , and equipment fund				
	29	Retained earnings, accumulated income, endowment, or other funds		25,864,109	23,696,058	
	30	Total net assets or fund balances(see instructions)		25,864,109	23,696,058	
31	Total liabilities and net assets/fund balances(see instructions)		37,985,237	35,758,153		

Part III Analysis of Changes in Net Assets or Fund Balances			
1	Total net assets or fund balances at beginning of year—Part II, column (a), line 30 (must agree with end-of-year figure reported on prior year’s return)	1	25,864,109
2	Enter amount from Part I, line 27a	2	-2,168,051
3	Other increases not included in line 2 (itemize) ▶ _____	3	
4	Add lines 1, 2, and 3	4	23,696,058
5	Decreases not included in line 2 (itemize) ▶ _____	5	
6	Total net assets or fund balances at end of year (line 4 minus line 5)—Part II, column (b), line 30	6	23,696,058

Part IV

Capital Gains and Losses for Tax on Investment Income

List and describe the kind(s) of property sold (e g , real estate, (a) 2-story brick warehouse, or common stock, 200 shs MLC Co)		How acquired P—Purchase (b) D—Donation	Date acquired (c) (mo , day, yr)	Date sold (d) (mo , day, yr)
1 a	PUBLICLY TRADED SECURITIES	P		
b	PUBLICLY TRADED SECURITIES	P		
c				
d				
e				

(e) Gross sales price	Depreciation allowed (f) (or allowable)	Cost or other basis (g) plus expense of sale	Gain or (loss) (h) (e) plus (f) minus (g)
a 110,076		103,457	6,619
b 77,094		79,108	-2,014
c			
d			
e			

Complete only for assets showing gain in column (h) and owned by the foundation on 12/31/69			Gains (Col (h) gain minus col (k), but not less than -0-) or (l) Losses (from col (h))
(i) F M V as of 12/31/69	Adjusted basis (j) as of 12/31/69	Excess of col (i) (k) over col (j), if any	
a			6,619
b			-2,014
c			
d			
e			

2	Capital gain net income or (net capital loss)	{ If gain, also enter in Part I, line 7 If (loss), enter -0- in Part I, line 7 }	2	4,605
3	Net short-term capital gain or (loss) as defined in sections 1222(5) and (6) If gain, also enter in Part I, line 8, column (c) (see instructions) If (loss), enter -0- in Part I, line 8 }		3	6,619

Part V

Qualification Under Section 4940(e) for Reduced Tax on Net Investment Income

(For optional use by domestic private foundations subject to the section 4940(a) tax on net investment income)
If section 4940(d)(2) applies, leave this part blank

Was the foundation liable for the section 4942 tax on the distributable amount of any year in the base period? ☐ Yes ☒ No
If "Yes," the foundation does not qualify under section 4940(e) Do not complete this part

1 Enter the appropriate amount in each column for each year, see instructions before making any entries

(a) Base period years Calendar year (or tax year beginning in)	(b) Adjusted qualifying distributions	(c) Net value of noncharitable-use assets	(d) Distribution ratio (col (b) divided by col (c))
2014	3,889,539	18,347,082	0 211998
2013	3,690,380	9,630,012	0 383217
2012	4,051,289	4,664,875	0 868467
2011	5,905,522	5,518,690	1 070095
2010	3,345,681	8,605,368	0 388790

2	Total of line 1, column (d).	2	2 922567
3	Average distribution ratio for the 5-year base period—divide the total on line 2 by 5, or by the number of years the foundation has been in existence if less than 5 years	3	0 584513
4	Enter the net value of noncharitable-use assets for 2015 from Part X, line 5.	4	21,818,482
5	Multiply line 4 by line 3.	5	12,753,186
6	Enter 1% of net investment income (1% of Part I, line 27b).	6	1,888
7	Add lines 5 and 6.	7	12,755,074
8	Enter qualifying distributions from Part XII, line 4.	8	2,494,060

If line 8 is equal to or greater than line 7, check the box in Part VI, line 1b, and complete that part using a 1% tax rate See
the Part VI instructions

Part VIExcise Tax Based on Investment Income (Section 4940(a), 4940(b), 4940(e), or 4948—see page 18 of the instructions)

1a

Exempt operating foundations described in section 4940(d)(2), check here ☐ and enter "N/A" on line 1
Date of ruling or determination letter _____
(attach copy of letter if necessary—see instructions)

b

Domestic foundations that meet the section 4940(e) requirements in Part V, check here ☐ and enter 1% of Part I, line 27b

c

All other domestic foundations enter 2% of line 27b. Exempt foreign organizations enter 4% of Part I, line 12, col. (b)

2

Tax under section 511 (domestic section 4947(a)(1) trusts and taxable foundations only. Others enter -0-)

2

3

Add lines 1 and 2.

3

3,776

4

Subtitle A (income) tax (domestic section 4947(a)(1) trusts and taxable foundations only. Others enter -0-)

4

5

Tax based on investment income. Subtract line 4 from line 3. If zero or less, enter -0-

5

3,776

6

Credits/Payments

a

2015 estimated tax payments and 2014 overpayment credited to 2015

6a

9,080

b

Exempt foreign organizations—tax withheld at source

6b

c

Tax paid with application for extension of time to file (Form 8868).

6c

d

Backup withholding erroneously withheld

6d

7

Total credits and payments. Add lines 6a through 6d.

7

9,080

8

Enter any penalty for underpayment of estimated tax. Check here ☒ if Form 2220 is attached.

8

9

Tax due. If the total of lines 5 and 8 is more than line 7, enter amount owed

9

10

Overpayment. If line 7 is more than the total of lines 5 and 8, enter the amount overpaid.

10

5,304

11

Enter the amount of line 10 to be Credited to 2015 estimated tax 5,304 Refunded

11

Part VII-AStatements Regarding Activities

1a

During the tax year, did the foundation attempt to influence any national, state, or local legislation or did it participate or intervene in any political campaign?

1a

No

b

Did it spend more than \$100 during the year (either directly or indirectly) for political purposes (see Instructions for definition)?
If the answer is "Yes" to 1a or 1b, attach a detailed description of the activities and copies of any materials published or distributed by the foundation in connection with the activities.

1b

No

c

Did the foundation file Form 1120-POL for this year?

1c

No

d

Enter the amount (if any) of tax on political expenditures (section 4955) imposed during the year:
(1) On the foundation \$ (2) On foundation managers \$

e

Enter the reimbursement (if any) paid by the foundation during the year for political expenditure tax imposed on foundation managers \$

2

Has the foundation engaged in any activities that have not previously been reported to the IRS?
If "Yes," attach a detailed description of the activities.

2

No

3

Has the foundation made any changes, not previously reported to the IRS, in its governing instrument, articles of incorporation, or bylaws, or other similar instruments? If "Yes," attach a conformed copy of the changes

3

No

4a

Did the foundation have unrelated business gross income of \$1,000 or more during the year?

4a

No

b

If "Yes," has it filed a tax return on Form 990-T for this year?

4b

5

Was there a liquidation, termination, dissolution, or substantial contraction during the year?
If "Yes," attach the statement required by General Instruction T.

5

No

6

Are the requirements of section 508(e) (relating to sections 4941 through 4945) satisfied either:
• By language in the governing instrument, or
• By state legislation that effectively amends the governing instrument so that no mandatory directions that conflict with the state law remain in the governing instrument?

6

Yes

7

Did the foundation have at least \$5,000 in assets at any time during the year? If "Yes," complete Part II, col. (c), and Part XV.

7

Yes

8a

Enter the states to which the foundation reports or with which it is registered (see instructions):
WI

b

If the answer is "Yes" to line 7, has the foundation furnished a copy of Form 990-PF to the Attorney General (or designate) of each state as required by General Instruction G? If "No," attach explanation .

8b

Yes

9

Is the foundation claiming status as a private operating foundation within the meaning of section 4942(j)(3) or 4942(j)(5) for calendar year 2015 or the taxable year beginning in 2015 (see instructions for Part XIV)?
If "Yes," complete Part XIV

9

No

10

Did any persons become substantial contributors during the tax year? If "Yes," attach a schedule listing their names and addresses.

10

No

Form 990-PF (2015)

Part VII-A

Statements Regarding Activities *(continued)*

11	At any time during the year, did the foundation, directly or indirectly, own a controlled entity within the meaning of section 512(b)(13)? If "Yes," attach schedule (see instructions).	11		No
12	Did the foundation make a distribution to a donor advised fund over which the foundation or a disqualified person had advisory privileges? If "Yes," attach statement (see instructions)	12		No
13	Did the foundation comply with the public inspection requirements for its annual returns and exemption application? Website address N/A	13	Yes	
14	The books are in care of GODFREY & KAHN SC Telephone no (414) 273-3500 Located at 833 E MICHIGAN ST 1800 MILWAUKEE WI ZIP+4 53202			
15	Section 4947(a)(1) nonexempt charitable trusts filing Form 990-PF in lieu of Form 1041 —Check here <input type="checkbox"/> and enter the amount of tax-exempt interest received or accrued during the year 15			
16	At any time during calendar year 2015, did the foundation have an interest in or a signature or other authority over a bank, securities, or other financial account in a foreign country? See instructions for exceptions and filing requirements for FinCEN Form 114, Report of Foreign Bank and Financial Accounts (FBAR) If "Yes", enter the name of the foreign country 	16	Yes	No

Part VII-B

Statements Regarding Activities for Which Form 4720 May Be Required

File Form 4720 if any item is checked in the "Yes" column, unless an exception applies.			Yes	No
1a	During the year did the foundation (either directly or indirectly) (1) Engage in the sale or exchange, or leasing of property with a disqualified person? <input type="checkbox"/> Yes <input checked="" type="checkbox"/> No (2) Borrow money from, lend money to, or otherwise extend credit to (or accept it from) a disqualified person? <input checked="" type="checkbox"/> Yes <input type="checkbox"/> No (3) Furnish goods, services, or facilities to (or accept them from) a disqualified person? <input type="checkbox"/> Yes <input checked="" type="checkbox"/> No (4) Pay compensation to, or pay or reimburse the expenses of, a disqualified person? <input type="checkbox"/> Yes <input checked="" type="checkbox"/> No (5) Transfer any income or assets to a disqualified person (or make any of either available for the benefit or use of a disqualified person)? <input type="checkbox"/> Yes <input checked="" type="checkbox"/> No (6) Agree to pay money or property to a government official? (Exception. Check "No" if the foundation agreed to make a grant to or to employ the official for a period after termination of government service, if terminating within 90 days). <input type="checkbox"/> Yes <input checked="" type="checkbox"/> No			
b	If any answer is "Yes" to 1a(1)–(6), did any of the acts fail to qualify under the exceptions described in Regulations section 53.4941(d)-3 or in a current notice regarding disaster assistance (see instructions)? <input type="checkbox"/> Organizations relying on a current notice regarding disaster assistance check here. <input type="checkbox"/>	1b		No
c	Did the foundation engage in a prior year in any of the acts described in 1a, other than excepted acts, that were not corrected before the first day of the tax year beginning in 2015? <input type="checkbox"/>	1c		No
2	Taxes on failure to distribute income (section 4942) (does not apply for years the foundation was a private operating foundation defined in section 4942(j)(3) or 4942(j)(5))			
a	At the end of tax year 2015, did the foundation have any undistributed income (lines 6d and 6e, Part XIII) for tax year(s) beginning before 2015? <input type="checkbox"/> Yes <input checked="" type="checkbox"/> No If "Yes," list the years 20 , 20 , 20 , 20			
b	Are there any years listed in 2a for which the foundation is not applying the provisions of section 4942(a)(2) (relating to incorrect valuation of assets) to the year's undistributed income? (If applying section 4942(a)(2) to all years listed, answer "No" and attach statement—see instructions). <input type="checkbox"/>	2b		
c	If the provisions of section 4942(a)(2) are being applied to any of the years listed in 2a, list the years here 20 , 20 , 20 , 20			
3a	Did the foundation hold more than a 2% direct or indirect interest in any business enterprise at any time during the year? <input type="checkbox"/> Yes <input checked="" type="checkbox"/> No			
b	If "Yes," did it have excess business holdings in 2015 as a result of (1) any purchase by the foundation or disqualified persons after May 26, 1969, (2) the lapse of the 5-year period (or longer period approved by the Commissioner under section 4943(c)(7)) to dispose of holdings acquired by gift or bequest, or (3) the lapse of the 10-, 15-, or 20-year first phase holding period? (<i>Use Schedule C, Form 4720, to determine if the foundation had excess business holdings in 2015.</i>) <input type="checkbox"/>	3b		
4a	Did the foundation invest during the year any amount in a manner that would jeopardize its charitable purposes?	4a		No
b	Did the foundation make any investment in a prior year (but after December 31, 1969) that could jeopardize its charitable purpose that had not been removed from jeopardy before the first day of the tax year beginning in 2015?	4b		No

Part VII-B

Statements Regarding Activities for Which Form 4720 May Be Required (Continued)

5a

During the year did the foundation pay or incur any amount to

(1) Carry on propaganda, or otherwise attempt to influence legislation (section 4945(e))?

☐ Yes ☒ No

(2) Influence the outcome of any specific public election (see section 4955), or to carry on, directly or indirectly, any voter registration drive?

☐ Yes ☒ No

(3) Provide a grant to an individual for travel, study, or other similar purposes?

☐ Yes ☒ No

(4) Provide a grant to an organization other than a charitable, etc , organization described in section 4945(d)(4)(A)? (see instructions).

☒ Yes ☐ No

(5) Provide for any purpose other than religious, charitable, scientific, literary, or educational purposes, or for the prevention of cruelty to children or animals?

☐ Yes ☒ No

b

If any answer is "Yes" to 5a(1)–(5), did **any** of the transactions fail to qualify under the exceptions described in Regulations section 53.4945 or in a current notice regarding disaster assistance (see instructions)?

☐ Yes ☒ No

Organizations relying on a current notice regarding disaster assistance check here.

c

If the answer is "Yes" to question 5a(4), does the foundation claim exemption from the tax because it maintained expenditure responsibility for the grant?

☒ Yes ☐ No

If "Yes," attach the statement required by Regulations section 53.4945–5(d).

6a

Did the foundation, during the year, receive any funds, directly or indirectly, to pay premiums on a personal benefit contract?

☐ Yes ☒ No

b

Did the foundation, during the year, pay premiums, directly or indirectly, on a personal benefit contract?

☐ Yes ☒ No

If "Yes" to 6b, file Form 8870.

7a

At any time during the tax year, was the foundation a party to a prohibited tax shelter transaction?

☐ Yes ☒ No

b

If yes, did the foundation receive any proceeds or have any net income attributable to the transaction?

☐ Yes ☒ No

5b

No

6b

No

7b

Part VIII

Information About Officers, Directors, Trustees, Foundation Managers, Highly Paid Employees, and Contractors

1 List all officers, directors, trustees, foundation managers and their compensation (see instructions).

(a) Name and address	Title, and average hours per week (b) devoted to position	(c) Compensation (If not paid, enter -0-)	(d) Contributions to employee benefit plans and deferred compensation	Expense account, (e) other allowances
WILLIAM S KELLOGG 833 E MICHIGAN ST STE 1800 MILWAUKEE, WI 53202	PRES/TREAS 0 25	0	0	0
MADELAINE KELLOGG 833 E MICHIGAN ST STE 1800 MILWAUKEE, WI 53202	VP/SEC 0 25	0	0	0
PETER M SOMMERHAUSER 833 E MICHIGAN ST STE 1800 MILWAUKEE, WI 53202	ASSIST SEC 0 25	0	0	0

2 Compensation of five highest-paid employees (other than those included on line 1—see instructions). If none, enter "NONE."

(a) Name and address of each employee paid more than \$50,000	Title, and average hours per week (b) devoted to position	(c) Compensation	Contributions to employee benefit plans and deferred compensation (d)	Expense account, (e) other allowances
NONE				

Total number of other employees paid over \$50,000.

Part VIII

Information About Officers, Directors, Trustees, Foundation Managers, Highly Paid Employees, and Contractors (continued)

3 Five highest-paid independent contractors for professional services (see instructions). If none, enter "NONE".		
(a) Name and address of each person paid more than \$50,000	(b) Type of service	(c) Compensation
NONE		
Total number of others receiving over \$50,000 for professional services.		

Part IX-A

Summary of Direct Charitable Activities

List the foundation's four largest direct charitable activities during the tax year. Include relevant statistical information such as the number of organizations and other beneficiaries served, conferences convened, research papers produced, etc	Expenses
1 THE ORGANIZATION OPERATES A LOW-INCOME HOUSING PROPERTY IN SAN ANTONIO, TEXAS FOR THE PURPOSE OF PROVIDING AFFORDABLE HOUSING TO LOW AND VERY-LOW INCOME INDIVIDUALS	1,853,449
2	
3	
4	

Part IX-B

Summary of Program-Related Investments (see instructions)

Describe the two largest program-related investments made by the foundation during the tax year on lines 1 and 2	Amount
1 N/A	
2	
All other program-related investments See instructions	
3	
Total. Add lines 1 through 3	

Part X

Minimum Investment Return
(All domestic foundations must complete this part. Foreign foundations,see instructions.)

1	Fair market value of assets not used (or held for use) directly in carrying out charitable, etc , purposes		
a	Average monthly fair market value of securities.	1a	9,937,801
b	Average of monthly cash balances.	1b	12,212,942
c	Fair market value of all other assets (see instructions).	1c	0
d	Total (add lines 1a, b, and c).	1d	22,150,743
e	Reduction claimed for blockage or other factors reported on lines 1a and 1c (attach detailed explanation).	1e	
2	Acquisition indebtedness applicable to line 1 assets.	2	
3	Subtract line 2 from line 1d.	3	22,150,743
4	Cash deemed held for charitable activities Enter 1 1/2% of line 3 (for greater amount, see instructions).	4	332,261
5	Net value of noncharitable-use assets. Subtract line 4 from line 3 Enter here and on Part V, line 4	5	21,818,482
6	Minimum investment return. Enter 5% of line 5.	6	1,090,924

Part XI

Distributable Amount
(see instructions) (Section 4942(j)(3) and (j)(5) private operating foundations and certain foreign organizations check here ☒ and do not complete this part.)

1	Minimum investment return from Part X, line 6.	1	1,090,924
2a	Tax on investment income for 2015 from Part VI, line 5.	2a	3,776
b	Income tax for 2015 (This does not include the tax from Part VI).	2b	
c	Add lines 2a and 2b.	2c	3,776
3	Distributable amount before adjustments Subtract line 2c from line 1.	3	1,087,148
4	Recoveries of amounts treated as qualifying distributions.	4	
5	Add lines 3 and 4.	5	1,087,148
6	Deduction from distributable amount (see instructions).	6	
7	Distributable amount as adjusted Subtract line 6 from line 5 Enter here and on Part XIII, line 1.	7	1,087,148

Part XII

Qualifying Distributions (see instructions)

1	Amounts paid (including administrative expenses) to accomplish charitable, etc , purposes		
a	Expenses, contributions, gifts, etc —total from Part I, column (d), line 26.	1a	2,494,060
b	Program-related investments—total from Part IX-B.	1b	
2	Amounts paid to acquire assets used (or held for use) directly in carrying out charitable, etc , purposes.	2	
3	Amounts set aside for specific charitable projects that satisfy the		
a	Suitability test (prior IRS approval required).	3a	
b	Cash distribution test (attach the required schedule).	3b	
4	Qualifying distributions. Add lines 1a through 3b Enter here and on Part V, line 8, and Part XIII, line 4	4	2,494,060
5	Foundations that qualify under section 4940(e) for the reduced rate of tax on net investment income Enter 1% of Part I, line 27b (see instructions).	5	
6	Adjusted qualifying distributions. Subtract line 5 from line 4.	6	2,494,060

Note:The amount on line 6 will be used in Part V, column (b), in subsequent years when calculating whether the foundation qualifies for the section 4940(e) reduction of tax in those years

Part XIII

Undistributed Income (see instructions)

	(a) Corpus	(b) Years prior to 2014	(c) 2014	(d) 2015
1 Distributable amount for 2015 from Part XI, line 7				1,087,148
2 Undistributed income, if any, as of the end of 2015				
a Enter amount for 2014 only.				
b Total for prior years 20__, 20__, 20__				
3 Excess distributions carryover, if any, to 2015				
a From 2010.	3,345,681			
b From 2011.	5,905,997			
c From 2012.	3,967,365			
d From 2013.	3,418,894			
e From 2014.	3,189,716			
f Total of lines 3a through e.	19,827,653			
4 Qualifying distributions for 2015 from Part XII, line 4	\$ 2,494,060			
a Applied to 2014, but not more than line 2a				
b Applied to undistributed income of prior years (Election required—see instructions).				
c Treated as distributions out of corpus (Election required—see instructions).				
d Applied to 2015 distributable amount.				1,087,148
e Remaining amount distributed out of corpus	1,406,912			
5 Excess distributions carryover applied to 2015 (If an amount appears in column (d), the same amount must be shown in column (a).)				
6 Enter the net total of each column as indicated below:				
a Corpus Add lines 3f, 4c, and 4e Subtract line 5	21,234,565			
b Prior years' undistributed income Subtract line 4b from line 2b.				
c Enter the amount of prior years' undistributed income for which a notice of deficiency has been issued, or on which the section 4942(a) tax has been previously assessed.				
d Subtract line 6c from line 6b Taxable amount—see instructions.				
e Undistributed income for 2014 Subtract line 4a from line 2a Taxable amount—see instructions.				
f Undistributed income for 2016 Subtract lines 4d and 5 from line 1 This amount must be distributed in 2015.				0
7 Amounts treated as distributions out of corpus to satisfy requirements imposed by section 170(b)(1)(F) or 4942(g)(3) (Election may be required - see instructions).				
8 Excess distributions carryover from 2010 not applied on line 5 or line 7 (see instructions).	3,345,681			
9 Excess distributions carryover to 2016. Subtract lines 7 and 8 from line 6a.	17,888,884			
10 Analysis of line 9				
a Excess from 2011.	5,905,997			
b Excess from 2012.	3,967,365			
c Excess from 2013.	3,418,894			
d Excess from 2014.	3,189,716			
e Excess from 2015.	1,406,912			

Private Operating Foundations (see instructions and Part VII-A, question 9)

1a If the foundation has received a ruling or determination letter that it is a private operating foundation, and the ruling is effective for 2015, enter the date of the ruling. . . . ▶

b Check box to indicate whether the organization is a private operating foundation described in section 170(c)(2)(B)(i) or 170(c)(2)(B)(ii): ☐ 170(c)(2)(B)(i) or ☐ 170(c)(2)(B)(ii)

	Tax year	Prior 3 years			(e) Total
	(a) 2015	(b) 2014	(c) 2013	(d) 2012	
2a Enter the lesser of the adjusted net income from Part I or the minimum investment return from Part X for each year listed					
b 85% of line 2a					
c Qualifying distributions from Part XII, line 4 for each year listed					
d Amounts included in line 2c not used directly for active conduct of exempt activities					
e Qualifying distributions made directly for active conduct of exempt activities Subtract line 2d from line 2c					
3 Complete 3a, b, or c for the alternative test relied upon					
a "Assets" alternative test—enter					
(1) Value of all assets					
(2) Value of assets qualifying under section 4942(j)(3)(B)(i)					
b "Endowment" alternative test— enter 2/3 of minimum investment return shown in Part X, line 6 for each year listed.					
c "Support" alternative test—enter					
(1) Total support other than gross investment income (interest, dividends, rents, payments on securities loans (section 512(a)(5)), or royalties)					
(2) Support from general public and 5 or more exempt organizations as provided in section 4942(j)(3)(B)(iii).					
(3) Largest amount of support from an exempt organization					
(4) Gross investment income					

Part XV **Supplementary Information (Complete this part only if the organization had \$5,000 or more in assets at any time during the year—see instructions.)**

1 Information Regarding Foundation Managers:

a List any managers of the foundation who have contributed more than 2% of the total contributions received by the foundation before the close of any tax year (but only if they have contributed more than \$5,000) (See section 507(d)(2))

WILLIAM S KELLOGG

b List any managers of the foundation who own 10% or more of the stock of a corporation (or an equally large portion of the ownership of a partnership or other entity) of which the foundation has a 10% or greater interest

2 Information Regarding Contribution, Grant, Gift, Loan, Scholarship, etc., Programs:

Check here ☒ if the foundation only makes contributions to preselected charitable organizations and does not accept unsolicited requests for funds. If the foundation makes gifts, grants, etc. (see instructions) to individuals or organizations under other conditions, complete items 2a, b, c, and d.

a The name, address, and telephone number or email address of the person to whom applications should be addressed

b The form in which applications should be submitted and information and materials they should include

c Any submission deadlines

d Any restrictions or limitations on awards, such as by geographical areas, charitable fields, kinds of institutions, or other factors

Part XV

Supplementary Information(continued)

3 Grants and Contributions Paid During the Year or Approved for Future Payment

Recipient	If recipient is an individual, show any relationship to any foundation manager or substantial contributor	Foundation status of recipient	Purpose of grant or contribution	Amount
Name and address (home or business)				
a Paid during the year See Additional Data Table				
Total			3a	2,485,000
b Approved for future payment				
Total			3b	

Enter gross amounts unless otherwise indicated		Unrelated business income		Excluded by section 512, 513, or 514		(e) Related or exempt function income (See instructions)
		(a) Business code	(b) Amount	(c) Exclusion code	(d) Amount	
1	Program service revenue					
a	_____					
b	_____					
c	_____					
d	_____					
e	_____					
f	_____					
g	Fees and contracts from government agencies					
2	Membership dues and assessments.					
3	Interest on savings and temporary cash investments			14	66	
4	Dividends and interest from securities. . .			14	228,096	
5	Net rental income or (loss) from real estate					
a	Debt-financed property.					
b	Not debt-financed property.					
6	Net rental income or (loss) from personal property					
7	Other investment income.					
8	Gain or (loss) from sales of assets other than inventory			18	4,605	
9	Net income or (loss) from special events					
10	Gross profit or (loss) from sales of inventory . . .					
11	Other revenue a RENTAL REVENUE - KFF LLC					1,918,915
b	OTHER REVENUE - KFF LLC					74,190
c	_____					
d	_____					
e	_____					
12	Subtotal Add columns (b), (d), and (e). .				232,767	1,993,105
13	Total. Add line 12, columns (b), (d), and (e). (See worksheet in line 13 instructions to verify calculations)			13		2,225,872

[illegible]

d If the answer to any of the above is "Yes," complete the following schedule. Column **(b)** should always show the fair market value of the goods, other assets, or services given by the reporting foundation. If the foundation received less than fair market value in any transaction or sharing arrangement, show in column **(d)** the value of the goods, other assets, or services received.

	Yes	No
1a(1)		No
1a(2)		No
1b(1)		No
1b(2)		No
1b(3)		No
1b(4)		No
1b(5)		No
1b(6)		No
1c		No

[illegible]

2a Is the foundation directly or indirectly affiliated with, or related to, one or more tax-exempt organizations described in section 501(c) of the Code (other than section 501(c)(3)) or in section 527? ☐ Yes ☒ No

b If "Yes," complete the following schedule

(a) Name of organization	(b) Type of organization	(c) Description of relationship

Under penalties of perjury, I declare that I have examined this return, including accompanying schedules and statements, and to the best of my knowledge and belief, it is true, correct, and complete. Declaration of preparer (other than taxpayer) is based on all information of which preparer has any knowledge.

* * * * *

2016-06-23

* * * * *

Signature of officer or trustee

Date

Title

May the IRS discuss this return with the preparer shown below (see instr)? ☐ Yes ☐ No

☐ Yes ☐ No

Print/Type preparer's name
KATHRYN L BENNETT

Preparer's Signature

Date
2016-06-23

Check if self-employed ☐

PTIN P00281898

Firm's name
CLIFTONLARSONALLEN LLP

Firm's EIN 41-0746749

Firm's address ▶
135 SOUTH 84TH ST STE 200 MILWAUKEE, WI
53214

Phone no (414) 271-3966

Form 990PF Part XV Line 3 - Grants and Contributions Paid During the Year or Approved for Future Payment

Recipient	If recipient is an individual, show any relationship to any foundation manager or substantial contributor	Foundation status of recipient	Purpose of grant or contribution	Amount
Name and address (home or business)				
a <i>Paid during the year</i>				
OUR SAVIOUR LUTHERAN CHURCH W299 N5782 HWY E HARTLAND, WI 53029	NONE	PC	GENERAL OPERATING	280,000
UNITED WAY 225 W VINE ST MILWAUKEE, WI 53212	NONE	PC	GENERAL OPERATING	25,000
GOODWILL INDUSTRIES OF SOUTHEASTERN WISCONSIN 6055 N 91ST ST MILWAUKEE, WI 53225	NONE	PC	GENERAL OPERATING	10,000
CENTER FOR DEAF & BLIND PERSONS INC 3195 S SUPERIOR ST 111 MILWAUKEE, WI 53207	NONE	PC	GENERAL OPERATING	10,000
ELMBROOK SENIOR TAXI 17285 W RIVER BIRCH DRIVE BROOKFIELD, WI 53045	NONE	PC	GENERAL OPERATING	10,000
CHILDREN'S HOSPITAL OF WISCONSIN P O BOX 1997 MILWAUKEE, WI 532011997	NONE	PC	GENERAL OPERATING	125,000
ROGERS MEMORIAL HOSPITAL 34700 VALLEY ROAD OCONOMOWOC, WI 53066	NONE	PC	GENERAL OPERATING	100,000
LAKE VALLEY CAMP INC 2819 W HIGHLAND BLVD MILWAUKEE, WI 53208	NONE	POF	GENERAL OPERATING	1,300,000
JUVENILE DIABETES RESEARCH FOUNDATION 26 BROADWAY NEW YORK, NY 10004	NONE	PC	GENERAL OPERATING	500,000
CAL RIPKEN FOUNDATION 1427 CLARKVIEW ROAD SUITE 100 BALTIMORE, MD 21209	NONE	PC	GENERAL OPERATING	15,000
PENFIELD CHILDREN'S CENTER 833 N 26TH ST MILWAUKEE, WI 53233	NONE	PC	GENERAL OPERATING	10,000
WOMEN'S CARE CENTER FOUNDATION 360 N NOTRE DAME AVE SOUTH BEND, IN 46617	NONE	PC	GENERAL OPERATING	100,000
Total				2,485,000

TY 2015 Accounting Fees Schedule**Name:** KELLOGG FAMILY FOUNDATION

C/O GODFREY & KAHN SC

EIN: 39-1775567

Category	Amount	Net Investment Income	Adjusted Net Income	Disbursements for Charitable Purposes
ACCOUNTING FEES	7,230	2,410	2,410	2,410

Note: To capture the full content of this document, please select landscape mode (11" x 8.5") when printing.

TY 2015 Amortization Schedule

Name: KELLOGG FAMILY FOUNDATION
C/O GODFREY & KAHN SC

EIN: 39-1775567

Description of Amortized Expenses	Date Acquired, Completed, or Expended	Amount Amortized	Deduction for Prior Years	Amortization Method	Current Year Amortization	Net Investment Income	Adjusted Net Income	Total Amount of Amortization
FINANCING COSTS	2003-12-12	80,092	80,092	1 0000				80,092

Note: To capture the full content of this document, please select landscape mode (11" x 8.5") when printing.

TY 2015 Depreciation Schedule

Name: KELLOGG FAMILY FOUNDATION

C/O GODFREY & KAHN SC

EIN: 39-1775567

Description of Property	Date Acquired	Cost or Other Basis	Prior Years' Depreciation	Computation Method	Rate / Life (# of years)	Current Year's Depreciation Expense	Net Investment Income	Adjusted Net Income	Cost of Goods Sold Not Included
LAND	2003-04-25	1,141,707							
LAND	2003-12-12	505,500							
LAND IMPROVEMENTS	2003-12-12	379,125	210,098	S/L	20 0000	18,957		18,957	
BUILDING & IMPROVEMENTS	2003-12-12	6,826,650	1,891,550	S/L	40 0000	170,667		170,667	
APPLIANCES & FLOORING	2003-12-12	968,875	968,875	S/L	9 0000				
BUILDING & IMPROVEMENTS	2004-07-01	64,987	17,059	S/L	40 0000	1,625		1,625	
APPLIANCES & FLOORING	2004-07-01	96,074	96,074	S/L	9 0000				
LAND IMPROVEMENTS	2004-07-01	114,537	60,132	S/L	20 0000	5,727		5,727	
BUILDING & IMPROVEMENTS	2005-07-01	173,504	41,207	S/L	40 0000	4,338		4,338	
APPLIANCES & FLOORING	2005-07-01	10,225	10,225	S/L	9 0000				
BUILDING & IMPROVEMENTS	2006-07-01	202,565	43,045	S/L	40 0000	5,064		5,064	
LAND IMPROVEMENT-LANDSCAPING	2007-05-31	5,320	2,017	S/L	20 0000	266		266	
DOORS	2007-05-25	956	181	S/L	40 0000	24		24	
ELECTRICAL UPGRADES	2007-03-25	633	123	S/L	40 0000	16		16	
ELECTRICAL UPGRADES	2007-05-25	2,958	561	S/L	40 0000	74		74	
MONUMENT SIGN FROM SIGNS WEST, INC	2007-08-22	11,150	4,088	S/L	20 0000	558		558	
HVAC UPGRADES	2007-01-01	13,750	2,750	S/L	40 0000	344		344	
GENERAL IMPROVEMENTS	2007-01-01	1,210	242	S/L	40 0000	30		30	
GENERAL IMPROVEMENTS-INSURANCE CLAIM	2007-08-22	23,789	4,361	S/L	40 0000	595		595	
GENERAL IMPROVEMENTS - CEILING FANS	2007-08-22	39,211	7,189	S/L	40 0000	980		980	

Description of Property	Date Acquired	Cost or Other Basis	Prior Years' Depreciation	Computation Method	Rate / Life (# of years)	Current Year's Depreciation Expense	Net Investment Income	Adjusted Net Income	Cost of Goods Sold Not Included
GENERAL IMPROVEMENTS - INSURANCE CLAIM	2007-11-13	50,881	9,116	S/L	40 0000	1,272		1,272	
GENERAL PLUMBING IMPROVEMENTS	2007-01-01	13,795	2,759	S/L	40 0000	345		345	
BOILER	2007-08-22	18,767	3,441	S/L	40 0000	469		469	
WATER HEATER BUILDING 12	2007-12-14	1,550	274	S/L	40 0000	39		39	
43 CARPET REPLACEMENTS	2007-01-01	38,068	38,068	S/L	5 0000				
DRAPERIES	2007-05-25	642	642	S/L	5 0000				
LAND DEVELOPMENT - PHASE II	2007-12-31	143,416							
EXTERIOR COMMON AREA IMPROVEMENTS	2008-04-04	3,140	530	S/L	40 0000	78		78	
92 CABINET/COUNTER REPLACEMENTS/UPGRADES	2008-01-01	16,630	16,630	S/L	5 0000				
LAND IMPROVEMENT - LANDSCAPING	2008-07-31	2,849	914	S/L	20 0000	143		143	
FENCE, GATE, POOL UPGRADES & SIGNS	2008-04-04	59,295	20,012	S/L	20 0000	2,965		2,965	
ENGINEERING COSTS	2008-04-30	25,578	4,263	S/L	40 0000	639		639	
HVAC UPGRADES	2008-04-04	19,580	3,304	S/L	40 0000	490		490	
GENERAL BUILDING IMPROVEMENTS	2008-01-01	124,330	21,758	S/L	40 0000	3,108		3,108	
GENERAL PLUMBING IMPROVEMENTS	2008-01-01	64,336	11,259	S/L	40 0000	1,608		1,608	
115 VINYL & TILE INSTALLATIONS	2008-01-01	87,585	87,585	S/L	5 0000				
76 CARPET REPLACEMENTS	2008-01-01	65,395	65,395	S/L	5 0000				
44 LIGHT FIXTURES, 18 CEILING FANS	2008-04-04	43,769	7,386	S/L	40 0000	1,094		1,094	
DRAPERIES, WOODEN BLINDS	2008-04-10	24,108	24,108	S/L	5 0000				
2 GOLF CARTS	2008-06-24	4,050	4,050	S/L	5 0000				

Description of Property	Date Acquired	Cost or Other Basis	Prior Years' Depreciation	Computation Method	Rate / Life (# of years)	Current Year's Depreciation Expense	Net Investment Income	Adjusted Net Income	Cost of Goods Sold Not Included
APPLIANCES - WOODBURY SQUARE APARTMENTS	2008-01-25	1,425	1,425	S/L	5 0000				
APPLIANCES - MONTECITO APARTMENTS	2008-01-25	35,555	35,555	S/L	5 0000				
LAND DEVELOPMENT - PHASE II	2008-01-01	159,257							
APPLIANCES & FLOORING	2009-07-01	17,687	10,809	S/L	9 0000	1,965		1,965	
CABINETS	2009-07-01	8,050	8,050	S/L	5 0000				
CEILING FANS, LIGHT FIXTURES	2009-07-15	17,549	2,413	S/L	40 0000	439		439	
WOOD BLINDS,FAUX BLINDS	2009-07-15	13,885	13,885	S/L	5 0000				
49 CARPET REPLACEMENTS	2009-07-15	29,930	29,930	S/L	5 0000				
APPLIANCES	2009-07-15	13,957	13,957	S/L	5 0000				
62 VINYL REPLACEMENT	2009-07-15	49,577	49,577	S/L	5 0000				
4 SPEED BUMPS/ASPAHLT REPAIR	2009-09-30	5,376	1,411	S/L	20 0000	269		269	
OFFICE RENOVATIONS	2009-12-21	53,333	6,667	S/L	40 0000	1,333		1,333	
GENERAL BUILDING IMPROVEMENTS	2009-07-15	299,143	41,132	S/L	40 0000	7,479		7,479	
HVAC	2009-11-15	18,880	2,439	S/L	40 0000	472		472	
PATIOS/BALCONIES	2009-10-23	83,589	10,797	S/L	40 0000	2,090		2,090	
PLUMBING	2009-07-15	9,354	1,286	S/L	40 0000	234		234	
POOLS AND SPAS	2009-10-23	2,915	376	S/L	40 0000	73		73	
INTERIOR REHAB	2010-07-01	25,748	12,874	S/L	9 0000	2,861		2,861	
CARPET REPLACEMENTS - 2010	2010-07-01	22,935	20,641	S/L	5 0000	2,294		2,294	
GENERAL LAND IMPRV- 2010	2010-07-01	18,015	4,053	S/L	20 0000	901		901	

Description of Property	Date Acquired	Cost or Other Basis	Prior Years' Depreciation	Computation Method	Rate / Life (# of years)	Current Year's Depreciation Expense	Net Investment Income	Adjusted Net Income	Cost of Goods Sold Not Included
ASPHALT REPAIRS	2010-11-02	5,093	1,061	S/L	20 0000	255		255	
SIDEWALKS	2010-09-30	3,740	795	S/L	20 0000	187		187	
ELECTRICAL REPAIRS - 2010	2010-11-02	5,162	538	S/L	40 0000	129		129	
EXTERIOR REPAIRS - COMMON 2010	2010-11-05	54,270	5,653	S/L	40 0000	1,357		1,357	
BUILDING ENGINEERING COSTS-2010	2010-11-25	534	55	S/L	40 0000	13		13	
FIRE ALARMS/SPRINKLERS	2010-07-01	8,495	956	S/L	40 0000	212		212	
HVAC REPAIRS - 2010	2010-07-01	6,754	760	S/L	40 0000	169		169	
PLUMBING REPAIRS	2010-01-25	7,048	866	S/L	40 0000	177		177	
POOLS AND SPA REPAIRS - 2010	2010-08-25	1,772	192	S/L	40 0000	44		44	
VINYL & TILE REPAIRS - 2010	2010-07-01	8,422	7,580	S/L	5 0000	842		842	
CARPET REPLACEMENTS - 2010	2010-07-01	27,154	24,439	S/L	5 0000	2,715		2,715	
8 MICROS,3 FRIDGES,2 OVENS, 1 STOVE	2010-07-01	6,426	5,783	S/L	5 0000	643		643	
COMPUTER EQUIPMENT - 2010	2010-01-31	879	865	S/L	5 0000	14		14	
SIGNS - 2010	2010-07-01	6,951	4,469	S/L	7 0000	993		993	
ENGINEERING COSTS - 2010	2010-01-25	675	83	S/L	40 0000	17		17	
PLUMBING REPAIRS	2010-11-15	1,237	129	S/L	40 0000	31		31	
ADJUSTMENT - PAST/CURRENT DIFF	2010-12-31	22,365	2,237	S/L	40 0000	559		559	
COMPUTERS & EQUIP	2010-12-31	592	237	S/L	10 0000	59		59	
DESK FOR OFFICE	2011-04-22	518	271	S/L	7 0000	74		74	
FLOOR PLAN DISPLAYS	2011-09-29	929	431	S/L	7 0000	133		133	

Description of Property	Date Acquired	Cost or Other Basis	Prior Years' Depreciation	Computation Method	Rate / Life (# of years)	Current Year's Depreciation Expense	Net Investment Income	Adjusted Net Income	Cost of Goods Sold Not Included
EQUIPMENT	2011-10-25	2,374	1,074	S/L	7 0000	339		339	
BASKETBALL GOALS AND NET	2011-06-09	373	191	S/L	7 0000	53		53	
2 DESKTOP PCS	2011-10-25	1,905	1,206	S/L	5 0000	381		381	
EQUIPMENT	2011-12-01	710	313	S/L	7 0000	101		101	
2011 - APPLIANCES	2011-04-25	1,337	980	S/L	5 0000	268		268	
MICROWAVE	2011-05-18	243	174	S/L	5 0000	49		49	
OVENS HD SUPPLY	2011-06-30	680	476	S/L	5 0000	136		136	
REFRIDGERATOR	2011-06-27	559	391	S/L	5 0000	112		112	
1 FRIDGE, 2 MICROWAVES	2011-06-27	1,045	732	S/L	5 0000	209		209	
VENTAHOOD	2011-07-19	40	28	S/L	5 0000	8		8	
VENTA HOODS	2011-08-25	163	109	S/L	5 0000	32		32	
2011 - APPLIANCES	2011-09-25	1,289	838	S/L	5 0000	258		258	
DISHWASHER	2011-10-07	289	188	S/L	5 0000	57		57	
1 MICROWAVE	2011-10-07	243	158	S/L	5 0000	49		49	
2 FRIDGES	2011-10-07	1,279	831	S/L	5 0000	256		256	
MICROWAVE AND ELECTRIC RANGE	2011-10-07	661	429	S/L	5 0000	133		133	
2011 - APPLIANCES	2011-10-25	515	326	S/L	5 0000	104		104	
OVEN AND DISHWASHER	2011-11-22	724	447	S/L	5 0000	144		144	
RANGE AND FRIDGE	2011-12-01	825	509	S/L	5 0000	165		165	
FRIDGE AND STOVE	2011-12-22	825	495	S/L	5 0000	165		165	

Description of Property	Date Acquired	Cost or Other Basis	Prior Years' Depreciation	Computation Method	Rate / Life (# of years)	Current Year's Depreciation Expense	Net Investment Income	Adjusted Net Income	Cost of Goods Sold Not Included
DISHWASHER AND MICROWAVE	2011-12-22	532	319	S/L	5 0000	107		107	
DISHWASHER	2011-12-22	289	173	S/L	5 0000	58		58	
MICROWAVE	2011-12-22	186	112	S/L	5 0000	37		37	
2011 LANDSCAPING REPAIRS AND ITEMS	2011-07-01	13,503	2,363	S/L	20 0000	675		675	
2011 - SIDEWALK REPAIRS AND MAINT	2011-07-01	11,958	2,093	S/L	20 0000	598		598	
NEW AWNING AND BLDG S	2011-10-19	2,125	336	S/L	20 0000	107		107	
2011 - LANDSCAPING	2011-07-01	11,267	1,972	S/L	20 0000	563		563	
CM FEE - CONSTR FEE	2011-08-31	4,459	372	S/L	40 0000	111		111	
2011 - BREAKERS, REPAIRS, PANELS, LIGHTS	2011-05-01	3,670	336	S/L	40 0000	92		92	
2011 - COMMON AREA MAINT/REPAIRS/EQUIP/RAILS	2011-07-31	3,670	313	S/L	40 0000	92		92	
2011 - INSPECTIONS	2011-07-31	1,475	126	S/L	40 0000	37		37	
FIRE KNOX BOX	2011-03-24	800	75	S/L	40 0000	20		20	
EXIT GATE	2011-06-30	450	79	S/L	20 0000	22		22	
KEY PAD	2011-09-29	200	93	S/L	7 0000	28		28	
2011 - HVAC REPAIRS/REPLACEMENTS	2011-07-31	8,413	719	S/L	40 0000	210		210	
2011 - BOILER REPAIRS/VAMVORAS/CAMERA	2011-07-31	5,012	428	S/L	40 0000	125		125	
2011 - FURNITURE FOR POOL	2011-07-31	13,627	9,312	S/L	5 0000	2,725		2,725	
BOILER ROOM REPAIRS/EQUIP	2011-10-07	4,480	364	S/L	40 0000	112		112	
D-KAM	2011-11-25	6,232	480	S/L	40 0000	156		156	
2011- VINYL REPLACEMENT/REPAIRS	2011-07-31	9,090	6,212	S/L	5 0000	1,818		1,818	

Description of Property	Date Acquired	Cost or Other Basis	Prior Years' Depreciation	Computation Method	Rate / Life (# of years)	Current Year's Depreciation Expense	Net Investment Income	Adjusted Net Income	Cost of Goods Sold Not Included
VANITY	2011-02-08	533	417	S/L	5 0000	107		107	
2011 - CARPET REPLACEMENTS/REPAIRS	2011-07-01	42,629	29,840	S/L	5 0000	8,526		8,526	
LAND IMPROVEMENTS (EXCAVATING) POND	2007-05-25	13,440	5,096	S/L	20 0000	672		672	
LAND IMPROVEMENTS (LIGHTING)	2007-06-06	1,675	635	S/L	20 0000	84		84	
LAND IMPROVEMENTS (EXCAVATING) POND	2007-06-20	14,768	5,538	S/L	20 0000	738		738	
LAND IMPROVEMENTS (EXCAVATING) POND	2007-08-02	21,091	7,821	S/L	20 0000	1,055		1,055	
LAND IMPROVEMENTS (EXCAVATING) POND	2007-12-26	8,997	3,149	S/L	20 0000	450		450	
CAMP BUILDING	2009-01-01	6,746,938	1,472,059	S/L	27 5000	245,344		245,344	
LANDIMPROVEMENTS (LANDSCAPING)MOLD ERADICATION	2008-03-31	11,635	3,927	S/L	20 0000	581		581	
LAND IMPROVEMENTS (EXCAVATING) CONSTRUCTION	2008-05-05	13,890	4,630	S/L	20 0000	695		695	
LAND IMPROVEMENTS (EXCAVATING) CONSTRUCTION	2008-06-10	6,700	2,205	S/L	20 0000	335		335	
LAND IMPROVEMENTS (EXCAVATING) CONSTRUCTION	2008-06-27	8,245	2,680	S/L	20 0000	412		412	
LAND IMPROVEMENTS (LAY CONCRETE) MYERS	2008-07-16	6,600	2,118	S/L	20 0000	330		330	
LANDIMPROVEMENTS (LANDSCAPING)MOLD ERADICATION	2008-07-31	61,257	19,653	S/L	20 0000	3,063		3,063	
LAND IMPROVEMENTS (LIGHTING) ELECTRICAL	2008-08-06	6,065	1,946	S/L	20 0000	303		303	
LAND IMPROVEMENTS (EXCAVATING) CONSTRUCTION	2008-11-07	1,660	512	S/L	20 0000	83		83	
LANDIMPROVEMENTS (LANDSCAPING)MOLD ERADICATION	2008-12-01	1,200	365	S/L	20 0000	60		60	
INSULATION-IMPROVEMENTS	2009-04-07	9,400	3,603	S/L	15 0000	627		627	
2012 - IRRIGATION REPAIR	2012-02-01	14,273	2,081	S/L	20 0000	714		714	
2012 - LANDSCAPING	2012-02-14	34,030	4,963	S/L	20 0000	1,701		1,701	

Description of Property	Date Acquired	Cost or Other Basis	Prior Years' Depreciation	Computation Method	Rate / Life (# of years)	Current Year's Depreciation Expense	Net Investment Income	Adjusted Net Income	Cost of Goods Sold Not Included
BUILDING 31 LANDSCAPE	2012-03-09	962	136	S/L	20 0000	48		48	
BUILDING 24 LANDSCAPE	2012-03-09	908	129	S/L	20 0000	45		45	
35 YDS SAND ADDED TO PLAYGROUND	2012-12-12	3,217	335	S/L	20 0000	161		161	
STRIPING MACHINE - PARKING LOT	2012-10-31	95	29	S/L	7 0000	14		14	
DKA78501 ARRIVED AFTER AME	2012-04-30	1,500	200	S/L	20 0000	75		75	
NEW RAMP @ BUILDING 24	2012-12-05	760	79	S/L	20 0000	38		38	
LPC CM FEE IRRIGATION	2012-02-29	1,415	100	S/L	40 0000	36		36	
GM-LPC-5% CM FEE	2012-12-25	2,891	145	S/L	40 0000	72		72	
1605 ASSESSMENT	2012-02-27	79	6	S/L	40 0000	2		2	
1605 REPLACE INTERIOR PANEL	2012-03-01	586	41	S/L	40 0000	15		15	
1001 PANEL REPLACE	2012-07-25	653	39	S/L	40 0000	17		17	
NEW BATTERIES/ELETRICAL	2012-08-30	712	42	S/L	40 0000	17		17	
NEW ELECTRIC PANEL FOR 1103	2012-10-18	543	29	S/L	40 0000	14		14	
NEW WIRING/ELEC BLDG 10	2012-10-18	240	13	S/L	40 0000	6		6	
NEW ELEC PANEL 2108	2012-10-18	741	40	S/L	40 0000	19		19	
NEW ELEC PANEL 2104	2012-10-18	741	40	S/L	40 0000	19		19	
NEW PLAYGROUND LIGHTS	2012-12-24	531	27	S/L	40 0000	13		13	
1103 DEMO/REPLACE SIDEWALK	2012-02-27	850	60	S/L	40 0000	21		21	
502/15506/2406 NEW BALCONY/LANDING	2012-11-08	2,820	153	S/L	40 0000	70		70	
BALCONIES REPLACED	2012-12-25	840	42	S/L	40 0000	21		21	

Description of Property	Date Acquired	Cost or Other Basis	Prior Years' Depreciation	Computation Method	Rate / Life (# of years)	Current Year's Depreciation Expense	Net Investment Income	Adjusted Net Income	Cost of Goods Sold Not Included
2 NEW FRONT DOORS	2012-11-28	447	23	S/L	40 0000	11		11	
NEW FRONT DOORS	2012-12-24	373	19	S/L	40 0000	9		9	
NEW FURNACE	2012-11-16	267	14	S/L	40 0000	7		7	
NEW BOILER TUBE	2012-08-25	2,179	127	S/L	40 0000	55		55	
LOOP/INLET/OUTLET BOILERS	2012-08-31	1,266	74	S/L	40 0000	32		32	
BOILER2 NEW PIPING/COUPLINGS	2012-12-24	786	39	S/L	40 0000	20		20	
UMBRELLA/STAND HANDICAP TABLE (POOL SIDE)	2012-12-25	1,619	81	S/L	40 0000	40		40	
1104 VINYL REPLACEMENT	2012-01-25	879	513	S/L	5 0000	176		176	
1103 VINYL REPLACEMENT	2012-02-02	783	457	S/L	5 0000	157		157	
2402 M/R PARTIAL VINYL INSTALL	2012-02-08	53	31	S/L	5 0000	11		11	
2106 M/R VINYL INSTALL	2012-02-10	888	518	S/L	5 0000	177		177	
NEW CARPET ENTIRE UNIT 102	2012-08-10	573	277	S/L	5 0000	114		114	
NEW CARPET 1002	2012-08-10	761	368	S/L	5 0000	152		152	
DISHWASHER & REFRIDGERATOR	2012-04-26	738	394	S/L	5 0000	147		147	
NEW CARPET 1701	2012-08-10	886	428	S/L	5 0000	178		178	
2108 NEW CARPET	2012-08-17	804	375	S/L	5 0000	161		161	
DISHWASHER 2306 & 2110	2011-12-28	577	346	S/L	5 0000	116		116	
DISHWASHER	2012-01-10	243	146	S/L	5 0000	49		49	
STOVE	2012-01-12	314	189	S/L	5 0000	62		62	
2 GARBAGE DISPOSALS	2012-01-17	86	50	S/L	5 0000	17		17	

Description of Property	Date Acquired	Cost or Other Basis	Prior Years' Depreciation	Computation Method	Rate / Life (# of years)	Current Year's Depreciation Expense	Net Investment Income	Adjusted Net Income	Cost of Goods Sold Not Included
DISHWASHER 1401	2012-02-06	429	251	S/L	5 0000	85		85	
1 REFRIDGERATOR	2012-02-29	511	290	S/L	5 0000	102		102	
MICROWAVE AND STOVE	2012-04-23	719	384	S/L	5 0000	143		143	
DISHWASHER	2012-05-01	329	175	S/L	5 0000	66		66	
ELECTRIC RANGE	2012-05-17	521	269	S/L	5 0000	104		104	
MICROWAVE OVEN	2012-06-04	275	142	S/L	5 0000	55		55	
MICROWAVE & FRIDGE	2012-06-07	880	455	S/L	5 0000	175		175	
DISHWASHER REPLACEMENT 2707	2012-07-11	329	165	S/L	5 0000	65		65	
OVEN RANGE 106	2012-08-09	521	252	S/L	5 0000	104		104	
GAS FURNACE REPLACEMENT	2012-08-14	329	159	S/L	5 0000	66		66	
DISHWASHER REPLACEMENT	2012-08-14	457	221	S/L	5 0000	91		91	
FRIDGE 1712	2012-09-11	920	429	S/L	5 0000	184		184	
2 MICROWAVES & 1 DISHWASHER	2012-09-13	879	410	S/L	5 0000	176		176	
2 MICROWAVES	2012-09-25	550	247	S/L	5 0000	110		110	
2411 NEW FRIDGE	2012-10-02	532	239	S/L	5 0000	107		107	
3 DISPOSALS	2012-10-05	217	98	S/L	5 0000	43		43	
1 OVEN	2012-10-05	366	165	S/L	5 0000	73		73	
2 DISHWASHERS	2012-10-17	608	263	S/L	5 0000	122		122	
FRIDGE 2411	2012-10-17	532	231	S/L	5 0000	106		106	
FRIDGE	2012-11-02	657	285	S/L	5 0000	131		131	

Description of Property	Date Acquired	Cost or Other Basis	Prior Years' Depreciation	Computation Method	Rate / Life (# of years)	Current Year's Depreciation Expense	Net Investment Income	Adjusted Net Income	Cost of Goods Sold Not Included
REPLACE VINYL 1906	2012-03-29	933	513	S/L	5 0000	186		186	
2 DW ONE FRIDGE	2012-11-23	982	409	S/L	5 0000	196		196	
MICROWAVE & OVEN 1203	2012-11-28	604	252	S/L	5 0000	120		120	
DISHWASHER	2012-12-04	329	137	S/L	5 0000	66		66	
D/W	2012-12-24	329	132	S/L	5 0000	65		65	
M/R VINYL INSTALL 402	2012-03-15	212	120	S/L	5 0000	42		42	
2012 CARPET REPLACEMENTS	2012-07-01	30,636	15,318	S/L	5 0000	6,127		6,127	
M/R VINYL INSTALL 2409	2012-04-30	635	339	S/L	5 0000	126		126	
805 VINYL REPLACEMENT	2012-06-07	408	211	S/L	5 0000	81		81	
VINYL REPLACEMENT 2305	2012-06-07	690	357	S/L	5 0000	138		138	
801 VINYL REPLACEMENT	2012-06-12	426	220	S/L	5 0000	85		85	
703 VINYL REPLACEMENT	2012-06-28	175	88	S/L	5 0000	35		35	
2511 VINYL REPLACEMENT	2012-07-19	355	172	S/L	5 0000	71		71	
804 VINYL REPLACEMENT	2012-07-23	297	144	S/L	5 0000	59		59	
103 VINYL REPLACEMENT	2012-07-31	362	175	S/L	5 0000	73		73	
CONDENSING UNITS	2012-02-16	1,785	126	S/L	40 0000	45		45	
13SEER CONDENSING UNITS (2)	2012-05-21	1,362	88	S/L	40 0000	34		34	
DURO 2 0T DRY22 CORD	2012-05-30	589	38	S/L	40 0000	15		15	
TWO 2 0 CONDENSING UNITS	2012-06-15	1,181	76	S/L	40 0000	30		30	
1002 2 0 CONDENSOR REPLACEMENT	2012-06-29	551	34	S/L	40 0000	14		14	

Description of Property	Date Acquired	Cost or Other Basis	Prior Years' Depreciation	Computation Method	Rate / Life (# of years)	Current Year's Depreciation Expense	Net Investment Income	Adjusted Net Income	Cost of Goods Sold Not Included
NEW GAS FURNACE	2012-09-19	608	34	S/L	40 0000	15		15	
COIL/MOTOR/FURNACE	2012-10-29	992	54	S/L	40 0000	25		25	
FURNANCE AND COILS	2012-11-27	672	35	S/L	40 0000	17		17	
1 REFRIDGERATOR	2012-02-25	511	290	S/L	5 0000	102		102	
BALLASTS & STARTERS	2012-01-31	373	27	S/L	40 0000	10		10	
2409 REPLACE ELECTRICAL PANEL	2012-06-30	548	34	S/L	40 0000	14		14	
HYDRO/CONTROL/GAUGES FOR AC EXHAUST FAN	2012-01-31	795	58	S/L	40 0000	20		20	
REGFRIGERATOR INV 9114097731	2012-04-30	511	273	S/L	5 0000	102		102	
MICROWAVE 9114201192	2012-04-30	186	99	S/L	5 0000	38		38	
VINYL INSTALL 907 & 3401	2012-04-30	1,731	923	S/L	5 0000	346		346	
PLAYGROUND SCRAPING/CLEANING	2012-04-30	1,195	159	S/L	20 0000	60		60	
CEILING FAN	2012-10-25	377	20	S/L	40 0000	10		10	
BANNER	2011-11-22	319	137	S/L	7 0000	45		45	
COMPUTER (CDW)	2013-02-01	1,386	531	S/L	5 0000	277		277	
RE-TILE POOL & NEW SAND FILTER	2013-03-05	20,998	1,925	S/L	20 0000	1,050		1,050	
NEW CONCRETE SIDEWALK	2013-06-17	780	59	S/L	20 0000	39		39	
NEW CONCRETE BUMPER STOPS	2013-07-26	541	38	S/L	20 0000	27		27	
NEW SIDEWALKS	2013-08-15	16,120	1,142	S/L	20 0000	806		806	
NEW CONCRETE TRACK AT GATE	2013-09-18	750	47	S/L	20 0000	37		37	
LANDSCAPE - POOL AREA	2013-08-27	2,150	143	S/L	20 0000	108		108	

Description of Property	Date Acquired	Cost or Other Basis	Prior Years' Depreciation	Computation Method	Rate / Life (# of years)	Current Year's Depreciation Expense	Net Investment Income	Adjusted Net Income	Cost of Goods Sold Not Included
LANDSCAPE - MODEL	2013-10-10	1,242	78	S/L	20 0000	62		62	
STEEL DOOR TO PUMP ROOM	2013-03-27	725	32	S/L	40 0000	18		18	
REPLACED BALCONY 3302	2013-12-10	3,120	85	S/L	40 0000	78		78	
ELEC METER BLDG 30	2013-03-26	684	30	S/L	40 0000	17		17	
ELECTRICAL PANAL BLDG 31	2013-06-21	699	26	S/L	40 0000	18		18	
WIRING/LIGHTING MAILBOX	2013-12-04	821	22	S/L	40 0000	21		21	
EXIT SIGNS INSTALLED	2013-12-06	2,369	64	S/L	40 0000	59		59	
GUTTERS	2013-12-06	2,490	67	S/L	40 0000	63		63	
HYDROLIC CLOSING GATES	2013-12-10	1,308	35	S/L	40 0000	33		33	
NEW POOL PUMP	2013-04-01	1,296	57	S/L	40 0000	32		32	
PLUMBING	2013-05-25	2,549	101	S/L	40 0000	64		64	
CONTROL CABINET IGNITOR	2013-08-09	884	31	S/L	40 0000	22		22	
NEW BOILER BY POOL	2013-08-14	17,580	623	S/L	40 0000	439		439	
NEW FURNACE CONTROL MODULE	2013-11-26	737	20	S/L	40 0000	18		18	
VINYL - MAY	2013-05-25	4,722	1,495	S/L	5 0000	945		945	
VINYL - JUNE	2013-06-11	482	153	S/L	5 0000	96		96	
VINYL - AUGUST	2013-07-25	1,165	330	S/L	5 0000	233		233	
VINYL - SEPT	2013-09-17	345	86	S/L	5 0000	69		69	
VINYL - DEC	2013-12-10	402	87	S/L	5 0000	80		80	
DISHWASHER 9119908931	2013-01-11	296	118	S/L	5 0000	59		59	

Description of Property	Date Acquired	Cost or Other Basis	Prior Years' Depreciation	Computation Method	Rate / Life (# of years)	Current Year's Depreciation Expense	Net Investment Income	Adjusted Net Income	Cost of Goods Sold Not Included
DISHWASHER AND DISPOSAL 9120020352	2013-01-17	506	194	S/L	5 0000	101		101	
MICROWAVE	2013-01-25	275	105	S/L	5 0000	55		55	
REFRIDGERATOR	2013-01-25	639	245	S/L	5 0000	128		128	
FRIDGE AND STOVE	2013-01-25	1,003	384	S/L	5 0000	201		201	
MICROWAVE	2013-01-25	164	63	S/L	5 0000	32		32	
REFRIDGERATOR 9120312746	2013-02-01	622	238	S/L	5 0000	125		125	
DISHWASHER 9120412608	2013-02-07	344	132	S/L	5 0000	69		69	
MICROWAVE	2013-02-12	290	111	S/L	5 0000	58		58	
DISHWASHER AND DISPOSAL 9120509486	2013-02-12	489	187	S/L	5 0000	98		98	
REFRIDGERATOR 9120734226	2013-02-25	359	131	S/L	5 0000	72		72	
DISPOSALS 9120896152	2013-03-05	106	39	S/L	5 0000	21		21	
REFRIDGERATOR	2013-03-25	622	218	S/L	5 0000	124		124	
DISHWASHER 9121405430	2013-04-01	395	138	S/L	5 0000	79		79	
REFRIDGERATOR 9121463547	2013-04-03	680	238	S/L	5 0000	136		136	
MICROWAVE 9121890941	2013-04-24	291	97	S/L	5 0000	58		58	
REFRIDGERATOR 9122037281	2013-05-01	680	227	S/L	5 0000	136		136	
REFRIDGERATOR AND DISHWASHER 9122144180	2013-05-07	1,082	361	S/L	5 0000	216		216	
CARPET	2013-05-07	1,031	344	S/L	5 0000	206		206	
DISHWASHER 9122464625	2013-05-22	343	109	S/L	5 0000	68		68	
(2) DISHWASHERS 9122688020	2013-06-04	665	211	S/L	5 0000	133		133	

Description of Property	Date Acquired	Cost or Other Basis	Prior Years' Depreciation	Computation Method	Rate / Life (# of years)	Current Year's Depreciation Expense	Net Investment Income	Adjusted Net Income	Cost of Goods Sold Not Included
(2) OVENS 9122831347	2013-06-10	835	265	S/L	5 0000	167		167	
MICROWAVE	2013-06-25	268	81	S/L	5 0000	53		53	
OVEN 9122938198	2013-06-14	452	143	S/L	5 0000	91		91	
OVEN 912306740	2013-06-20	418	125	S/L	5 0000	84		84	
MICROWAVE 9123105112	2013-06-21	291	87	S/L	5 0000	58		58	
(2) OVENS 9123412758	2013-07-09	1,707	512	S/L	5 0000	342		342	
REFRIDGERATOR 9123579402	2013-07-16	791	224	S/L	5 0000	158		158	
REFRIDGERATOR 9123679398	2013-07-19	799	226	S/L	5 0000	160		160	
REFRIDGERATOR 9124122299	2013-08-08	782	222	S/L	5 0000	156		156	
REFRIDGERATOR 9124202228	2013-08-13	791	224	S/L	5 0000	158		158	
OVEN 9124202226	2013-08-13	426	121	S/L	5 0000	85		85	
APPLIANCES	2013-09-25	2,796	699	S/L	5 0000	559		559	
REFRIDGERATOR 9124816301	2013-09-10	680	181	S/L	5 0000	136		136	
REFRIDGERATOR 9125094717	2013-09-24	791	198	S/L	5 0000	158		158	
DISHWASHER 91257444694	2013-10-24	327	76	S/L	5 0000	66		66	
REFRIDGERATOR	2013-12-25	791	158	S/L	5 0000	158		158	
DISHWASHER 9125543031	2013-10-15	327	82	S/L	5 0000	65		65	
REFRIDGERATOR 9125832284	2013-10-29	782	183	S/L	5 0000	156		156	
MICROWAVES	2013-11-25	716	155	S/L	5 0000	143		143	
CARPET REPLACEMENTS	2013-07-01	32,451	9,735	S/L	5 0000	6,490		6,490	

Description of Property	Date Acquired	Cost or Other Basis	Prior Years' Depreciation	Computation Method	Rate / Life (# of years)	Current Year's Depreciation Expense	Net Investment Income	Adjusted Net Income	Cost of Goods Sold Not Included
LANDSCAPE UPGRADE	2013-12-25	23,268	1,163	S/L	20 0000	1,164		1,164	
POWERMATIC - NEW KEY PAD	2013-12-25	508	13	S/L	40 0000	12		12	
PARKING LOTS	2013-12-25	3,180	159	S/L	20 0000	159		159	
D-KAM RAMP	2013-12-25	990	25	S/L	40 0000	25		25	
FRIDGE & DW	2013-04-10	344	60	S/L	10 0000	35		35	
OVEN	2013-09-19	393	49	S/L	10 0000	39		39	
MICROWAVE	2013-10-02	291	36	S/L	10 0000	29		29	
FRIDGE	2013-10-24	791	92	S/L	10 0000	79		79	
MICROWAVE	2013-10-30	291	34	S/L	10 0000	29		29	
LEGAL FEES RELATING TO MFL PROGRAM	2013-12-31	40,000							
MASTER LINKS/CHAIN GATE	2014-07-11	756	19	S/L	20 0000	38		38	
POOL RE-PLASTER	2014-07-25	10,625	221	S/L	20 0000	532		532	
BLDG25 CONCRETE LANDING	2014-03-17	950	36	S/L	20 0000	47		47	
BLDG13 STAIR TREADS	2014-08-27	2,250	38	S/L	20 0000	112		112	
NEW KITCHEN DRAWERS 2103	2014-04-22	500	8	S/L	40 0000	13		13	
FENCING AT PLAYGROUND/OFFICE	2014-07-14	1,950	24	S/L	40 0000	49		49	
25 NEW EXTERIOR LIGHTS	2014-12-19	3,413		S/L	40 0000	85		85	
21 BLDG NEW ELEC PANELS	2014-04-23	558	9	S/L	40 0000	14		14	
NEW ELEC PANEL 2105	2014-06-16	750	9	S/L	40 0000	19		19	
HD - 2 CONDENSORS	2014-05-25	1,154	17	S/L	40 0000	29		29	

Description of Property	Date Acquired	Cost or Other Basis	Prior Years' Depreciation	Computation Method	Rate / Life (# of years)	Current Year's Depreciation Expense	Net Investment Income	Adjusted Net Income	Cost of Goods Sold Not Included
CARB MONOXIDE DETECTER FOR WHOLE PROP	2014-05-13	6,020	100	S/L	40 0000	151		151	
FURNACE AND FUR DOWN	2014-01-10	1,106	28	S/L	40 0000	27		27	
2 TON CONDENSER AND BLOWER MOTOR	2014-05-28	1,214	18	S/L	40 0000	30		30	
HD 2 TON CONDENSER	2014-09-25	1,012	6	S/L	40 0000	26		26	
2 TON CONDENSER	2014-08-26	1,053	9	S/L	40 0000	26		26	
HD CONDENSER	2014-10-25	1,574	7	S/L	40 0000	39		39	
2 TON CONDENSER	2014-10-20	1,405	6	S/L	40 0000	35		35	
HD SUPPLY - FURNACE AND COILS	2014-12-25	1,652		S/L	40 0000	41		41	
INST IGNITER/CONTROL BOILER	2014-04-16	1,258	21	S/L	40 0000	31		31	
BOILER GAS IGNITER	2014-03-16	1,258	24	S/L	40 0000	31		31	
BOILER PUMP	2014-07-18	1,045	11	S/L	40 0000	26		26	
NEW ROOF'S BLDG 1-9	2014-08-18	61,580	513	S/L	40 0000	1,540		1,540	
VINYL - JAN	2014-01-14	1,310	262	S/L	5 0000	262		262	
VINYL - FEB	2014-02-25	1,011	169	S/L	5 0000	202		202	
VINYL - MAR	2014-03-11	1,198	200	S/L	5 0000	239		239	
VINYL - APR	2014-04-22	1,063	142	S/L	5 0000	212		212	
VINYL - MAY	2014-05-27	204	24	S/L	5 0000	40		40	
VINYL - JUNE	2014-06-27	910	91	S/L	5 0000	182		182	
VINYL - JULY	2014-07-29	4,093	341	S/L	5 0000	819		819	
VINYL - SEPT	2014-09-26	822	41	S/L	5 0000	164		164	

Description of Property	Date Acquired	Cost or Other Basis	Prior Years' Depreciation	Computation Method	Rate / Life (# of years)	Current Year's Depreciation Expense	Net Investment Income	Adjusted Net Income	Cost of Goods Sold Not Included
VINYL - OCT	2014-10-31	435	14	S/L	5 0000	87		87	
VINYL - NOV	2014-11-06	468	16	S/L	5 0000	93		93	
HD MICROWAVE	2014-01-25	268	49	S/L	5 0000	54		54	
MICROWAVE	2014-02-10	301	55	S/L	5 0000	61		61	
6 USED APPLIANCE SETS	2014-04-25	632	84	S/L	5 0000	127		127	
DISHWASHER/REFRIGERATOR	2014-05-25	934	109	S/L	5 0000	187		187	
15 5 CU FT REFRIGERATOR	2014-11-04	633	21	S/L	5 0000	127		127	
STOVE	2014-11-21	438	7	S/L	5 0000	88		88	
HD SUPPLY - OVEN/FRIDGE/DISHWASHER	2014-12-25	1,989		S/L	5 0000	398		398	
DISHWASHER	2014-05-29	338	39	S/L	5 0000	68		68	
2 MICROWAVES	2014-04-08	422	63	S/L	5 0000	85		85	
2 MICROWAVES	2014-04-23	390	52	S/L	5 0000	78		78	
CARPET REPLACEMENTS	2014-07-01	31,475	3,148	S/L	5 0000	6,295		6,295	
KNIGHT COPIER	2014-12-25	5,419		S/L	5 0000	1,084		1,084	
70000 BTU GAS FURNACE	2014-01-16	751	17	S/L	40 0000	19		19	
GAS FURNACE AND FLOW COIL	2014-01-31	954	22	S/L	40 0000	24		24	
40000 BTU GAS FURNACE/COILS	2014-05-28	939	14	S/L	40 0000	23		23	
2 TON FURNACE	2014-09-09	902	8	S/L	40 0000	22		22	
2 TON CONDENSER	2014-10-08	583	4	S/L	40 0000	14		14	
VINYL ADDS - JAN 2015	2015-01-01	3,289		S/L	5 0000	658		658	

Description of Property	Date Acquired	Cost or Other Basis	Prior Years' Depreciation	Computation Method	Rate / Life (# of years)	Current Year's Depreciation Expense	Net Investment Income	Adjusted Net Income	Cost of Goods Sold Not Included
VINYL ADDS - FEB 2015	2015-02-01	1,195		S/L	5 0000	219		219	
VINYL ADDS - MARCH 2015	2015-03-01	1,404		S/L	5 0000	234		234	
VINYL ADDS - APRIL 2015	2015-04-01	1,402		S/L	5 0000	210		210	
VINYL ADDS - MAY 2015	2015-05-01	908		S/L	5 0000	121		121	
VINYL ADDS - JUNE 2015	2015-06-01	2,087		S/L	5 0000	243		243	
VINYL ADDS - JULY 2015	2015-07-01	2,113		S/L	5 0000	211		211	
VINYL ADDS - SEPT 2015	2015-09-01	1,121		S/L	5 0000	75		75	
VINYL ADDS - DEC 2015	2015-12-01	689		S/L	5 0000	11		11	
CARPET ADDS - JAN 2015	2015-01-01	4,373		S/L	5 0000	875		875	
CARPET ADDS - FEB 2015	2015-02-01	839		S/L	5 0000	154		154	
CARPET ADDS - APRIL 2015	2015-04-01	4,793		S/L	5 0000	719		719	
CARPET ADDS - MAY 2015	2015-05-01	1,116		S/L	5 0000	149		149	
CARPET ADDS - JUNE 2015	2015-06-01	6,300		S/L	5 0000	735		735	
CARPET ADDS - JULY 2015	2015-07-01	1,967		S/L	5 0000	197		197	
CARPET ADDS - AUG 2015	2015-08-01	1,446		S/L	5 0000	121		121	
CARPET ADDS - SEPT 2015	2015-09-01	2,842		S/L	5 0000	189		189	
CARPET ADDS - OCT 2015	2015-10-01	4,257		S/L	5 0000	213		213	
CARPET ADDS - DEC 2015	2015-12-01	1,568		S/L	5 0000	26		26	
BLDG 26 SIDEWALK REPLACEMENT	2015-06-23	600		S/L	20 0000	15		15	
NEW DOOR AND FRAME 404	2015-02-12	775		S/L	40 0000	18		18	

Description of Property	Date Acquired	Cost or Other Basis	Prior Years' Depreciation	Computation Method	Rate / Life (# of years)	Current Year's Depreciation Expense	Net Investment Income	Adjusted Net Income	Cost of Goods Sold Not Included
LANDING SOFFIT 1301	2015-03-26	875		S/L	40 0000	16		16	
PATIO REBUILD 1601+ 1602	2015-07-17	1,304		S/L	40 0000	14		14	
ELECTRICAL PANEL 801	2015-01-28	519		S/L	40 0000	12		12	
BREAKER PANEL 702	2015-03-25	550		S/L	40 0000	10		10	
EXTERIOR PANEL & BREAKER	2015-07-20	604		S/L	40 0000	6		6	
EXTERIOR PANEL 3404	2015-01-01	550		S/L	40 0000	14		14	
2 TON COILS AND FURNACE	2015-01-07	1,253		S/L	40 0000	31		31	
CONDENSOR AND UPFLOW COILS	2015-03-10	627		S/L	40 0000	13		13	
TWO 2 TON CONDENSOR	2015-04-28	1,367		S/L	40 0000	23		23	
CONDENSOR	2015-05-25	627		S/L	40 0000	9		9	
21 5 TON CONDENSOR + FURNACE	2015-03-02	771		S/L	40 0000	16		16	
1 5 TON FURNACE & CONDENSOR	2015-04-07	1,285		S/L	40 0000	24		24	
2 AND 2 5 TON COILS	2015-04-24	698		S/L	40 0000	12		12	
2 TON CONDENSORS 1505,1502	2015-04-28	1,145		S/L	40 0000	19		19	
2 TON CONDENSOR 502	2015-04-08	684		S/L	40 0000	13		13	
2 TON CONDENSOR 2506	2015-05-22	684		S/L	40 0000	10		10	
CONDENSING UNIT 2514	2015-06-01	1,367		S/L	40 0000	20		20	
WALL AC, LAUNDRY RM 3	2015-08-07	531		S/L	40 0000	6		6	
CONDENSOR UNIT 3001	2015-08-17	684		S/L	40 0000	6		6	
FURNACE 605	2015-11-04	2,790		S/L	40 0000	12		12	

Description of Property	Date Acquired	Cost or Other Basis	Prior Years' Depreciation	Computation Method	Rate / Life (# of years)	Current Year's Depreciation Expense	Net Investment Income	Adjusted Net Income	Cost of Goods Sold Not Included
FURNACE 3604	2015-11-24	674		S/L	40 0000	1		1	
FURNACE 2405	2015-12-25	1,826		S/L	40 0000				
CIRCULATING PUMP - BOILER	2015-01-11	918		S/L	40 0000	23		23	
NEW BOILER PUMP	2015-05-01	1,979		S/L	50 0000	26		26	
ROOF REPLACEMENTS	2015-04-08	57,265		S/L	40 0000	1,074		1,074	
STAIRWAY REPLACEMENTS	2015-10-25	13,299		S/L	40 0000	55		55	
OVEN AND FRIDGE	2015-01-01	1,360		S/L	5 0000	272		272	
FRIDGE	2015-01-05	627		S/L	5 0000	125		125	
OVEN	2015-01-23	565		S/L	5 0000	104		104	
GE FRIDGE AND STOVE	2015-02-25	1,168		S/L	5 0000	195		195	
FRIDGE	2015-04-14	715		S/L	5 0000	107		107	
FRIDGE	2015-04-22	660		S/L	5 0000	88		88	
MICROWAVE AND DISHWASHER	2015-03-27	650		S/L	5 0000	98		98	
STOVE AND 2 MICROWAVES	2015-04-02	1,070		S/L	5 0000	161		161	
REFRIGERATOR 105	2015-06-15	759		S/L	5 0000	89		89	
ASPHALT REPLACEMENT	2015-12-25	39,868		S/L	5 0000				

Note: To capture the full content of this document, please select landscape mode (11" x 8.5") when printing.

TY 2015 Gain/Loss from Sale of Other Assets Schedule

Name: KELLOGG FAMILY FOUNDATION

C/O GODFREY & KAHN SC

EIN: 39-1775567

Name	Date Acquired	How Acquired	Date Sold	Purchaser Name	Gross Sales Price	Basis	Basis Method	Sales Expenses	Total (net)	Accumulated Depreciation
APPLIANCES & FLOORING	2003-12	PURCHASE	2015-12			968,875				968,875
43 CARPET REPLACEMENTS	2007-01	PURCHASE	2015-12			38,068				38,068
DRAPERIES	2007-05	PURCHASE	2015-12			642				642
115 VINYL & TILE INSTALLATIONS	2008-01	PURCHASE	2015-12			87,585				87,585
DRAPERIES, WOODEN BLINDS	2008-04	PURCHASE	2015-12			24,108				24,108
APPLIANCES - WOODBURY SQUARE APARTMENTS	2008-01	PURCHASE	2015-12			1,425				1,425
APPLIANCES - MONTECITO APARTMENTS	2008-01	PURCHASE	2015-12			35,555				35,555

TY 2015 Investments Corporate Stock Schedule**Name:** KELLOGG FAMILY FOUNDATION

C/O GODFREY & KAHN SC

EIN: 39-1775567

Name of Stock	End of Year Book Value	End of Year Fair Market Value
CORPORATE STOCK	10,175,367	10,175,367

TY 2015 Land, Etc. Schedule

Name: KELLOGG FAMILY FOUNDATION
C/O GODFREY & KAHN SC

EIN: 39-1775567

Category / Item	Cost / Other Basis	Accumulated Depreciation	Book Value	End of Year Fair Market Value
BUILDINGS & EQUIPMENT	17,103,774	5,104,194	11,999,580	11,999,580
LAND	1,989,880		1,989,880	1,989,880

TY 2015 Legal Fees Schedule

Name: KELLOGG FAMILY FOUNDATION

C/O GODFREY & KAHN SC

EIN: 39-1775567

Category	Amount	Net Investment Income	Adjusted Net Income	Disbursements for Charitable Purposes
LEGAL FEES	19,950	6,650	6,650	6,650

TY 2015 Loans from Officers Schedule**Name:** KELLOGG FAMILY FOUNDATION

C/O GODFREY & KAHN SC

EIN: 39-1775567

Item No.	1
Lender's Name	NOTE PAYABLE - WILLIAM KELLOGG
Lender's Title	DISQUALIFIED PERSON
Original Amount of Loan	4500000
Balance Due	6600000
Date of Note	2008-12
Maturity Date	
Repayment Terms	REPAYMENT UPON DEMAND
Interest Rate	
Security Provided by Borrower	NONE
Purpose of Loan	TO FUND EXEMPT PURPOSE
Description of Lender Consideration	NONE
Consideration FMV	

TY 2015 Other Assets Schedule

Name: KELLOGG FAMILY FOUNDATION
C/O GODFREY & KAHN SC
EIN: 39-1775567

Description	Beginning of Year - Book Value	End of Year - Book Value	End of Year - Fair Market Value
LOAN COSTS - NET OF AMORTIZATION	3,727	24,026	24,026

TY 2015 Other Expenses Schedule**Name:** KELLOGG FAMILY FOUNDATION

C/O GODFREY & KAHN SC

EIN: 39-1775567

Description	Revenue and Expenses per Books	Net Investment Income	Adjusted Net Income	Disbursements for Charitable Purposes
EXPENSES				
ADVERTISING & PROMOTION	39,051		39,051	
INSURANCE PREMIUMS	53,917		53,917	
MAINTENANCE	311,279		311,279	
MANAGEMENT FEES	69,005		69,005	
OFFICE EXPENSES	41,451		41,451	
SECURITY EXPENSES	4,246		4,246	
UTILITIES	77,272		77,272	

TY 2015 Other Income Schedule

Name: KELLOGG FAMILY FOUNDATION

C/O GODFREY & KAHN SC

EIN: 39-1775567

Description	Revenue And Expenses Per Books	Net Investment Income	Adjusted Net Income
RENTAL REVENUE - KFF LLC	1,918,915		
OTHER REVENUE - KFF LLC	74,190		

TY 2015 Other Liabilities Schedule**Name:** KELLOGG FAMILY FOUNDATION

C/O GODFREY & KAHN SC

EIN: 39-1775567

Description	Beginning of Year - Book Value	End of Year - Book Value
BEXAR COUNTY HOUSING FINANCE CORP	5,475,978	5,402,509
UNEARNED REVENUE	8,105	4,734
SECURITY DEPOSIT LIABILITY	35,272	52,922
UNCLAIMED PROPERTY LIABILITY	1,773	1,930

TY 2015 Other Professional Fees Schedule

Name: KELLOGG FAMILY FOUNDATION
C/O GODFREY & KAHN SC
EIN: 39-1775567

Category	Amount	Net Investment Income	Adjusted Net Income	Disbursements for Charitable Purposes
INVESTMENT MANAGEMENT FEES	34,917	34,917		

TY 2015 Taxes Schedule

Name: KELLOGG FAMILY FOUNDATION
C/O GODFREY & KAHN SC
EIN: 39-1775567

Category	Amount	Net Investment Income	Adjusted Net Income	Disbursements for Charitable Purposes
REAL ESTATE TAXES	208,945		208,945	
TAXES	20,557			