



See a Social Security Number? Say Something!
Report Privacy Problems to <https://public.resource.org/privacy>
Or call the IRS Identity Theft Hotline at 1-800-908-4490




Return of Private Foundation
or Section 4947(a)(1) Trust Treated as Private Foundation
▶ Do not enter social security numbers on this form as it may be made public.
▶ Information about Form 990-PF and its separate instructions is at www.irs.gov/form990pf

For calendar year 2015 or tax year beginning , 2015, and ending , 20

Name of foundation A G BISHOP CHARITABLE TRUST R68349001		A Employer identification number 38-6040693						
Number and street (or P.O. box number if mail is not delivered to street address)	Room/suite	B Telephone number (see instructions) 866-888-5157						
City or town, state or province, country, and ZIP or foreign postal code CHICAGO, IL 60603								
G Check all that apply: <table border="0" style="width:100%;"> <tr> <td><input type="checkbox"/> Initial return</td> <td><input type="checkbox"/> Initial return of a former public charity</td> </tr> <tr> <td><input type="checkbox"/> Final return</td> <td><input type="checkbox"/> Amended return</td> </tr> <tr> <td><input type="checkbox"/> Address change</td> <td><input type="checkbox"/> Name change</td> </tr> </table>		<input type="checkbox"/> Initial return	<input type="checkbox"/> Initial return of a former public charity	<input type="checkbox"/> Final return	<input type="checkbox"/> Amended return	<input type="checkbox"/> Address change	<input type="checkbox"/> Name change	C If exemption application is pending, check here. <input type="checkbox"/> D 1 Foreign organizations, check here. <input type="checkbox"/> 2 Foreign organizations meeting the 85% test, check here and attach computation. <input type="checkbox"/> E If private foundation status was terminated under section 507(b)(1)(A), check here. <input type="checkbox"/> F If the foundation is in a 60-month termination under section 507(b)(1)(B), check here. <input type="checkbox"/>
<input type="checkbox"/> Initial return	<input type="checkbox"/> Initial return of a former public charity							
<input type="checkbox"/> Final return	<input type="checkbox"/> Amended return							
<input type="checkbox"/> Address change	<input type="checkbox"/> Name change							
H Check type of organization: <input type="checkbox"/> Section 501(c)(3) exempt private foundation <input checked="" type="checkbox"/> Section 4947(a)(1) nonexempt charitable trust <input type="checkbox"/> Other taxable private foundation								
I Fair market value of all assets at end of year (from Part II, col. (c), line 16) ▶ \$ 10,796,904.		J Accounting method: <input checked="" type="checkbox"/> Cash <input type="checkbox"/> Accrual <input type="checkbox"/> Other (specify) _____ (Part I, column (d) must be on cash basis.)						

Part I Analysis of Revenue and Expenses (The total of amounts in columns (b), (c), and (d) may not necessarily equal the amounts in column (a) (see instructions).)		(a) Revenue and expenses per books	(b) Net investment income	(c) Adjusted net income	(d) Disbursements for charitable purposes (cash basis only)
Revenue	1 Contributions, gifts, grants, etc., received (attach schedule)				
	2 Check <input checked="" type="checkbox"/> if the foundation is not required to attach Sch. B.				
	3 Interest on savings and temporary cash investments				
	4 Dividends and interest from securities	199,150.	198,526.		
	5a Gross rents				
	b Net rental income or (loss)				
	6a Net gain or (loss) from sale of assets not on line 10	2,774.			
	b Gross sales price for all assets on line 6a 5,244,240.				
	7 Capital gain net income (from Part IV, line 2)				
	8 Net short-term capital gain				
	9 Income modifications				
	10a Gross sales less returns and allowances				
b Less Cost of goods sold					
c Gross profit or (loss) (attach schedule)					
11 Other income (attach schedule)	-2,918.	90.		STMT 1	
12 Total. Add lines 1 through 11	199,006.	201,390.			
Operating and Administrative Expenses	13 Compensation of officers, directors, trustees, etc.	87,778.	52,667.		35,111.
	14 Other employee salaries and wages		NONE	NONE	
	15 Pension plans, employee benefits		NONE	NONE	
	16a Legal fees (attach schedule)				
	b Accounting fees (attach schedule)				
	c Other professional fees (attach schedule)				
	17 Interest				
	18 Taxes (attach schedule) (see instructions) STMT 2	12,586.	2,986.		
	19 Depreciation (attach schedule) and depletion				
	20 Occupancy				
	21 Travel, conferences, and meetings		NONE	NONE	
	22 Printing and publications		NONE	NONE	
	23 Other expenses (attach schedule)				
	24 Total operating and administrative expenses. Add lines 13 through 23.	100,364.	55,653.	NONE	35,111.
	25 Contributions, gifts, grants paid	525,901.			525,901.
	26 Total expenses and disbursements. Add lines 24 and 25	626,265.	55,653.	NONE	561,012.
	27 Subtract line 26 from line 12				
	a Excess of revenue over expenses and disbursements	-427,259.			
b Net investment income (if negative, enter -0-)		145,737.			
c Adjusted net income (if negative, enter -0-)					



ENVELOPE
POSTMARK DATE MAY 09 2016

SCANNED MAY 16 2016

Part II Balance Sheets		Attached schedules and amounts in the description column should be for end-of-year amounts only (See instructions.)		Beginning of year	End of year	
				(a) Book Value	(b) Book Value	(c) Fair Market Value
Assets	1	Cash - non-interest-bearing		40,741.	75,597.	75,597.
	2	Savings and temporary cash investments		728,187.	366,192.	366,192.
	3	Accounts receivable ▶				
		Less allowance for doubtful accounts ▶				
	4	Pledges receivable ▶				
		Less allowance for doubtful accounts ▶				
	5	Grants receivable				
	6	Receivables due from officers, directors, trustees, and other disqualified persons (attach schedule) (see instructions)				
	7	Other notes and loans receivable (attach schedule) ▶				
		Less allowance for doubtful accounts ▶	NONE			
	8	Inventories for sale or use				
	9	Prepaid expenses and deferred charges				
	10a	Investments - U.S. and state government obligations (attach schedule)				
	b	Investments - corporate stock (attach schedule)		7,131,279.	7,138,315.	8,639,740.
	c	Investments - corporate bonds (attach schedule)		552,243.	894,220.	876,281.
	Liabilities	11	Investments - land, buildings, and equipment basis ▶			
		Less accumulated depreciation (attach schedule) ▶				
12		Investments - mortgage loans				
13		Investments - other (attach schedule)		1,278,680.	857,144.	839,094.
14		Land, buildings, and equipment basis ▶				
		Less accumulated depreciation (attach schedule) ▶				
15		Other assets (describe ▶)				
16		Total assets (to be completed by all filers - see the instructions. Also, see page 1, item I)		9,731,130.	9,331,468.	10,796,904.
17		Accounts payable and accrued expenses				
18		Grants payable				
Net Assets or Fund Balances	19	Deferred revenue				
	20	Loans from officers, directors, trustees, and other disqualified persons				
	21	Mortgages and other notes payable (attach schedule)				
	22	Other liabilities (describe ▶)				
	23	Total liabilities (add lines 17 through 22)			NONE	
Net Assets or Fund Balances	Foundations that follow SFAS 117, check here ▶ <input type="checkbox"/>					
	and complete lines 24 through 26 and lines 30 and 31.					
	24	Unrestricted				
	25	Temporarily restricted				
	26	Permanently restricted				
	Foundations that do not follow SFAS 117, check here ▶ <input checked="" type="checkbox"/>					
	27	Capital stock, trust principal, or current funds		9,731,130.	9,331,468.	
	28	Paid-in or capital surplus, or land, bldg, and equipment fund				
29	Retained earnings, accumulated income, endowment, or other funds					
30	Total net assets or fund balances (see instructions)		9,731,130.	9,331,468.		
31	Total liabilities and net assets/fund balances (see instructions)		9,731,130.	9,331,468.		

Part III Analysis of Changes in Net Assets or Fund Balances

1	Total net assets or fund balances at beginning of year - Part II, column (a), line 30 (must agree with end-of-year figure reported on prior year's return)	1	9,731,130.
2	Enter amount from Part I, line 27a	2	-427,259.
3	Other increases not included in line 2 (itemize) ▶ <u>COST BASIS ADJUSTMENT</u>	3	27,597.
4	Add lines 1, 2, and 3	4	9,331,468.
5	Decreases not included in line 2 (itemize) ▶	5	
6	Total net assets or fund balances at end of year (line 4 minus line 5) - Part II, column (b), line 30	6	9,331,468.

Form 990-PF (2015)

Part IV Capital Gains and Losses for Tax on Investment Income

(a) List and describe the kind(s) of property sold (e.g., real estate, 2-story brick warehouse; or common stock, 200 shs. MLC Co.)			(b) How acquired P - Purchase D - Donation	(c) Date acquired (mo., day, yr.)	(d) Date sold (mo., day, yr.)
1a PUBLICLY TRADED SECURITIES					
b					
c					
d					
e					
(e) Gross sales price	(f) Depreciation allowed (or allowable)	(g) Cost or other basis plus expense of sale	(h) Gain or (loss) (e) plus (f) minus (g)		
a 5,244,240.		5,241,466.	2,774.		
b					
c					
d					
e					
Complete only for assets showing gain in column (h) and owned by the foundation on 12/31/69					
(i) F.M.V. as of 12/31/69	(j) Adjusted basis as of 12/31/69	(k) Excess of col. (i) over col. (j), if any	(l) Gains (Col. (h) gain minus col. (k), but not less than -0-) or Losses (from col. (h))		
a			2,774.		
b					
c					
d					
e					
2 Capital gain net income or (net capital loss) { If gain, also enter in Part I, line 7 If (loss), enter -0- in Part I, line 7 }			2	2,774.	
3 Net short-term capital gain or (loss) as defined in sections 1222(5) and (6) If gain, also enter in Part I, line 8, column (c) (see instructions). If (loss), enter -0- in Part I, line 8 }			3		

Part V Qualification Under Section 4940(e) for Reduced Tax on Net Investment Income

(For optional use by domestic private foundations subject to the section 4940(a) tax on net investment income.)

If section 4940(d)(2) applies, leave this part blank.

Was the foundation liable for the section 4942 tax on the distributable amount of any year in the base period? ☐ Yes ☒ No

If "Yes," the foundation does not qualify under section 4940(e). Do not complete this part.

(a) Base period years Calendar year (or tax year beginning in)	(b) Adjusted qualifying distributions	(c) Net value of noncharitable-use assets	(d) Distribution ratio (col. (b) divided by col. (c))
2014	564,298.	11,573,218.	0.048759
2013	308,378.	10,797,179.	0.028561
2012	567,330.	9,509,912.	0.059657
2011	616,399.	10,333,240.	0.059652
2010	438,230.	10,113,633.	0.043331
2 Total of line 1, column (d)			2 0.239960
3 Average distribution ratio for the 5-year base period - divide the total on line 2 by 5, or by the number of years the foundation has been in existence if less than 5 years			3 0.047992
4 Enter the net value of noncharitable-use assets for 2015 from Part X, line 5			4 11,533,024.
5 Multiply line 4 by line 3			5 553,493.
6 Enter 1% of net investment income (1% of Part I, line 27b)			6 1,457.
7 Add lines 5 and 6			7 554,950.
8 Enter qualifying distributions from Part XII, line 4 If line 8 is equal to or greater than line 7, check the box in Part VI, line 1b, and complete that part using a 1% tax rate. See the Part VI instructions.			8 561,012.

Part VI Excise Tax Based on Investment Income (Section 4940(a), 4940(b), 4940(e), or 4948 - see instructions)

1a Exempt operating foundations described in section 4940(d)(2), check here <input type="checkbox"/> and enter "N/A" on line 1 Date of ruling or determination letter _____ (attach copy of letter if necessary - see instructions)	1	1,457.
b Domestic foundations that meet the section 4940(e) requirements in Part V, check here <input checked="" type="checkbox"/> and enter 1% of Part I, line 27b		
c All other domestic foundations enter 2% of line 27b. Exempt foreign organizations enter 4% of Part I, line 12, col. (b).		
2 Tax under section 511 (domestic section 4947(a)(1) trusts and taxable foundations only. Others enter -0-)	2	
3 Add lines 1 and 2	3	1,457.
4 Subtitle A (income) tax (domestic section 4947(a)(1) trusts and taxable foundations only. Others enter -0-)	4	NONE
5 Tax based on investment income. Subtract line 4 from line 3. If zero or less, enter -0-	5	1,457.
6 Credits/Payments.		
a 2015 estimated tax payments and 2014 overpayment credited to 2015	6a	13,509.
b Exempt foreign organizations - tax withheld at source	6b	NONE
c Tax paid with application for extension of time to file (Form 8868)	6c	NONE
d Backup withholding erroneously withheld	6d	
7 Total credits and payments. Add lines 6a through 6d	7	13,509.
8 Enter any penalty for underpayment of estimated tax. Check here <input type="checkbox"/> if Form 2220 is attached	8	
9 Tax due. If the total of lines 5 and 8 is more than line 7, enter amount owed	9	
10 Overpayment. If line 7 is more than the total of lines 5 and 8, enter the amount overpaid	10	12,052.
11 Enter the amount of line 10 to be. Credited to 2016 estimated tax <input checked="" type="checkbox"/> 2,000. Refunded <input checked="" type="checkbox"/>	11	10,052.

Part VII-A Statements Regarding Activities

	Yes	No
1a During the tax year, did the foundation attempt to influence any national, state, or local legislation or did it participate or intervene in any political campaign?		X
b Did it spend more than \$100 during the year (either directly or indirectly) for political purposes (see Instructions for the definition)? If the answer is "Yes" to 1a or 1b , attach a detailed description of the activities and copies of any materials published or distributed by the foundation in connection with the activities.		X
c Did the foundation file Form 1120-POL for this year?		X
d Enter the amount (if any) of tax on political expenditures (section 4955) imposed during the year. (1) On the foundation <input checked="" type="checkbox"/> \$ _____ (2) On foundation managers <input checked="" type="checkbox"/> \$ _____		
e Enter the reimbursement (if any) paid by the foundation during the year for political expenditure tax imposed on foundation managers. <input checked="" type="checkbox"/> \$ _____		
2 Has the foundation engaged in any activities that have not previously been reported to the IRS? If "Yes," attach a detailed description of the activities.		X
3 Has the foundation made any changes, not previously reported to the IRS, in its governing instrument, articles of incorporation, or bylaws, or other similar instruments? If "Yes," attach a conformed copy of the changes		X
4a Did the foundation have unrelated business gross income of \$1,000 or more during the year?		X
b If "Yes," has it filed a tax return on Form 990-T for this year?		
5 Was there a liquidation, termination, dissolution, or substantial contraction during the year? If "Yes," attach the statement required by General Instruction T		X
6 Are the requirements of section 508(e) (relating to sections 4941 through 4945) satisfied either • By language in the governing instrument, or • By state legislation that effectively amends the governing instrument so that no mandatory directions that conflict with the state law remain in the governing instrument?	X	
7 Did the foundation have at least \$5,000 in assets at any time during the year? If "Yes," complete Part II, col. (c), and Part XV	X	
8a Enter the states to which the foundation reports or with which it is registered (see instructions) <input checked="" type="checkbox"/> MI		
b If the answer is "Yes" to line 7, has the foundation furnished a copy of Form 990-PF to the Attorney General (or designate) of each state as required by General Instruction G? If "No," attach explanation	X	
9 Is the foundation claiming status as a private operating foundation within the meaning of section 4942(j)(3) or 4942(j)(5) for calendar year 2015 or the taxable year beginning in 2015 (see instructions for Part XIV)? If "Yes," complete Part XIV.		X
10 Did any persons become substantial contributors during the tax year? If "Yes," attach a schedule listing their names and addresses		X

Form 990-PF (2015)

Part VII-A Statements Regarding Activities (continued)

	Yes	No
11 At any time during the year, did the foundation, directly or indirectly, own a controlled entity within the meaning of section 512(b)(13)? If "Yes," attach schedule (see instructions).		X
12 Did the foundation make a distribution to a donor advised fund over which the foundation or a disqualified person had advisory privileges? If "Yes," attach statement (see instructions).		X
13 Did the foundation comply with the public inspection requirements for its annual returns and exemption application?	X	
Website address <u>N/A</u>		
14 The books are in care of <u>JP MORGAN CHASE BANK, NA</u> Telephone no. <u>(866) 888-5157</u>		
Located at <u>10 S DEARBORN, ST, MC; IL1-0117, CHICAGO, IL</u> ZIP+4 <u>60603</u>		
15 Section 4947(a)(1) nonexempt charitable trusts filing Form 990-PF in lieu of Form 1041 - Check here <u>X</u> and enter the amount of tax-exempt interest received or accrued during the year. <u>15</u>		
16 At any time during calendar year 2015, did the foundation have an interest in or a signature or other authority over a bank, securities, or other financial account in a foreign country?		X
See the instructions for exceptions and filing requirements for FinCEN Form 114. If "Yes," enter the name of the foreign country <u></u>		

Part VII-B Statements Regarding Activities for Which Form 4720 May Be Required

File Form 4720 if any item is checked in the "Yes" column, unless an exception applies.

	Yes	No
1a During the year did the foundation (either directly or indirectly)		
(1) Engage in the sale or exchange, or leasing of property with a disqualified person?	<input type="checkbox"/> Yes <input checked="" type="checkbox"/> No	
(2) Borrow money from, lend money to, or otherwise extend credit to (or accept it from) a disqualified person?	<input type="checkbox"/> Yes <input checked="" type="checkbox"/> No	
(3) Furnish goods, services, or facilities to (or accept them from) a disqualified person?	<input type="checkbox"/> Yes <input checked="" type="checkbox"/> No	
(4) Pay compensation to, or pay or reimburse the expenses of, a disqualified person?	<input checked="" type="checkbox"/> Yes <input type="checkbox"/> No	
(5) Transfer any income or assets to a disqualified person (or make any of either available for the benefit or use of a disqualified person)?	<input type="checkbox"/> Yes <input checked="" type="checkbox"/> No	
(6) Agree to pay money or property to a government official? (Exception. Check "No" if the foundation agreed to make a grant to or to employ the official for a period after termination of government service, if terminating within 90 days.)	<input type="checkbox"/> Yes <input checked="" type="checkbox"/> No	
b If any answer is "Yes" to 1a(1)-(6), did any of the acts fail to qualify under the exceptions described in Regulations section 53.4941(d)-3 or in a current notice regarding disaster assistance (see instructions)?		X
Organizations relying on a current notice regarding disaster assistance check here <u></u>		
c Did the foundation engage in a prior year in any of the acts described in 1a, other than excepted acts, that were not corrected before the first day of the tax year beginning in 2015?		X
2 Taxes on failure to distribute income (section 4942) (does not apply for years the foundation was a private operating foundation defined in section 4942(j)(3) or 4942(j)(5))		
a At the end of tax year 2015, did the foundation have any undistributed income (lines 6d and 6e, Part XIII) for tax year(s) beginning before 2015?	<input type="checkbox"/> Yes <input checked="" type="checkbox"/> No	
If "Yes," list the years <u></u>		
b Are there any years listed in 2a for which the foundation is not applying the provisions of section 4942(a)(2) (relating to incorrect valuation of assets) to the year's undistributed income? (If applying section 4942(a)(2) to all years listed, answer "No" and attach statement - see instructions.)		X
c If the provisions of section 4942(a)(2) are being applied to any of the years listed in 2a, list the years here.		
<u></u>		
3a Did the foundation hold more than a 2% direct or indirect interest in any business enterprise at any time during the year?	<input type="checkbox"/> Yes <input checked="" type="checkbox"/> No	
b If "Yes," did it have excess business holdings in 2015 as a result of (1) any purchase by the foundation or disqualified persons after May 26, 1969; (2) the lapse of the 5-year period (or longer period approved by the Commissioner under section 4943(c)(7)) to dispose of holdings acquired by gift or bequest; or (3) the lapse of the 10-, 15-, or 20-year first phase holding period? (Use Schedule C, Form 4720, to determine if the foundation had excess business holdings in 2015.)		
4a Did the foundation invest during the year any amount in a manner that would jeopardize its charitable purposes?		X
b Did the foundation make any investment in a prior year (but after December 31, 1969) that could jeopardize its charitable purpose that had not been removed from jeopardy before the first day of the tax year beginning in 2015?		X

Form 990-PF (2015)

Part VII-B Statements Regarding Activities for Which Form 4720 May Be Required (continued)**5a** During the year did the foundation pay or incur any amount to:

- (1) Carry on propaganda, or otherwise attempt to influence legislation (section 4945(e))? ☐ Yes ☒ No
- (2) Influence the outcome of any specific public election (see section 4955); or to carry on, directly or indirectly, any voter registration drive? ☐ Yes ☒ No
- (3) Provide a grant to an individual for travel, study, or other similar purposes? ☐ Yes ☒ No
- (4) Provide a grant to an organization other than a charitable, etc., organization described in section 4945(d)(4)(A)? (see instructions). ☐ Yes ☒ No
- (5) Provide for any purpose other than religious, charitable, scientific, literary, or educational purposes, or for the prevention of cruelty to children or animals? ☐ Yes ☒ No

b If any answer is "Yes" to 5a(1)-(5), did any of the transactions fail to qualify under the exceptions described in Regulations section 53.4945 or in a current notice regarding disaster assistance (see instructions)? ☐ Yes ☒ NoOrganizations relying on a current notice regarding disaster assistance check here ☐**c** If the answer is "Yes" to question 5a(4), does the foundation claim exemption from the tax because it maintained expenditure responsibility for the grant? ☐ Yes ☒ No

If "Yes," attach the statement required by Regulations section 53.4945-5(d).

6a Did the foundation, during the year, receive any funds, directly or indirectly, to pay premiums on a personal benefit contract? ☐ Yes ☒ No**b** Did the foundation, during the year, pay premiums, directly or indirectly, on a personal benefit contract? ☐ Yes ☒ No
If "Yes" to 6b, file Form 8870**7a** At any time during the tax year, was the foundation a party to a prohibited tax shelter transaction? ☐ Yes ☒ No**b** If "Yes," did the foundation receive any proceeds or have any net income attributable to the transaction? ☐ Yes ☒ No

5b

6b

7b

Part VIII Information About Officers, Directors, Trustees, Foundation Managers, Highly Paid Employees, and Contractors**1** List all officers, directors, trustees, foundation managers and their compensation (see instructions).

(a) Name and address	(b) Title, and average hours per week devoted to position	(c) Compensation (If not paid, enter -0-)	(d) Contributions to employee benefit plans and deferred compensation	(e) Expense account, other allowances
JP MORGAN CHASE BANK, N.A. 10 S DEARBORN, ST ; MC; IL1-0117, CHICAGO, IL 60603	TRUSTEE 2	87,778.	-0-	-0-

2 Compensation of five highest-paid employees (other than those included on line 1 - see instructions). If none, enter "NONE."

(a) Name and address of each employee paid more than \$50,000	(b) Title, and average hours per week devoted to position	(c) Compensation	(d) Contributions to employee benefit plans and deferred compensation	(e) Expense account, other allowances
NONE		NONE	NONE	NONE

Total number of other employees paid over \$50,000 ☐ **NONE**

Form 990-PF (2015)

Part VIII Information About Officers, Directors, Trustees, Foundation Managers, Highly Paid Employees, and Contractors (continued)**3 Five highest-paid independent contractors for professional services** (see instructions). If none, enter "NONE."

(a) Name and address of each person paid more than \$50,000	(b) Type of service	(c) Compensation
NONE		NONE
Total number of others receiving over \$50,000 for professional services		NONE

Part IX-A Summary of Direct Charitable Activities

List the foundation's four largest direct charitable activities during the tax year. Include relevant statistical information such as the number of organizations and other beneficiaries served, conferences convened, research papers produced, etc.	Expenses
1 NONE	
2	
3	
4	

Part IX-B Summary of Program-Related Investments (see instructions)

Describe the two largest program-related investments made by the foundation during the tax year on lines 1 and 2.	Amount
1 NONE	
2	
All other program-related investments See instructions	
3 NONE	
Total. Add lines 1 through 3	

Form **990-PF** (2015)

Part X Minimum Investment Return (All domestic foundations must complete this part. Foreign foundations, see instructions.)

1	Fair market value of assets not used (or held for use) directly in carrying out charitable, etc., purposes:		
a	Average monthly fair market value of securities	1a	11,592,653.
b	Average of monthly cash balances	1b	116,001.
c	Fair market value of all other assets (see instructions).	1c	NONE
d	Total (add lines 1a, b, and c)	1d	11,708,654.
e	Reduction claimed for blockage or other factors reported on lines 1a and 1c (attach detailed explanation) 1e		
2	Acquisition indebtedness applicable to line 1 assets	2	NONE
3	Subtract line 2 from line 1d	3	11,708,654.
4	Cash deemed held for charitable activities. Enter 1 1/2% of line 3 (for greater amount, see instructions).	4	175,630.
5	Net value of noncharitable-use assets. Subtract line 4 from line 3. Enter here and on Part V, line 4	5	11,533,024.
6	Minimum investment return. Enter 5% of line 5	6	576,651.

Part XI Distributable Amount (see instructions) (Section 4942(j)(3) and (j)(5) private operating foundations and certain foreign organizations check here ☐ and do not complete this part.)

1	Minimum investment return from Part X, line 6	1	576,651.
2a	Tax on investment income for 2015 from Part VI, line 5 2a		1,457.
b	Income tax for 2015. (This does not include the tax from Part VI.) 2b		
c	Add lines 2a and 2b	2c	1,457.
3	Distributable amount before adjustments. Subtract line 2c from line 1	3	575,194.
4	Recoveries of amounts treated as qualifying distributions	4	NONE
5	Add lines 3 and 4.	5	575,194.
6	Deduction from distributable amount (see instructions).	6	NONE
7	Distributable amount as adjusted. Subtract line 6 from line 5. Enter here and on Part XIII, line 1	7	575,194.

Part XII Qualifying Distributions (see instructions)

1	Amounts paid (including administrative expenses) to accomplish charitable, etc., purposes:		
a	Expenses, contributions, gifts, etc. - total from Part I, column (d), line 26	1a	561,012.
b	Program-related investments - total from Part IX-B	1b	
2	Amounts paid to acquire assets used (or held for use) directly in carrying out charitable, etc., purposes	2	NONE
3	Amounts set aside for specific charitable projects that satisfy the:		
a	Suitability test (prior IRS approval required)	3a	NONE
b	Cash distribution test (attach the required schedule)	3b	NONE
4	Qualifying distributions. Add lines 1a through 3b. Enter here and on Part V, line 8, and Part XIII, line 4	4	561,012.
5	Foundations that qualify under section 4940(e) for the reduced rate of tax on net investment income. Enter 1% of Part I, line 27b (see instructions)	5	1,457.
6	Adjusted qualifying distributions. Subtract line 5 from line 4	6	559,555.

Note. The amount on line 6 will be used in Part V, column (b), in subsequent years when calculating whether the foundation qualifies for the section 4940(e) reduction of tax in those years.

Part XIII Undistributed Income (see instructions)

	(a) Corpus	(b) Years prior to 2014	(c) 2014	(d) 2015
1 Distributable amount for 2015 from Part XI, line 7				575,194.
2 Undistributed income, if any, as of the end of 2015				
a Enter amount for 2014 only.			525,902.	
b Total for prior years 20 <u>13</u> , 20 <u> </u> , 20 <u> </u>		NONE		
3 Excess distributions carryover, if any, to 2015:				
a From 2010	NONE			
b From 2011	NONE			
c From 2012	NONE			
d From 2013	NONE			
e From 2014	NONE			
f Total of lines 3a through e	NONE			
4 Qualifying distributions for 2015 from Part XII, line 4 ▶ \$ <u>561,012.</u>				
a Applied to 2014, but not more than line 2a			525,902.	
b Applied to undistributed income of prior years (Election required - see instructions)		NONE		
c Treated as distributions out of corpus (Election required - see instructions)	NONE			
d Applied to 2015 distributable amount.				35,110.
e Remaining amount distributed out of corpus.	NONE			
5 Excess distributions carryover applied to 2015. (If an amount appears in column (d), the same amount must be shown in column (a).)	NONE			NONE
6 Enter the net total of each column as indicated below:				
a Corpus. Add lines 3f, 4c, and 4e. Subtract line 5	NONE			
b Prior years' undistributed income. Subtract line 4b from line 2b.		NONE		
c Enter the amount of prior years' undistributed income for which a notice of deficiency has been issued, or on which the section 4942(a) tax has been previously assessed		NONE		
d Subtract line 6c from line 6b. Taxable amount - see instructions		NONE		
e Undistributed income for 2014. Subtract line 4a from line 2a. Taxable amount - see instructions				
f Undistributed income for 2015. Subtract lines 4d and 5 from line 1. This amount must be distributed in 2016.				540,084.
7 Amounts treated as distributions out of corpus to satisfy requirements imposed by section 170(b)(1)(F) or 4942(g)(3) (Election may be required - see instructions)	NONE			
8 Excess distributions carryover from 2010 not applied on line 5 or line 7 (see instructions)	NONE			
9 Excess distributions carryover to 2016. Subtract lines 7 and 8 from line 6a	NONE			
10 Analysis of line 9				
a Excess from 2011	NONE			
b Excess from 2012	NONE			
c Excess from 2013	NONE			
d Excess from 2014	NONE			
e Excess from 2015	NONE			

Part XIV Private Operating Foundations (see instructions and Part VII-A, question 9)

NOT APPLICABLE

1a If the foundation has received a ruling or determination letter that it is a private operating foundation, and the ruling is effective for 2015, enter the date of the ruling ▶

b Check box to indicate whether the foundation is a private operating foundation described in section 4942(j)(3) or 4942(j)(5)

	Tax year	Prior 3 years			(e) Total
	(a) 2015	(b) 2014	(c) 2013	(d) 2012	
2a Enter the lesser of the adjusted net income from Part I or the minimum investment return from Part X for each year listed					
b 85% of line 2a					
c Qualifying distributions from Part XII, line 4 for each year listed					
d Amounts included in line 2c not used directly for active conduct of exempt activities					
e Qualifying distributions made directly for active conduct of exempt activities. Subtract line 2d from line 2c					
3 Complete 3a, b, or c for the alternative test relied upon					
a "Assets" alternative test - enter					
(1) Value of all assets					
(2) Value of assets qualifying under section 4942(j)(3)(B)(i)					
b "Endowment" alternative test - enter 2/3 of minimum investment return shown in Part X, line 6 for each year listed					
c "Support" alternative test - enter					
(1) Total support other than gross investment income (interest, dividends, rents, payments on securities loans (section 512(a)(5)), or royalties)					
(2) Support from general public and 5 or more exempt organizations as provided in section 4942(j)(3)(B)(iii)					
(3) Largest amount of support from an exempt organization					
(4) Gross investment income					

Part XV Supplementary Information (Complete this part only if the foundation had \$5,000 or more in assets at any time during the year - see instructions.)**1 Information Regarding Foundation Managers:**

a List any managers of the foundation who have contributed more than 2% of the total contributions received by the foundation before the close of any tax year (but only if they have contributed more than \$5,000). (See section 507(d)(2).)

N/A

b List any managers of the foundation who own 10% or more of the stock of a corporation (or an equally large portion of the ownership of a partnership or other entity) of which the foundation has a 10% or greater interest.

N/A

2 Information Regarding Contribution, Grant, Gift, Loan, Scholarship, etc., Programs:

Check here ☐ if the foundation only makes contributions to preselected charitable organizations and does not accept unsolicited requests for funds. If the foundation makes gifts, grants, etc. (see instructions) to individuals or organizations under other conditions, complete items 2a, b, c, and d.

a The name, address, and telephone number or e-mail address of the person to whom applications should be addressed:

SEE STATEMENT 3

b The form in which applications should be submitted and information and materials they should include:

SEE ATTACHED STATEMENT FOR LINE 2

c Any submission deadlines:

SEE ATTACHED STATEMENT FOR LINE 2

d Any restrictions or limitations on awards, such as by geographical areas, charitable fields, kinds of institutions, or other factors.

SEE ATTACHED STATEMENT FOR LINE 2

Part XV **Supplementary Information** (continued)**3 Grants and Contributions Paid During the Year or Approved for Future Payment**

Recipient	If recipient is an individual, show any relationship to any foundation manager or substantial contributor	Foundation status of recipient	Purpose of grant or contribution	Amount
Name and address (home or business)				
a <i>Paid during the year</i>				
SEE STATEMENT 13				525,901.
Total			▶ 3a	525,901.
b <i>Approved for future payment</i>				
Total			▶ 3b	

Part XVI-A Analysis of Income-Producing Activities

Enter gross amounts unless otherwise indicated.

Enter gross amounts unless otherwise indicated.		Unrelated business income		Excluded by section 512, 513, or 514		(e) Related or exempt function income (See instructions.)
	(a) Business code	(b) Amount	(c) Exclusion code	(d) Amount		
1 Program service revenue:						
a _____						
b _____						
c _____						
d _____						
e _____						
f _____						
g Fees and contracts from government agencies						
2 Membership dues and assessments						
3 Interest on savings and temporary cash investments .						
4 Dividends and interest from securities			14	199,150.		
5 Net rental income or (loss) from real estate						
a Debt-financed property						
b Not debt-financed property						
6 Net rental income or (loss) from personal property .						
7 Other investment income						
8 Gain or (loss) from sales of assets other than inventory			18	2,774.		
9 Net income or (loss) from special events . . .						
10 Gross profit or (loss) from sales of inventory . .						
11 Other revenue a _____						
b <u>OTHER INCOME</u> _____			14	90.		
c <u>DEFERRED INCOME</u> _____			14	-3,008.		
d _____						
e _____						
12 Subtotal. Add columns (b), (d), and (e)				199,006.		
13 Total. Add line 12, columns (b), (d), and (e)					13	199,006.

(See worksheet in line 13 instructions to verify calculations)

Part XVI-B Relationship of Activities to the Accomplishment of Exempt Purposes

[illegible]

A G BISHOP CHARITABLE TRUST R68349001

38-6040693

FORM 990PF, PART I - OTHER INCOME
=====

DESCRIPTION -----	REVENUE AND EXPENSES PER BOOKS -----	NET INVESTMENT INCOME -----
OTHER INCOME	90.	90.
DEFERRED INCOME	-3,008.	
	-----	-----
TOTALS	-2,918.	90.
	=====	=====

A G BISHOP CHARITABLE TRUST R68349001

38-6040693

FORM 990PF, PART I - TAXES
=====

DESCRIPTION -----	REVENUE AND EXPENSES PER BOOKS -----	NET INVESTMENT INCOME -----
FOREIGN TAXES	106.	106.
FEDERAL TAX PAYMENT - PRIOR YE	700.	
FEDERAL ESTIMATES - INCOME	8,900.	
FOREIGN TAXES ON QUALIFIED FOR	2,590.	2,590.
FOREIGN TAXES ON NONQUALIFIED	290.	290.
	-----	-----
TOTALS	12,586.	2,986.
	=====	=====

A G BISHOP CHARITABLE TRUST R68349001
FORM 990PF, PART XV - LINES 2a - 2d
=====

38-6040693

RECIPIENT NAME:
JOMORGAN CHASE BANK, NA
ADDRESS:
1116 W LONG LAKE FL 2
BLOOMFIELD HILLS, MI 48302
RECIPIENT'S PHONE NUMBER: 248-645-7308
FORM, INFORMATION AND MATERIALS:
IN WRITTEN FORM
SUBMISSION DEADLINES:
NONE
RESTRICTIONS OR LIMITATIONS ON AWARDS:
QUALIFIED TAX-EXEMPT ORGANIZATIONS

STATEMENT 3

=====

RECIPIENT NAME:

POWER CATHOLIC HIGH SCHOOL

ADDRESS:

1505 WEST COURT STREET

Flint, MI 48503

RELATIONSHIP:

NONE

PURPOSE OF GRANT:

GENERAL

FOUNDATION STATUS OF RECIPIENT:

PC

AMOUNT OF GRANT PAID 10,000.

RECIPIENT NAME:

GREATER FLINT AREA BASEBALL

SOFTBALL ASSOCIATION

ADDRESS:

12011 TORREY ROAD

FENTON, MI 48430

RELATIONSHIP:

NONE

PURPOSE OF GRANT:

GENERAL

FOUNDATION STATUS OF RECIPIENT:

PC

AMOUNT OF GRANT PAID 10,000.

RECIPIENT NAME:

METRO HOUSING PARTNERSHIP, INC

ADDRESS:

503 S SAGINAW ST STE 804

FLINT, MI 48502

RELATIONSHIP:

NONE

PURPOSE OF GRANT:

GENERAL

FOUNDATION STATUS OF RECIPIENT:

PC

AMOUNT OF GRANT PAID 10,000.

RECIPIENT NAME:
UNITED WAY OF GENESEE COUNTY
CHARITABLE CONTRIBUTION
ADDRESS:
PO BOX 949
FLINT, MI 48501
RELATIONSHIP:
NONE
PURPOSE OF GRANT:
GENERAL
FOUNDATION STATUS OF RECIPIENT:
PC
AMOUNT OF GRANT PAID 50,000.

RECIPIENT NAME:
SHELTER OF FLINT, INC
ADDRESS:
432 N SAGINAW ST STE 902
FLINT, MI 48502
RELATIONSHIP:
NONE
PURPOSE OF GRANT:
GENERAL
FOUNDATION STATUS OF RECIPIENT:
PC
AMOUNT OF GRANT PAID 57,150.

RECIPIENT NAME:
GENESEE COUNTY HABITAT FOR HUMANITY
ADDRESS:
101 BURTON STREET
FLINT, MI 48503
RELATIONSHIP:
NONE
PURPOSE OF GRANT:
GENERAL
FOUNDATION STATUS OF RECIPIENT:
PC
AMOUNT OF GRANT PAID 20,000.

FORM 990PF, PART XV, LINE 3a - CONTRIBUTIONS, GIFTS, GRANTS PAID

=====

RECIPIENT NAME:

FLINT CULTURAL CENTER CORP

ADDRESS:

1310 E KEARSLEY

FLINT, MI 48503

RELATIONSHIP:

NONE

PURPOSE OF GRANT:

GENERAL

FOUNDATION STATUS OF RECIPIENT:

PC

AMOUNT OF GRANT PAID 105,825.

RECIPIENT NAME:

DOWNTOWN OUTREACH MINISTRIES

ADDRESS:

414 WEST COURT STREET

FLINT, MI 48503

RELATIONSHIP:

NONE

PURPOSE OF GRANT:

GENERAL

FOUNDATION STATUS OF RECIPIENT:

PC

AMOUNT OF GRANT PAID 5,000.

RECIPIENT NAME:

FLINT DISTRICT LIBRARY

(DBA FLINT PUBLIC LIBRARY)

ADDRESS:

1026 E KEARSLEY ST

FLINT, MI 48502

RELATIONSHIP:

NONE

PURPOSE OF GRANT:

GENERAL

FOUNDATION STATUS OF RECIPIENT:

PC

AMOUNT OF GRANT PAID 20,000.

FORM 990PF, PART XV, LINE 3a - CONTRIBUTIONS, GIFTS, GRANTS PAID

=====

RECIPIENT NAME:

SPECIAL OLYMPICS MICHIGAN, INC.

ADDRESS:

6624 TIMBER RIDGE DR

BLOOMFIELD, MI 48301

RELATIONSHIP:

NONE

PURPOSE OF GRANT:

GENERAL

FOUNDATION STATUS OF RECIPIENT:

PC

AMOUNT OF GRANT PAID 12,500.

RECIPIENT NAME:

FLINT AREA SCIENCE FAIR

ADDRESS:

PO BOX 687

FLINT, MI 48501

RELATIONSHIP:

NONE

PURPOSE OF GRANT:

GENERAL

FOUNDATION STATUS OF RECIPIENT:

PC

AMOUNT OF GRANT PAID 5,000.

RECIPIENT NAME:

BIG BROTHERS BIG SISTERS

OF GREATER FLINT

ADDRESS:

401 E SECOND STREET

FLINT, MI 48503

RELATIONSHIP:

NONE

PURPOSE OF GRANT:

GENERAL

FOUNDATION STATUS OF RECIPIENT:

PC

AMOUNT OF GRANT PAID 20,000.

RECIPIENT NAME:
PRIORITY CHILDREN
ADDRESS:
924 CEDAR STREET
FLINT, MI 48503
RELATIONSHIP:
NONE
PURPOSE OF GRANT:
GENERAL
FOUNDATION STATUS OF RECIPIENT:
PC
AMOUNT OF GRANT PAID 17,150.

RECIPIENT NAME:
CRIM FITNESS FOUNDATION
ADDRESS:
N 452 SAGINAW STE 1
FLINT, MI 48502
RELATIONSHIP:
NONE
PURPOSE OF GRANT:
GENERAL
FOUNDATION STATUS OF RECIPIENT:
PC
AMOUNT OF GRANT PAID 14,301.

RECIPIENT NAME:
YOUNG MENS CHRISTIAN ASSOCIATION
OF FLINT
ADDRESS:
411 E THIRD ST
FLINT, MI 48503
RELATIONSHIP:
NONE
PURPOSE OF GRANT:
GENERAL
FOUNDATION STATUS OF RECIPIENT:
PC
AMOUNT OF GRANT PAID 7,000.

RECIPIENT NAME:
COMMUNITY RESOLUTION CENTER
ADDRESS:
315 E COURT ST
FLINT, MI 48502
RELATIONSHIP:
NONE
PURPOSE OF GRANT:
GENERAL
FOUNDATION STATUS OF RECIPIENT:
PC
AMOUNT OF GRANT PAID 25,000.

RECIPIENT NAME:
HEART BEAT OF GREATER FLINT, INC
ADDRESS:
320 EAST 4TH STREET
FLINT, MI 48502
RELATIONSHIP:
NONE
PURPOSE OF GRANT:
GENERAL
FOUNDATION STATUS OF RECIPIENT:
PC
AMOUNT OF GRANT PAID 2,500.

RECIPIENT NAME:
FLINT INSTITUTE OF ARTS
ADDRESS:
1120 E KEARSLEY ST
FLINT, MI 48503
RELATIONSHIP:
NONE
PURPOSE OF GRANT:
GENERAL
FOUNDATION STATUS OF RECIPIENT:
PC
AMOUNT OF GRANT PAID 23,075.

RECIPIENT NAME:
HISTORIC ELMWOOD FOUNDATION
GLENWOOD CEMETERY
ADDRESS:
1200 ELMWOOD STREET
DETROIT, MI 48207
RELATIONSHIP:
NONE
PURPOSE OF GRANT:
GENERAL
FOUNDATION STATUS OF RECIPIENT:
PC
AMOUNT OF GRANT PAID 10,000.

RECIPIENT NAME:
FLINT CULTURAL CENTER CORPORATION
ADDRESS:
1310 E KEARSLEY
FLINT, MI 48503
RELATIONSHIP:
NONE
PURPOSE OF GRANT:
GENERAL
FOUNDATION STATUS OF RECIPIENT:
PC
AMOUNT OF GRANT PAID 2,000.

RECIPIENT NAME:
FLOYD J MCCREE THEATRE & FINE ARTS
ADDRESS:
5005 CLOVERLAWN
FLINT, MI 48504
RELATIONSHIP:
NONE
PURPOSE OF GRANT:
GENERAL
FOUNDATION STATUS OF RECIPIENT:
PC
AMOUNT OF GRANT PAID 10,000.

RECIPIENT NAME:
GENESEE CHAMBER FOUNDATION
ADDRESS:
519 S SAGINAW ST SUITE 200
FLINT, MI 48502
RELATIONSHIP:
NONE
PURPOSE OF GRANT:
GENERAL
FOUNDATION STATUS OF RECIPIENT:
PC
AMOUNT OF GRANT PAID 30,000.

RECIPIENT NAME:
FLINT COMMUNITY EDUCATION FUND
ADDRESS:
923 E KEARSLEY STREET
FLINT, MI 48503
RELATIONSHIP:
NONE
PURPOSE OF GRANT:
GENERAL
FOUNDATION STATUS OF RECIPIENT:
PC
AMOUNT OF GRANT PAID 14,150.

RECIPIENT NAME:
NGA INC
ADDRESS:
30 E MEADOW LAWN
BATTLE CREEK, MI 49017
RELATIONSHIP:
NONE
PURPOSE OF GRANT:
GENERAL
FOUNDATION STATUS OF RECIPIENT:
PC
AMOUNT OF GRANT PAID 7,150.

RECIPIENT NAME:
GIRL SCOUTS OF SOUTHEASTERN
MICHIGAN
ADDRESS:
3011 WEST GRAND BOULEVARD #500
DETROIT, MI 48202
RELATIONSHIP:
NONE
PURPOSE OF GRANT:
GENERAL
FOUNDATION STATUS OF RECIPIENT:
PC
AMOUNT OF GRANT PAID 10,000.

RECIPIENT NAME:
HAYSTACK MOUNTAIN SCHOOL OF CRAFTS
ADDRESS:
PO BOX 518
DEER ISLE, MI 04627
RELATIONSHIP:
NONE
PURPOSE OF GRANT:
GENERAL
FOUNDATION STATUS OF RECIPIENT:
PC
AMOUNT OF GRANT PAID 10,000.

RECIPIENT NAME:
AUTISM SUPPORT GROUP OF
GENESEE COUNTY
ADDRESS:
4476 SOUTH DORT HIGHWAY
Burton, MI 48529
RELATIONSHIP:
NONE
PURPOSE OF GRANT:
GENERAL
FOUNDATION STATUS OF RECIPIENT:
PC
AMOUNT OF GRANT PAID 2,700.

FORM 990PF, PART XV, LINE 3a - CONTRIBUTIONS, GIFTS, GRANTS PAID

RECIPIENT NAME:

GENESEE COUNTY HISTORICAL
& MUSEUM SOCIETY

ADDRESS:

6023 BROOKSTONE LANE
GRAND BLANC, MI 4849

RELATIONSHIP:

NONE

PURPOSE OF GRANT:

GENERAL

FOUNDATION STATUS OF RECIPIENT:

PC

AMOUNT OF GRANT PAID 15,400.

TOTAL GRANTS PAID:

525,901.

=====



BISHOP, A C CO-TUW ACC'T. R68349001
For the Period 1/1/15 to 12/31/15

Account Summary

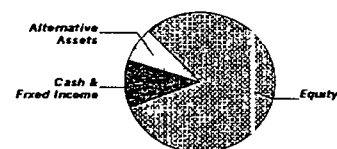
PRINCIPAL

Asset Allocation	Beginning Market Value	Ending Market Value	Change In Value	Estimated Annual Income	Current Allocation
Equity	8,978,617.46	8,639,740.07	(338,877.39)	160,870.40	81%
Alternative Assets	1,245,508.03	839,094.11	(406,413.92)	8,664.14	8%
Cash & Fixed Income	1,278,271.99	1,242,473.17	(35,798.82)	24,288.40	11%
Market Value	\$11,502,397.48	\$10,721,307.35	(\$781,090.13)	\$193,822.94	100%

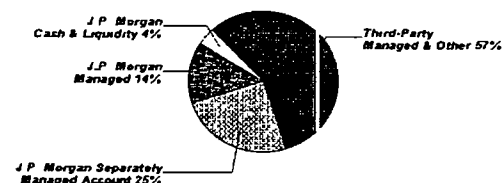
INCOME

Cash Position	Beginning Market Value	Ending Market Value	Change In Value
Cash Balance	40,740.69	75,597.41	34,856.72
Accruals	9,327.22	9,961.35	634.13
Market Value	\$50,067.91	\$85,558.76	\$35,490.85

Asset Allocation



Manager Allocation *



* J.P. Morgan Managed includes mutual funds, other registered funds and hedge funds managed by J.P. Morgan and structured products issued by J.P. Morgan. J.P. Morgan Separately Managed Account includes fixed income, equity, and alternative separately managed accounts managed by J.P. Morgan. Third-Party Managed & Other includes mutual funds, exchange traded funds, hedge funds, and separately managed accounts managed by parties other than J.P. Morgan, separately managed accounts managed by J.P. Morgan where a party other than J.P. Morgan is the appointed investment advisor, structured products and exchange traded notes issued by parties other than J.P. Morgan, investment conduits investing in non-J.P. Morgan managed hedge funds, where J.P. Morgan is solely administrator to the conduit; and other investments not managed or issued by J.P. Morgan. J.P. Morgan Cash & Liquidity Funds includes cash, J.P. Morgan deposit sweeps and J.P. Morgan money market mutual funds. See important information about investment principles and conflicts in the disclosures section.

J.P.Morgan



0074073029001000032801



BISHOP, A G CO-TUW ACCT. R68349001
For the Period 1/1/15 to 12/31/15

Account Summary CONTINUED

Cost Summary	Cost
Equity	7,138,314 50
Cash & Fixed Income	1,260,411 81
Total	\$8,398,726.31

J.P.Morgan



Asset Categories	Beginning Market Value	Ending Market Value	Change In Value	Current Allocation
US Large Cap Equity	3,773,662.29	3,959,938.03	186,275.74	37%
US Mid Cap Equity	970,034.13	915,981.12	(54,053.01)	9%
EAFE Equity	2,220,347.69	2,129,435.90	(90,911.79)	20%
European Large Cap Equity	0.00	240,591.60	240,591.60	2%
Japanese Large Cap Equity	125,587.00	266,631.73	141,044.73	2%
Asia ex-Japan Equity	555,600.10	0.00	(555,600.10)	
Emerging Market Equity	124,995.53	0.00	(124,995.53)	
Global Equity	1,035,979.07	1,127,161.69	91,182.62	11%
Concentrated & Other Equity	172,411.65	0.00	(172,411.65)	
Total Value	\$8,978,617.46	\$8,639,740.07	(\$338,877.39)	81%

Market Value/Cost	Current Period Value
Market Value	8,639,740 07
Tax Cost	7,138,314 50
Unrealized Gain/Loss	1,501,425 57
Estimated Annual Income	160,870 40
Accrued Dividends	9,872 27
Yield	1 86 %

Global Equity Fund Composition

Category	Percentage
US Large Cap Equity	35.0%
EAFE Equity	25.0%
Global Equity	15.0%
US Mid Cap Equity	10.0%
European Large Cap Equity	7.0%
Japanese Large Cap Equity	3.0%

000993 2808 of 3051 NSPOOMN6 XI NYNADN

007607302900100003280 00660/3018041009956808



BISHOP, A G CO-TUW ACCT R68349001
For the Period 1/1/15 to 12/31/15

Note P indicates position adjusted for Pending Trade Activity

Equity Detail

	Price	Quantity	Value	Adjusted Tax Cost Original Cost	Unrealized Gain/Loss	Est Annual Inc Accrued Div	Yield
US Large Cap Equity							
ABBOTT LABORATORIES 002824-10-0 ABT	44 91	483 000	21,691 53	21,510 88	180 65	502 32	2 32%
ACCENTURE PLC-CL A G1151C-10-1 ACN	104 50	225 000	23,512 50	18,299 07	5,213 43	195 00	2 11%
ACE LTD H0023R-10-5 ACE	116 85	318 000	37,158 30	18,626 86	18,531 44	152 24 .81 10	2 29%
ADOBE SYSTEMS INC 00724F-10-1 ADBE	93 94	280 000	26,303 20	9,938 23	16,364 97		
AETNA INC 00817Y-10-8 AET	108 12	227 000	24,543 24	23,397 08	1,146 16	227 00	0 92%
ALEXION PHARMACEUTICALS INC 015351-10-9 ALXN	190 75	116 000	22,127 00	15,957 03	6,169 97		
ALLEGION PLC G0176J-10-9 ALLE	65 92	217 000	14,304 64	14,266 15	38 49	86 80	0 61%
ALLERGAN PLC G0177J-10-8 AGN	312 50	229 000	71,562 50	62,985 97	8,576 53		
ALLIANCE DATA SYSTEMS CORP 018581-10-8 ADS	276 57	47 000	12,998 79	8,300 36	4,698 43		
ALPHABET INC/CA-CL C 02079K-10-7 GOOG	758 88	105 000	79,682 40	45,200 09	34,482 31		
ALPHABET INC/CA-CL A 02079K-30-5 GOOG L	778 01	32 000	24,896 32	11,522 94	13,373 38		

J.P.Morgan



BISHOP, A C CO-TUW ACCT. R68349001
For the Period 1/1/15 to 12/31/15

	Price	Quantity	Value	Adjusted Tax Cost Original Cost	Unrealized Gain/Loss	Est Annual Inc Accrued Div	Yield
US Large Cap Equity							
AMAZON.COM INC 023135-10-6 AMZN	675 89	91 000	61,505 99	37,275 49	24,230 50		
ANADARKO PETROLEUM CORP 032511-10-7 APC	48 58	227 000	11,027 66	13,636 67	(2,609 01)	245 16	2 22%
APPLE INC 037833-10-0 AAPL	105 26	1,003 000	105,575 78	27,478 68	78,097 10	2,086 24	1 98%
AT&T INC 00206R-10-2 T	34 41	788 000	27,115 08	26,575 30	539.78	1,512.96	5 58%
AVAGO TECHNOLOGIES LTD Y0486S-10-4 AVGO	145 15	514 000	74,607 10	17,107 67	57,499 43	904 64	1 21%
BANK OF AMERICA CORP 060505-10-4 BAC	16 83	3,251 000	54,714 33	43,403 02	11,311 31	650 20	1 19%
BIOGEN INC 09062X-10-3 BIIB	306 35	70 000	21,444 50	4,188 71	17,255 79		
BLACKROCK INC 09247X-10-1 BLK	340 52	73 000	24,857 96	25,010 96	(153 00)	636 56	2 56%
BRISTOL-MYERS SQUIBB CO 110122-10-8 BMY	68 79	518 000	35,633 22	20,370.13	15,263 09	787 36 196 84	2 21%
BROADCOM CORP-CL A 111320-10-7 BRCM	57 82	377 000	21,798 14	14,321 32	7,476 82	211 12	0 97%
CARNIVAL CORP 143658-30-0 CCL	54 48	543 000	29,582 64	28,324 36	1,258 28	651 60	2 20%
CBS CORP-CLASS B NON VOTING 124857-20-2 CBS	47 13	387 000	18,239 31	19,624 18	(1,384 87)	232.20 58 05	1 27%
CELGENE CORP 151020-10-4 CELG	119 76	307 000	36,766 32	15,419 46	21,346 86		

J.P.Morgan

Page 7 of 223

000993 2809 of 3051 HSP00006 X1 WYNYNBBN

007407302001000032009



BISHOP, A C CO-TUW ACCT R68349001
For the Period 1/1/15 to 12/31/15

	Price	Quantity	Value	Adjusted Tax Cost Original Cost	Unrealized Gain/Loss	Est. Annual Inc Accrued Div	Yield
US Large Cap Equity							
CHEVRON CORP 166764-10-0 CVX	89 96	288 000	25,908 48	23,773 97	2,134 51	1,232 64	4 76%
CITIGROUP INC 172867-42-4 C	51 75	786 000	40,675 50	29,483 59	11,191 91	157 20	0 39%
CMS ENERGY CORP 125896-10-0 CMS	36 08	448 000	16,163 84	15,563 59	600 25	519 68	3 22%
COCA-COLA CO/THE 191216-10-0 KO	42 96	558 000	23,971 68	23,885 75	85 93	736 56	3 07%
COGNIZANT TECH SOLUTIONS-A 192446-10-2 CTSI	60 02	167 000	10,023 34	10,815 73	(792 39)		
COLGATE-PALMOLIVE CO 194162-10-3 CL	66 62	176 000	11,725 12	10,821 20	903 92	267 52	2 28%
COLUMBIA PIPELINE GROUP -W/I 198280-10-9 CPGX	20 00	935 000	18,700 00	17,492 40	1,207 60	167 50	2 50%
COMCAST CORP-CLASS A 20030N-10-1 CMCS A	56 43	375 000	21,161 25	6,368 55	14,792 70	375 00	1 77%
COSTCO WHOLESALE CORP 22160K-10-5 COST	161 50	137 000	22,125 50	17,674 63	4,450 87	219 20	0 99%
P CROWN HOLDINGS INC 228368-10-6 CCK	50 70	169 000	8,568 30	8,493 11	75 19		
CSX CORP 126408-10-3 CSX	25 95	511 000	13,260 45	14,575 91	(1,315 46)	167 92	2 77%
DISCOVER FINANCIAL SERVICES 254709-10-8 DFS	53 62	413 000	22,145 06	22,578 21	(433 15)	162 56	2 09%
DISH NETWORK CORP-A 25470M-10-9 DISH	57 18	331 000	18,926 58	12,377 99	6,548 59		

J.P.Morgan



J.P.Morgan

0074073029001000032810



BISHOP, A C CO-TUW ACCT R68349001
For the Period 1/1/15 to 12/31/15

	Price	Quantity	Value	Adjusted Tax Cost Original Cost	Unrealized Gain/Loss	Est. Annual Inc Accrued Div	Yield
US Large Cap Equity							
HONEYWELL INTERNATIONAL INC 438516-10-6 HON	103 57	565 000	58,517 05	31,538 30	26,978 75	1,444 70	2 30%
HP INC 40434L-10-5 HPQ	11 84	905 000	10,715 20	11,006 82	(291 62)	148 88 112 22	4 19%
HUMANA INC 444859-10-2 HUM	178 51	155 000	27,669 05	11,581 46	16,087 59	179 80 44 95	0 65%
ILLUMINA INC 452327-10-9 ILMN	191 95	84 000	16,123 38	15,444 03	679 35		
L-3 COMMUNICATIONS HOLDINGS 502424-10-4 LLL	119 51	123 000	14,699 73	15,708 91	(1,009 18)	119 80	2 18%
LAM RESEARCH CORP 512807-10-8 LRCX	79 42	437 000	34,706 54	26,648 12	8,058 42	124 40 90 60	1 51%
LENNOX INTERNATIONAL INC 526107-10-7 LII	124 90	131 000	16,361 90	16,044 61	317 29	88 64 47 16	1 15%
LOWE'S COS INC 548661-10-7 LOW	76 04	683 000	51,935 32	14,172 94	37,762 38	164 96	1 47%
MARSH & MCLENNAN COS 571748-10-2 MMC	55 45	502 000	27,835 90	23,381 34	4,454 56	122 48	2 24%
MARTIN MARIETTA MATERIALS 573284-10-6 MLM	136 58	112 000	15,296 96	17,620 39	(2,323 43)	79 20	1 17%
MASCO CORP 574599-10-6 MAS	28 30	755 000	21,366 50	8,927 19	12,439 31	186 90	1 34%
MASTERCARD INC-CLASS A 57636Q-10-4 MA	97 36	500 000	48,680 00	19,080 38	29,599 62	180 00	0 78%
MCKESSON CORP 58155Q-10-3 MCK	197 23	60 000	11,833 80	11,366 62	467 18	67 20	0 57%

J.P.Morgan

Page 10 of 223



BISHOP, A C CO-TUW ACCT. R68349001
For the Period 1/1/15 to 12/31/15

	Price	Quantity	Value	Adjusted Tax Cost Original Cost	Unrealized Gain/Loss	Est Annual Inc Accrued Div	Yield
US Large Cap Equity							
METLIFE INC 59156R-10-8 MET	48 21	549 000	26,467 29	17,122 19	9,345 10	823 50	3 11%
MICROSOFT CORP 594918-10-4 MSFT	55 48	1,702 000	94,426 96	51,990 58	42,436 38	2,450 88	2 60%
MOLSON COORS BREWING CO -B 60871R-20-9 TAP	93 92	305 000	28,645 60	23,742 34	4,903 26	500 20	1 75%
MONDELEZ INTERNATIONAL INC-A 609207-10-5 MDLZ	44 84	630 000	28,249 20	15,462 94	12,786 26	428 40 107 10	1 52%
MORGAN STANLEY 617446-44-8 MS	31 81	1,472 000	46,824 32	38,630 87	8,193 45	883 20	1 89%
NISOURCE INC 65473P-10-5 NI	19 51	892 000	17,402 92	12,782 13	4,620 79	553 04	3 18%
NXP SEMICONDUCTORS NV N6596X-10-9 NXPI	84 25	206 000	17,355 50	18,740 85	(1,385 35)		
OCCIDENTAL PETROLEUM CORP 674599-10-5 OXY	67 61	800 000	54,088 00	60,625 36	(6,537 36)	2,400 00 600 00	4 44%
PACCAR INC 693718-10-8 PCAR	47 40	439 000	20,808 60	14,885 91	5,922 69	421 44 614 60	2 03%
PEPSICO INC 713448-10-8 PEP	99 92	272 000	27,178 24	26,084 38	1,093 86	764 32 191 08	2 81%
PFIZER INC 717081-10-3 PFE	32 28	977 000	31,537 56	33,707 07	(2,169 51)	1,172 40	3 72%
PIONEER NATURAL RESOURCES CO 723787-10-7 PXD	125 38	98 000	12,287 24	13,918 24	(1,631 00)	7 84	0 06%
PROCTER & GAMBLE CO/THE 742718-10-9 PG	79 41	396 000	31,446 36	20,108 44	11,337 92	1,050 19	3 34%

J.P.Morgan

Page 11 of 223

000993 2811 of 3051 HSP00006 XI NYNYNMM



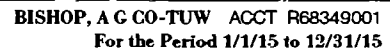
1102500010062051010100
T007746010010101010100



BISHOP, A C CO-TUW ACCT R68349001
For the Period 1/1/15 to 12/31/15

	Price	Quantity	Value	Adjusted Tax Cost Original Cost	Unrealized Gain/Loss	Est. Annual Inc Accrued Div	Yield
US Large Cap Equity							
SCHLUMBERGER LTD 806857-10-8 SLB	69 75	372 000	25,947 00	28,752 03	(2,805 03)	7 44 00	2 87%
SCHWAB (CHARLES) CORP 808513-10-5 SCHW	32 93	768 000	25,290 24	22,232 71	3,057 53	184 32	0 73%
SPDR S&P 500 ETF TRUST 78462F-10-3 SPY	203 87	5,678 000	1,157,573 86	1,042,110 85	115,463 01	23,881 66 6,879 18	2 06%
STANLEY BLACK & DECKER INC 854502-10-1 SWK	106 73	133 000	14,195 09	14,563 49	(368 40)	292 60	2 06%
SVB FINANCIAL GROUP 78486Q-10-1 SIVB	118 90	117 000	13,911 30	14,755 58	(844 28)		
SYNCHRONY FINANCIAL 87165B-10-3 SYF	30 41	483 000	14,688 03	11,614 16	3,073 87		
TE CONNECTIVITY LTD H84989-10-4 TEL	64 61	288 000	18,607 68	19,400 63	(792 95)	280 16	2 04%
TIME WARNER INC 887317-30-3 TWX	64 67	694 000	44,880 98	13,998 37	30,882 61	571 60	2 16%
TJX COMPANIES INC 872540-10-9 TJX	70 91	259 000	18,365 69	14,801 83	3,563 86	217 56	1 18%
TWENTY-FIRST CENTURY FOX-A 90130A-10-1 FOXA	27 16	933 000	25,340 28	27,737 32	(2,397 04)	279 90	1 10%
UNION PACIFIC CORP 907818-10-8 UNP	78 20	165 000	12,903 00	13,873 58	(970 58)	263 00	2 81%
UNITEDHEALTH GROUP INC 91324P-10-2 UNH	117 64	417 000	49,055 88	20,908 89	28,146 99	234 00	1 70%
UNITED CONTINENTAL HOLDINGS 910047-10-9 UAL	57 30	402 000	23,034 60	16,243 59	6,791 01		

J.P.Morgan



1. The first step in the process of creating a new product is to identify a market need. This involves conducting market research to understand what consumers want and what gaps exist in the current market.

2. Once a market need is identified, the next step is to develop a concept. This involves brainstorming ideas and creating a rough sketch of the product.

3. The third step is to create a prototype. This is a physical model of the product that allows you to test its functionality and make any necessary adjustments.

4. After the prototype is created, the next step is to conduct a feasibility study. This involves assessing the technical, financial, and market viability of the product.

5. Once the feasibility study is complete, the next step is to develop a business plan. This document outlines the company's goals, strategies, and financial projections.

6. The final step in the process is to launch the product. This involves marketing the product, distributing it, and providing customer support.

0076073029001000032812

Page 13 of 223

000993 2812 of 3051 NSP00006 XI SYNOPSIS



BISHOP, A C CO-TUW ACCT R68349001
For the Period 1/1/15 to 12/31/15

	Price	Quantity	Value	Adjusted Tax Cost Original Cost	Unrealized Gain/Loss	Est Annual Inc Accrued Div	Yield
US Mid Cap Equity							
JPM MID CAP GRWTH FD - SEL FUND 3120 4812C1-71-0 HLGE X	27 45	11,206 628	307,621 94	195,372 96	112,248 98		
Total US Mid Cap Equity			\$915,981.12	\$512,369.53	\$403,611.59	\$9,136.05	1.04%
EAFE Equity							
ARTISAN INTL VALUE FD-ADV 04314H-66-7 APDK X	31 70	5,379 024	170,515 06	140,900 00	29,615 06		
ARTISAN INTERNATIONAL FD-ADV 04314H-67-5 APDI X	28 66	9,809 528	281,141 07	288,000 00	(6,858 93)		
CAPITAL GR NON US EQUITY 14042Y-60-1 CNUS X	11 18	14,860 768	166,143 39	170,007 19	(3,863 80)	1,176 48	1.19%
DODGE & COX INTL STOCK FD 256206-10-3 DODF X	36 48	13,692 472	499,501 38	420,380 41	79,120 97	11,101 67	2.30%
GS EAFE REN MAT 02/18/16 2X LEV, 10 57% CAP, 21 14% MAX INITIAL LEVEL-01/30/15 SX5E 3351 44 UKX 6749 40 TPX 1415 07 38147Q-SY-3	100 87	240,000 000	242,078 40	237,600 00	4,478 40		
ISHARES MSCI EAFE INDEX FUND 464287-46-5 EFA	58 72	9,254 000	543,394 88	516,796 38	26,598 50	14,691 48	2.76%
T ROWE PRICE OVERSEAS STOCK 77956H-75-7 TROS X	8 99	25,212 650	226,661 72	231,200 00	(4,538 28)		
Total EAFE Equity			\$2,129,435.90	\$2,004,883.98	\$124,551.92	\$28,469.63	1.34%

J.P.Morgan



1. The first part of the document is a title page. It contains the title "THE
 2. HISTORY OF THE UNITED STATES OF AMERICA" and the author's name "BY
 3. HENRY REEVE". Below the title, there is a line for the publisher's name, which is
 4. "NEW YORK: PUBLISHED BY G. & C. VAN NEST, 1840."

5. The second part of the document is a preface. It begins with the words "TO
 6. THE READER." and continues with a paragraph of text. The preface discusses the
 7. author's intention to write a history of the United States, and mentions that the
 8. work is intended for the young people of the country.

9. The third part of the document is a list of contents. It lists the chapters of the
 10. book, and the pages on which they begin. The chapters are:

11. I. THE DISCOVERY OF AMERICA. 1
 12. II. THE FIRST SETTLEMENTS. 15
 13. III. THE GROWTH OF THE COLONIES. 35
 14. IV. THE REVOLUTION. 65
 15. V. THE CONSTITUTION. 105
 16. VI. THE PRESENT STATE OF THE COUNTRY. 145

17. The fourth part of the document is the first chapter, "THE DISCOVERY OF
 18. AMERICA." It begins with a description of the early explorations of the
 19. continent, and mentions the names of the explorers.

20. The fifth part of the document is the second chapter, "THE FIRST SETTLEMENTS."

0074073029001000032811



BISHOP, A C CO-TUW ACCT. R68349001
For the Period 1/1/15 to 12/31/15

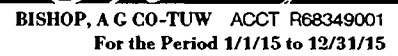
Alternative Assets Summary

Asset Categories	Beginning Estimated Value	Ending Estimated Value	Change In Value	Current Allocation
Hedge Funds	1,147,498 03	839,094 11	(308,403 92)	8%
Hard Assets	98,010 00	0 00	(98,010 00)	
Total Value	\$1,245,508.03	\$839,094.11	(\$406,413.92)	8%

Alternative Assets Detail

	Price	Quantity	Estimated Value	Cost
Hedge Funds				
DIAMOND HILL LONG/SHORT-I 25264S-83-3 DHLS X	23 77	7,035 597	167,236 14	171,950 00
EQUINOX FDS TR IPM SYSTMATC I 29446A-71-0 EQIP X	9.89	11,722 904	115,939 52	114,650 00
EQUINOX CAMPBELL STRATEGY-I 29446A-81-9 EBSI X	11 00	9,790 777	107,698 55	114,650 00
JPM ACCESS MULTI-STRATEGY FUND II RIC 5% HOLDBACK N/O Client 48219B-91-1	1 00 11/30/15	54,644 090	54,644 09	54,644 09
NEUBERGER BERMAN LONG SH-INS 64128R-60-8 NLSI X	12 46	13,636 003	169,904 60	171,950 00
PIMCO UNCONSTRAINED BOND-P 72201M-45-3 PUCP X	10 31	10,714 953	110,471 17	114,650 00

J.P.Morgan



1. The first step is to identify the problem or question that needs to be addressed. This involves understanding the context and the specific requirements of the task.

2. Next, it is important to gather relevant information and resources. This may involve researching existing solutions, consulting with experts, or collecting data.

3. Once the information is gathered, the next step is to analyze it and identify the key factors that influence the outcome. This often involves breaking down the problem into smaller, more manageable parts.

4. After analysis, a plan should be developed that outlines the steps to be taken to solve the problem. This plan should be flexible enough to allow for adjustments as more information becomes available.

5. The final step is to implement the plan and monitor the progress. It is important to stay organized and keep track of the results to ensure that the problem is being solved effectively.

Page 17 of 223

000993 2814 of 3051 NSPOC0006 XI NYN0000

00660/3018031009932814
0074073029001000632814



BISHOP, A C CO-TUW ACCT. R68349001
For the Period 1/1/15 to 12/31/15

Cash & Fixed Income Summary

Asset Categories	Beginning Market Value	Ending Market Value	Change In Value	Current Allocation
Cash	728,187.30	366,191.81	(361,995.49)	3%
US Fixed Income	550,084.69	667,226.83	117,142.14	6%
Global Fixed Income	0.00	209,054.53	209,054.53	2%
Total Value	\$1,278,271.99	\$1,242,473.17	(\$35,798.82)	11%

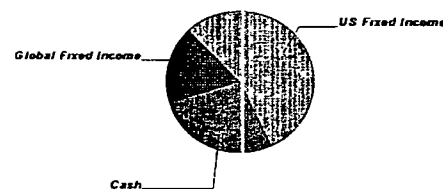
Market Value/Cost	Current Period Value
Market Value	1,242,473.17
Tax Cost	1,260,411.81
Unrealized Gain/Loss	(17,938.64)
Estimated Annual Income	24,288.40
Accrued Interest	89.08
Yield	1.95%

SUMMARY BY MATURITY

Cash & Fixed Income	Market Value	% of Bond Portfolio
0-6 months ¹	1,242,473.17	100%

¹ The years indicate the number of years until the bond is scheduled to mature based on the statement end date. Some bonds may be called, or paid in full, before their stated maturity.

Asset Categories



Cash & Fixed Income as a percentage of your portfolio - 11%

SUMMARY BY TYPE

Cash & Fixed Income	Market Value	% of Bond Portfolio
Cash	366,191.81	29%
Mutual Funds	876,281.36	71%
Total Value	\$1,242,473.17	100%

J.P.Morgan



BISHOP, A C CO-TUW ACCT R68349001
For the Period 1/1/15 to 12/31/15

Cash & Fixed Income Detail

	Price	Quantity	Value	Adjusted Tax Cost Original Cost	Unrealized Gain/Loss	Est. Annual Income Accrued Interest	Yield
Cash							
JPM TAX FREE MMKT INST SWEEP FD #840 7-Day Annualized Yield 01%	1 00	364,856 05	364,856 05	364,856 05		218 91 89 08	0 06%
PROCEEDS FROM PENDING SALES	1 00	1,335 76	1,335 76	1,335 76			
Total Cash			\$366,191.81	\$366,191.81	\$0 00	\$218.91 \$89.08	0.06%
US Fixed Income							
JPM CORE BD FD - SEL FUND 3720 4812C0-38-1	11 54	9,474 09	109,331 03	109,710 00	(378 97)	2,558 00	2 34%
DOUBLELINE TOTL RET BND-I 258620-10-3	10 78	20,067 70	216,329 76	221,390 00	(5,060 24)	8,990 32	4 16%
WELLS FARGO CORE BOND FUND - CLASS INST 94975J-58-1	12 63	27,044 03	341,566 04	344,000 00	(2,433 96)	5,922 64	1 73%
Total US Fixed Income			\$667,226.83	\$675,100 00	(\$7,873.17)	\$17,470.96	2 62%
Global Fixed Income							
JOHN HANCOCK II-STR INC-I 47804A-13-0	10 36	20,179 01	209,054 53	219,120 00	(10,065 47)	6,598 53	3 16%

J.P.Morgan