



See a Social Security Number? Say Something!  
Report Privacy Problems to <https://public.resource.org/privacy>  
Or call the IRS Identity Theft Hotline at 1-800-908-4490



Form **990-PF**

Department of the Treasury  
Internal Revenue Service

Return of Private Foundation

or Section 4947(a)(1) Trust Treated as Private Foundation

▶ Do not enter social security numbers on this form as it may be made public.

▶ Information about Form 990-PF and its instructions is at [www.irs.gov/form990pf](http://www.irs.gov/form990pf).

OMB No 1545-0052

**2015**

Open to Public Inspection

For calendar year 2015, or tax year beginning 01-01-2015, and ending 12-31-2015

Name of foundation BILL & BEA IDEMA FOUNDATION		<b>A Employer identification number</b>  38-2653272	
Number and street (or P O box number if mail is not delivered to street address) PO BOX 3636		<b>B</b> Telephone number (see instructions)  (800) 400-0439	
City or town, state or province, country, and ZIP or foreign postal code GRAND RAPIDS, MI 495013636		<b>C</b> If exemption application is pending, check here <input type="checkbox"/>	
<b>G</b> Check all that apply <input type="checkbox"/> Initial return <input type="checkbox"/> Initial return of a former public charity <input type="checkbox"/> Final return <input type="checkbox"/> Amended return <input type="checkbox"/> Address change <input type="checkbox"/> Name change		<b>D 1.</b> Foreign organizations, check here <input type="checkbox"/> <b>2.</b> Foreign organizations meeting the 85% test, check here and attach computation <input type="checkbox"/>	
<b>H</b> Check type of organization <input checked="" type="checkbox"/> Section 501(c)(3) exempt private foundation <input type="checkbox"/> Section 4947(a)(1) nonexempt charitable trust <input type="checkbox"/> Other taxable private foundation		<b>E</b> If private foundation status was terminated under section 507(b)(1)(A), check here <input type="checkbox"/>	
<b>I</b> Fair market value of all assets at end of year (from Part II, col. (c), line 16) ▶ \$ 15,628,165		<b>F</b> If the foundation is in a 60-month termination under section 507(b)(1)(B), check here <input type="checkbox"/>	
<b>J</b> Accounting method <input type="checkbox"/> Cash <input type="checkbox"/> Accrual <input type="checkbox"/> Other (specify) _____ (Part I, column (d) must be on cash basis.)			

Part I Analysis of Revenue and Expenses <i>(The total of amounts in columns (b), (c), and (d) may not necessarily equal the amounts in column (a) (see instructions) )</i>		Revenue and expenses per books <b>(a)</b>	Net investment income <b>(b)</b>	Adjusted net income <b>(c)</b>	Disbursements for charitable purposes <b>(d)</b> (cash basis only)
Revenue	<b>1</b> Contributions, gifts, grants, etc , received (attach schedule) . . . . .				
	<b>2</b> Check ▶ <input checked="" type="checkbox"/> if the foundation is <b>not</b> required to attach Sch B . . . . .				
	<b>3</b> Interest on savings and temporary cash investments . . . . .	4,295	4,295		
	<b>4</b> Dividends and interest from securities . . . . .	332,512	332,512		
	<b>5a</b> Gross rents . . . . .				
	<b>b</b> Net rental income or (loss) _____				
	<b>6a</b> Net gain or (loss) from sale of assets not on line 10 _____	629,916			
	<b>b</b> Gross sales price for all assets on line 6a _____ 8,065,449				
	<b>7</b> Capital gain net income (from Part IV, line 2) . . . . .		629,916		
	<b>8</b> Net short-term capital gain . . . . .			0	
	<b>9</b> Income modifications . . . . .				
	<b>10a</b> Gross sales less returns and allowances _____				
Operating and Administrative Expenses	<b>b</b> Less Cost of goods sold . . . . .				
	<b>c</b> Gross profit or (loss) (attach schedule) . . . . .				
	<b>11</b> Other income (attach schedule) . . . . .	☹ -17,982	-17,982		
	<b>12 Total.</b> Add lines 1 through 11 . . . . .	948,741	948,741		
	<b>13</b> Compensation of officers, directors, trustees, etc . . . . .				
	<b>14</b> Other employee salaries and wages . . . . .		0	0	0
	<b>15</b> Pension plans, employee benefits . . . . .		0	0	
	<b>16a</b> Legal fees (attach schedule). . . . .	☹ 1,185	593	0	593
	<b>b</b> Accounting fees (attach schedule). . . . .	☹ 1,000	500	0	500
	<b>c</b> Other professional fees (attach schedule) . . . . .	☹ 19,212			19,212
	<b>17</b> Interest . . . . .				0
	<b>18</b> Taxes (attach schedule) (see instructions) . . . . .	☹ 48,854	8,579		0
	<b>19</b> Depreciation (attach schedule) and depletion . . . . .	0	0		
	<b>20</b> Occupancy . . . . .				
	<b>21</b> Travel, conferences, and meetings. . . . .		0	0	
	<b>22</b> Printing and publications . . . . .		0	0	
	<b>23</b> Other expenses (attach schedule). . . . .	☹ 85,812	85,785		27
	<b>24 Total operating and administrative expenses.</b> Add lines 13 through 23 . . . . .	156,063	95,457	0	20,332
	<b>25</b> Contributions, gifts, grants paid . . . . .	750,000			750,000
	<b>26 Total expenses and disbursements.</b> Add lines 24 and 25	906,063	95,457	0	770,332
	<b>27</b> Subtract line 26 from line 12				
	<b>a Excess of revenue over expenses and disbursements</b>	42,678			
	<b>b Net investment income</b> (if negative, enter -0-)		853,284		
	<b>c Adjusted net income</b> (if negative, enter -0-) . . . . .			0	

Part II Balance Sheets		Attached schedules and amounts in the description column should be for end-of-year amounts only (See instructions )	Beginning of year	End of year	
			(a) Book Value	(b) Book Value	(c) Fair Market Value
Assets	1	Cash—non-interest-bearing . . . . .	-310	-340	-340
	2	Savings and temporary cash investments . . . . .	756,434	968,553	968,553
	3	Accounts receivable ▶ _____			
		Less allowance for doubtful accounts ▶ _____		0	0
	4	Pledges receivable ▶ _____			
		Less allowance for doubtful accounts ▶ _____			
	5	Grants receivable . . . . .			
	6	Receivables due from officers, directors, trustees, and other disqualified persons (attach schedule) (see instructions). . . . .			
	7	Other notes and loans receivable (attach schedule) ▶ _____			
		Less allowance for doubtful accounts ▶ _____ 0			
	8	Inventories for sale or use . . . . .			
	9	Prepaid expenses and deferred charges . . . . .			
	10a	Investments—U S and state government obligations (attach schedule)			
	b	Investments—corporate stock (attach schedule) . . . . .	5,479,750	5,263,032	5,806,316
	c	Investments—corporate bonds (attach schedule) . . . . .	1,801,706	2,687,183	2,653,586
	11	Investments—land, buildings, and equipment basis ▶ _____			
	Less accumulated depreciation (attach schedule) ▶ _____				
12	Investments—mortgage loans. . . . .				
13	Investments—other (attach schedule) . . . . .	6,985,330	6,150,057	6,200,050	
14	Land, buildings, and equipment basis ▶ _____				
	Less accumulated depreciation (attach schedule) ▶ _____				
15	Other assets (describe ▶ _____)	6,980	4,288		
16	Total assets(to be completed by all filers—see the instructions Also, see page 1, item I)	15,029,890	15,072,773	15,628,165	
Liabilities	17	Accounts payable and accrued expenses . . . . .			
	18	Grants payable . . . . .			
	19	Deferred revenue . . . . .			
	20	Loans from officers, directors, trustees, and other disqualified persons			
	21	Mortgages and other notes payable (attach schedule). . . . .			
	22	Other liabilities (describe ▶ _____)			
	23	Total liabilities(add lines 17 through 22) . . . . .		0	
Net Assets or Fund Balances	Foundations that follow SFAS 117, check here ▶ <input type="checkbox"/> and complete lines 24 through 26 and lines 30 and 31.				
	24	Unrestricted . . . . .			
	25	Temporarily restricted . . . . .			
	26	Permanently restricted . . . . .			
	Foundations that do not follow SFAS 117, check here ▶ <input checked="" type="checkbox"/> and complete lines 27 through 31.				
	27	Capital stock, trust principal, or current funds . . . . .	16,821,171	13,788,737	
	28	Paid-in or capital surplus, or land, bldg , and equipment fund			
	29	Retained earnings, accumulated income, endowment, or other funds	-1,791,281	1,284,036	
	30	Total net assets or fund balances(see instructions) . . . . .	15,029,890	15,072,773	
	31	Total liabilities and net assets/fund balances(see instructions) . . . . .	15,029,890	15,072,773	

Part III Analysis of Changes in Net Assets or Fund Balances		
1	Total net assets or fund balances at beginning of year—Part II, column (a), line 30 (must agree with end-of-year figure reported on prior year’s return) . . . . .	1 15,029,890
2	Enter amount from Part I, line 27a . . . . .	2 42,678
3	Other increases not included in line 2 (itemize) ▶ _____	3 205
4	Add lines 1, 2, and 3 . . . . .	4 15,072,773
5	Decreases not included in line 2 (itemize) ▶ _____	5 0
6	Total net assets or fund balances at end of year (line 4 minus line 5)—Part II, column (b), line 30 . . . . .	6 15,072,773

Part IV

Capital Gains and Losses for Tax on Investment Income

List and describe the kind(s) of property sold (e g , real estate, (a) 2-story brick warehouse, or common stock, 200 shs MLC Co )		How acquired P—Purchase (b) D—Donation	Date acquired (c) (mo , day, yr )	Date sold (d) (mo , day, yr )
1a	See Additional Data Table			
b				
c				
d				
e				

(e) Gross sales price	Depreciation allowed (f) (or allowable)	Cost or other basis (g) plus expense of sale	Gain or (loss) (h) (e) plus (f) minus (g)
a See Additional Data Table			
b			
c			
d			
e			

Complete only for assets showing gain in column (h) and owned by the foundation on 12/31/69			Gains (Col (h) gain minus col (k), but not less than -0-) or (l) Losses (from col (h))
(i) F M V as of 12/31/69	Adjusted basis (j) as of 12/31/69	Excess of col (i) (k) over col (j), if any	
a See Additional Data Table			
b			
c			
d			
e			

2	Capital gain net income or (net capital loss)	<div><div>If gain, also enter in Part I, line 7 If (loss), enter -0- in Part I, line 7</div></div>	2	629,916
3	Net short-term capital gain or (loss) as defined in sections 1222(5) and (6) <div>If gain, also enter in Part I, line 8, column (c) (see instructions) If (loss), enter -0- in Part I, line 8 . . . . .</div>		3	

Part V

Qualification Under Section 4940(e) for Reduced Tax on Net Investment Income

(For optional use by domestic private foundations subject to the section 4940(a) tax on net investment income )  
If section 4940(d)(2) applies, leave this part blank

Was the foundation liable for the section 4942 tax on the distributable amount of any year in the base period? ☐ Yes ☒ No  
If "Yes," the foundation does not qualify under section 4940(e) Do not complete this part

1 Enter the appropriate amount in each column for each year, see instructions before making any entries

(a) Base period years Calendar year (or tax year beginning in)	(b) Adjusted qualifying distributions	(c) Net value of noncharitable-use assets	(d) Distribution ratio (col (b) divided by col (c))
2014	752,205	16,844,714	0 044655
2013	748,084	16,131,501	0 046374
2012	696,402	15,829,636	0 043994
2011	797,592	15,601,699	0 051122
2010	154,398	3,799,756	0 040634

2	Total of line 1, column (d). . . . .	2	0 226779
3	Average distribution ratio for the 5-year base period—divide the total on line 2 by 5, or by the number of years the foundation has been in existence if less than 5 years	3	0 045356
4	Enter the net value of noncharitable-use assets for 2015 from Part X, line 5. . . . .	4	16,296,545
5	Multiply line 4 by line 3. . . . .	5	739,146
6	Enter 1% of net investment income (1% of Part I, line 27b). . . . .	6	8,533
7	Add lines 5 and 6. . . . .	7	747,679
8	Enter qualifying distributions from Part XII, line 4. . . . .	8	770,332

If line 8 is equal to or greater than line 7, check the box in Part VI, line 1b, and complete that part using a 1% tax rate See  
the Part VI instructions

Part VIExcise Tax Based on Investment Income (Section 4940(a), 4940(b), 4940(e), or 4948—see page 18 of the instructions)

1a

Exempt operating foundations described in section 4940(d)(2), check here ☐ and enter "N/A" on line 1  
Date of ruling or determination letter \_\_\_\_\_  
(attach copy of letter if necessary—see instructions)

b

Domestic foundations that meet the section 4940(e) requirements in Part V, check here ☒ and enter 1% of Part I, line 27b . . . . .

c

All other domestic foundations enter 2% of line 27b. Exempt foreign organizations enter 4% of Part I, line 12, col. (b)

2

Tax under section 511 (domestic section 4947(a)(1) trusts and taxable foundations only. Others enter -0-)

2

0

3

Add lines 1 and 2. . . . .

3

8,533

4

Subtitle A (income) tax (domestic section 4947(a)(1) trusts and taxable foundations only. Others enter -0-)

4

0

5

Tax based on investment income. Subtract line 4 from line 3. If zero or less, enter -0- . . . . .

5

8,533

6

Credits/Payments

a

2015 estimated tax payments and 2014 overpayment credited to 2015

6a

23,428

b

Exempt foreign organizations—tax withheld at source. . . . .

6b

c

Tax paid with application for extension of time to file (Form 8868). . . . .

6c

0

d

Backup withholding erroneously withheld. . . . .

6d

7

Total credits and payments. Add lines 6a through 6d. . . . .

7

23,428

8

Enter any penalty for underpayment of estimated tax. Check here ☐ if Form 2220 is attached.

8

0

9

Tax due. If the total of lines 5 and 8 is more than line 7, enter amount owed. . . . .

9

10

Overpayment. If line 7 is more than the total of lines 5 and 8, enter the amount overpaid. . . . .

10

14,895

11

Enter the amount of line 10 to be Credited to 2015 estimated tax 8,536 Refunded

11

6,359

Part VII-AStatements Regarding Activities

1a

During the tax year, did the foundation attempt to influence any national, state, or local legislation or did it participate or intervene in any political campaign? . . . . .

1a

No

b

Did it spend more than \$100 during the year (either directly or indirectly) for political purposes (see Instructions for definition)? . . . . .  
If the answer is "Yes" to 1a or 1b, attach a detailed description of the activities and copies of any materials published or distributed by the foundation in connection with the activities.

1b

No

c

Did the foundation file Form 1120-POL for this year? . . . . .

1c

No

d

Enter the amount (if any) of tax on political expenditures (section 4955) imposed during the year:  
(1) On the foundation \$ \_\_\_\_\_ (2) On foundation managers \$ \_\_\_\_\_

e

Enter the reimbursement (if any) paid by the foundation during the year for political expenditure tax imposed on foundation managers \$ \_\_\_\_\_

2

Has the foundation engaged in any activities that have not previously been reported to the IRS? . . . . .  
If "Yes," attach a detailed description of the activities.

2

No

3

Has the foundation made any changes, not previously reported to the IRS, in its governing instrument, articles of incorporation, or bylaws, or other similar instruments? If "Yes," attach a conformed copy of the changes. . . . .

3

No

4a

Did the foundation have unrelated business gross income of \$1,000 or more during the year? . . . . .

4a

No

b

If "Yes," has it filed a tax return on Form 990-T for this year? . . . . .

4b

5

Was there a liquidation, termination, dissolution, or substantial contraction during the year? . . . . .  
If "Yes," attach the statement required by General Instruction T.

5

No

6

Are the requirements of section 508(e) (relating to sections 4941 through 4945) satisfied either:  
• By language in the governing instrument, or  
• By state legislation that effectively amends the governing instrument so that no mandatory directions that conflict with the state law remain in the governing instrument? . . . . .

6

Yes

7

Did the foundation have at least \$5,000 in assets at any time during the year? If "Yes," complete Part II, col. (c), and Part XV. . . . .

7

Yes

8a

Enter the states to which the foundation reports or with which it is registered (see instructions):  
MI

b

If the answer is "Yes" to line 7, has the foundation furnished a copy of Form 990-PF to the Attorney General (or designate) of each state as required by General Instruction G? If "No," attach explanation. . . . .

8b

Yes

9

Is the foundation claiming status as a private operating foundation within the meaning of section 4942(j)(3) or 4942(j)(5) for calendar year 2015 or the taxable year beginning in 2015 (see instructions for Part XIV)?  
If "Yes," complete Part XIV. . . . .

9

No

10

Did any persons become substantial contributors during the tax year? If "Yes," attach a schedule listing their names and addresses. . . . .









10

No

Form 990-PF (2015)





















Part VII-A

Statements Regarding Activities *(continued)*

11	At any time during the year, did the foundation, directly or indirectly, own a controlled entity within the meaning of section 512(b)(13)? If "Yes," attach schedule (see instructions).	11		No
12	Did the foundation make a distribution to a donor advised fund over which the foundation or a disqualified person had advisory privileges? If "Yes," attach statement (see instructions)	12		No
13	Did the foundation comply with the public inspection requirements for its annual returns and exemption application? Website address  n/a	13	Yes	
14	The books are in care of  FIFTH THIRD BANK Telephone no  (616) 653-5432 Located at  111 LYON ST NW GRAND RAPIDS MI ZIP+4  49503			
15	Section 4947(a)(1) nonexempt charitable trusts filing Form 990-PF in lieu of <b>Form 1041</b> —Check here  <input type="checkbox"/> and enter the amount of tax-exempt interest received or accrued during the year  15			
16	At any time during calendar year 2015, did the foundation have an interest in or a signature or other authority over a bank, securities, or other financial account in a foreign country? See instructions for exceptions and filing requirements for FinCEN Form 114, Report of Foreign Bank and Financial Accounts (FBAR) If "Yes", enter the name of the foreign country 	16	Yes	No

Part VII-B

Statements Regarding Activities for Which Form 4720 May Be Required

File Form 4720 if any item is checked in the "Yes" column, unless an exception applies.			Yes	No
1a	During the year did the foundation (either directly or indirectly)			
	(1) Engage in the sale or exchange, or leasing of property with a disqualified person?  Yes  No			
	(2) Borrow money from, lend money to, or otherwise extend credit to (or accept it from) a disqualified person?  Yes  No			
	(3) Furnish goods, services, or facilities to (or accept them from) a disqualified person?  Yes  No			
	(4) Pay compensation to, or pay or reimburse the expenses of, a disqualified person?  Yes  No			
	(5) Transfer any income or assets to a disqualified person (or make any of either available for the benefit or use of a disqualified person)?  Yes  No			
	(6) Agree to pay money or property to a government official? ( <b>Exception.</b> Check "No" if the foundation agreed to make a grant to or to employ the official for a period after termination of government service, if terminating within 90 days ).  Yes  No			
b	If any answer is "Yes" to 1a(1)–(6), did <b>any</b> of the acts fail to qualify under the exceptions described in Regulations section 53.4941(d)-3 or in a current notice regarding disaster assistance (see instructions)? 	1b		
c	Did the foundation engage in a prior year in any of the acts described in 1a, other than excepted acts, that were not corrected before the first day of the tax year beginning in 2015? 	1c		No
2	Taxes on failure to distribute income (section 4942) (does not apply for years the foundation was a private operating foundation defined in section 4942(j)(3) or 4942(j)(5))			
a	At the end of tax year 2015, did the foundation have any undistributed income (lines 6d and 6e, Part XIII) for tax year(s) beginning before 2015?  Yes  No If "Yes," list the years  20____, 20____, 20____, 20____			
b	Are there any years listed in 2a for which the foundation is <b>not</b> applying the provisions of section 4942(a)(2) (relating to incorrect valuation of assets) to the year's undistributed income? (If applying section 4942(a)(2) to <b>all</b> years listed, answer "No" and attach statement—see instructions ).	2b		No
c	If the provisions of section 4942(a)(2) are being applied to <b>any</b> of the years listed in 2a, list the years here  20____, 20____, 20____, 20____			
3a	Did the foundation hold more than a 2% direct or indirect interest in any business enterprise at any time during the year?  Yes  No			
b	If "Yes," did it have excess business holdings in 2015 as a result of (1) any purchase by the foundation or disqualified persons after May 26, 1969, (2) the lapse of the 5-year period (or longer period approved by the Commissioner under section 4943(c)(7)) to dispose of holdings acquired by gift or bequest, or (3) the lapse of the 10-, 15-, or 20-year first phase holding period? ( <i>Use Schedule C, Form 4720, to determine if the foundation had excess business holdings in 2015.</i> )	3b		
4a	Did the foundation invest during the year any amount in a manner that would jeopardize its charitable purposes?	4a		No
b	Did the foundation make any investment in a prior year (but after December 31, 1969) that could jeopardize its charitable purpose that had not been removed from jeopardy before the first day of the tax year beginning in 2015?	4b		No

Part VII-B

Statements Regarding Activities for Which Form 4720 May Be Required (Continued)

5a

During the year did the foundation pay or incur any amount to

(1) Carry on propaganda, or otherwise attempt to influence legislation (section 4945(e))?

☐ Yes

☒ No

(2) Influence the outcome of any specific public election (see section 4955), or to carry on, directly or indirectly, any voter registration drive?

☐ Yes

☒ No

(3) Provide a grant to an individual for travel, study, or other similar purposes?

☐ Yes

☒ No

(4) Provide a grant to an organization other than a charitable, etc , organization described in section 4945(d)(4)(A )? (see instructions).

☐ Yes

☒ No

(5) Provide for any purpose other than religious, charitable, scientific, literary, or educational purposes, or for the prevention of cruelty to children or animals?

☐ Yes

☒ No

b

If any answer is "Yes" to 5a(1)–(5), did **any** of the transactions fail to qualify under the exceptions described in Regulations section 53.4945 or in a current notice regarding disaster assistance (see instructions)?

5b

Organizations relying on a current notice regarding disaster assistance check here.

☐

c

If the answer is "Yes" to question 5a(4), does the foundation claim exemption from the tax because it maintained expenditure responsibility for the grant?

☐ Yes

☐ No

If "Yes," attach the statement required by Regulations section 53.4945–5(d).

6a

Did the foundation, during the year, receive any funds, directly or indirectly, to pay premiums on a personal benefit contract?

☐ Yes

☒ No

b

Did the foundation, during the year, pay premiums, directly or indirectly, on a personal benefit contract?

6b

No

If "Yes" to 6b, file Form 8870.

7a

At any time during the tax year, was the foundation a party to a prohibited tax shelter transaction?

☐ Yes

☒ No

b

If yes, did the foundation receive any proceeds or have any net income attributable to the transaction?

7b

Part VIII

Information About Officers, Directors, Trustees, Foundation Managers, Highly Paid Employees, and Contractors

1

List all officers, directors, trustees, foundation managers and their compensation (see instructions).

(a) Name and address	Title, and average hours per week (b) devoted to position	(c) Compensation (If not paid, enter -0-)	(d) Contributions to employee benefit plans and deferred compensation	Expense account, (e) other allowances
See Additional Data Table				

2

Compensation of five highest-paid employees (other than those included on line 1—see instructions). If none, enter "NONE."

(a) Name and address of each employee paid more than \$50,000	Title, and average hours per week (b) devoted to position	(c) Compensation	Contributions to employee benefit plans and deferred compensation (d)	Expense account, (e) other allowances
NONE				

Total

number of other employees paid over \$50,000.

0

Part VIII

Information About Officers, Directors, Trustees, Foundation Managers, Highly Paid Employees, and Contractors (continued)

3 Five highest-paid independent contractors for professional services (see instructions). If none, enter "NONE".		
(a) Name and address of each person paid more than \$50,000	(b) Type of service	(c) Compensation
NONE		
Total number of others receiving over \$50,000 for professional services. <div></div>		0

Part IX-A

Summary of Direct Charitable Activities

List the foundation's four largest direct charitable activities during the tax year. Include relevant statistical information such as the number of organizations and other beneficiaries served, conferences convened, research papers produced, etc.	Expenses
1 N/A	
2	
3	
4	

Part IX-B

Summary of Program-Related Investments (see instructions)

Describe the two largest program-related investments made by the foundation during the tax year on lines 1 and 2	Amount
1 N/A	
2	
All other program-related investments. See instructions.	
3	
Total. Add lines 1 through 3. <div></div>	



Part X

Minimum Investment Return

(All domestic foundations must complete this part. Foreign foundations,see instructions.)

1	Fair market value of assets not used (or held for use) directly in carrying out charitable, etc , purposes		
a	Average monthly fair market value of securities. . . . .	1a	0
b	Average of monthly cash balances. . . . .	1b	948,100
c	Fair market value of all other assets (see instructions). . . . .	1c	15,596,616
d	Total (add lines 1a, b, and c). . . . .	1d	16,544,716
e	Reduction claimed for blockage or other factors reported on lines 1a and 1c (attach detailed explanation). . . . .	1e	0
2	Acquisition indebtedness applicable to line 1 assets. . . . .	2	0
3	Subtract line 2 from line 1d. . . . .	3	16,544,716
4	Cash deemed held for charitable activities Enter 1 1/2% of line 3 (for greater amount, see instructions). . . . .	4	248,171
5	Net value of noncharitable-use assets.Subtract line 4 from line 3 Enter here and on Part V, line 4	5	16,296,545
6	Minimum investment return.Enter 5% of line 5. . . . .	6	814,827

Part XI

Distributable Amount

(see instructions) (Section 4942(j)(3) and (j)(5) private operating foundations and certain foreign organizations check here ☒ and do not complete this part.)

1	Minimum investment return from Part X, line 6. . . . .	1	814,827
2a	Tax on investment income for 2015 from Part VI, line 5. . . . .	2a	8,533
b	Income tax for 2015 (This does not include the tax from Part VI ). . . . .	2b	
c	Add lines 2a and 2b. . . . .	2c	8,533
3	Distributable amount before adjustments Subtract line 2c from line 1. . . . .	3	806,294
4	Recoveries of amounts treated as qualifying distributions. . . . .	4	0
5	Add lines 3 and 4. . . . .	5	806,294
6	Deduction from distributable amount (see instructions). . . . .	6	0
7	Distributable amountas adjusted Subtract line 6 from line 5 Enter here and on Part XIII, line 1. . . . .	7	806,294

Part XII

Qualifying Distributions (see instructions)

1	Amounts paid (including administrative expenses) to accomplish charitable, etc , purposes		
a	Expenses, contributions, gifts, etc —total from Part I, column (d), line 26. . . . .	1a	770,332
b	Program-related investments—total from Part IX-B. . . . .	1b	0
2	Amounts paid to acquire assets used (or held for use) directly in carrying out charitable, etc , purposes. . . . .	2	0
3	Amounts set aside for specific charitable projects that satisfy the		
a	Suitability test (prior IRS approval required). . . . .	3a	0
b	Cash distribution test (attach the required schedule). . . . .	3b	0
4	Qualifying distributions.Add lines 1a through 3b Enter here and on Part V, line 8, and Part XIII, line 4	4	770,332
5	Foundations that qualify under section 4940(e) for the reduced rate of tax on net investment income Enter 1% of Part I, line 27b (see instructions). . . . .	5	8,533
6	Adjusted qualifying distributions.Subtract line 5 from line 4. . . . .	6	761,799

**Note:**The amount on line 6 will be used in Part V, column (b), in subsequent years when calculating whether the foundation qualifies for the section 4940(e) reduction of tax in those years

Part XIII

Undistributed Income (see instructions)

	(a) Corpus	(b) Years prior to 2014	(c) 2014	(d) 2015
1 Distributable amount for 2015 from Part XI, line 7				806,294
2 Undistributed income, if any, as of the end of 2015				
a Enter amount for 2014 only. . . . .			0	
b Total for prior years 2013 , 20____ , 20____		0		
3 Excess distributions carryover, if any, to 2015				
a From 2010. . . . .	0			
b From 2011. . . . .	0			
c From 2012. . . . .	0			
d From 2013. . . . .	198,710			
e From 2014. . . . .	0			
f Total of lines 3a through e. . . . .	198,710			
4 Qualifying distributions for 2015 from Part XII, line 4 ▶ \$ 770,332				
a Applied to 2014, but not more than line 2a			0	
b Applied to undistributed income of prior years (Election required—see instructions). . . . .		0		
c Treated as distributions out of corpus (Election required—see instructions). . . . .	0			
d Applied to 2015 distributable amount. . . . .				770,332
e Remaining amount distributed out of corpus	0			
5 Excess distributions carryover applied to 2015 (If an amount appears in column (d), the same amount must be shown in column (a).)	35,962			35,962
6 Enter the net total of each column as indicated below:				
a Corpus Add lines 3f, 4c, and 4e Subtract line 5	162,748			
b Prior years' undistributed income Subtract line 4b from line 2b . . . . .		0		
c Enter the amount of prior years' undistributed income for which a notice of deficiency has been issued, or on which the section 4942(a) tax has been previously assessed. . . . .		0		
d Subtract line 6c from line 6b Taxable amount—see instructions . . . . .		0		
e Undistributed income for 2014 Subtract line 4a from line 2a Taxable amount—see instructions . . . . .			0	
f Undistributed income for 2016 Subtract lines 4d and 5 from line 1 This amount must be distributed in 2015 . . . . .				0
7 Amounts treated as distributions out of corpus to satisfy requirements imposed by section 170(b)(1)(F) or 4942(g)(3) (Election may be required - see instructions). . . . .	0			
8 Excess distributions carryover from 2010 not applied on line 5 or line 7 (see instructions). . .	0			
9 Excess distributions carryover to 2016. Subtract lines 7 and 8 from line 6a . . . . .	162,748			
10 Analysis of line 9				
a Excess from 2011. . . . .	0			
b Excess from 2012. . . . .	0			
c Excess from 2013. . . . .	162,748			
d Excess from 2014. . . . .	0			
e Excess from 2015. . . . .	0			

## Part XIV

**1a** If the foundation has received a ruling or determination letter that it is a private operating foundation, and the ruling is effective for 2015, enter the date of the ruling. . . . ▶

**b** Check box to indicate whether the organization is a private operating foundation described in section 4942(j)(3) or 4942(j)(5)

<b>2a</b> Enter the lesser of the adjusted net income from Part I or the minimum investment return from Part X for each year listed . . . . .	Tax year	Prior 3 years			<b>(e) Total</b>
	<b>(a)</b> 2015	<b>(b)</b> 2014	<b>(c)</b> 2013	<b>(d)</b> 2012	
<b>b</b> 85% of line 2a . . . . .					
<b>c</b> Qualifying distributions from Part XII, line 4 for each year listed . . . . .					
<b>d</b> Amounts included in line 2c not used directly for active conduct of exempt activities . . . . .					
<b>e</b> Qualifying distributions made directly for active conduct of exempt activities. Subtract line 2d from line 2c . . . . .					
<b>3</b> Complete 3a, b, or c for the alternative test relied upon					
<b>a</b> "Assets" alternative test—enter					
<b>(1)</b> Value of all assets . . . . .					
<b>(2)</b> Value of assets qualifying under section 4942(j)(3)(B)(i)					
<b>b</b> "Endowment" alternative test— enter 2/3 of minimum investment return shown in Part X, line 6 for each year listed. . . . .					
<b>c</b> "Support" alternative test—enter					
<b>(1)</b> Total support other than gross investment income (interest, dividends, rents, payments on securities loans (section 512(a)(5)), or royalties). . . . .					
<b>(2)</b> Support from general public and 5 or more exempt organizations as provided in section 4942(j)(3)(B)(iii). . . . .					
<b>(3)</b> Largest amount of support from an exempt organization					
<b>(4)</b> Gross investment income					

**Part XV** **Supplementary Information (Complete this part only if the organization had \$5,000 or more in assets at any time during the year—see instructions.)**

## 1 Information Regarding Foundation Managers:

**a** List any managers of the foundation who have contributed more than 2% of the total contributions received by the foundation before the close of any tax year (but only if they have contributed more than \$5,000) (See section 507(d)(2) )

NONE

**b** List any managers of the foundation who own 10% or more of the stock of a corporation (or an equally large portion of the ownership of a partnership or other entity) of which the foundation has a 10% or greater interest

NONE

**2 Information Regarding Contribution, Grant, Gift, Loan, Scholarship, etc., Programs:**

Check here ☐ if the foundation only makes contributions to preselected charitable organizations and does not accept unsolicited requests for funds. If the foundation makes gifts, grants, etc. (see instructions) to individuals or organizations under other conditions, complete items 2a, b, c, and d.

**a** The name, address, and telephone number or e-mail address of the person to whom applications should be addressed

JOYCE VERSLUIS CO FIFTH THIRD BAN  
111 LYON ST NW MDRMOBGG  
GRAND RAPIDS, MI 49503  
(616) 653-5552

**b** The form in which applications should be submitted and information and materials they should include

LETTER OR PRESENTATION FORM WITH BASIC REQUEST INFORMATION

**c** Any submission deadlines

GRANTS ARE NORMALLY CONSIDERED IN JUNE AND DECEMBER

**d** Any restrictions or limitations on awards, such as by geographical areas, charitable fields, kinds of institutions, or other factors

See attached statement

### 3 Grants and Contributions Paid During the Year or Approved for Future Payment

Form **990-PF** (2015)

Enter gross amounts unless otherwise indicated		Unrelated business income		Excluded by section 512, 513, or 514		(e) Related or exempt function income (See instructions )
	(a) Business code	(b) Amount	(c) Exclusion code	(d) Amount		
<b>1</b> Program service revenue						
<b>a</b> _____						
<b>b</b> _____						
<b>c</b> _____						
<b>d</b> _____						
<b>e</b> _____						
<b>f</b> _____						
<b>g</b> Fees and contracts from government agencies						
<b>2</b> Membership dues and assessments. . . . .						
<b>3</b> Interest on savings and temporary cash investments . . . . .			14	4,295		0
<b>4</b> Dividends and interest from securities. . . . .			14	332,512		0
<b>5</b> Net rental income or (loss) from real estate						
<b>a</b> Debt-financed property. . . . .						
<b>b</b> Not debt-financed property. . . . .						
<b>6</b> Net rental income or (loss) from personal property . . . . .						
<b>7</b> Other investment income. . . . .				0		0
<b>8</b> Gain or (loss) from sales of assets other than inventory . . . . .			18	629,916		0
<b>9</b> Net income or (loss) from special events						
<b>10</b> Gross profit or (loss) from sales of inventory . . . . .						
<b>11</b> Other revenue <b>a</b> <u>OTHER INV INCOME</u>			14	-17,982		
<b>b</b> _____						
<b>c</b> _____						
<b>d</b> _____						
<b>e</b> _____						
<b>12</b> Subtotal Add columns (b), (d), and (e). . . . .				948,741		0
<b>13 Total.</b> Add line 12, columns (b), (d), and (e). . . . .						948,741
(See worksheet in line 13 instructions to verify calculations )						

[illegible]



Form 990PF Part IV - Capital Gains and Losses for Tax on Investment Income - Columns a - d

List and describe the kind(s) of property sold (e g , real estate, (a) 2-story brick warehouse, or common stock, 200 shs MLC Co )	(b) How acquired P—Purchase D—Donation	Date acquired (c) (mo , day, yr )	(d) Date sold (mo , day, yr )
25000 EI DU PONT DE NEMOUR 11/09/09 3 250 01/15/15		2012-12-12	2015-01-15
5 QORVO INC		2014-12-09	2015-01-16
20 EBAY INC		2014-10-08	2015-01-21
446 EBAY INC		2012-08-24	2015-01-21
45 FORTINET INC		2014-10-08	2015-01-21
236 FORTINET INC		2014-03-28	2015-01-21
28 ALEXANDRIA REAL ESTATE EQUITIES INC		2011-07-22	2015-01-22
43 ALEXANDRIA REAL ESTATE EQUITIES INC		2014-10-14	2015-01-22
78 ALEXANDRIA REAL ESTATE EQUITIES INC		2011-08-31	2015-01-22
4 ALEXANDRIA REAL ESTATE EQUITIES INC		2011-07-22	2015-01-22

Form 990PF Part IV - Capital Gains and Losses for Tax on Investment Income - Columns e - h

(e) Gross sales price	(f) Depreciation allowed (or allowable)	(g) Cost or other basis plus expense of sale	(h) Gain or (loss) (e) plus (f) minus (g)
25,000		26,326	-1,326
32		31	1
1,068		1,091	-23
23,825		21,054	2,771
1,404		1,125	279
7,361		5,171	2,190
2,740		2,373	367
4,208		3,447	761
7,633		5,605	2,028
391		281	110

Form 990PF Part IV - Capital Gains and Losses for Tax on Investment Income - Columns i - l

Complete only for assets showing gain in column (h) and owned by the foundation on 12/31/69			(l) Gains (Col (h) gain minus col (k), but not less than -0-) or Losses (from col (h))
(i) F M V as of 12/31/69	(j) Adjusted basis as of 12/31/69	(k) Excess of col (i) over col (j), if any	
			-1,326
			1
			-23
			2,771
			279
			2,190
			367
			761
			2,028
			110

Form 990PF Part IV - Capital Gains and Losses for Tax on Investment Income - Columns a - d

List and describe the kind(s) of property sold (e g , real estate, (a) 2-story brick warehouse, or common stock, 200 shs MLC Co )	(b) How acquired P—Purchase D—Donation	(c) Date acquired (mo , day, yr )	(d) Date sold (mo , day, yr )
21 ALEXANDRIA REAL ESTATE EQUITIES INC		2011-08-18	2015-01-22
131 ALTISOURCE RESIDENTIAL CORP		2013-11-19	2015-01-22
207 AMERICAN HOMES 4 RENT CL A		2013-11-19	2015-01-22
70 AMREIT INC		2014-10-14	2015-01-22
30 AMREIT INC		2013-10-01	2015-01-22
8 AMREIT INC		2013-09-30	2015-01-22
272 AMREIT INC		2013-09-26	2015-01-22
38 AMREIT INC		2013-09-30	2015-01-22
22 AMREIT INC		2013-09-27	2015-01-22
75 AMREIT INC		2012-11-12	2015-01-22

Form 990PF Part IV - Capital Gains and Losses for Tax on Investment Income - Columns e - h

(e) Gross sales price	(f) Depreciation allowed (or allowable)	(g) Cost or other basis plus expense of sale	(h) Gain or (loss) (e) plus (f) minus (g)
2,055		1,444	611
2,400		3,500	-1,100
3,548		3,407	141
1,854		1,578	276
795		517	278
212		135	77
7,205		4,574	2,631
1,007		638	369
583		369	214
1,987		1,245	742

Form 990PF Part IV - Capital Gains and Losses for Tax on Investment Income - Columns i - l

Complete only for assets showing gain in column (h) and owned by the foundation on 12/31/69			(l) Gains (Col (h) gain minus col (k), but not less than -0-) or Losses (from col (h))
(i) F M V as of 12/31/69	(j) Adjusted basis as of 12/31/69	(k) Excess of col (i) over col (j), if any	
			611
			-1,100
			141
			276
			278
			77
			2,631
			369
			214
			742



Form 990PF Part IV - Capital Gains and Losses for Tax on Investment Income - Columns a - d

List and describe the kind(s) of property sold (e g , real estate, (a) 2-story brick warehouse, or common stock, 200 shs MLC Co )	(b) How acquired P—Purchase D—Donation	Date acquired (c) (mo , day, yr )	(d) Date sold (mo , day, yr )
121 AMREIT INC		2012-11-06	2015-01-22
11 AMREIT INC		2012-11-06	2015-01-22
17 AMREIT INC		2012-11-09	2015-01-22
41 APARTMENT INVT & MGMT CO CL A		2014-10-14	2015-01-22
236 APARTMENT INVT & MGMT CO CL A		2012-10-25	2015-01-22
18 AVALONBAY CMNTYS INC		2014-10-14	2015-01-22
37 AVALONBAY CMNTYS INC		2011-08-31	2015-01-22
19 AVALONBAY CMNTYS INC		2011-10-27	2015-01-22
22 BOSTON PROPERTIES INC COM		2014-10-14	2015-01-22
31 BOSTON PROPERTIES INC COM		2011-08-31	2015-01-22

Form 990PF Part IV - Capital Gains and Losses for Tax on Investment Income - Columns e - h

(e) Gross sales price	(f) Depreciation allowed (or allowable)	(g) Cost or other basis plus expense of sale	(h) Gain or (loss) (e) plus (f) minus (g)
3,205		2,005	1,200
291		181	110
450		279	171
1,655		1,411	244
9,525		6,284	3,241
3,227		2,700	527
6,634		5,034	1,600
3,406		2,578	828
3,144		2,665	479
4,430		3,222	1,208

Form 990PF Part IV - Capital Gains and Losses for Tax on Investment Income - Columns i - l

Complete only for assets showing gain in column (h) and owned by the foundation on 12/31/69			(l) Gains (Col (h) gain minus col (k), but not less than -0-) or Losses (from col (h))
(i) F M V as of 12/31/69	(j) Adjusted basis as of 12/31/69	(k) Excess of col (i) over col (j), if any	
			1,200
			110
			171
			244
			3,241
			527
			1,600
			828
			479
			1,208

Form 990PF Part IV - Capital Gains and Losses for Tax on Investment Income - Columns a - d

List and describe the kind(s) of property sold (e g , real estate, (a) 2-story brick warehouse, or common stock, 200 shs MLC Co )	(b) How acquired P—Purchase D—Donation	(c) Date acquired (mo , day, yr )	(d) Date sold (mo , day, yr )
23 BOSTON PROPERTIES INC COM		2011-08-18	2015-01-22
85 BRANDYWINE RLTY TR SH BEN INT NEW		2014-10-14	2015-01-22
1182 BRANDYWINE RLTY TR SH BEN INT NEW		2011-12-28	2015-01-22
52 CBL & ASSOC PPTYS INC COM		2014-10-14	2015-01-22
721 CBL & ASSOC PPTYS INC COM		2011-12-28	2015-01-22
150 CALIFORNIA RES CORP		2014-03-26	2015-01-22
19 CAMDEN PPTY TR SH BEN INT		2014-10-14	2015-01-22
3 CAMDEN PPTY TR SH BEN INT		2011-07-22	2015-01-22
68 CAMDEN PPTY TR SH BEN INT		2011-08-31	2015-01-22
9 CAMDEN PPTY TR SH BEN INT		2012-06-28	2015-01-22

Form 990PF Part IV - Capital Gains and Losses for Tax on Investment Income - Columns e - h

(e) Gross sales price	(f) Depreciation allowed (or allowable)	(g) Cost or other basis plus expense of sale	(h) Gain or (loss) (e) plus (f) minus (g)
3,287		2,320	967
1,413		1,237	176
19,645		10,708	8,937
1,074		921	153
14,888		11,311	3,577
609		1,230	-621
1,524		1,364	160
241		207	34
5,453		4,512	941
722		582	140

Form 990PF Part IV - Capital Gains and Losses for Tax on Investment Income - Columns i - l

Complete only for assets showing gain in column (h) and owned by the foundation on 12/31/69			(l) Gains (Col (h) gain minus col (k), but not less than -0-) or Losses (from col (h))
(i) F M V as of 12/31/69	(j) Adjusted basis as of 12/31/69	(k) Excess of col (i) over col (j), if any	
			967
			176
			8,937
			153
			3,577
			-621
			160
			34
			941
			140

Form 990PF Part IV - Capital Gains and Losses for Tax on Investment Income - Columns a - d

List and describe the kind(s) of property sold (e g , real estate, (a) 2-story brick warehouse, or common stock, 200 shs MLC Co )	How acquired P—Purchase (b) D—Donation	Date acquired (c) (mo , day, yr )	(d) Date sold (mo , day, yr )
72 CAMDEN PPTY TR SH BEN INT		2011-08-18	2015-01-22
72 CAMDEN PPTY TR SH BEN INT		2011-08-11	2015-01-22
39 CAMDEN PPTY TR SH BEN INT		2011-10-27	2015-01-22
21 DIGITAL RLTY TR INC		2014-10-14	2015-01-22
47 DIGITAL RLTY TR INC		2011-10-27	2015-01-22
6 DIGITAL RLTY TR INC		2011-07-27	2015-01-22
52 DIGITAL RLTY TR INC		2011-08-31	2015-01-22
63 DOUGLAS EMMETT INC		2014-10-14	2015-01-22
109 DOUGLAS EMMETT INC		2011-10-27	2015-01-22
206 DOUGLAS EMMETT INC		2011-08-18	2015-01-22

Form 990PF Part IV - Capital Gains and Losses for Tax on Investment Income - Columns e - h

(e) Gross sales price	Depreciation allowed (f) (or allowable)	Cost or other basis (g) plus expense of sale	Gain or (loss) (h) (e) plus (f) minus (g)
5,774		4,608	1,166
5,774		4,553	1,221
3,128		2,394	734
1,545		1,352	193
3,458		2,925	533
441		371	70
3,826		3,104	722
1,830		1,666	164
3,165		1,967	1,198
5,982		3,404	2,578

Form 990PF Part IV - Capital Gains and Losses for Tax on Investment Income - Columns i - l

Complete only for assets showing gain in column (h) and owned by the foundation on 12/31/69			Gains (Col (h) gain minus col (k), but not less than -0-) or (l) Losses (from col (h))
(i) F M V as of 12/31/69	Adjusted basis (j) as of 12/31/69	Excess of col (i) (k) over col (j), if any	
			1,166
			1,221
			734
			193
			533
			70
			722
			164
			1,198
			2,578

Form 990PF Part IV - Capital Gains and Losses for Tax on Investment Income - Columns a - d

List and describe the kind(s) of property sold (e g , real estate, (a) 2-story brick warehouse, or common stock, 200 shs MLC Co )	(b) How acquired P—Purchase D—Donation	Date acquired (c) (mo , day, yr )	(d) Date sold (mo , day, yr )
194 DOUGLAS EMMETT INC		2011-08-31	2015-01-22
209 DOUGLAS EMMETT INC		2011-08-11	2015-01-22
33 EPR PPTYS		2014-10-14	2015-01-22
13 EPR PPTYS		2011-10-27	2015-01-22
127 EPR PPTYS		2011-12-28	2015-01-22
58 EPR PPTYS		2011-08-31	2015-01-22
21 EASTGROUP PROPERTIES INC		2014-10-14	2015-01-22
6 EASTGROUP PROPERTIES INC		2011-07-22	2015-01-22
46 EASTGROUP PROPERTIES INC		2011-10-27	2015-01-22
53 EASTGROUP PROPERTIES INC		2011-08-31	2015-01-22

Form 990PF Part IV - Capital Gains and Losses for Tax on Investment Income - Columns e - h

(e) Gross sales price	(f) Depreciation allowed (or allowable)	(g) Cost or other basis plus expense of sale	(h) Gain or (loss) (e) plus (f) minus (g)
5,634		3,199	2,435
6,069		3,476	2,593
2,124		1,777	347
837		550	287
8,175		5,263	2,912
3,733		2,301	1,432
1,399		1,339	60
400		272	128
3,064		2,028	1,036
3,531		2,094	1,437

Form 990PF Part IV - Capital Gains and Losses for Tax on Investment Income - Columns i - l

Complete only for assets showing gain in column (h) and owned by the foundation on 12/31/69			(l) Gains (Col (h) gain minus col (k), but not less than -0-) or Losses (from col (h))
(i) F M V as of 12/31/69	(j) Adjusted basis as of 12/31/69	(k) Excess of col (i) over col (j), if any	
			2,435
			2,593
			347
			287
			2,912
			1,432
			60
			128
			1,036
			1,437

Form 990PF Part IV - Capital Gains and Losses for Tax on Investment Income - Columns a - d

List and describe the kind(s) of property sold (e g , real estate, (a) 2-story brick warehouse, or common stock, 200 shs MLC Co )	How acquired P—Purchase (b) D—Donation	Date acquired (c) (mo , day, yr )	(d) Date sold (mo , day, yr )
25 EQUITY LIFESTYLE PPTYS INC		2014-10-14	2015-01-22
45 EQUITY LIFESTYLE PPTYS INC		2013-11-20	2015-01-22
63 EQUITY LIFESTYLE PPTYS INC		2013-11-19	2015-01-22
310 EQUITY ONE INC		2013-11-19	2015-01-22
16 ESSEX PPTY TR INC		2014-10-14	2015-01-22
5 ESSEX PPTY TR INC		2011-07-22	2015-01-22
36 ESSEX PPTY TR INC		2011-12-28	2015-01-22
22 FEDERAL RLTY INVNT TR SH BEN INT NEW		2014-10-14	2015-01-22
46 FEDERAL RLTY INVNT TR SH BEN INT NEW		2011-07-22	2015-01-22
6 FEDERAL RLTY INVNT TR SH BEN INT NEW		2011-10-27	2015-01-22

Form 990PF Part IV - Capital Gains and Losses for Tax on Investment Income - Columns e - h

(e) Gross sales price	Depreciation allowed (f) (or allowable)	Cost or other basis (g) plus expense of sale	Gain or (loss) (h) (e) plus (f) minus (g)
1,411		1,115	296
2,539		1,634	905
3,555		2,278	1,277
8,500		7,085	1,415
3,661		2,996	665
1,144		712	432
8,237		5,087	3,150
3,206		2,698	508
6,704		4,136	2,568
874		539	335

Form 990PF Part IV - Capital Gains and Losses for Tax on Investment Income - Columns i - l

Complete only for assets showing gain in column (h) and owned by the foundation on 12/31/69			(l) Gains (Col (h) gain minus col (k), but not less than -0-) or Losses (from col (h))
(i) F M V as of 12/31/69	Adjusted basis (j) as of 12/31/69	Excess of col (i) (k) over col (j), if any	
			296
			905
			1,277
			1,415
			665
			432
			3,150
			508
			2,568
			335

Form 990PF Part IV - Capital Gains and Losses for Tax on Investment Income - Columns a - d

List and describe the kind(s) of property sold (e g , real estate, (a) 2-story brick warehouse, or common stock, 200 shs MLC Co )	How acquired P—Purchase (b) D—Donation	Date acquired (c) (mo , day, yr )	(d) Date sold (mo , day, yr )
28 GEO GROUP INC		2014-10-14	2015-01-22
119 GEO GROUP INC		2013-11-19	2015-01-22
1035 GRAMERCY PPTY TR INC		2014-11-14	2015-01-22
237 GRAMERCY PPTY TR INC		2014-11-13	2015-01-22
24 HCP INC		2014-10-14	2015-01-22
63 HCP INC		2011-07-22	2015-01-22
61 HCP INC		2011-08-31	2015-01-22
27 HEALTH CARE REIT INC COM		2014-10-14	2015-01-22
9 HEALTH CARE REIT INC COM		2011-07-22	2015-01-22
57 HEALTH CARE REIT INC COM		2011-10-27	2015-01-22

Form 990PF Part IV - Capital Gains and Losses for Tax on Investment Income - Columns e - h

(e) Gross sales price	Depreciation allowed (f) (or allowable)	Cost or other basis (g) plus expense of sale	Gain or (loss) (h) (e) plus (f) minus (g)
1,187		1,030	157
5,045		3,918	1,127
7,255		6,196	1,059
1,661		1,415	246
1,149		1,029	120
3,015		2,322	693
2,919		2,207	712
2,236		1,816	420
745		452	293
4,721		2,784	1,937

Form 990PF Part IV - Capital Gains and Losses for Tax on Investment Income - Columns i - l

Complete only for assets showing gain in column (h) and owned by the foundation on 12/31/69			Gains (Col (h) gain minus col (k), but not less than -0-) or (l) Losses (from col (h))
(i) F M V as of 12/31/69	Adjusted basis (j) as of 12/31/69	Excess of col (i) (k) over col (j), if any	
			157
			1,127
			1,059
			246
			120
			693
			712
			420
			293
			1,937

Form 990PF Part IV - Capital Gains and Losses for Tax on Investment Income - Columns a - d

List and describe the kind(s) of property sold (e g , real estate, (a) 2-story brick warehouse, or common stock, 200 shs MLC Co )	(b) How acquired P—Purchase D—Donation	(c) Date acquired (mo , day, yr )	(d) Date sold (mo , day, yr )
88 HEALTH CARE REIT INC COM		2011-08-31	2015-01-22
159 HOSPITALITY PPTYS TR COM SH BEN INT		2013-11-19	2015-01-22
87 HOSPITALITY PPTYS TR COM SH BEN INT		2014-10-14	2015-01-22
7 HOSPITALITY PPTYS TR COM SH BEN INT		2011-07-22	2015-01-22
93 HOSPITALITY PPTYS TR COM SH BEN INT		2011-10-27	2015-01-22
156 HOSPITALITY PPTYS TR COM SH BEN INT		2011-08-31	2015-01-22
240 HOSPITALITY PPTYS TR COM SH BEN INT		2011-12-28	2015-01-22
166 HOSPITALITY PPTYS TR COM SH BEN INT		2011-08-18	2015-01-22
167 HOSPITALITY PPTYS TR COM SH BEN INT		2011-08-11	2015-01-22
129 HOST MARRIOTT CORP NEW		2014-10-14	2015-01-22

Form 990PF Part IV - Capital Gains and Losses for Tax on Investment Income - Columns e - h

(e) Gross sales price	(f) Depreciation allowed (or allowable)	(g) Cost or other basis plus expense of sale	(h) Gain or (loss) (e) plus (f) minus (g)
7,289		4,132	3,157
5,225		4,481	744
2,859		2,371	488
230		178	52
3,056		2,260	796
5,126		3,660	1,466
7,886		5,537	2,349
5,455		3,635	1,820
5,488		3,556	1,932
3,082		2,717	365

Form 990PF Part IV - Capital Gains and Losses for Tax on Investment Income - Columns i - l

Complete only for assets showing gain in column (h) and owned by the foundation on 12/31/69			(l) Gains (Col (h) gain minus col (k), but not less than -0-) or Losses (from col (h))
(i) F M V as of 12/31/69	(j) Adjusted basis as of 12/31/69	(k) Excess of col (i) over col (j), if any	
			3,157
			744
			488
			52
			796
			1,466
			2,349
			1,820
			1,932
			365

Form 990PF Part IV - Capital Gains and Losses for Tax on Investment Income - Columns a - d

List and describe the kind(s) of property sold (e g , real estate, (a) 2-story brick warehouse, or common stock, 200 shs MLC Co )	(b) How acquired P—Purchase D—Donation	Date acquired (c) (mo , day, yr )	(d) Date sold (mo , day, yr )
157 HOST MARRIOTT CORP NEW		2013-11-19	2015-01-22
112 HOST MARRIOTT CORP NEW		2011-07-22	2015-01-22
192 HOST MARRIOTT CORP NEW		2011-10-27	2015-01-22
126 HOST MARRIOTT CORP NEW		2011-08-11	2015-01-22
24 LTC PPTYS INC		2014-10-14	2015-01-22
24 LTC PPTYS INC		2011-07-22	2015-01-22
88 LTC PPTYS INC		2011-08-31	2015-01-22
111 LEXINGTON CORPORATE PPTYS TR		2014-10-14	2015-01-22
1543 LEXINGTON CORPORATE PPTYS TR		2011-12-28	2015-01-22
157 MONMOUTH REAL ESTATE INVT CORP		2011-07-22	2015-01-22

Form 990PF Part IV - Capital Gains and Losses for Tax on Investment Income - Columns e - h

(e) Gross sales price	Depreciation allowed (f) (or allowable)	Cost or other basis (g) plus expense of sale	Gain or (loss) (h) (e) plus (f) minus (g)
3,751		2,940	811
2,676		1,901	775
4,587		2,803	1,784
3,010		1,576	1,434
1,161		935	226
1,161		656	505
4,257		2,294	1,963
1,269		1,116	153
17,636		10,418	7,218
1,859		1,158	701

Form 990PF Part IV - Capital Gains and Losses for Tax on Investment Income - Columns i - l

Complete only for assets showing gain in column (h) and owned by the foundation on 12/31/69			(l) Gains (Col (h) gain minus col (k), but not less than -0-) or Losses (from col (h))
(i) F M V as of 12/31/69	Adjusted basis (j) as of 12/31/69	Excess of col (i) (k) over col (j), if any	
			811
			775
			1,784
			1,434
			226
			505
			1,963
			153
			7,218
			701



Form 990PF Part IV - Capital Gains and Losses for Tax on Investment Income - Columns a - d

List and describe the kind(s) of property sold (e g , real estate, (a) 2-story brick warehouse, or common stock, 200 shs MLC Co )	(b) How acquired P—Purchase D—Donation	(c) Date acquired (mo , day, yr )	(d) Date sold (mo , day, yr )
166 MONMOUTH REAL ESTATE INVT CORP		2011-08-31	2015-01-22
179 MONMOUTH REAL ESTATE INVT CORP		2011-08-11	2015-01-22
174 MONMOUTH REAL ESTATE INVT CORP		2011-08-18	2015-01-22
66 NATIONAL RETAIL PPTYS INC		2014-10-14	2015-01-22
37 NATIONAL RETAIL PPTYS INC		2011-08-31	2015-01-22
116 NATIONAL RETAIL PPTYS INC		2011-07-22	2015-01-22
4236 232 OPPENHEIMER DVLPING MKTS-Y		2014-07-15	2015-01-22
4940 957 OPPENHEIMER DVLPING MKTS-Y		2012-08-08	2015-01-22
200 428 OPPENHEIMER DVLPING MKTS-Y		2011-09-14	2015-01-22
24 PUBLIC STORAGE, INC		2014-10-14	2015-01-22

Form 990PF Part IV - Capital Gains and Losses for Tax on Investment Income - Columns e - h

(e) Gross sales price	(f) Depreciation allowed (or allowable)	(g) Cost or other basis plus expense of sale	(h) Gain or (loss) (e) plus (f) minus (g)
1,965		1,172	793
2,119		1,216	903
2,060		1,020	1,040
2,880		2,412	468
1,615		971	644
5,062		2,925	2,137
151,784		170,000	-18,216
177,034		159,000	18,034
7,181		6,247	934
4,914		4,112	802

Form 990PF Part IV - Capital Gains and Losses for Tax on Investment Income - Columns i - l

Complete only for assets showing gain in column (h) and owned by the foundation on 12/31/69			(l) Gains (Col (h) gain minus col (k), but not less than -0-) or Losses (from col (h))
(i) F M V as of 12/31/69	(j) Adjusted basis as of 12/31/69	(k) Excess of col (i) over col (j), if any	
			793
			903
			1,040
			468
			644
			2,137
			-18,216
			18,034
			934
			802

Form 990PF Part IV - Capital Gains and Losses for Tax on Investment Income - Columns a - d

List and describe the kind(s) of property sold (e g , real estate, (a) 2-story brick warehouse, or common stock, 200 shs MLC Co )	How acquired P—Purchase (b) D—Donation	Date acquired (c) (mo , day, yr )	(d) Date sold (mo , day, yr )
16 PUBLIC STORAGE, INC		2013-08-09	2015-01-22
20 PUBLIC STORAGE, INC		2011-08-31	2015-01-22
86 PUBLIC STORAGE, INC		2011-07-22	2015-01-22
4 PUBLIC STORAGE, INC		2011-07-27	2015-01-22
61 PUBLIC STORAGE, INC		2011-08-18	2015-01-22
33 REALTY INCOME CORP COM		2014-10-14	2015-01-22
127 REALTY INCOME CORP COM		2011-07-22	2015-01-22
72 REALTY INCOME CORP COM		2011-10-27	2015-01-22
130 REALTY INCOME CORP COM		2011-08-18	2015-01-22
131 REALTY INCOME CORP COM		2011-08-11	2015-01-22

Form 990PF Part IV - Capital Gains and Losses for Tax on Investment Income - Columns e - h

(e) Gross sales price	Depreciation allowed (f) (or allowable)	Cost or other basis (g) plus expense of sale	Gain or (loss) (h) (e) plus (f) minus (g)
3,276		2,612	664
4,095		2,470	1,625
17,609		10,621	6,988
819		485	334
12,490		7,149	5,341
1,751		1,423	328
6,737		4,176	2,561
3,820		2,326	1,494
6,896		3,972	2,924
6,949		3,794	3,155

Form 990PF Part IV - Capital Gains and Losses for Tax on Investment Income - Columns i - l

Complete only for assets showing gain in column (h) and owned by the foundation on 12/31/69			Gains (Col (h) gain minus col (k), but not less than -0-) or (l) Losses (from col (h))
(i) F M V as of 12/31/69	Adjusted basis (j) as of 12/31/69	Excess of col (i) (k) over col (j), if any	
			664
			1,625
			6,988
			334
			5,341
			328
			2,561
			1,494
			2,924
			3,155

Form 990PF Part IV - Capital Gains and Losses for Tax on Investment Income - Columns a - d

List and describe the kind(s) of property sold (e g , real estate, (a) 2-story brick warehouse, or common stock, 200 shs MLC Co )	How acquired P—Purchase (b) D—Donation	Date acquired (c) (mo , day, yr )	(d) Date sold (mo , day, yr )
44 SENIOR HSG PPTYS TR		2014-10-14	2015-01-22
498 SENIOR HSG PPTYS TR		2011-12-28	2015-01-22
125 SENIOR HSG PPTYS TR		2012-06-28	2015-01-22
46 SILVER BAY RLTY TR CORP		2013-11-25	2015-01-22
16 SILVER BAY RLTY TR CORP		2013-11-20	2015-01-22
16 SILVER BAY RLTY TR CORP		2013-11-21	2015-01-22
124 SILVER BAY RLTY TR CORP		2013-11-19	2015-01-22
31 SIMON PPTY GROUP INC NEW		2014-10-14	2015-01-22
76 SIMON PPTY GROUP INC NEW		2011-08-31	2015-01-22
51 SIMON PPTY GROUP INC NEW		2011-08-18	2015-01-22

Form 990PF Part IV - Capital Gains and Losses for Tax on Investment Income - Columns e - h

(e) Gross sales price	Depreciation allowed (f) (or allowable)	Cost or other basis (g) plus expense of sale	Gain or (loss) (h) (e) plus (f) minus (g)
1,033		742	291
11,688		10,522	1,166
2,934		2,829	105
742		724	18
258		248	10
258		247	11
2,000		1,900	100
6,324		5,269	1,055
15,505		8,349	7,156
10,405		5,452	4,953

Form 990PF Part IV - Capital Gains and Losses for Tax on Investment Income - Columns i - l

Complete only for assets showing gain in column (h) and owned by the foundation on 12/31/69			Gains (Col (h) gain minus col (k), but not less than -0-) or (l) Losses (from col (h))
(i) F M V as of 12/31/69	Adjusted basis (j) as of 12/31/69	Excess of col (i) (k) over col (j), if any	
			291
			1,166
			105
			18
			10
			11
			100
			1,055
			7,156
			4,953

Form 990PF Part IV - Capital Gains and Losses for Tax on Investment Income - Columns a - d

List and describe the kind(s) of property sold (e g , real estate, (a) 2-story brick warehouse, or common stock, 200 shs MLC Co )	(b) How acquired P—Purchase D—Donation	(c) Date acquired (mo , day, yr )	(d) Date sold (mo , day, yr )
71 TANGER FACTORY OUTLET CTRS INC		2014-10-14	2015-01-22
77 TANGER FACTORY OUTLET CTRS INC		2011-12-28	2015-01-22
118 TANGER FACTORY OUTLET CTRS INC		2011-07-22	2015-01-22
55 TANGER FACTORY OUTLET CTRS INC		2011-10-27	2015-01-22
94 TANGER FACTORY OUTLET CTRS INC		2011-08-31	2015-01-22
8 TANGER FACTORY OUTLET CTRS INC		2011-07-22	2015-01-22
100 TANGER FACTORY OUTLET CTRS INC		2011-08-18	2015-01-22
91 TANGER FACTORY OUTLET CTRS INC		2011-08-11	2015-01-22
1387 67 TEMPLETON INTERNATIONAL BOND ADV		2011-10-26	2015-01-22
13138 115 TEMPLETON INTERNATIONAL BOND ADV		2011-09-14	2015-01-22

Form 990PF Part IV - Capital Gains and Losses for Tax on Investment Income - Columns e - h

(e) Gross sales price	(f) Depreciation allowed (or allowable)	(g) Cost or other basis plus expense of sale	(h) Gain or (loss) (e) plus (f) minus (g)
2,884		2,341	543
3,128		2,251	877
4,793		3,387	1,406
2,234		1,539	695
3,819		2,630	1,189
325		214	111
4,062		2,569	1,493
3,697		2,390	1,307
15,237		16,066	-829
144,257		147,223	-2,966

Form 990PF Part IV - Capital Gains and Losses for Tax on Investment Income - Columns i - l

Complete only for assets showing gain in column (h) and owned by the foundation on 12/31/69			(l) Gains (Col (h) gain minus col (k), but not less than -0-) or Losses (from col (h))
(i) F M V as of 12/31/69	(j) Adjusted basis as of 12/31/69	(k) Excess of col (i) over col (j), if any	
			543
			877
			1,406
			695
			1,189
			111
			1,493
			1,307
			-829
			-2,966

Form 990PF Part IV - Capital Gains and Losses for Tax on Investment Income - Columns a - d

List and describe the kind(s) of property sold (e g , real estate, (a) 2-story brick warehouse, or common stock, 200 shs MLC Co )	(b) How acquired P—Purchase D—Donation	(c) Date acquired (mo , day, yr )	(d) Date sold (mo , day, yr )
5 5 URBAN EDGE PPTYS		2014-10-14	2015-01-22
58 5 URBAN EDGE PPTYS		2013-11-19	2015-01-22
18 VENTAS INC COM		2014-10-14	2015-01-22
3 VENTAS INC COM		2011-07-22	2015-01-22
43 VENTAS INC COM		2011-10-27	2015-01-22
50 VENTAS INC COM		2011-08-31	2015-01-22
9 VORNADO RLTY TR SH BEN INT		2014-10-14	2015-01-22
41 WEINGARTEN REALTY INVST		2014-10-14	2015-01-22
2 WEINGARTEN REALTY INVST		2011-07-22	2015-01-22
150 WEINGARTEN REALTY INVST		2011-08-31	2015-01-22

Form 990PF Part IV - Capital Gains and Losses for Tax on Investment Income - Columns e - h

(e) Gross sales price	(f) Depreciation allowed (or allowable)	(g) Cost or other basis plus expense of sale	(h) Gain or (loss) (e) plus (f) minus (g)
136		109	27
1,448		998	450
1,435		1,193	242
239		167	72
3,428		2,356	1,072
3,986		2,676	1,310
1,030		851	179
1,555		1,380	175
76		53	23
5,690		3,672	2,018

Form 990PF Part IV - Capital Gains and Losses for Tax on Investment Income - Columns i - l

Complete only for assets showing gain in column (h) and owned by the foundation on 12/31/69			(l) Gains (Col (h) gain minus col (k), but not less than -0-) or Losses (from col (h))
(i) F M V as of 12/31/69	(j) Adjusted basis as of 12/31/69	(k) Excess of col (i) over col (j), if any	
			27
			450
			242
			72
			1,072
			1,310
			179
			175
			23
			2,018

Form 990PF Part IV - Capital Gains and Losses for Tax on Investment Income - Columns a - d

List and describe the kind(s) of property sold (e g , real estate, (a) 2-story brick warehouse, or common stock, 200 shs MLC Co )	(b) How acquired P—Purchase D—Donation	(c) Date acquired (mo , day, yr )	(d) Date sold (mo , day, yr )
89 WEINGARTEN REALTY INVST		2011-10-27	2015-01-22
9 WEINGARTEN REALTY INVST		2011-08-18	2015-01-22
58 WEYERHAEUSER CO COM		2014-10-14	2015-01-22
105 WEYERHAEUSER CO COM		2013-11-19	2015-01-22
38 WP GLIMCHER IN COM		2011-08-31	2015-01-23
67 WP GLIMCHER IN COM		2011-08-18	2015-01-23
66 WP GLIMCHER IN COM		2011-08-11	2015-01-23
10 ALBEMARLE CORP COM		2014-09-04	2015-01-27
12 ALBEMARLE CORP COM		2013-10-10	2015-01-27
11 ALBEMARLE CORP COM		2013-08-14	2015-01-27

Form 990PF Part IV - Capital Gains and Losses for Tax on Investment Income - Columns e - h

(e) Gross sales price	(f) Depreciation allowed (or allowable)	(g) Cost or other basis plus expense of sale	(h) Gain or (loss) (e) plus (f) minus (g)
3,376		2,102	1,274
341		201	140
2,110		1,894	216
3,820		3,114	706
681		532	149
1,201		912	289
1,183		889	294
567		638	-71
681		764	-83
624		696	-72

Form 990PF Part IV - Capital Gains and Losses for Tax on Investment Income - Columns i - l

Complete only for assets showing gain in column (h) and owned by the foundation on 12/31/69			(l) Gains (Col (h) gain minus col (k), but not less than -0-) or Losses (from col (h))
(i) F M V as of 12/31/69	(j) Adjusted basis as of 12/31/69	(k) Excess of col (i) over col (j), if any	
			1,274
			140
			216
			706
			149
			289
			294
			-71
			-83
			-72

Form 990PF Part IV - Capital Gains and Losses for Tax on Investment Income - Columns a - d

List and describe the kind(s) of property sold (e g , real estate, (a) 2-story brick warehouse, or common stock, 200 shs MLC Co )	(b) How acquired P—Purchase D—Donation	(c) Date acquired (mo , day, yr )	(d) Date sold (mo , day, yr )
221 ALBEMARLE CORP COM		2012-01-19	2015-01-27
22 ALBEMARLE CORP COM		2012-01-18	2015-01-27
625 MEDTRONIC TO MEDTRONIC PLC TAXABLE EXCHANGE			2015-01-27
2 NEWMARKET CORP		2014-09-04	2015-01-27
15 OLD DOMINION FGHT LINE INC		2014-09-04	2015-01-27
71 TAIWAN SEMICONDUCTOR MFG CO LTD ADR [NQID]		2014-10-14	2015-01-27
76 TAIWAN SEMICONDUCTOR MFG CO LTD ADR [NQID]		2013-06-13	2015-01-27
860 REGENCY ENERGY PARTNERS [LP]		2015-01-29	2015-02-02
75 SWATCH GROUP AG ADR [QDI]		2013-06-13	2015-02-02
54 SWATCH GROUP AG ADR [QDI]		2011-08-31	2015-02-02

Form 990PF Part IV - Capital Gains and Losses for Tax on Investment Income - Columns e - h

(e) Gross sales price	(f) Depreciation allowed (or allowable)	(g) Cost or other basis plus expense of sale	(h) Gain or (loss) (e) plus (f) minus (g)
12,537		13,111	-574
1,248		1,286	-38
48,094		21,202	26,892
865		830	35
1,105		1,041	64
1,713		1,439	274
1,834		1,382	452
22,252		21,026	1,226
1,506		2,148	-642
1,084		1,257	-173

Form 990PF Part IV - Capital Gains and Losses for Tax on Investment Income - Columns i - l

Complete only for assets showing gain in column (h) and owned by the foundation on 12/31/69			(l) Gains (Col (h) gain minus col (k), but not less than -0-) or Losses (from col (h))
(i) F M V as of 12/31/69	(j) Adjusted basis as of 12/31/69	(k) Excess of col (i) over col (j), if any	
			-574
			-38
			26,892
			35
			64
			274
			452
			1,226
			-642
			-173

Form 990PF Part IV - Capital Gains and Losses for Tax on Investment Income - Columns a - d

List and describe the kind(s) of property sold (e g , real estate, (a) 2-story brick warehouse, or common stock, 200 shs MLC Co )	(b) How acquired P—Purchase D—Donation	(c) Date acquired (mo , day, yr )	(d) Date sold (mo , day, yr )
123 SWATCH GROUP AG ADR [QDI]		2011-10-27	2015-02-02
90 SWATCH GROUP AG ADR [QDI]		2011-11-10	2015-02-02
41 SWATCH GROUP AG ADR [QDI]		2011-11-10	2015-02-03
68 SWATCH GROUP AG ADR [QDI]		2011-12-07	2015-02-03
63 SWATCH GROUP AG ADR [QDI]		2011-12-07	2015-02-03
215 HILLENBRAND INC		2014-06-24	2015-02-11
109 QORVO INC		2014-12-09	2015-02-11
8 ANHEUSER BUSCH INBEV SA/NV SPONSORED ADR [QDI]		2014-10-14	2015-02-18
32 ANHEUSER BUSCH INBEV SA/NV SPONSORED ADR [QDI]		2013-06-13	2015-02-18
2 ANHEUSER BUSCH INBEV SA/NV SPONSORED ADR [QDI]		2012-05-04	2015-02-18

Form 990PF Part IV - Capital Gains and Losses for Tax on Investment Income - Columns e - h

(e) Gross sales price	(f) Depreciation allowed (or allowable)	(g) Cost or other basis plus expense of sale	(h) Gain or (loss) (e) plus (f) minus (g)
2,470		2,737	-267
1,807		1,771	36
835		807	28
1,384		1,322	62
1,275		1,225	50
6,511		6,945	-434
7,064		6,669	395
972		850	122
3,886		2,944	942
243		147	96

Form 990PF Part IV - Capital Gains and Losses for Tax on Investment Income - Columns i - l

Complete only for assets showing gain in column (h) and owned by the foundation on 12/31/69			(l) Gains (Col (h) gain minus col (k), but not less than -0-) or Losses (from col (h))
(i) F M V as of 12/31/69	(j) Adjusted basis as of 12/31/69	(k) Excess of col (i) over col (j), if any	
			-267
			36
			28
			62
			50
			-434
			395
			122
			942
			96



Form 990PF Part IV - Capital Gains and Losses for Tax on Investment Income - Columns a - d

List and describe the kind(s) of property sold (e g , real estate, (a) 2-story brick warehouse, or common stock, 200 shs MLC Co )	(b) How acquired P—Purchase D—Donation	Date acquired (c) (mo , day, yr )	(d) Date sold (mo , day, yr )
3 OLD DOMINION FGHT LINE INC		2014-09-04	2015-02-18
223 OLD DOMINION FGHT LINE INC		2012-01-18	2015-02-18
18 TREDEGAR INDUSTRIES, INC		2012-01-19	2015-02-18
196 PERRIGO CO PLC [QDI]		2013-12-19	2015-02-18
9 PERRIGO CO PLC [QDI]		2014-10-08	2015-02-18
41 TREDEGAR INDUSTRIES, INC		2012-01-19	2015-02-19
25000 U S BANCORP MTNS BK 07/27/10 2 450 07/27/15		2014-07-11	2015-02-19
44 COVANCE INC COM		2011-07-22	2015-02-20
48 COVANCE INC COM		2011-12-14	2015-02-20
14 APPLE COMPUTER INC COM		2014-05-23	2015-02-23

Form 990PF Part IV - Capital Gains and Losses for Tax on Investment Income - Columns e - h

(e) Gross sales price	(f) Depreciation allowed (or allowable)	(g) Cost or other basis plus expense of sale	(h) Gain or (loss) (e) plus (f) minus (g)
230		208	22
17,085		6,017	11,068
394		444	-50
29,552		30,447	-895
1,357		1,357	
898		1,012	-114
25,220		25,280	-60
4,709		2,717	1,992
5,137		2,100	3,037
1,851		1,215	636

Form 990PF Part IV - Capital Gains and Losses for Tax on Investment Income - Columns i - l

Complete only for assets showing gain in column (h) and owned by the foundation on 12/31/69			(l) Gains (Col (h) gain minus col (k), but not less than -0-) or Losses (from col (h))
(i) F M V as of 12/31/69	(j) Adjusted basis as of 12/31/69	(k) Excess of col (i) over col (j), if any	
			22
			11,068
			-50
			-895
			-114
			-60
			1,992
			3,037
			636

Form 990PF Part IV - Capital Gains and Losses for Tax on Investment Income - Columns a - d

List and describe the kind(s) of property sold (e g , real estate, (a) 2-story brick warehouse, or common stock, 200 shs MLC Co )	(b) How acquired P—Purchase D—Donation	(c) Date acquired (mo , day, yr )	(d) Date sold (mo , day, yr )
113 APPLE COMPUTER INC COM		2014-02-12	2015-02-23
936 ENBRIDGE ENERGY MGMT L L C SHS UNITS REPSTG LTD LIABILITY		2015-01-29	2015-02-25
721 ORBITAL ATK INC		2014-06-26	2015-02-25
711 LABORATORY CORP AMER HLDGS		2015-02-20	2015-02-27
825 MYLAN LABS INC COM		2011-06-07	2015-03-02
16 AMERICAN EXPRESS CO COM		2014-10-08	2015-03-03
348 AMERICAN EXPRESS CO COM		2013-05-17	2015-03-03
16 UNITEDHEALTH GROUP INC		2014-10-08	2015-03-03
26 UNITEDHEALTH GROUP INC		2013-07-26	2015-03-03
425 DOVER CORP COM		2014-03-26	2015-03-05

Form 990PF Part IV - Capital Gains and Losses for Tax on Investment Income - Columns e - h

(e) Gross sales price	(f) Depreciation allowed (or allowable)	(g) Cost or other basis plus expense of sale	(h) Gain or (loss) (e) plus (f) minus (g)
14,943		8,676	6,267
35		34	1
49		49	
88		83	5
47,607		18,676	28,931
1,301		1,394	-93
28,299		25,512	2,787
1,804		1,387	417
2,932		1,875	1,057
30,430		34,802	-4,372

Form 990PF Part IV - Capital Gains and Losses for Tax on Investment Income - Columns i - l

Complete only for assets showing gain in column (h) and owned by the foundation on 12/31/69			(l) Gains (Col (h) gain minus col (k), but not less than -0-) or Losses (from col (h))
(i) F M V as of 12/31/69	(j) Adjusted basis as of 12/31/69	(k) Excess of col (i) over col (j), if any	
			6,267
			1
			5
			28,931
			-93
			2,787
			417
			1,057
			-4,372

Form 990PF Part IV - Capital Gains and Losses for Tax on Investment Income - Columns a - d

List and describe the kind(s) of property sold (e g , real estate, (a) 2-story brick warehouse, or common stock, 200 shs MLC Co )	(b) How acquired P—Purchase D—Donation	(c) Date acquired (mo , day, yr )	(d) Date sold (mo , day, yr )
32318 501 HARDING LOEVNER FRONTIER		2014-08-19	2015-03-05
583 882 MAINSTAY MARKETFIELD I		2013-05-08	2015-03-05
4733 728 MAINSTAY MARKETFIELD I		2013-06-12	2015-03-05
19692 308 MAINSTAY MARKETFIELD I		2013-01-11	2015-03-05
800 UNILEVER N V NEW YORK SHS [QDI]		2011-08-10	2015-03-05
25000 FREDDIE MAC 01/17/13 0 875 03/07/18		2013-07-26	2015-03-06
5000 UNITED STATES TREAS NTS 12/31/14 2 125 12/31/21		2015-01-22	2015-03-09
357 XINYI GLASS HLDGS LTD ADS REPSTG 20 SHS [NQDI]		2012-07-09	2015-03-12
45 MAGELLAN MIDSTREAM PARTNERS [LP]		2015-01-29	2015-03-18
57 TC PIPELINES LP UNIT COM [LP]		2015-01-29	2015-03-18

Form 990PF Part IV - Capital Gains and Losses for Tax on Investment Income - Columns e - h

(e) Gross sales price	(f) Depreciation allowed (or allowable)	(g) Cost or other basis plus expense of sale	(h) Gain or (loss) (e) plus (f) minus (g)
276,000		317,368	-41,368
9,424		9,897	-473
76,402		80,000	-3,598
317,834		320,000	-2,166
35,087		24,928	10,159
24,753		24,354	399
5,045		5,146	-101
4,091		4,015	76
3,455		3,389	66
3,470		3,565	-95

Form 990PF Part IV - Capital Gains and Losses for Tax on Investment Income - Columns i - l

Complete only for assets showing gain in column (h) and owned by the foundation on 12/31/69			(l) Gains (Col (h) gain minus col (k), but not less than -0-) or Losses (from col (h))
(i) F M V as of 12/31/69	(j) Adjusted basis as of 12/31/69	(k) Excess of col (i) over col (j), if any	
			-41,368
			-473
			-3,598
			-2,166
			10,159
			399
			-101
			76
			66
			-95

Form 990PF Part IV - Capital Gains and Losses for Tax on Investment Income - Columns a - d

List and describe the kind(s) of property sold (e g , real estate, (a) 2-story brick warehouse, or common stock, 200 shs MLC Co )	(b) How acquired P—Purchase D—Donation	(c) Date acquired (mo , day, yr )	(d) Date sold (mo , day, yr )
13 ACADIA HEALTHCARE CO INC		2014-03-11	2015-03-27
1 ACADIA HEALTHCARE CO INC		2014-03-12	2015-03-27
37 ACETO CHEM INC COMMON		2014-03-11	2015-03-27
75 AMERICAN RAILCAR INDUSTRIES		2014-03-11	2015-03-27
14 ASTRONICS CORP		2014-03-11	2015-03-27
28 COLUMBIA SPORTSWEAR CO		2014-12-10	2015-03-27
102 CONSOLIDATED COMMUNICATIONS HLDGS INC		2014-03-11	2015-03-27
46 CONSOLIDATED COMMUNICATIONS HLDGS INC		2014-03-11	2015-03-27
35 CONVERGYS CORP		2014-03-11	2015-03-27
54 FEDERAL SIGNAL CORP COM		2014-03-11	2015-03-27

Form 990PF Part IV - Capital Gains and Losses for Tax on Investment Income - Columns e - h

(e) Gross sales price	(f) Depreciation allowed (or allowable)	(g) Cost or other basis plus expense of sale	(h) Gain or (loss) (e) plus (f) minus (g)
926		598	328
71		46	25
811		713	98
3,688		5,250	-1,562
1,005		748	257
1,672		1,253	419
2,148		1,938	210
970		874	96
777		724	53
859		785	74

Form 990PF Part IV - Capital Gains and Losses for Tax on Investment Income - Columns i - l

Complete only for assets showing gain in column (h) and owned by the foundation on 12/31/69			(l) Gains (Col (h) gain minus col (k), but not less than -0-) or Losses (from col (h))
(i) F M V as of 12/31/69	(j) Adjusted basis as of 12/31/69	(k) Excess of col (i) over col (j), if any	
			328
			25
			98
			-1,562
			257
			419
			210
			96
			53
			74

Form 990PF Part IV - Capital Gains and Losses for Tax on Investment Income - Columns a - d

List and describe the kind(s) of property sold (e g , real estate, (a) 2-story brick warehouse, or common stock, 200 shs MLC Co )	(b) How acquired P—Purchase D—Donation	(c) Date acquired (mo , day, yr )	(d) Date sold (mo , day, yr )
62 GRAPHIC PACKAGING HLDG CO		2014-03-11	2015-03-27
19 LANNET CO INC		2014-09-30	2015-03-27
29 LIGAND PHARMACEUTICALS INC		2014-03-11	2015-03-27
34 MANHATTAN ASSOCIATES INC		2014-03-11	2015-03-27
32 METHODE ELECTRONICS INC CL A		2014-03-12	2015-03-27
202 OMEGA HEALTHCARE		2014-03-11	2015-03-27
158 PTC INC		2014-03-11	2015-03-27
28 PEBBLEBROOK HOTEL TR		2014-03-11	2015-03-27
72 PERFICIENT INC		2014-03-11	2015-03-27
40 SABRA HEALTH CARE REIT INC		2014-03-12	2015-03-27

Form 990PF Part IV - Capital Gains and Losses for Tax on Investment Income - Columns e - h

(e) Gross sales price	(f) Depreciation allowed (or allowable)	(g) Cost or other basis plus expense of sale	(h) Gain or (loss) (e) plus (f) minus (g)
889		639	250
1,230		875	355
2,119		2,039	80
1,721		1,347	374
1,464		1,090	374
8,111		6,543	1,568
5,686		6,121	-435
1,274		960	314
1,460		1,397	63
1,317		1,067	250

Form 990PF Part IV - Capital Gains and Losses for Tax on Investment Income - Columns i - l

Complete only for assets showing gain in column (h) and owned by the foundation on 12/31/69			(l) Gains (Col (h) gain minus col (k), but not less than -0-) or Losses (from col (h))
(i) F M V as of 12/31/69	(j) Adjusted basis as of 12/31/69	(k) Excess of col (i) over col (j), if any	
			250
			355
			80
			374
			374
			1,568
			-435
			314
			63
			250

Form 990PF Part IV - Capital Gains and Losses for Tax on Investment Income - Columns a - d

List and describe the kind(s) of property sold (e g , real estate, (a) 2-story brick warehouse, or common stock, 200 shs MLC Co )	(b) How acquired P—Purchase D—Donation	(c) Date acquired (mo , day, yr )	(d) Date sold (mo , day, yr )
16 SKECHERS USA INC - CL A		2014-06-24	2015-03-27
28 SONIC CORP COM		2014-03-11	2015-03-27
100 TOWER INTL INC		2014-03-11	2015-03-27
61 TOWER INTL INC		2014-03-11	2015-03-27
9 VAIL RESORTS INC COM		2015-02-11	2015-03-27
5 ZEBRA TECHNOLOGIES CORP CL A COM		2014-12-09	2015-03-27
43 AMBARELLA INC SEDOL B7KH3G6		2014-06-24	2015-03-27
32 TOWER INTL INC		2014-03-11	2015-03-30
80 TOWER INTL INC		2014-09-30	2015-03-30
5 GRAMERCY PPTY TR INC COM NEW		2014-11-13	2015-03-31

Form 990PF Part IV - Capital Gains and Losses for Tax on Investment Income - Columns e - h

(e) Gross sales price	(f) Depreciation allowed (or allowable)	(g) Cost or other basis plus expense of sale	(h) Gain or (loss) (e) plus (f) minus (g)
1,133		728	405
892		578	314
2,610		2,644	-34
1,568		1,613	-45
907		779	128
436		381	55
3,008		1,346	1,662
831		846	-15
2,077		2,035	42
14		12	2

Form 990PF Part IV - Capital Gains and Losses for Tax on Investment Income - Columns i - l

Complete only for assets showing gain in column (h) and owned by the foundation on 12/31/69			(l) Gains (Col (h) gain minus col (k), but not less than -0-) or Losses (from col (h))
(i) F M V as of 12/31/69	(j) Adjusted basis as of 12/31/69	(k) Excess of col (i) over col (j), if any	
			405
			314
			-34
			-45
			128
			55
			1,662
			-15
			42
			2

Form 990PF Part IV - Capital Gains and Losses for Tax on Investment Income - Columns a - d

List and describe the kind(s) of property sold (e g , real estate, (a) 2-story brick warehouse, or common stock, 200 shs MLC Co )	(b) How acquired P—Purchase D—Donation	(c) Date acquired (mo , day, yr )	(d) Date sold (mo , day, yr )
96 INTERNATIONAL GAME TECH		2011-07-22	2015-04-08
104 INTERNATIONAL GAME TECH		2011-12-14	2015-04-08
102 INTERNATIONAL GAME TECH		2012-01-27	2015-04-08
933 INTERNATIONA GAME TECH PLC ISIN# GB00BVG7F061		2015-04-08	2015-04-08
731 ABBOTT LABS		2015-03-03	2015-04-15
127 ACTIVISION BLIZZARD INC		2012-03-23	2015-04-15
33 ADOBE SYS INC COM		2015-02-09	2015-04-15
19 ADOBE SYS INC COM		2014-10-08	2015-04-15
413 ADOBE SYS INC COM		2013-01-02	2015-04-15
37 AGILENT TECHNOLOGIES INC		2011-07-22	2015-04-15

Form 990PF Part IV - Capital Gains and Losses for Tax on Investment Income - Columns e - h

(e) Gross sales price	(f) Depreciation allowed (or allowable)	(g) Cost or other basis plus expense of sale	(h) Gain or (loss) (e) plus (f) minus (g)
1,719		1,761	-42
1,862		1,652	210
1,826		1,650	176
18		18	
34,239		34,182	57
2,910		1,618	1,292
2,511		2,397	114
1,445		1,289	156
31,421		15,751	15,670
1,607		1,256	351

Form 990PF Part IV - Capital Gains and Losses for Tax on Investment Income - Columns i - l

Complete only for assets showing gain in column (h) and owned by the foundation on 12/31/69			(l) Gains (Col (h) gain minus col (k), but not less than -0-) or Losses (from col (h))
(i) F M V as of 12/31/69	(j) Adjusted basis as of 12/31/69	(k) Excess of col (i) over col (j), if any	
			-42
			210
			176
			57
			1,292
			114
			156
			15,670
			351

Form 990PF Part IV - Capital Gains and Losses for Tax on Investment Income - Columns a - d

List and describe the kind(s) of property sold (e g , real estate, (a) 2-story brick warehouse, or common stock, 200 shs MLC Co )	(b) How acquired P—Purchase D—Donation	(c) Date acquired (mo , day, yr )	(d) Date sold (mo , day, yr )
58 AKAMAI TECHNOLOGIES INC		2011-07-22	2015-04-15
46 ALLEGHENY TECHNOLOGIES INC		2013-01-10	2015-04-15
51 AMERICAN TOWER CORP		2011-12-14	2015-04-15
18 AMERISOURCEBERGEN CORP		2014-10-08	2015-04-15
477 AMERISOURCEBERGEN CORP		2013-06-04	2015-04-15
35 AMERISOURCEBERGEN CORP		2013-03-13	2015-04-15
13 AMPHENOL CORP NEW		2014-10-08	2015-04-15
559 AMPHENOL CORP NEW		2014-08-19	2015-04-15
538 ANALOG DEVICES INC COM		2013-07-26	2015-04-15
18 ANALOG DEVICES INC COM		2014-10-08	2015-04-15

Form 990PF Part IV - Capital Gains and Losses for Tax on Investment Income - Columns e - h

(e) Gross sales price	(f) Depreciation allowed (or allowable)	(g) Cost or other basis plus expense of sale	(h) Gain or (loss) (e) plus (f) minus (g)
4,143		1,740	2,403
1,435		1,423	12
4,863		2,952	1,911
2,045		1,402	643
54,205		25,257	28,948
3,979		1,707	2,272
770		1,295	-525
33,122		27,876	5,246
34,367		26,079	8,288
1,150		859	291

Form 990PF Part IV - Capital Gains and Losses for Tax on Investment Income - Columns i - l

Complete only for assets showing gain in column (h) and owned by the foundation on 12/31/69			(l) Gains (Col (h) gain minus col (k), but not less than -0-) or Losses (from col (h))
(i) F M V as of 12/31/69	(j) Adjusted basis as of 12/31/69	(k) Excess of col (i) over col (j), if any	
			2,403
			12
			1,911
			643
			28,948
			2,272
			-525
			5,246
			8,288
			291



Form 990PF Part IV - Capital Gains and Losses for Tax on Investment Income - Columns a - d

List and describe the kind(s) of property sold (e g , real estate, (a) 2-story brick warehouse, or common stock, 200 shs MLC Co )	How acquired P—Purchase (b) D—Donation	Date acquired (c) (mo , day, yr )	(d) Date sold (mo , day, yr )
29 ANSYS INC COM		2011-12-14	2015-04-15
18 APPLE COMPUTER INC COM		2014-10-08	2015-04-15
49 APPLE COMPUTER INC COM		2011-11-10	2015-04-15
56 APPLE COMPUTER INC COM		2011-08-31	2015-04-15
70 APPLE COMPUTER INC COM		2011-12-14	2015-04-15
84 APPLE COMPUTER INC COM		2011-08-17	2015-04-15
70 APPLE COMPUTER INC COM		2011-11-28	2015-04-15
84 APPLE COMPUTER INC COM		2011-08-18	2015-04-15
10 AUTODESK INC COM		2013-12-16	2015-04-15
39 AUTODESK INC COM		2011-07-22	2015-04-15

Form 990PF Part IV - Capital Gains and Losses for Tax on Investment Income - Columns e - h

(e) Gross sales price	Depreciation allowed (f) (or allowable)	Cost or other basis (g) plus expense of sale	Gain or (loss) (h) (e) plus (f) minus (g)
2,540		1,680	860
2,279		1,818	461
6,205		2,703	3,502
7,092		3,087	4,005
8,865		3,801	5,064
10,638		4,548	6,090
8,865		3,730	5,135
10,638		4,416	6,222
616		477	139
2,402		1,436	966

Form 990PF Part IV - Capital Gains and Losses for Tax on Investment Income - Columns i - l

Complete only for assets showing gain in column (h) and owned by the foundation on 12/31/69			Gains (Col (h) gain minus col (k), but not less than -0-) or (l) Losses (from col (h))
(i) F M V as of 12/31/69	Adjusted basis (j) as of 12/31/69	Excess of col (i) (k) over col (j), if any	
			860
			461
			3,502
			4,005
			5,064
			6,090
			5,135
			6,222
			139
			966

Form 990PF Part IV - Capital Gains and Losses for Tax on Investment Income - Columns a - d

List and describe the kind(s) of property sold (e g , real estate, (a) 2-story brick warehouse, or common stock, 200 shs MLC Co )	(b) How acquired P—Purchase D—Donation	(c) Date acquired (mo , day, yr )	(d) Date sold (mo , day, yr )
389 AUTOMATIC DATA PROCESSING INC COM		2014-11-05	2015-04-15
14 BARD C R INC COM		2011-07-22	2015-04-15
13 BIO RAD LABS INC CL A		2011-07-22	2015-04-15
81 BIOGEN INC		2014-08-19	2015-04-15
3 BIOGEN INC		2014-10-08	2015-04-15
57 BORG-WARNER AUTOMOTIVE INC		2011-07-22	2015-04-15
18 BOSTON PROPERTIES INC COM		2011-07-22	2015-04-15
331 BROWN FORMAN INC CL B		2014-03-28	2015-04-15
17 BROWN FORMAN INC CL B		2014-10-08	2015-04-15
43 CBRE GROUP INC		2013-09-16	2015-04-15

Form 990PF Part IV - Capital Gains and Losses for Tax on Investment Income - Columns e - h

(e) Gross sales price	(f) Depreciation allowed (or allowable)	(g) Cost or other basis plus expense of sale	(h) Gain or (loss) (e) plus (f) minus (g)
33,334		32,704	630
2,372		1,411	961
1,791		1,533	258
34,997		27,930	7,067
1,296		975	321
3,466		2,180	1,286
2,461		2,025	436
30,822		29,433	1,389
1,583		1,512	71
1,651		1,026	625

Form 990PF Part IV - Capital Gains and Losses for Tax on Investment Income - Columns i - l

Complete only for assets showing gain in column (h) and owned by the foundation on 12/31/69			(l) Gains (Col (h) gain minus col (k), but not less than -0-) or Losses (from col (h))
(i) F M V as of 12/31/69	(j) Adjusted basis as of 12/31/69	(k) Excess of col (i) over col (j), if any	
			630
			961
			258
			7,067
			321
			1,286
			436
			1,389
			71
			625

Form 990PF Part IV - Capital Gains and Losses for Tax on Investment Income - Columns a - d

List and describe the kind(s) of property sold (e g , real estate, (a) 2-story brick warehouse, or common stock, 200 shs MLC Co )	(b) How acquired P—Purchase D—Donation	Date acquired (c) (mo , day, yr )	(d) Date sold (mo , day, yr )
70 CBRE GROUP INC		2012-03-14	2015-04-15
106 CSX CORP COM		2011-07-22	2015-04-15
30 CABOT CORP COM		2013-10-02	2015-04-15
17 CELGENE CORP		2014-10-08	2015-04-15
366 CELGENE CORP		2013-06-04	2015-04-15
511 CERNER CORP COM		2014-10-03	2015-04-15
22 CERNER CORP COM		2014-10-08	2015-04-15
19 COLGATE PALMOLIVE CO COM		2014-10-08	2015-04-15
53 COLGATE PALMOLIVE CO COM		2011-12-14	2015-04-15
88 COLGATE PALMOLIVE CO COM		2011-11-28	2015-04-15

Form 990PF Part IV - Capital Gains and Losses for Tax on Investment Income - Columns e - h

(e) Gross sales price	(f) Depreciation allowed (or allowable)	(g) Cost or other basis plus expense of sale	(h) Gain or (loss) (e) plus (f) minus (g)
2,687		1,420	1,267
3,508		2,702	806
1,405		1,278	127
2,011		1,612	399
43,290		21,503	21,787
37,507		30,736	6,771
1,615		1,302	313
1,327		1,248	79
3,703		2,379	1,324
6,148		3,874	2,274

Form 990PF Part IV - Capital Gains and Losses for Tax on Investment Income - Columns i - l

Complete only for assets showing gain in column (h) and owned by the foundation on 12/31/69			(l) Gains (Col (h) gain minus col (k), but not less than -0-) or Losses (from col (h))
(i) F M V as of 12/31/69	(j) Adjusted basis as of 12/31/69	(k) Excess of col (i) over col (j), if any	
			1,267
			806
			127
			399
			21,787
			6,771
			313
			79
			1,324
			2,274

Form 990PF Part IV - Capital Gains and Losses for Tax on Investment Income - Columns a - d

List and describe the kind(s) of property sold (e g , real estate, (a) 2-story brick warehouse, or common stock, 200 shs MLC Co )	(b) How acquired P—Purchase D—Donation	(c) Date acquired (mo , day, yr )	(d) Date sold (mo , day, yr )
86 COLGATE PALMOLIVE CO COM		2011-11-10	2015-04-15
92 COLGATE PALMOLIVE CO COM		2011-08-17	2015-04-15
92 COLGATE PALMOLIVE CO COM		2011-08-18	2015-04-15
10 COSTCO WHSL CORP NEW		2014-10-08	2015-04-15
222 COSTCO WHSL CORP NEW		2014-05-16	2015-04-15
11 CUMMINS ENGINE INC COM		2011-07-22	2015-04-15
13 CUMMINS ENGINE INC COM		2011-12-14	2015-04-15
188 D R HORTON INC COM		2011-07-22	2015-04-15
35 DARDEN RESTAURANTS INC		2011-07-22	2015-04-15
44 DENTSPLY INTL INC NEW COM		2015-02-25	2015-04-15

Form 990PF Part IV - Capital Gains and Losses for Tax on Investment Income - Columns e - h

(e) Gross sales price	(f) Depreciation allowed (or allowable)	(g) Cost or other basis plus expense of sale	(h) Gain or (loss) (e) plus (f) minus (g)
6,008		3,759	2,249
6,427		3,956	2,471
6,427		3,871	2,556
1,495		1,289	206
33,180		25,599	7,581
1,511		1,179	332
1,785		1,126	659
5,489		2,261	3,228
2,353		1,870	483
2,257		2,344	-87

Form 990PF Part IV - Capital Gains and Losses for Tax on Investment Income - Columns i - l

Complete only for assets showing gain in column (h) and owned by the foundation on 12/31/69			(l) Gains (Col (h) gain minus col (k), but not less than -0-) or Losses (from col (h))
(i) F M V as of 12/31/69	(j) Adjusted basis as of 12/31/69	(k) Excess of col (i) over col (j), if any	
			2,249
			2,471
			2,556
			206
			7,581
			332
			659
			3,228
			483
			-87

Form 990PF Part IV - Capital Gains and Losses for Tax on Investment Income - Columns a - d

List and describe the kind(s) of property sold (e g , real estate, (a) 2-story brick warehouse, or common stock, 200 shs MLC Co )	How acquired P—Purchase (b) D—Donation	Date acquired (c) (mo , day, yr )	(d) Date sold (mo , day, yr )
17 DISNEY WALT CO (HOLDING COMPANY)		2014-10-08	2015-04-15
385 DISNEY WALT CO (HOLDING COMPANY)		2013-05-17	2015-04-15
25 DOVER CORP COM		2014-07-25	2015-04-15
14 EOG RES INC		2014-10-08	2015-04-15
330 EOG RES INC		2013-08-14	2015-04-15
45 EASTMAN CHEM CO COM		2011-07-22	2015-04-15
68 EATON VANCE CORP COM NON VTG		2011-07-22	2015-04-15
44 ECHOSTAR HOLDING CORP CL A		2013-02-21	2015-04-15
11 ECOLAB INC COM		2014-10-08	2015-04-15
254 ECOLAB INC COM		2014-04-11	2015-04-15

Form 990PF Part IV - Capital Gains and Losses for Tax on Investment Income - Columns e - h

(e) Gross sales price	Depreciation allowed (f) (or allowable)	Cost or other basis (g) plus expense of sale	Gain or (loss) (h) (e) plus (f) minus (g)
1,821		1,495	326
41,248		25,614	15,634
1,847		2,218	-371
1,370		1,316	54
32,285		26,163	6,122
3,384		2,345	1,039
2,908		1,936	972
2,265		1,744	521
1,288		1,246	42
29,740		26,570	3,170

Form 990PF Part IV - Capital Gains and Losses for Tax on Investment Income - Columns i - l

Complete only for assets showing gain in column (h) and owned by the foundation on 12/31/69			Gains (Col (h) gain minus col (k), but not less than -0-) or (l) Losses (from col (h))
(i) F M V as of 12/31/69	Adjusted basis (j) as of 12/31/69	Excess of col (i) (k) over col (j), if any	
			326
			15,634
			-371
			54
			6,122
			1,039
			972
			521
			42
			3,170

Form 990PF Part IV - Capital Gains and Losses for Tax on Investment Income - Columns a - d

List and describe the kind(s) of property sold (e g , real estate, (a) 2-story brick warehouse, or common stock, 200 shs MLC Co )	How acquired P—Purchase (b) D—Donation	Date acquired (c) (mo , day, yr )	(d) Date sold (mo , day, yr )
429 EMERSON ELEC CO COM		2014-01-27	2015-04-15
19 EMERSON ELEC CO COM		2014-10-08	2015-04-15
36 EXPRESS SCRIPTS HOLDINGS		2011-07-22	2015-04-15
1119 FORTINET INC		2014-03-28	2015-04-15
36 GATX CORP COM		2013-09-17	2015-04-15
12 GATX CORP COM		2011-12-14	2015-04-15
20 GENERAL DYNAMICS CORP COM		2011-07-22	2015-04-15
19 GLOBAL PAYMENTS INC W/I		2011-07-22	2015-04-15
10 GLOBAL PAYMENTS INC W/I		2011-12-14	2015-04-15
3 GOOGLE INC-CL A		2014-10-08	2015-04-15

Form 990PF Part IV - Capital Gains and Losses for Tax on Investment Income - Columns e - h

(e) Gross sales price	Depreciation allowed (f) (or allowable)	Cost or other basis (g) plus expense of sale	Gain or (loss) (h) (e) plus (f) minus (g)
25,409		28,288	-2,879
1,125		1,173	-48
3,145		2,054	1,091
38,874		24,517	14,357
2,194		1,720	474
731		491	240
2,664		1,421	1,243
1,913		913	1,000
1,007		442	565
1,621		1,752	-131

Form 990PF Part IV - Capital Gains and Losses for Tax on Investment Income - Columns i - l

Complete only for assets showing gain in column (h) and owned by the foundation on 12/31/69			Gains (Col (h) gain minus col (k), but not less than -0-) or (l) Losses (from col (h))
(i) F M V as of 12/31/69	Adjusted basis (j) as of 12/31/69	Excess of col (i) (k) over col (j), if any	
			-2,879
			-48
			1,091
			14,357
			474
			240
			1,243
			1,000
			565
			-131

Form 990PF Part IV - Capital Gains and Losses for Tax on Investment Income - Columns a - d

List and describe the kind(s) of property sold (e g , real estate, (a) 2-story brick warehouse, or common stock, 200 shs MLC Co )	How acquired P—Purchase (b) D—Donation	Date acquired (c) (mo , day, yr )	(d) Date sold (mo , day, yr )
25 GOOGLE INC-CL A		2014-04-10	2015-04-15
4 GOOGLE INC-CL A		2011-10-13	2015-04-15
8 GOOGLE INC-CL A		2011-08-31	2015-04-15
8 GOOGLE INC-CL A		2011-08-17	2015-04-15
8 GOOGLE INC-CL A		2011-08-18	2015-04-15
18088 831 HARDING LOEVNER FRONTIER		2014-08-19	2015-04-15
14 HOME DEPOT INC COM		2014-10-08	2015-04-15
329 HOME DEPOT INC COM		2013-06-04	2015-04-15
402 HUNT J B TRANS SVCS INC COM		2014-11-05	2015-04-15
16 ILLINOIS TOOL WKS INC		2014-10-08	2015-04-15

Form 990PF Part IV - Capital Gains and Losses for Tax on Investment Income - Columns e - h

(e) Gross sales price	Depreciation allowed (f) (or allowable)	Cost or other basis (g) plus expense of sale	Gain or (loss) (h) (e) plus (f) minus (g)
13,509		13,754	-245
2,161		1,102	1,059
4,323		2,171	2,152
4,323		2,137	2,186
4,323		2,058	2,265
157,011		177,632	-20,621
1,592		1,316	276
37,410		25,162	12,248
36,861		32,594	4,267
1,583		1,333	250

Form 990PF Part IV - Capital Gains and Losses for Tax on Investment Income - Columns i - l

Complete only for assets showing gain in column (h) and owned by the foundation on 12/31/69			(l) Gains (Col (h) gain minus col (k), but not less than -0-) or Losses (from col (h))
(i) F M V as of 12/31/69	Adjusted basis (j) as of 12/31/69	Excess of col (i) (k) over col (j), if any	
			-245
			1,059
			2,152
			2,186
			2,265
			-20,621
			276
			12,248
			4,267
			250

Form 990PF Part IV - Capital Gains and Losses for Tax on Investment Income - Columns a - d

List and describe the kind(s) of property sold (e g , real estate, (a) 2-story brick warehouse, or common stock, 200 shs MLC Co )	(b) How acquired P—Purchase D—Donation	(c) Date acquired (mo , day, yr )	(d) Date sold (mo , day, yr )
351 ILLINOIS TOOL WKS INC		2013-09-24	2015-04-15
39 INTEGRYS ENERGY GROUP INC		2011-07-22	2015-04-15
17 INTERCONTINENTAL EXCHANGE, INC		2011-07-22	2015-04-15
28 INTERCONTINENTAL EXCHANGE, INC		2015-02-09	2015-04-15
6 INTERCONTINENTAL EXCHANGE, INC		2014-10-08	2015-04-15
114 INTERCONTINENTAL EXCHANGE, INC		2013-07-16	2015-04-15
56 INTUIT COM		2011-12-14	2015-04-15
13 JOHNSON & JOHNSON COM		2014-10-08	2015-04-15
290 JOHNSON & JOHNSON COM		2012-06-29	2015-04-15
44 JOY GLOBAL INC		2011-07-22	2015-04-15

Form 990PF Part IV - Capital Gains and Losses for Tax on Investment Income - Columns e - h

(e) Gross sales price	(f) Depreciation allowed (or allowable)	(g) Cost or other basis plus expense of sale	(h) Gain or (loss) (e) plus (f) minus (g)
34,720		27,550	7,170
2,830		2,040	790
3,926		2,196	1,730
6,477		6,435	42
1,388		1,204	184
26,370		20,707	5,663
5,490		2,930	2,560
1,309		1,362	-53
29,208		19,580	9,628
1,775		4,395	-2,620

Form 990PF Part IV - Capital Gains and Losses for Tax on Investment Income - Columns i - l

Complete only for assets showing gain in column (h) and owned by the foundation on 12/31/69			(l) Gains (Col (h) gain minus col (k), but not less than -0-) or Losses (from col (h))
(i) F M V as of 12/31/69	(j) Adjusted basis as of 12/31/69	(k) Excess of col (i) over col (j), if any	
			7,170
			790
			1,730
			42
			184
			5,663
			2,560
			-53
			9,628
			-2,620



Form 990PF Part IV - Capital Gains and Losses for Tax on Investment Income - Columns a - d

List and describe the kind(s) of property sold (e g , real estate, (a) 2-story brick warehouse, or common stock, 200 shs MLC Co )	(b) How acquired P—Purchase D—Donation	(c) Date acquired (mo , day, yr )	(d) Date sold (mo , day, yr )
192 KEY CORP NEW		2012-01-27	2015-04-15
18 KEYSIGHT TECHNOLOGIES INC		2011-07-22	2015-04-15
7 LABORATORY CORP AMER HLDGS		2015-02-20	2015-04-15
17 ESTEE LAUDER COS INC CL A		2014-10-08	2015-04-15
382 ESTEE LAUDER COS INC CL A		2012-09-28	2015-04-15
126 MASCO CORP COM		2013-10-16	2015-04-15
313 MCGRAW-HILL COS INC COM		2015-02-18	2015-04-15
37 MEDNAX INC		2012-08-10	2015-04-15
25 MURPHY OIL CORP		2012-03-02	2015-04-15
66 NEWFIELD EXPL CO		2011-07-22	2015-04-15

Form 990PF Part IV - Capital Gains and Losses for Tax on Investment Income - Columns e - h

(e) Gross sales price	(f) Depreciation allowed (or allowable)	(g) Cost or other basis plus expense of sale	(h) Gain or (loss) (e) plus (f) minus (g)
2,732		1,546	1,186
654		466	188
878		819	59
1,433		1,271	162
32,194		23,612	8,582
3,348		2,478	870
32,513		32,834	-321
2,709		1,279	1,430
1,268		1,339	-71
2,567		4,827	-2,260

Form 990PF Part IV - Capital Gains and Losses for Tax on Investment Income - Columns i - l

Complete only for assets showing gain in column (h) and owned by the foundation on 12/31/69			(l) Gains (Col (h) gain minus col (k), but not less than -0-) or Losses (from col (h))
(i) F M V as of 12/31/69	(j) Adjusted basis as of 12/31/69	(k) Excess of col (i) over col (j), if any	
			1,186
			188
			59
			162
			8,582
			870
			-321
			1,430
			-71
			-2,260

Form 990PF Part IV - Capital Gains and Losses for Tax on Investment Income - Columns a - d

List and describe the kind(s) of property sold (e g , real estate, (a) 2-story brick warehouse, or common stock, 200 shs MLC Co )	(b) How acquired P—Purchase D—Donation	(c) Date acquired (mo , day, yr )	(d) Date sold (mo , day, yr )
16 PNC BANK CORP COM		2014-10-08	2015-04-15
360 PNC BANK CORP COM		2014-02-14	2015-04-15
23 PRICELINE GROUP INC		2014-04-11	2015-04-15
2 PRICELINE GROUP INC		2014-10-08	2015-04-15
79 PROGRESSIVE CORP OHIO COM		2011-07-22	2015-04-15
17 QUAL COMM INC		2014-10-08	2015-04-15
18 QUAL COMM INC		2011-10-27	2015-04-15
71 QUAL COMM INC		2011-12-14	2015-04-15
72 QUAL COMM INC		2011-10-13	2015-04-15
70 QUAL COMM INC		2011-08-31	2015-04-15

Form 990PF Part IV - Capital Gains and Losses for Tax on Investment Income - Columns e - h

(e) Gross sales price	(f) Depreciation allowed (or allowable)	(g) Cost or other basis plus expense of sale	(h) Gain or (loss) (e) plus (f) minus (g)
1,481		1,355	126
33,318		29,405	3,913
27,743		26,791	952
2,412		2,255	157
2,157		1,615	542
1,162		1,280	-118
1,230		965	265
4,851		3,782	1,069
4,920		3,756	1,164
4,783		3,607	1,176

Form 990PF Part IV - Capital Gains and Losses for Tax on Investment Income - Columns i - l

Complete only for assets showing gain in column (h) and owned by the foundation on 12/31/69			(l) Gains (Col (h) gain minus col (k), but not less than -0-) or Losses (from col (h))
(i) F M V as of 12/31/69	(j) Adjusted basis as of 12/31/69	(k) Excess of col (i) over col (j), if any	
			126
			3,913
			952
			157
			542
			-118
			265
			1,069
			1,164
			1,176

Form 990PF Part IV - Capital Gains and Losses for Tax on Investment Income - Columns a - d

List and describe the kind(s) of property sold (e g , real estate, (a) 2-story brick warehouse, or common stock, 200 shs MLC Co )	(b) How acquired P—Purchase D—Donation	(c) Date acquired (mo , day, yr )	(d) Date sold (mo , day, yr )
72 QUAL COMM INC		2011-08-17	2015-04-15
78 QUAL COMM INC		2011-08-18	2015-04-15
13 RAYMOND JAMES FINL INC COM		2012-02-01	2015-04-15
19 RAYMOND JAMES FINL INC COM		2012-02-02	2015-04-15
27 RAYMOND JAMES FINL INC COM		2011-07-22	2015-04-15
32 REINSURANCE GROUP AMER INC		2011-07-22	2015-04-15
87 REP SVCS INC		2011-07-22	2015-04-15
15 SCHLUMBERGER LTD COM [QDI]		2014-10-08	2015-04-15
20 SCHLUMBERGER LTD COM [QDI]		2011-10-27	2015-04-15
52 SCHLUMBERGER LTD COM [QDI]		2011-08-18	2015-04-15

Form 990PF Part IV - Capital Gains and Losses for Tax on Investment Income - Columns e - h

(e) Gross sales price	(f) Depreciation allowed (or allowable)	(g) Cost or other basis plus expense of sale	(h) Gain or (loss) (e) plus (f) minus (g)
4,920		3,633	1,287
5,330		3,775	1,555
744		462	282
1,088		674	414
1,546		925	621
3,011		1,998	1,013
3,506		2,649	857
1,376		1,470	-94
1,834		1,516	318
4,769		3,940	829

Form 990PF Part IV - Capital Gains and Losses for Tax on Investment Income - Columns i - l

Complete only for assets showing gain in column (h) and owned by the foundation on 12/31/69			(l) Gains (Col (h) gain minus col (k), but not less than -0-) or Losses (from col (h))
(i) F M V as of 12/31/69	(j) Adjusted basis as of 12/31/69	(k) Excess of col (i) over col (j), if any	
			1,287
			1,555
			282
			414
			621
			1,013
			857
			-94
			318
			829

Form 990PF Part IV - Capital Gains and Losses for Tax on Investment Income - Columns a - d

List and describe the kind(s) of property sold (e g , real estate, (a) 2-story brick warehouse, or common stock, 200 shs MLC Co )	(b) How acquired P—Purchase D—Donation	(c) Date acquired (mo , day, yr )	(d) Date sold (mo , day, yr )
47 SCHLUMBERGER LTD COM [QDI]		2011-11-10	2015-04-15
83 SCHLUMBERGER LTD COM [QDI]		2013-01-02	2015-04-15
64 SCHLUMBERGER LTD COM [QDI]		2011-12-26	2015-04-15
48 SCHLUMBERGER LTD COM [QDI]		2011-10-13	2015-04-15
17 SCHLUMBERGER LTD COM [QDI]		2012-06-29	2015-04-15
44 SCHWAB CHARLES CORP NEW COM		2014-10-08	2015-04-15
1191 SCHWAB CHARLES CORP NEW COM		2013-03-11	2015-04-15
32 SCOTTS CO		2011-07-22	2015-04-15
99 SEALED AIR CORP NEW COM		2012-11-09	2015-04-15
27 SNAP-ON INC		2011-07-22	2015-04-15

Form 990PF Part IV - Capital Gains and Losses for Tax on Investment Income - Columns e - h

(e) Gross sales price	(f) Depreciation allowed (or allowable)	(g) Cost or other basis plus expense of sale	(h) Gain or (loss) (e) plus (f) minus (g)
4,311		3,478	833
7,613		5,843	1,770
5,870		4,342	1,528
4,402		3,186	1,216
1,559		1,096	463
1,355		1,258	97
36,671		21,138	15,533
2,060		1,592	468
4,379		1,649	2,730
4,005		1,651	2,354

Form 990PF Part IV - Capital Gains and Losses for Tax on Investment Income - Columns i - l

Complete only for assets showing gain in column (h) and owned by the foundation on 12/31/69			(l) Gains (Col (h) gain minus col (k), but not less than -0-) or Losses (from col (h))
(i) F M V as of 12/31/69	(j) Adjusted basis as of 12/31/69	(k) Excess of col (i) over col (j), if any	
			833
			1,770
			1,528
			1,216
			463
			97
			15,533
			468
			2,730
			2,354

Form 990PF Part IV - Capital Gains and Losses for Tax on Investment Income - Columns a - d

List and describe the kind(s) of property sold (e g , real estate, (a) 2-story brick warehouse, or common stock, 200 shs MLC Co )	(b) How acquired P—Purchase D—Donation	(c) Date acquired (mo , day, yr )	(d) Date sold (mo , day, yr )
7 SNAP-ON INC		2011-07-22	2015-04-15
802 STARBUCKS CORP		2014-09-10	2015-04-15
32 STARBUCKS CORP		2014-10-08	2015-04-15
62 STIFEL FINL CORP		2013-10-30	2015-04-15
48 SYNOPSYS INC A COM		2013-01-07	2015-04-15
19344 598 TCW EMERGING MARKETS INCOME CL I		2014-05-14	2015-04-15
8187 135 TCW EMERGING MARKETS INCOME CL I		2014-04-21	2015-04-15
35307 773 TCW EMERGING MARKETS INCOME CL I		2014-02-12	2015-04-15
78 TJX COS INC NEW COM		2011-12-14	2015-04-15
1003 698 THORNBURG DEVELOPING WORLD FUND INSTL CL I		2014-06-26	2015-04-15

Form 990PF Part IV - Capital Gains and Losses for Tax on Investment Income - Columns e - h

(e) Gross sales price	(f) Depreciation allowed (or allowable)	(g) Cost or other basis plus expense of sale	(h) Gain or (loss) (e) plus (f) minus (g)
1,038		427	611
38,721		30,925	7,796
1,545		1,206	339
3,372		2,595	777
2,275		1,522	753
156,691		167,203	-10,512
66,316		69,946	-3,630
285,993		294,234	-8,241
5,226		2,435	2,791
19,000		19,984	-984

Form 990PF Part IV - Capital Gains and Losses for Tax on Investment Income - Columns i - l

Complete only for assets showing gain in column (h) and owned by the foundation on 12/31/69			(l) Gains (Col (h) gain minus col (k), but not less than -0-) or Losses (from col (h))
(i) F M V as of 12/31/69	(j) Adjusted basis as of 12/31/69	(k) Excess of col (i) over col (j), if any	
			611
			7,796
			339
			777
			753
			-10,512
			-3,630
			-8,241
			2,791
			-984

Form 990PF Part IV - Capital Gains and Losses for Tax on Investment Income - Columns a - d

List and describe the kind(s) of property sold (e g , real estate, (a) 2-story brick warehouse, or common stock, 200 shs MLC Co )	(b) How acquired P—Purchase D—Donation	(c) Date acquired (mo , day, yr )	(d) Date sold (mo , day, yr )
15 UNDER ARMOUR INC		2014-10-08	2015-04-15
150 UNDER ARMOUR INC		2014-06-13	2015-04-15
116 UNDER ARMOUR INC		2014-06-13	2015-04-15
11 UNITED TECHNOLOGIES CORP COM		2014-10-08	2015-04-15
17 UNITED TECHNOLOGIES CORP COM		2008-05-15	2015-04-15
46 UNITED TECHNOLOGIES CORP COM		2011-11-10	2015-04-15
50 UNITED TECHNOLOGIES CORP COM		2008-05-15	2015-04-15
49 UNITED TECHNOLOGIES CORP COM		2011-12-14	2015-04-15
48 UNITED TECHNOLOGIES CORP COM		2011-11-28	2015-04-15
48 UNITED TECHNOLOGIES CORP COM		2011-10-13	2015-04-15

Form 990PF Part IV - Capital Gains and Losses for Tax on Investment Income - Columns e - h

(e) Gross sales price	(f) Depreciation allowed (or allowable)	(g) Cost or other basis plus expense of sale	(h) Gain or (loss) (e) plus (f) minus (g)
1,266		1,014	252
12,660		8,621	4,039
9,790		6,616	3,174
1,298		1,127	171
2,005		1,318	687
5,426		3,561	1,865
5,898		3,716	2,182
5,780		3,620	2,160
5,662		3,524	2,138
5,662		3,483	2,179

Form 990PF Part IV - Capital Gains and Losses for Tax on Investment Income - Columns i - l

Complete only for assets showing gain in column (h) and owned by the foundation on 12/31/69			(l) Gains (Col (h) gain minus col (k), but not less than -0-) or Losses (from col (h))
(i) F M V as of 12/31/69	(j) Adjusted basis as of 12/31/69	(k) Excess of col (i) over col (j), if any	
			252
			4,039
			3,174
			171
			687
			1,865
			2,182
			2,160
			2,138
			2,179

Form 990PF Part IV - Capital Gains and Losses for Tax on Investment Income - Columns a - d

List and describe the kind(s) of property sold (e g , real estate, (a) 2-story brick warehouse, or common stock, 200 shs MLC Co )	(b) How acquired P—Purchase D—Donation	(c) Date acquired (mo , day, yr )	(d) Date sold (mo , day, yr )
46 VALSPAR CORP		2011-12-14	2015-04-15
24 VISA INC CL A		2014-10-08	2015-04-15
560 VISA INC CL A		2013-06-04	2015-04-15
35 WHITING PETROLEUM CORP		2012-08-21	2015-04-15
639 WHOLE FOODS MKT INC COM		2015-01-21	2015-04-15
13519 814 WILLIAM BLAIR FDS ALLOC I		2014-05-14	2015-04-15
12915 231 WILLIAM BLAIR FDS ALLOC I		2014-07-15	2015-04-15
59 XILINX INC COM		2011-07-22	2015-04-15
25 INTERNATIONAL GAME TECH PLC ISIN# GB00BVG7F061		2015-04-08	2015-04-15
117 NABORS INDUSTRIES LTD COMMON [QDI]		2011-10-31	2015-04-15

Form 990PF Part IV - Capital Gains and Losses for Tax on Investment Income - Columns e - h

(e) Gross sales price	(f) Depreciation allowed (or allowable)	(g) Cost or other basis plus expense of sale	(h) Gain or (loss) (e) plus (f) minus (g)
3,870		1,661	2,209
1,578		1,271	307
36,831		25,085	11,746
1,301		1,569	-268
32,167		33,894	-1,727
179,002		174,000	5,002
170,998		165,315	5,683
2,598		2,000	598
504		490	14
1,829		2,221	-392

Form 990PF Part IV - Capital Gains and Losses for Tax on Investment Income - Columns i - l

Complete only for assets showing gain in column (h) and owned by the foundation on 12/31/69			(l) Gains (Col (h) gain minus col (k), but not less than -0-) or Losses (from col (h))
(i) F M V as of 12/31/69	(j) Adjusted basis as of 12/31/69	(k) Excess of col (i) over col (j), if any	
			2,209
			307
			11,746
			-268
			-1,727
			5,002
			5,683
			598
			14
			-392

Form 990PF Part IV - Capital Gains and Losses for Tax on Investment Income - Columns a - d

List and describe the kind(s) of property sold (e g , real estate, (a) 2-story brick warehouse, or common stock, 200 shs MLC Co )	(b) How acquired P—Purchase D—Donation	(c) Date acquired (mo , day, yr )	(d) Date sold (mo , day, yr )
21 NABORS INDUSTRIES LTD COMMON [QDI]		2012-01-26	2015-04-15
20 RENAISSANCERE HOLDINGS LTD [NQDI]		2013-11-01	2015-04-15
174 HONG KONG EXCHANGES & CLEARING LTD [NQDI]		2013-06-13	2015-04-20
229 HONG KONG EXCHANGES & CLEARING LTD [NQDI]		2013-06-13	2015-04-21
218 OLD DOMINION FGHT LINE INC		2012-01-18	2015-04-23
29 INTERNATIONAL GAME TECH PLC ISIN# GB00BVG7F061		2015-04-08	2015-04-30
109 GOOGLE INC CL C		2010-05-06	2015-05-15
501 ABRAXAS PETE CORP		2014-09-30	2015-05-21
40 ACADIA HEALTHCARE CO INC		2014-03-12	2015-05-21
89 ACETO CHEM INC COMMON		2014-03-11	2015-05-21

Form 990PF Part IV - Capital Gains and Losses for Tax on Investment Income - Columns e - h

(e) Gross sales price	(f) Depreciation allowed (or allowable)	(g) Cost or other basis plus expense of sale	(h) Gain or (loss) (e) plus (f) minus (g)
328		374	-46
2,071		1,870	201
6,100		2,822	3,278
8,126		3,714	4,412
16,341		5,882	10,459
588		568	20
58		28	30
1,478		2,635	-1,157
2,857		1,831	1,026
2,141		1,715	426

Form 990PF Part IV - Capital Gains and Losses for Tax on Investment Income - Columns i - l

Complete only for assets showing gain in column (h) and owned by the foundation on 12/31/69			(l) Gains (Col (h) gain minus col (k), but not less than -0-) or Losses (from col (h))
(i) F M V as of 12/31/69	(j) Adjusted basis as of 12/31/69	(k) Excess of col (i) over col (j), if any	
			-46
			201
			3,278
			4,412
			10,459
			20
			30
			-1,157
			1,026
			426



Form 990PF Part IV - Capital Gains and Losses for Tax on Investment Income - Columns a - d

List and describe the kind(s) of property sold (e g , real estate, (a) 2-story brick warehouse, or common stock, 200 shs MLC Co )	(b) How acquired P—Purchase D—Donation	Date acquired (c) (mo , day, yr )	(d) Date sold (mo , day, yr )
16 ADVENT SOFTWARE INC		2014-09-04	2015-05-21
18 ADVENT SOFTWARE INC		2013-08-14	2015-05-21
73 ADVENT SOFTWARE INC		2012-01-19	2015-05-21
65 AKORN INC		2014-03-11	2015-05-21
14 ALEXANDER & BALDWIN INC		2014-09-04	2015-05-21
8 ALEXANDER & BALDWIN INC		2013-08-14	2015-05-21
7 ALEXANDER & BALDWIN INC		2012-05-08	2015-05-21
11 ALEXANDER & BALDWIN INC		2012-05-09	2015-05-21
66 ALEXANDER & BALDWIN INC		2012-01-18	2015-05-21
119 AMERICAN AXLE & MFG HLDGS INC		2015-03-27	2015-05-21

Form 990PF Part IV - Capital Gains and Losses for Tax on Investment Income - Columns e - h

(e) Gross sales price	(f) Depreciation allowed (or allowable)	(g) Cost or other basis plus expense of sale	(h) Gain or (loss) (e) plus (f) minus (g)
702		524	178
790		524	266
3,204		1,384	1,820
2,826		1,451	1,375
583		571	12
333		315	18
291		188	103
458		296	162
2,748		1,504	1,244
3,027		3,000	27

Form 990PF Part IV - Capital Gains and Losses for Tax on Investment Income - Columns i - l

Complete only for assets showing gain in column (h) and owned by the foundation on 12/31/69			(l) Gains (Col (h) gain minus col (k), but not less than -0-) or Losses (from col (h))
(i) F M V as of 12/31/69	(j) Adjusted basis as of 12/31/69	(k) Excess of col (i) over col (j), if any	
			178
			266
			1,820
			1,375
			12
			18
			103
			162
			1,244
			27

Form 990PF Part IV - Capital Gains and Losses for Tax on Investment Income - Columns a - d

List and describe the kind(s) of property sold (e g , real estate, (a) 2-story brick warehouse, or common stock, 200 shs MLC Co )	(b) How acquired P—Purchase D—Donation	(c) Date acquired (mo , day, yr )	(d) Date sold (mo , day, yr )
21 AMERICAN EAGLE OUTFITTERS INC NEW		2012-05-08	2015-05-21
15 AMERICAN EAGLE OUTFITTERS INC NEW		2012-05-09	2015-05-21
82 AMERICAN EAGLE OUTFITTERS INC NEW		2012-01-18	2015-05-21
84 ARRIS GROUP INC		2014-03-12	2015-05-21
37 ASBURY AUTOMOTIVE GROUP		2014-03-11	2015-05-21
33 ASTRONICS CORP		2014-03-11	2015-05-21
11 ATWOOD OCEANICS INC COM		2014-09-04	2015-05-21
167 ATWOOD OCEANICS INC COM		2012-01-19	2015-05-21
132 BANCORPSOUTH INC		2014-06-24	2015-05-21
12 CABELAS INC		2014-09-04	2015-05-21

Form 990PF Part IV - Capital Gains and Losses for Tax on Investment Income - Columns e - h

(e) Gross sales price	(f) Depreciation allowed (or allowable)	(g) Cost or other basis plus expense of sale	(h) Gain or (loss) (e) plus (f) minus (g)
346		413	-67
248		294	-46
1,353		1,092	261
2,796		2,415	381
3,211		1,983	1,228
2,391		1,764	627
366		523	-157
5,563		7,513	-1,950
3,230		3,251	-21
628		732	-104

Form 990PF Part IV - Capital Gains and Losses for Tax on Investment Income - Columns i - l

Complete only for assets showing gain in column (h) and owned by the foundation on 12/31/69			(l) Gains (Col (h) gain minus col (k), but not less than -0-) or Losses (from col (h))
(i) F M V as of 12/31/69	(j) Adjusted basis as of 12/31/69	(k) Excess of col (i) over col (j), if any	
			-67
			-46
			261
			381
			1,228
			627
			-157
			-1,950
			-21
			-104

Form 990PF Part IV - Capital Gains and Losses for Tax on Investment Income - Columns a - d

List and describe the kind(s) of property sold (e g , real estate, (a) 2-story brick warehouse, or common stock, 200 shs MLC Co )	(b) How acquired P—Purchase D—Donation	(c) Date acquired (mo , day, yr )	(d) Date sold (mo , day, yr )
104 CABELAS INC		2012-01-19	2015-05-21
99 COLONY CAPITAL INC		2014-03-11	2015-05-21
50 COLUMBIA SPORTSWEAR CO		2014-12-10	2015-05-21
118 CONVERGYS CORP		2014-03-11	2015-05-21
249 CORRECTIONS CORP OF AMERICA		2013-05-20	2015-05-21
70 75 CORRECTIONS CORP OF AMERICA		2013-05-20	2015-05-21
20 CORRECTIONS CORP OF AMERICA		2014-11-06	2015-05-21
20 CORRECTIONS CORP OF AMERICA		2014-09-04	2015-05-21
10 CORRECTIONS CORP OF AMERICA		2013-08-14	2015-05-21
66 CORRECTIONS CORP OF AMERICA		2012-01-19	2015-05-21

Form 990PF Part IV - Capital Gains and Losses for Tax on Investment Income - Columns e - h

(e) Gross sales price	(f) Depreciation allowed (or allowable)	(g) Cost or other basis plus expense of sale	(h) Gain or (loss) (e) plus (f) minus (g)
5,445		2,613	2,832
2,580		2,200	380
2,827		2,237	590
2,920		2,440	480
9		10	-1
2,459		2,629	-170
695		725	-30
695		710	-15
348		336	12
2,294		1,540	754

Form 990PF Part IV - Capital Gains and Losses for Tax on Investment Income - Columns i - l

Complete only for assets showing gain in column (h) and owned by the foundation on 12/31/69			(l) Gains (Col (h) gain minus col (k), but not less than -0-) or Losses (from col (h))
(i) F M V as of 12/31/69	(j) Adjusted basis as of 12/31/69	(k) Excess of col (i) over col (j), if any	
			2,832
			380
			590
			480
			-1
			-170
			-30
			-15
			12
			754

Form 990PF Part IV - Capital Gains and Losses for Tax on Investment Income - Columns a - d

List and describe the kind(s) of property sold (e g , real estate, (a) 2-story brick warehouse, or common stock, 200 shs MLC Co )	(b) How acquired P—Purchase D—Donation	(c) Date acquired (mo , day, yr )	(d) Date sold (mo , day, yr )
173 DANA HOLDING CORP		2014-07-14	2015-05-21
37 DANA HOLDING CORP		2014-07-15	2015-05-21
7 DECKERS OUTDOOR CORP		2014-09-04	2015-05-21
60 DECKERS OUTDOOR CORP		2013-10-10	2015-05-21
76 EATON VANCE CORP COM NON VTG		2012-01-19	2015-05-21
111 EMERGENT BIOSOLUTIONS INC		2014-04-15	2015-05-21
52 ENCORE CAP GROUP INC		2014-03-11	2015-05-21
17 ENCORE CAP GROUP INC		2014-03-12	2015-05-21
43 EPAM SYS INC		2015-03-27	2015-05-21
67 EXELIS INC		2014-11-07	2015-05-21

Form 990PF Part IV - Capital Gains and Losses for Tax on Investment Income - Columns e - h

(e) Gross sales price	(f) Depreciation allowed (or allowable)	(g) Cost or other basis plus expense of sale	(h) Gain or (loss) (e) plus (f) minus (g)
3,815		4,121	-306
816		881	-65
522		654	-132
4,471		3,683	788
3,111		1,959	1,152
3,437		2,646	791
2,061		2,532	-471
674		824	-150
2,933		2,663	270
1,645		1,206	439

Form 990PF Part IV - Capital Gains and Losses for Tax on Investment Income - Columns i - l

Complete only for assets showing gain in column (h) and owned by the foundation on 12/31/69			(l) Gains (Col (h) gain minus col (k), but not less than -0-) or Losses (from col (h))
(i) F M V as of 12/31/69	(j) Adjusted basis as of 12/31/69	(k) Excess of col (i) over col (j), if any	
			-306
			-65
			-132
			788
			1,152
			791
			-471
			-150
			270
			439

Form 990PF Part IV - Capital Gains and Losses for Tax on Investment Income - Columns a - d

List and describe the kind(s) of property sold (e g , real estate, (a) 2-story brick warehouse, or common stock, 200 shs MLC Co )	(b) How acquired P—Purchase D—Donation	(c) Date acquired (mo , day, yr )	(d) Date sold (mo , day, yr )
140 EXELIS INC		2014-11-07	2015-05-21
53 EXELIS INC		2014-11-07	2015-05-21
17 EXELIS INC		2014-11-06	2015-05-21
145 FEDERAL SIGNAL CORP COM		2014-03-11	2015-05-21
30 FIRST INDL RLTY TR INC COM		2014-09-04	2015-05-21
59 FIRST INDL RLTY TR INC COM		2013-10-11	2015-05-21
23 FIRST INDL RLTY TR INC COM		2013-10-11	2015-05-21
93 FIRST INDL RLTY TR INC COM		2013-10-14	2015-05-21
34 FIRST INDL RLTY TR INC COM		2013-10-11	2015-05-21
38 FIRST INDL RLTY TR INC COM		2013-10-10	2015-05-21

Form 990PF Part IV - Capital Gains and Losses for Tax on Investment Income - Columns e - h

(e) Gross sales price	(f) Depreciation allowed (or allowable)	(g) Cost or other basis plus expense of sale	(h) Gain or (loss) (e) plus (f) minus (g)
3,437		2,519	918
1,301		953	348
417		306	111
2,253		2,108	145
595		548	47
1,171		1,049	122
457		406	51
1,846		1,627	219
675		588	87
754		654	100

Form 990PF Part IV - Capital Gains and Losses for Tax on Investment Income - Columns i - l

Complete only for assets showing gain in column (h) and owned by the foundation on 12/31/69			(l) Gains (Col (h) gain minus col (k), but not less than -0-) or Losses (from col (h))
(i) F M V as of 12/31/69	(j) Adjusted basis as of 12/31/69	(k) Excess of col (i) over col (j), if any	
			918
			348
			111
			145
			47
			122
			51
			219
			87
			100

Form 990PF Part IV - Capital Gains and Losses for Tax on Investment Income - Columns a - d

List and describe the kind(s) of property sold (e g , real estate, (a) 2-story brick warehouse, or common stock, 200 shs MLC Co )	(b) How acquired P—Purchase D—Donation	(c) Date acquired (mo , day, yr )	(d) Date sold (mo , day, yr )
112 FIRST MERCHANTS CORP COM		2014-03-11	2015-05-21
70 GP STRATEGIES CORP		2014-03-11	2015-05-21
120 GLOBUS MEDICAL INC		2014-03-11	2015-05-21
135 GRAPHIC PACKAGING HLDG CO		2014-03-11	2015-05-21
31 GREEN PLAINS INC		2015-03-27	2015-05-21
28 GREEN PLAINS INC		2014-03-11	2015-05-21
96 HAWAIIAN HLDGS INC		2014-12-10	2015-05-21
88 HOME BANCSHARES INC		2014-03-11	2015-05-21
63 HORACE MANN EDUCATORS CORP		2014-03-11	2015-05-21
17 HORACE MANN EDUCATORS CORP		2014-03-12	2015-05-21

Form 990PF Part IV - Capital Gains and Losses for Tax on Investment Income - Columns e - h

(e) Gross sales price	(f) Depreciation allowed (or allowable)	(g) Cost or other basis plus expense of sale	(h) Gain or (loss) (e) plus (f) minus (g)
2,615		2,453	162
2,225		1,962	263
3,073		3,146	-73
1,989		1,391	598
1,006		826	180
909		738	171
2,373		2,259	114
2,975		3,060	-85
2,206		1,841	365
595		494	101

Form 990PF Part IV - Capital Gains and Losses for Tax on Investment Income - Columns i - l

Complete only for assets showing gain in column (h) and owned by the foundation on 12/31/69			(l) Gains (Col (h) gain minus col (k), but not less than -0-) or Losses (from col (h))
(i) F M V as of 12/31/69	(j) Adjusted basis as of 12/31/69	(k) Excess of col (i) over col (j), if any	
			162
			263
			-73
			598
			180
			171
			114
			-85
			365
			101

Form 990PF Part IV - Capital Gains and Losses for Tax on Investment Income - Columns a - d

List and describe the kind(s) of property sold (e g , real estate, (a) 2-story brick warehouse, or common stock, 200 shs MLC Co )	(b) How acquired P—Purchase D—Donation	(c) Date acquired (mo , day, yr )	(d) Date sold (mo , day, yr )
26 00034 ICONIX BRAND GROUP INC		2014-03-11	2015-05-21
59 99966 ICONIX BRAND GROUP INC		2014-03-11	2015-05-21
134 INFINERA CORP		2015-02-12	2015-05-21
153 INTEGRATED DEVICE TECHNOLOGY COM		2014-09-30	2015-05-21
25 J & J SNACK FOODS CORP COM		2014-04-16	2015-05-21
46 KAMAN CORP		2012-01-18	2015-05-21
65 KAPSTONE PAPER & PACKAGING		2014-03-11	2015-05-21
1 LANNET CO INC		2014-09-30	2015-05-21
43 LANNET CO INC		2014-03-11	2015-05-21
39 LIGAND PHARMACEUTICALS INC		2014-03-11	2015-05-21

Form 990PF Part IV - Capital Gains and Losses for Tax on Investment Income - Columns e - h

(e) Gross sales price	(f) Depreciation allowed (or allowable)	(g) Cost or other basis plus expense of sale	(h) Gain or (loss) (e) plus (f) minus (g)
684		1,058	-374
1,579		2,443	-864
2,637		2,368	269
3,404		2,451	953
2,712		2,409	303
1,976		1,423	553
1,793		1,994	-201
55		46	9
2,355		1,884	471
3,475		2,742	733

Form 990PF Part IV - Capital Gains and Losses for Tax on Investment Income - Columns i - l

Complete only for assets showing gain in column (h) and owned by the foundation on 12/31/69			(l) Gains (Col (h) gain minus col (k), but not less than -0-) or Losses (from col (h))
(i) F M V as of 12/31/69	(j) Adjusted basis as of 12/31/69	(k) Excess of col (i) over col (j), if any	
			-374
			-864
			269
			953
			303
			553
			-201
			9
			471
			733

Form 990PF Part IV - Capital Gains and Losses for Tax on Investment Income - Columns a - d

List and describe the kind(s) of property sold (e g , real estate, (a) 2-story brick warehouse, or common stock, 200 shs MLC Co )	(b) How acquired P—Purchase D—Donation	(c) Date acquired (mo , day, yr )	(d) Date sold (mo , day, yr )
27 MBIA INC COM		2013-08-14	2015-05-21
310 MBIA INC COM		2012-01-19	2015-05-21
875 MDU RES GROUP INC COM		2011-08-17	2015-05-21
115 MRC GLOBAL INC		2014-01-03	2015-05-21
52 MANHATTAN ASSOCIATES INC		2014-03-11	2015-05-21
17 MATSON INC		2014-09-04	2015-05-21
31 MATSON INC		2012-12-13	2015-05-21
62 MATSON INC		2012-01-18	2015-05-21
58 METHODE ELECTRONICS INC CL A		2014-03-12	2015-05-21
33 MOOG INC CL A		2014-03-11	2015-05-21

Form 990PF Part IV - Capital Gains and Losses for Tax on Investment Income - Columns e - h

(e) Gross sales price	(f) Depreciation allowed (or allowable)	(g) Cost or other basis plus expense of sale	(h) Gain or (loss) (e) plus (f) minus (g)
241		348	-107
2,762		3,939	-1,177
18,349		17,937	412
1,807		3,662	-1,855
2,903		2,060	843
718		469	249
1,310		742	568
2,620		1,301	1,319
2,744		1,976	768
2,328		2,083	245

Form 990PF Part IV - Capital Gains and Losses for Tax on Investment Income - Columns i - l

Complete only for assets showing gain in column (h) and owned by the foundation on 12/31/69			(l) Gains (Col (h) gain minus col (k), but not less than -0-) or Losses (from col (h))
(i) F M V as of 12/31/69	(j) Adjusted basis as of 12/31/69	(k) Excess of col (i) over col (j), if any	
			-107
			-1,177
			412
			-1,855
			843
			249
			568
			1,319
			768
			245



Form 990PF Part IV - Capital Gains and Losses for Tax on Investment Income - Columns a - d

List and describe the kind(s) of property sold (e g , real estate, (a) 2-story brick warehouse, or common stock, 200 shs MLC Co )	(b) How acquired P—Purchase D—Donation	Date acquired (c) (mo , day, yr )	(d) Date sold (mo , day, yr )
178 MUELLER WTR PRODS INC-A		2014-03-26	2015-05-21
68 MUELLER WTR PRODS INC-A		2014-03-25	2015-05-21
33 MULTI-COLOR CORP		2015-03-30	2015-05-21
94 NN INC		2014-09-30	2015-05-21
71 NATUS MED INC DEL COMMON		2014-12-10	2015-05-21
1 NEWMARKET CORP		2014-09-04	2015-05-21
24 NEWMARKET CORP		2012-01-18	2015-05-21
51 OLIN CORP		2014-01-03	2015-05-21
47 OLIN CORP		2014-01-06	2015-05-21
120 OLIN CORP		2014-01-06	2015-05-21

Form 990PF Part IV - Capital Gains and Losses for Tax on Investment Income - Columns e - h

(e) Gross sales price	(f) Depreciation allowed (or allowable)	(g) Cost or other basis plus expense of sale	(h) Gain or (loss) (e) plus (f) minus (g)
1,687		1,732	-45
645		660	-15
2,135		2,345	-210
2,528		2,524	4
2,563		2,536	27
459		415	44
11,021		5,007	6,014
1,549		1,456	93
1,428		1,341	87
3,646		3,418	228

Form 990PF Part IV - Capital Gains and Losses for Tax on Investment Income - Columns i - l

Complete only for assets showing gain in column (h) and owned by the foundation on 12/31/69			(l) Gains (Col (h) gain minus col (k), but not less than -0-) or Losses (from col (h))
(i) F M V as of 12/31/69	(j) Adjusted basis as of 12/31/69	(k) Excess of col (i) over col (j), if any	
			-45
			-15
			-210
			4
			27
			44
			6,014
			93
			87
			228

Form 990PF Part IV - Capital Gains and Losses for Tax on Investment Income - Columns a - d

List and describe the kind(s) of property sold (e g , real estate, (a) 2-story brick warehouse, or common stock, 200 shs MLC Co )	(b) How acquired P—Purchase D—Donation	(c) Date acquired (mo , day, yr )	(d) Date sold (mo , day, yr )
51 363 ORBITAL ATK INC		2014-06-26	2015-05-21
13 919 ORBITAL ATK INC		2014-06-26	2015-05-21
9 878 ORBITAL ATK INC		2014-06-25	2015-05-21
39 84 ORBITAL ATK INC		2014-06-24	2015-05-21
38 PNM RES INC		2015-03-27	2015-05-21
70 PNM RES INC		2014-03-11	2015-05-21
15 PAREXEL INTL CORP COM		2015-03-27	2015-05-21
27 PAREXEL INTL CORP COM		2014-03-11	2015-05-21
64 PEBBLEBROOK HOTEL TR		2014-03-11	2015-05-21
6 PERFICIENT INC		2014-03-11	2015-05-21

Form 990PF Part IV - Capital Gains and Losses for Tax on Investment Income - Columns e - h

(e) Gross sales price	(f) Depreciation allowed (or allowable)	(g) Cost or other basis plus expense of sale	(h) Gain or (loss) (e) plus (f) minus (g)
3,943		3,476	467
1,068		939	129
758		664	94
3,058		2,655	403
1,024		1,075	-51
1,886		1,809	77
1,015		1,016	-1
1,826		1,507	319
2,668		2,195	473
116		116	

Form 990PF Part IV - Capital Gains and Losses for Tax on Investment Income - Columns i - l

Complete only for assets showing gain in column (h) and owned by the foundation on 12/31/69			(l) Gains (Col (h) gain minus col (k), but not less than -0-) or Losses (from col (h))
(i) F M V as of 12/31/69	(j) Adjusted basis as of 12/31/69	(k) Excess of col (i) over col (j), if any	
			467
			129
			94
			403
			-51
			77
			-1
			319
			473

Form 990PF Part IV - Capital Gains and Losses for Tax on Investment Income - Columns a - d

List and describe the kind(s) of property sold (e g , real estate, (a) 2-story brick warehouse, or common stock, 200 shs MLC Co )	(b) How acquired P—Purchase D—Donation	(c) Date acquired (mo , day, yr )	(d) Date sold (mo , day, yr )
123 PERFICIENT INC		2014-03-12	2015-05-21
67 PINNACLE FINL PARTNERS INC		2014-03-11	2015-05-21
6 PRICESMART INC		2014-09-04	2015-05-21
63 PRICESMART INC		2012-01-19	2015-05-21
31 00046 PRIMERICA INC		2014-03-11	2015-05-21
20 99954 PRIMERICA INC		2014-03-11	2015-05-21
44 RENASANT CORP		2015-03-27	2015-05-21
54 RENASANT CORP		2014-03-11	2015-05-21
18 RITCHIE BROS AUCTIONEERS INC [QDI]		2012-09-27	2015-05-21
48 RITCHIE BROS AUCTIONEERS INC [QDI]		2012-09-26	2015-05-21

Form 990PF Part IV - Capital Gains and Losses for Tax on Investment Income - Columns e - h

(e) Gross sales price	(f) Depreciation allowed (or allowable)	(g) Cost or other basis plus expense of sale	(h) Gain or (loss) (e) plus (f) minus (g)
2,382		2,384	-2
3,306		2,452	854
503		542	-39
5,279		4,173	1,106
1,423		1,436	-13
964		973	-9
1,301		1,300	1
1,597		1,578	19
516		361	155
1,377		960	417

Form 990PF Part IV - Capital Gains and Losses for Tax on Investment Income - Columns i - l

Complete only for assets showing gain in column (h) and owned by the foundation on 12/31/69			(l) Gains (Col (h) gain minus col (k), but not less than -0-) or Losses (from col (h))
(i) F M V as of 12/31/69	(j) Adjusted basis as of 12/31/69	(k) Excess of col (i) over col (j), if any	
			-2
			854
			-39
			1,106
			-13
			-9
			1
			19
			155
			417

Form 990PF Part IV - Capital Gains and Losses for Tax on Investment Income - Columns a - d

List and describe the kind(s) of property sold (e g , real estate, (a) 2-story brick warehouse, or common stock, 200 shs MLC Co )	How acquired P—Purchase (b) D—Donation	Date acquired (c) (mo , day, yr )	(d) Date sold (mo , day, yr )
64 SABRA HEALTH CARE REIT INC		2014-03-12	2015-05-21
25 SABRA HEALTH CARE REIT INC		2014-03-11	2015-05-21
31 SAIA INC		2015-03-27	2015-05-21
21 SAIA INC		2014-03-11	2015-05-21
46 SERVICE CORP INTL COM		2014-09-04	2015-05-21
36 SERVICE CORP INTL COM		2012-05-08	2015-05-21
22 SERVICE CORP INTL COM		2012-05-09	2015-05-21
270 SERVICE CORP INTL COM		2012-01-18	2015-05-21
42 SKECHERS USA INC - CL A		2014-06-24	2015-05-21
93 SONIC CORP COM		2014-03-11	2015-05-21

Form 990PF Part IV - Capital Gains and Losses for Tax on Investment Income - Columns e - h

(e) Gross sales price	Depreciation allowed (f) (or allowable)	Cost or other basis (g) plus expense of sale	Gain or (loss) (h) (e) plus (f) minus (g)
1,730		1,698	32
676		660	16
1,314		1,368	-54
890		823	67
1,329		1,029	300
1,040		419	621
636		255	381
7,800		2,967	4,833
4,425		1,911	2,514
2,880		1,920	960

Form 990PF Part IV - Capital Gains and Losses for Tax on Investment Income - Columns i - l

Complete only for assets showing gain in column (h) and owned by the foundation on 12/31/69			Gains (Col (h) gain minus col (k), but not less than -0-) or (l) Losses (from col (h))
(i) F M V as of 12/31/69	Adjusted basis (j) as of 12/31/69	Excess of col (i) (k) over col (j), if any	
			32
			16
			-54
			67
			300
			621
			381
			4,833
			2,514
			960

Form 990PF Part IV - Capital Gains and Losses for Tax on Investment Income - Columns a - d

List and describe the kind(s) of property sold (e g , real estate, (a) 2-story brick warehouse, or common stock, 200 shs MLC Co )	(b) How acquired P—Purchase D—Donation	Date acquired (c) (mo , day, yr )	(d) Date sold (mo , day, yr )
46 SOUTH STATE CORP		2014-03-11	2015-05-21
31 SOUTHWEST GAS CORP COM		2014-03-12	2015-05-21
12 SOUTHWEST GAS CORP COM		2014-06-24	2015-05-21
5 SOUTHWEST GAS CORP COM		2014-03-11	2015-05-21
32 SOVRAN SELF STORAGE INC COM		2014-03-11	2015-05-21
31 STARZ CL A		2015-03-27	2015-05-21
58 STARZ CL A		2014-09-30	2015-05-21
14 STURM RUGER & CO INC COM		2013-10-10	2015-05-21
49 STURM RUGER & CO INC COM		2013-10-11	2015-05-21
170 00154 SUMMIT HOTEL PPTYS INC		2015-03-30	2015-05-21

Form 990PF Part IV - Capital Gains and Losses for Tax on Investment Income - Columns e - h

(e) Gross sales price	(f) Depreciation allowed (or allowable)	(g) Cost or other basis plus expense of sale	(h) Gain or (loss) (e) plus (f) minus (g)
3,320		2,841	479
1,664		1,642	22
644		633	11
268		263	5
2,910		2,393	517
1,266		1,043	223
2,369		1,951	418
781		926	-145
2,733		3,237	-504
2,288		2,381	-93

Form 990PF Part IV - Capital Gains and Losses for Tax on Investment Income - Columns i - l

Complete only for assets showing gain in column (h) and owned by the foundation on 12/31/69			(l) Gains (Col (h) gain minus col (k), but not less than -0-) or Losses (from col (h))
(i) F M V as of 12/31/69	(j) Adjusted basis as of 12/31/69	(k) Excess of col (i) over col (j), if any	
			479
			22
			11
			5
			517
			223
			418
			-145
			-504
			-93

Form 990PF Part IV - Capital Gains and Losses for Tax on Investment Income - Columns a - d

List and describe the kind(s) of property sold (e g , real estate, (a) 2-story brick warehouse, or common stock, 200 shs MLC Co )	(b) How acquired P—Purchase D—Donation	(c) Date acquired (mo , day, yr )	(d) Date sold (mo , day, yr )
43 99846 SUMMIT HOTEL PPTYS INC		2015-03-30	2015-05-21
242 SUPERIOR ENERGY SVCS INC		2015-01-27	2015-05-21
34 TEJON RANCH CO COM		2012-01-19	2015-05-21
41 TEJON RANCH CO COM		2012-01-18	2015-05-21
22 TELEDYNE TECHNOLOGIES INC		2014-03-11	2015-05-21
12 TEMPUR SEALY INTERNATIONAL, INC		2014-09-04	2015-05-21
11 TEMPUR SEALY INTERNATIONAL, INC		2013-10-11	2015-05-21
91 TEMPUR SEALY INTERNATIONAL, INC		2013-10-14	2015-05-21
16 TENET HEALTHCARE CORP		2014-09-04	2015-05-21
7 TENET HEALTHCARE CORP		2013-10-10	2015-05-21

Form 990PF Part IV - Capital Gains and Losses for Tax on Investment Income - Columns e - h

(e) Gross sales price	(f) Depreciation allowed (or allowable)	(g) Cost or other basis plus expense of sale	(h) Gain or (loss) (e) plus (f) minus (g)
592		616	-24
5,731		4,888	843
865		878	-13
1,043		1,044	-1
2,292		2,207	85
723		722	1
663		453	210
5,485		3,743	1,742
831		941	-110
364		321	43

Form 990PF Part IV - Capital Gains and Losses for Tax on Investment Income - Columns i - l

Complete only for assets showing gain in column (h) and owned by the foundation on 12/31/69			(l) Gains (Col (h) gain minus col (k), but not less than -0-) or Losses (from col (h))
(i) F M V as of 12/31/69	(j) Adjusted basis as of 12/31/69	(k) Excess of col (i) over col (j), if any	
			-24
			843
			-13
			-1
			85
			1
			210
			1,742
			-110
			43

Form 990PF Part IV - Capital Gains and Losses for Tax on Investment Income - Columns a - d

List and describe the kind(s) of property sold (e g , real estate, (a) 2-story brick warehouse, or common stock, 200 shs MLC Co )	(b) How acquired P—Purchase D—Donation	(c) Date acquired (mo , day, yr )	(d) Date sold (mo , day, yr )
120 TENET HEALTHCARE CORP		2012-01-18	2015-05-21
140 TESCO CORP [QDI]		2014-09-30	2015-05-21
74 TREDEGAR INDUSTRIES, INC		2012-01-19	2015-05-21
15 00012 TREEHOUSE FOODS INC		2014-12-09	2015-05-21
13 99988 TREEHOUSE FOODS INC		2014-12-09	2015-05-21
118 USG CORPORATIN COMMON NEW		2015-04-29	2015-05-21
79 USG CORPORATIN COMMON NEW		2015-04-29	2015-05-21
16 USG CORPORATIN COMMON NEW		2015-04-30	2015-05-21
61 VCA ANTECH INC COMMON		2012-12-05	2015-05-21
29 VAIL RESORTS INC COM		2015-02-11	2015-05-21

Form 990PF Part IV - Capital Gains and Losses for Tax on Investment Income - Columns e - h

(e) Gross sales price	(f) Depreciation allowed (or allowable)	(g) Cost or other basis plus expense of sale	(h) Gain or (loss) (e) plus (f) minus (g)
6,233		2,438	3,795
1,756		2,796	-1,040
1,490		1,826	-336
1,062		1,240	-178
991		1,157	-166
3,381		3,230	151
2,263		2,158	105
458		436	22
3,219		1,261	1,958
3,067		2,512	555

Form 990PF Part IV - Capital Gains and Losses for Tax on Investment Income - Columns i - l

Complete only for assets showing gain in column (h) and owned by the foundation on 12/31/69			(l) Gains (Col (h) gain minus col (k), but not less than -0-) or Losses (from col (h))
(i) F M V as of 12/31/69	(j) Adjusted basis as of 12/31/69	(k) Excess of col (i) over col (j), if any	
			3,795
			-1,040
			-336
			-178
			-166
			151
			105
			22
			1,958
			555

Form 990PF Part IV - Capital Gains and Losses for Tax on Investment Income - Columns a - d

List and describe the kind(s) of property sold (e g , real estate, (a) 2-story brick warehouse, or common stock, 200 shs MLC Co )	How acquired P—Purchase (b) D—Donation	Date acquired (c) (mo , day, yr )	(d) Date sold (mo , day, yr )
44 VERINT SYS INC		2014-06-24	2015-05-21
10 VISTA OUTDOOR INC		2014-09-04	2015-05-21
34 VISTA OUTDOOR INC		2014-01-03	2015-05-21
52 VISTA OUTDOOR INC		2014-12-18	2015-05-21
12 VISTA OUTDOOR INC		2014-11-06	2015-05-21
26 VISTA OUTDOOR INC		2014-12-17	2015-05-21
132 WADDELL & REED FINANCIAL		2015-02-19	2015-05-21
44 WEST CORP		2015-03-27	2015-05-21
30 WORLD FUEL SVCS CORP COM		2012-05-08	2015-05-21
11 WORLD FUEL SVCS CORP COM		2012-05-09	2015-05-21

Form 990PF Part IV - Capital Gains and Losses for Tax on Investment Income - Columns e - h

(e) Gross sales price	Depreciation allowed (f) (or allowable)	Cost or other basis (g) plus expense of sale	Gain or (loss) (h) (e) plus (f) minus (g)
2,826		2,194	632
456		352	104
1,551		1,152	399
2,371		1,593	778
547		366	181
1,186		749	437
6,491		6,828	-337
1,392		1,450	-58
1,528		1,116	412
560		408	152

Form 990PF Part IV - Capital Gains and Losses for Tax on Investment Income - Columns i - l

Complete only for assets showing gain in column (h) and owned by the foundation on 12/31/69			(l) Gains (Col (h) gain minus col (k), but not less than -0-) or Losses (from col (h))
(i) F M V as of 12/31/69	Adjusted basis (j) as of 12/31/69	Excess of col (i) (k) over col (j), if any	
			632
			104
			399
			778
			181
			437
			-337
			-58
			412
			152



Form 990PF Part IV - Capital Gains and Losses for Tax on Investment Income - Columns a - d

List and describe the kind(s) of property sold (e g , real estate, (a) 2-story brick warehouse, or common stock, 200 shs MLC Co )	(b) How acquired P—Purchase D—Donation	(c) Date acquired (mo , day, yr )	(d) Date sold (mo , day, yr )
74 WORTHINGTON IND INC		2014-03-11	2015-05-21
31 ZEBRA TECHNOLOGIES CORP CL A COM		2014-12-09	2015-05-21
37 AMBARELLA INC SEDOL B7KH3G6		2014-06-24	2015-05-21
16 MONTPELIER RE HOLDINGS LTD [QDI]		2014-09-04	2015-05-21
97 MONTPELIER RE HOLDINGS LTD [QDI]		2012-01-19	2015-05-21
1 WHITE MOUNTAINS INSURANCE GROUP [QDI]		2014-09-04	2015-05-21
5 WHITE MOUNTAINS INSURANCE GROUP [QDI]		2012-01-19	2015-05-21
225 PRAXAIR INC COM		2007-03-14	2015-05-27
1625 SLM CORP COMMON STOCK		2011-11-23	2015-05-27
12 BAXTER INTERNATIONAL INC COM		2014-05-23	2015-05-29

Form 990PF Part IV - Capital Gains and Losses for Tax on Investment Income - Columns e - h

(e) Gross sales price	(f) Depreciation allowed (or allowable)	(g) Cost or other basis plus expense of sale	(h) Gain or (loss) (e) plus (f) minus (g)
2,042		2,986	-944
3,368		2,365	1,003
3,073		1,159	1,914
622		504	118
3,771		1,652	2,119
645		644	1
3,227		2,249	978
27,251		13,561	13,690
16,807		7,076	9,731
798		894	-96

Form 990PF Part IV - Capital Gains and Losses for Tax on Investment Income - Columns i - l

Complete only for assets showing gain in column (h) and owned by the foundation on 12/31/69			(l) Gains (Col (h) gain minus col (k), but not less than -0-) or Losses (from col (h))
(i) F M V as of 12/31/69	(j) Adjusted basis as of 12/31/69	(k) Excess of col (i) over col (j), if any	
			-944
			1,003
			1,914
			118
			2,119
			1
			978
			13,690
			9,731
			-96

Form 990PF Part IV - Capital Gains and Losses for Tax on Investment Income - Columns a - d

List and describe the kind(s) of property sold (e g , real estate, (a) 2-story brick warehouse, or common stock, 200 shs MLC Co )	(b) How acquired P—Purchase D—Donation	(c) Date acquired (mo , day, yr )	(d) Date sold (mo , day, yr )
342 BAXTER INTERNATIONAL INC COM		2014-02-12	2015-05-29
204 ENBRIDGE ENERGY MGMT L L C SHS UNITS REPSTG LTD LIABILITY		2015-01-29	2015-05-29
27 EXELIS INC		2014-11-06	2015-06-01
334 EXELIS INC		2014-11-07	2015-06-01
181 EXELIS INC		2014-11-07	2015-06-01
48 MAGELLAN MIDSTREAM PARTNERS [LP]		2015-01-29	2015-06-05
55 TC PIPELINES LP UNIT COM [LP]		2015-01-29	2015-06-05
241 TC PIPELINES LP UNIT COM [LP]		2015-01-29	2015-06-08
650 DONALDSON CO INC		2015-04-15	2015-06-10
267 DONALDSON CO INC		2015-04-15	2015-06-10

Form 990PF Part IV - Capital Gains and Losses for Tax on Investment Income - Columns e - h

(e) Gross sales price	(f) Depreciation allowed (or allowable)	(g) Cost or other basis plus expense of sale	(h) Gain or (loss) (e) plus (f) minus (g)
22,751		23,721	-970
7		7	
669		486	183
8,278		5,992	2,286
4,486		3,247	1,239
3,781		3,615	166
3,477		3,440	37
14,931		15,072	-141
23,114		24,616	-1,502
9,534		10,111	-577

Form 990PF Part IV - Capital Gains and Losses for Tax on Investment Income - Columns i - l

Complete only for assets showing gain in column (h) and owned by the foundation on 12/31/69			(l) Gains (Col (h) gain minus col (k), but not less than -0-) or Losses (from col (h))
(i) F M V as of 12/31/69	(j) Adjusted basis as of 12/31/69	(k) Excess of col (i) over col (j), if any	
			-970
			183
			2,286
			1,239
			166
			37
			-141
			-1,502
			-577

Form 990PF Part IV - Capital Gains and Losses for Tax on Investment Income - Columns a - d

List and describe the kind(s) of property sold (e g , real estate, (a) 2-story brick warehouse, or common stock, 200 shs MLC Co )	(b) How acquired P—Purchase D—Donation	(c) Date acquired (mo , day, yr )	(d) Date sold (mo , day, yr )
662 DONALDSON CO INC		2015-04-15	2015-06-11
38 FACTSET RESH SYS INC		2015-04-15	2015-06-11
50000 LILLY ELI & CO 01/10/96 6 570 01/01/16		2012-10-15	2015-06-11
34 UNITEDHEALTH GROUP INC		2015-04-15	2015-06-11
55 WALGREENS BOOTS ALLIANCE INC		2015-04-15	2015-06-11
820 ISHARES TR S&P 500 INDEX FD		2014-12-11	2015-06-12
555 HARRIS CORP DEL COM		2015-06-01	2015-06-15
69 ACADIA HEALTHCARE CO INC		2014-03-12	2015-06-17
26 ACETO CHEM INC COMMON		2014-03-11	2015-06-17
66 AKORN INC		2014-03-11	2015-06-17

Form 990PF Part IV - Capital Gains and Losses for Tax on Investment Income - Columns e - h

(e) Gross sales price	(f) Depreciation allowed (or allowable)	(g) Cost or other basis plus expense of sale	(h) Gain or (loss) (e) plus (f) minus (g)
23,679		25,070	-1,391
6,312		6,065	247
51,780		56,014	-4,234
4,069		3,979	90
4,717		5,028	-311
173,287		170,035	3,252
43		44	-1
4,982		3,159	1,823
656		501	155
3,102		1,474	1,628

Form 990PF Part IV - Capital Gains and Losses for Tax on Investment Income - Columns i - l

Complete only for assets showing gain in column (h) and owned by the foundation on 12/31/69			(l) Gains (Col (h) gain minus col (k), but not less than -0-) or Losses (from col (h))
(i) F M V as of 12/31/69	(j) Adjusted basis as of 12/31/69	(k) Excess of col (i) over col (j), if any	
			-1,391
			247
			-4,234
			90
			-311
			3,252
			-1
			1,823
			155
			1,628

Form 990PF Part IV - Capital Gains and Losses for Tax on Investment Income - Columns a - d

List and describe the kind(s) of property sold (e g , real estate, (a) 2-story brick warehouse, or common stock, 200 shs MLC Co )	(b) How acquired P—Purchase D—Donation	(c) Date acquired (mo , day, yr )	(d) Date sold (mo , day, yr )
25 AKORN INC		2014-03-26	2015-06-17
142 HORACE MANN EDUCATORS CORP		2014-03-12	2015-06-17
48 INTEGRATED DEVICE TECHNOLOGY COM		2014-09-30	2015-06-17
113 KAPSTONE PAPER & PACKAGING		2014-03-11	2015-06-17
12 LIGAND PHARMACEUTICALS INC		2014-03-11	2015-06-17
10 MANHATTAN ASSOCIATES INC		2014-03-11	2015-06-17
58 MOOG INC CL A		2014-03-11	2015-06-17
24 NN INC		2014-09-30	2015-06-17
12 PINNACLE FINL PARTNERS INC		2014-03-11	2015-06-17
24 SKECHERS USA INC - CL A		2014-06-24	2015-06-17

Form 990PF Part IV - Capital Gains and Losses for Tax on Investment Income - Columns e - h

(e) Gross sales price	(f) Depreciation allowed (or allowable)	(g) Cost or other basis plus expense of sale	(h) Gain or (loss) (e) plus (f) minus (g)
1,175		549	626
5,037		4,129	908
1,147		769	378
2,939		3,467	-528
1,118		844	274
597		396	201
3,991		3,661	330
688		644	44
644		439	205
2,650		1,092	1,558

Form 990PF Part IV - Capital Gains and Losses for Tax on Investment Income - Columns i - l

Complete only for assets showing gain in column (h) and owned by the foundation on 12/31/69			(l) Gains (Col (h) gain minus col (k), but not less than -0-) or Losses (from col (h))
(i) F M V as of 12/31/69	(j) Adjusted basis as of 12/31/69	(k) Excess of col (i) over col (j), if any	
			626
			908
			378
			-528
			274
			201
			330
			44
			205
			1,558

Form 990PF Part IV - Capital Gains and Losses for Tax on Investment Income - Columns a - d

List and describe the kind(s) of property sold (e g , real estate, (a) 2-story brick warehouse, or common stock, 200 shs MLC Co )	(b) How acquired P—Purchase D—Donation	(c) Date acquired (mo , day, yr )	(d) Date sold (mo , day, yr )
24 STARZ CL A		2014-09-30	2015-06-17
21 TESCO CORP [QDI]		2014-09-30	2015-06-17
60 WORTHINGTON IND INC		2014-03-11	2015-06-17
67 WORTHINGTON IND INC		2015-03-27	2015-06-17
40 ZEBRA TECHNOLOGIES CORP CL A COM		2014-12-09	2015-06-17
23 AMBARELLA INC SEDOL B7KH3G6		2014-06-24	2015-06-17
16 AKORN INC		2014-03-26	2015-06-18
8 PINNACLE FINL PARTNERS INC		2014-03-11	2015-06-18
86 TESCO CORP [QDI]		2014-09-30	2015-06-18
2 TESCO CORP [QDI]		2015-03-30	2015-06-18

Form 990PF Part IV - Capital Gains and Losses for Tax on Investment Income - Columns e - h

(e) Gross sales price	(f) Depreciation allowed (or allowable)	(g) Cost or other basis plus expense of sale	(h) Gain or (loss) (e) plus (f) minus (g)
1,015		807	208
241		419	-178
1,648		2,421	-773
1,840		1,767	73
4,540		3,051	1,489
2,761		720	2,041
751		351	400
425		293	132
968		1,718	-750
23		23	

Form 990PF Part IV - Capital Gains and Losses for Tax on Investment Income - Columns i - l

Complete only for assets showing gain in column (h) and owned by the foundation on 12/31/69			(l) Gains (Col (h) gain minus col (k), but not less than -0-) or Losses (from col (h))
(i) F M V as of 12/31/69	(j) Adjusted basis as of 12/31/69	(k) Excess of col (i) over col (j), if any	
			208
			-178
			-773
			73
			1,489
			2,041
			400
			132
			-750

Form 990PF Part IV - Capital Gains and Losses for Tax on Investment Income - Columns a - d

List and describe the kind(s) of property sold (e g , real estate, (a) 2-story brick warehouse, or common stock, 200 shs MLC Co )	(b) How acquired P—Purchase D—Donation	(c) Date acquired (mo , day, yr )	(d) Date sold (mo , day, yr )
99 TESCO CORP [QDI]		2015-03-27	2015-06-18
29 TESCO CORP [QDI]		2015-03-27	2015-06-18
12 ZEBRA TECHNOLOGIES CORP CL A COM		2014-12-09	2015-06-18
40 INTEGRYS ENERGY_WI ENERGY MERGER		2012-01-27	2015-06-30
46 INTEGRYS ENERGY_WI ENERGY MERGER		2011-12-14	2015-06-30
40 SYSMEX CORP ADR [QDI]		2014-10-14	2015-07-07
67 ADVENT SOFTWARE INC		2012-01-19	2015-07-09
67 ADVENT SOFTWARE INC		2012-01-18	2015-07-09
67 ADVENT SOFTWARE INC		2012-01-18	2015-07-09
154 ENERGY TRANSFER PARTNERS [LP]		2015-01-29	2015-07-09

Form 990PF Part IV - Capital Gains and Losses for Tax on Investment Income - Columns e - h

(e) Gross sales price	(f) Depreciation allowed (or allowable)	(g) Cost or other basis plus expense of sale	(h) Gain or (loss) (e) plus (f) minus (g)
1,114		1,145	-31
326		325	1
1,358		893	465
700			700
853			853
1,242		746	496
2,965		1,270	1,695
2,965		1,257	1,708
2,965		1,257	1,708
8,007		8,218	-211

Form 990PF Part IV - Capital Gains and Losses for Tax on Investment Income - Columns i - l

Complete only for assets showing gain in column (h) and owned by the foundation on 12/31/69			(l) Gains (Col (h) gain minus col (k), but not less than -0-) or Losses (from col (h))
(i) F M V as of 12/31/69	(j) Adjusted basis as of 12/31/69	(k) Excess of col (i) over col (j), if any	
			-31
			1
			465
			700
			853
			496
			1,695
			1,708
			1,708
			-211

Form 990PF Part IV - Capital Gains and Losses for Tax on Investment Income - Columns a - d

List and describe the kind(s) of property sold (e g , real estate, (a) 2-story brick warehouse, or common stock, 200 shs MLC Co )	(b) How acquired P—Purchase D—Donation	(c) Date acquired (mo , day, yr )	(d) Date sold (mo , day, yr )
210 KINDER MORGAN INC DEL		2015-01-29	2015-07-09
10 SYSMEX CORP ADR [QDI]		2014-10-14	2015-07-09
44 SYSMEX CORP ADR [QDI]		2013-06-13	2015-07-09
296 WILLIAMS COS COM		2015-01-29	2015-07-09
180 SYSMEX CORP ADR [QDI]		2013-06-13	2015-07-10
84 SYSMEX CORP ADR [QDI]		2012-12-04	2015-07-10
61 SYSMEX CORP ADR [QDI]		2012-12-06	2015-07-10
150 CVS/CAREMARK CORPORATION		2010-07-06	2015-07-21
475 ISHARES TR S&P 500 INDEX FD		2015-01-22	2015-07-21
425 NATIONAL-OILWELL INC		2011-05-10	2015-07-21

Form 990PF Part IV - Capital Gains and Losses for Tax on Investment Income - Columns e - h

(e) Gross sales price	(f) Depreciation allowed (or allowable)	(g) Cost or other basis plus expense of sale	(h) Gain or (loss) (e) plus (f) minus (g)
7,912		8,538	-626
298		187	111
1,310		712	598
16,820		12,657	4,163
5,383		2,914	2,469
2,512		981	1,531
1,824		704	1,120
16,486		4,295	12,191
101,192		97,641	3,551
18,462		27,377	-8,915

Form 990PF Part IV - Capital Gains and Losses for Tax on Investment Income - Columns i - l

Complete only for assets showing gain in column (h) and owned by the foundation on 12/31/69			(l) Gains (Col (h) gain minus col (k), but not less than -0-) or Losses (from col (h))
(i) F M V as of 12/31/69	(j) Adjusted basis as of 12/31/69	(k) Excess of col (i) over col (j), if any	
			-626
			111
			598
			4,163
			2,469
			1,531
			1,120
			12,191
			3,551
			-8,915

Form 990PF Part IV - Capital Gains and Losses for Tax on Investment Income - Columns a - d

List and describe the kind(s) of property sold (e g , real estate, (a) 2-story brick warehouse, or common stock, 200 shs MLC Co )	How acquired P—Purchase (b) D—Donation	Date acquired (c) (mo , day, yr )	(d) Date sold (mo , day, yr )
75000 ORACLE CORP 06/12/06 5 250 01/15/16		2015-04-30	2015-07-22
9 445 TOPBUILD CORP COM		2013-10-16	2015-07-23
18 555 TOPBUILD CORP COM		2013-10-16	2015-07-23
555 TOPBUILD CORP COM		2013-10-16	2015-07-24
55 HARRIS CORP DEL COM		2015-06-01	2015-07-27
11 DIRECTV		2014-05-23	2015-07-28
40 DIRECTV		2014-05-23	2015-07-28
11 DIRECTV		2014-05-23	2015-07-28
217 DIRECTV		2014-05-23	2015-07-28
51 DIRECTV		2014-05-22	2015-07-28

Form 990PF Part IV - Capital Gains and Losses for Tax on Investment Income - Columns e - h

(e) Gross sales price	Depreciation allowed (f) (or allowable)	Cost or other basis (g) plus expense of sale	Gain or (loss) (h) (e) plus (f) minus (g)
76,649		77,434	-785
287		192	95
563		347	216
17		11	6
4,396		4,357	39
1,035		926	109
3,765		3,363	402
1,035		925	110
20,427		18,244	2,183
4,801		4,280	521

Form 990PF Part IV - Capital Gains and Losses for Tax on Investment Income - Columns i - l

Complete only for assets showing gain in column (h) and owned by the foundation on 12/31/69			(l) Gains (Col (h) gain minus col (k), but not less than -0-) or Losses (from col (h))
(i) F M V as of 12/31/69	Adjusted basis (j) as of 12/31/69	Excess of col (i) (k) over col (j), if any	
			-785
			95
			216
			6
			39
			109
			402
			110
			2,183
			521



Form 990PF Part IV - Capital Gains and Losses for Tax on Investment Income - Columns a - d

List and describe the kind(s) of property sold (e g , real estate, (a) 2-story brick warehouse, or common stock, 200 shs MLC Co )	(b) How acquired P—Purchase D—Donation	(c) Date acquired (mo , day, yr )	(d) Date sold (mo , day, yr )
2 ITAU UNIBANCO HOLDINGS SA [NQDI]		2011-07-22	2015-07-29
008 WEC ENERGY GROUP INC		2011-07-22	2015-07-29
36 AT&T INC		2014-05-23	2015-08-04
40 TEJON RANCH CO WTS EXP 08/31/16		2013-09-06	2015-08-10
3213 ALERIAN MLP ETF		2015-04-15	2015-08-11
1403 XILINX INC COM		2015-04-15	2015-08-11
50000 CREDIT SUISSE USA INC 08/17/05 5 125 08/15/15		2012-10-02	2015-08-15
116 ACTIVISION BLIZZARD INC		2012-03-23	2015-08-17
19 AGILENT TECHNOLOGIES INC		2011-07-22	2015-08-17
14 AGILENT TECHNOLOGIES INC		2011-12-14	2015-08-17

Form 990PF Part IV - Capital Gains and Losses for Tax on Investment Income - Columns e - h

(e) Gross sales price	(f) Depreciation allowed (or allowable)	(g) Cost or other basis plus expense of sale	(h) Gain or (loss) (e) plus (f) minus (g)
2		3	-1
12		12	
17		1	16
47,134		53,761	-6,627
60,364		61,829	-1,465
50,000		53,902	-3,902
3,399		1,478	1,921
736		645	91
542		336	206

Form 990PF Part IV - Capital Gains and Losses for Tax on Investment Income - Columns i - l

Complete only for assets showing gain in column (h) and owned by the foundation on 12/31/69			(l) Gains (Col (h) gain minus col (k), but not less than -0-) or Losses (from col (h))
(i) F M V as of 12/31/69	(j) Adjusted basis as of 12/31/69	(k) Excess of col (i) over col (j), if any	
			-1
			16
			-6,627
			-1,465
			-3,902
			1,921
			91
			206

Form 990PF Part IV - Capital Gains and Losses for Tax on Investment Income - Columns a - d

List and describe the kind(s) of property sold (e g , real estate, (a) 2-story brick warehouse, or common stock, 200 shs MLC Co )	(b) How acquired P—Purchase D—Donation	(c) Date acquired (mo , day, yr )	(d) Date sold (mo , day, yr )
32 AKAMAI TECHNOLOGIES INC		2011-07-22	2015-08-17
21 AKAMAI TECHNOLOGIES INC		2011-12-14	2015-08-17
54 ALLEGHENY TECHNOLOGIES INC		2013-01-10	2015-08-17
34 AMERICAN TOWER CORP		2011-12-14	2015-08-17
16 AMERICAN TOWER CORP		2011-07-22	2015-08-17
34 AMERISOURCEBERGEN CORP		2013-03-13	2015-08-17
19 ANSYS INC COM		2011-12-14	2015-08-17
7 ANSYS INC COM		2011-07-22	2015-08-17
33 AUTODESK INC COM		2011-07-22	2015-08-17
14 AUTODESK INC COM		2011-12-14	2015-08-17

Form 990PF Part IV - Capital Gains and Losses for Tax on Investment Income - Columns e - h

(e) Gross sales price	(f) Depreciation allowed (or allowable)	(g) Cost or other basis plus expense of sale	(h) Gain or (loss) (e) plus (f) minus (g)
2,346		960	1,386
1,539		559	980
1,066		1,670	-604
3,435		1,968	1,467
1,617		851	766
3,549		1,658	1,891
1,831		1,101	730
675		373	302
1,823		1,215	608
773		440	333

Form 990PF Part IV - Capital Gains and Losses for Tax on Investment Income - Columns i - l

Complete only for assets showing gain in column (h) and owned by the foundation on 12/31/69			(l) Gains (Col (h) gain minus col (k), but not less than -0-) or Losses (from col (h))
(i) F M V as of 12/31/69	(j) Adjusted basis as of 12/31/69	(k) Excess of col (i) over col (j), if any	
			1,386
			980
			-604
			1,467
			766
			1,891
			730
			302
			608
			333

Form 990PF Part IV - Capital Gains and Losses for Tax on Investment Income - Columns a - d

List and describe the kind(s) of property sold (e g , real estate, (a) 2-story brick warehouse, or common stock, 200 shs MLC Co )	(b) How acquired P—Purchase D—Donation	(c) Date acquired (mo , day, yr )	(d) Date sold (mo , day, yr )
8 BARD C R INC COM		2011-07-22	2015-08-17
5 BARD C R INC COM		2011-12-14	2015-08-17
7 BIO RAD LABS INC CL A		2011-07-22	2015-08-17
4 BIO RAD LABS INC CL A		2011-12-14	2015-08-17
23 BORG-WARNER AUTOMOTIVE INC		2011-07-22	2015-08-17
30 BORG-WARNER AUTOMOTIVE INC		2011-12-14	2015-08-17
8 BOSTON PROPERTIES INC COM		2011-07-22	2015-08-17
7 BOSTON PROPERTIES INC COM		2011-12-14	2015-08-17
106 CBRE GROUP INC		2012-03-14	2015-08-17
58 CSX CORP COM		2011-07-22	2015-08-17

Form 990PF Part IV - Capital Gains and Losses for Tax on Investment Income - Columns e - h

(e) Gross sales price	(f) Depreciation allowed (or allowable)	(g) Cost or other basis plus expense of sale	(h) Gain or (loss) (e) plus (f) minus (g)
1,598		806	792
999		424	575
1,043		825	218
596		357	239
1,074		880	194
1,400		939	461
981		900	81
858		660	198
3,999		2,150	1,849
1,714		1,478	236

Form 990PF Part IV - Capital Gains and Losses for Tax on Investment Income - Columns i - l

Complete only for assets showing gain in column (h) and owned by the foundation on 12/31/69			(l) Gains (Col (h) gain minus col (k), but not less than -0-) or Losses (from col (h))
(i) F M V as of 12/31/69	(j) Adjusted basis as of 12/31/69	(k) Excess of col (i) over col (j), if any	
			792
			575
			218
			239
			194
			461
			81
			198
			1,849
			236

Form 990PF Part IV - Capital Gains and Losses for Tax on Investment Income - Columns a - d

List and describe the kind(s) of property sold (e g , real estate, (a) 2-story brick warehouse, or common stock, 200 shs MLC Co )	(b) How acquired P—Purchase D—Donation	(c) Date acquired (mo , day, yr )	(d) Date sold (mo , day, yr )
39 CSX CORP COM		2011-12-14	2015-08-17
28 CABOT CORP COM		2013-10-02	2015-08-17
22 CUMMINS ENGINE INC COM		2011-12-14	2015-08-17
88 D R HORTON INC COM		2011-07-22	2015-08-17
73 D R HORTON INC COM		2011-12-14	2015-08-17
18 DARDEN RESTAURANTS INC		2011-07-22	2015-08-17
17 DARDEN RESTAURANTS INC		2011-12-14	2015-08-17
42 DENTSPLY INTL INC NEW COM		2015-02-25	2015-08-17
23 DOVER CORP COM		2014-07-25	2015-08-17
8 EASTMAN CHEM CO COM		2011-07-22	2015-08-17

Form 990PF Part IV - Capital Gains and Losses for Tax on Investment Income - Columns e - h

(e) Gross sales price	(f) Depreciation allowed (or allowable)	(g) Cost or other basis plus expense of sale	(h) Gain or (loss) (e) plus (f) minus (g)
1,153		786	367
977		1,193	-216
2,826		1,905	921
2,739		1,058	1,681
2,272		862	1,410
1,305		962	343
1,232		733	499
2,380		2,237	143
1,482		2,040	-558
619		417	202

Form 990PF Part IV - Capital Gains and Losses for Tax on Investment Income - Columns i - l

Complete only for assets showing gain in column (h) and owned by the foundation on 12/31/69			(l) Gains (Col (h) gain minus col (k), but not less than -0-) or Losses (from col (h))
(i) F M V as of 12/31/69	(j) Adjusted basis as of 12/31/69	(k) Excess of col (i) over col (j), if any	
			367
			-216
			921
			1,681
			1,410
			343
			499
			143
			-558
			202

Form 990PF Part IV - Capital Gains and Losses for Tax on Investment Income - Columns a - d

List and describe the kind(s) of property sold (e g , real estate, (a) 2-story brick warehouse, or common stock, 200 shs MLC Co )	How acquired P—Purchase (b) D—Donation	Date acquired (c) (mo , day, yr )	(d) Date sold (mo , day, yr )
33 EASTMAN CHEM CO COM		2011-12-14	2015-08-17
2 EATON VANCE CORP COM NON VTG		2011-07-22	2015-08-17
60 EATON VANCE CORP COM NON VTG		2012-01-27	2015-08-17
8 EHOSTAR HOLDING CORP CL A		2013-02-21	2015-08-17
6 EHOSTAR HOLDING CORP CL A		2013-02-21	2015-08-17
26 EHOSTAR HOLDING CORP CL A		2013-02-21	2015-08-17
14 EXPRESS SCRIPTS HOLDINGS		2011-07-22	2015-08-17
21 EXPRESS SCRIPTS HOLDINGS		2011-12-14	2015-08-17
45 GATX CORP COM		2011-12-14	2015-08-17
9 GENERAL DYNAMICS CORP COM		2011-07-22	2015-08-17

Form 990PF Part IV - Capital Gains and Losses for Tax on Investment Income - Columns e - h

(e) Gross sales price	Depreciation allowed (f) (or allowable)	Cost or other basis (g) plus expense of sale	Gain or (loss) (h) (e) plus (f) minus (g)
2,552		1,199	1,353
78		57	21
2,336		1,570	766
373		317	56
280		237	43
1,213		1,023	190
1,246		799	447
1,869		920	949
2,261		1,843	418
1,373		639	734

Form 990PF Part IV - Capital Gains and Losses for Tax on Investment Income - Columns i - l

Complete only for assets showing gain in column (h) and owned by the foundation on 12/31/69			Gains (Col (h) gain minus col (k), but not less than -0-) or (l) Losses (from col (h))
(i) F M V as of 12/31/69	Adjusted basis (j) as of 12/31/69	Excess of col (i) (k) over col (j), if any	
			1,353
			21
			766
			56
			43
			190
			447
			949
			418
			734

Form 990PF Part IV - Capital Gains and Losses for Tax on Investment Income - Columns a - d

List and describe the kind(s) of property sold (e g , real estate, (a) 2-story brick warehouse, or common stock, 200 shs MLC Co )	(b) How acquired P—Purchase D—Donation	(c) Date acquired (mo , day, yr )	(d) Date sold (mo , day, yr )
11 GENERAL DYNAMICS CORP COM		2011-12-14	2015-08-17
27 GLOBAL PAYMENTS INC W/I		2011-12-14	2015-08-17
2625 103 HOTCHKIS & WILEY HIGH YIELD I		2014-07-15	2015-08-17
5 INTERCONTINENTAL EXCHANGE, INC		2011-07-22	2015-08-17
10 INTERCONTINENTAL EXCHANGE, INC		2011-12-14	2015-08-17
25 INTUIT COM		2011-12-14	2015-08-17
25 INTUIT COM		2011-07-22	2015-08-17
1550 ISHARES BARCLAYS TIPS BOND FUND		2015-05-27	2015-08-17
1170 ISHARES TR S&P 500 INDEX FD		2015-01-22	2015-08-17
375 ISHARES TR S&P 500 INDEX FD		2014-10-08	2015-08-17

Form 990PF Part IV - Capital Gains and Losses for Tax on Investment Income - Columns e - h

(e) Gross sales price	(f) Depreciation allowed (or allowable)	(g) Cost or other basis plus expense of sale	(h) Gain or (loss) (e) plus (f) minus (g)
1,678		699	979
3,154		1,192	1,962
32,000		34,993	-2,993
1,204		646	558
2,408		1,172	1,236
2,639		1,308	1,331
2,639		1,197	1,442
173,504		174,763	-1,259
247,357		240,505	6,852
79,281		72,995	6,286

Form 990PF Part IV - Capital Gains and Losses for Tax on Investment Income - Columns i - l

Complete only for assets showing gain in column (h) and owned by the foundation on 12/31/69			(l) Gains (Col (h) gain minus col (k), but not less than -0-) or Losses (from col (h))
(i) F M V as of 12/31/69	(j) Adjusted basis as of 12/31/69	(k) Excess of col (i) over col (j), if any	
			979
			1,962
			-2,993
			558
			1,236
			1,331
			1,442
			-1,259
			6,852
			6,286

Form 990PF Part IV - Capital Gains and Losses for Tax on Investment Income - Columns a - d

List and describe the kind(s) of property sold (e g , real estate, (a) 2-story brick warehouse, or common stock, 200 shs MLC Co )	(b) How acquired P—Purchase D—Donation	(c) Date acquired (mo , day, yr )	(d) Date sold (mo , day, yr )
1700 ISHARES HIGH YIELD CORP BD FD ETF		2011-10-12	2015-08-17
22 JOY GLOBAL INC		2011-07-22	2015-08-17
17 JOY GLOBAL INC		2011-12-14	2015-08-17
179 KEY CORP NEW		2012-01-27	2015-08-17
1 KEYSIGHT TECHNOLOGIES INC		2015-04-21	2015-08-17
35 KEYSIGHT TECHNOLOGIES INC		2015-04-22	2015-08-17
19 LABORATORY CORP AMER HLDGS		2015-05-15	2015-08-17
108 MASCO CORP COM		2013-10-16	2015-08-17
32 MEDNAX INC		2012-08-10	2015-08-17
24 MURPHY OIL CORP		2012-03-02	2015-08-17

Form 990PF Part IV - Capital Gains and Losses for Tax on Investment Income - Columns e - h

(e) Gross sales price	(f) Depreciation allowed (or allowable)	(g) Cost or other basis plus expense of sale	(h) Gain or (loss) (e) plus (f) minus (g)
146,843		146,608	235
559		2,198	-1,639
432		1,277	-845
2,637		1,441	1,196
30		36	-6
1,059		1,261	-202
2,367		2,234	133
2,974		1,890	1,084
2,727		1,106	1,621
774		1,285	-511

Form 990PF Part IV - Capital Gains and Losses for Tax on Investment Income - Columns i - l

Complete only for assets showing gain in column (h) and owned by the foundation on 12/31/69			(l) Gains (Col (h) gain minus col (k), but not less than -0-) or Losses (from col (h))
(i) F M V as of 12/31/69	(j) Adjusted basis as of 12/31/69	(k) Excess of col (i) over col (j), if any	
			235
			-1,639
			-845
			1,196
			-6
			-202
			133
			1,084
			1,621
			-511

Form 990PF Part IV - Capital Gains and Losses for Tax on Investment Income - Columns a - d

List and describe the kind(s) of property sold (e g , real estate, (a) 2-story brick warehouse, or common stock, 200 shs MLC Co )	(b) How acquired P—Purchase D—Donation	(c) Date acquired (mo , day, yr )	(d) Date sold (mo , day, yr )
6 NEWFIELD EXPL CO		2011-07-22	2015-08-17
56 NEWFIELD EXPL CO		2011-12-14	2015-08-17
375 NORFOLK SOUTHERN CORP COM		2011-10-26	2015-08-17
43 PROGRESSIVE CORP OHIO COM		2011-07-22	2015-08-17
30 PROGRESSIVE CORP OHIO COM		2011-12-14	2015-08-17
47 RAYMOND JAMES FINL INC COM		2011-07-22	2015-08-17
5 RAYMOND JAMES FINL INC COM		2011-12-14	2015-08-17
16 REINSURANCE GROUP AMER INC		2011-07-22	2015-08-17
12 REINSURANCE GROUP AMER INC		2011-12-14	2015-08-17
43 REP SVCS INC		2011-07-22	2015-08-17

Form 990PF Part IV - Capital Gains and Losses for Tax on Investment Income - Columns e - h

(e) Gross sales price	(f) Depreciation allowed (or allowable)	(g) Cost or other basis plus expense of sale	(h) Gain or (loss) (e) plus (f) minus (g)
211		439	-228
1,971		2,141	-170
30,723		26,283	4,440
1,340		879	461
935		563	372
2,747		1,611	1,136
292		146	146
1,571		999	572
1,178		592	586
1,861		1,309	552

Form 990PF Part IV - Capital Gains and Losses for Tax on Investment Income - Columns i - l

Complete only for assets showing gain in column (h) and owned by the foundation on 12/31/69			(l) Gains (Col (h) gain minus col (k), but not less than -0-) or Losses (from col (h))
(i) F M V as of 12/31/69	(j) Adjusted basis as of 12/31/69	(k) Excess of col (i) over col (j), if any	
			-228
			-170
			4,440
			461
			372
			1,136
			146
			572
			586
			552



Form 990PF Part IV - Capital Gains and Losses for Tax on Investment Income - Columns a - d

List and describe the kind(s) of property sold (e g , real estate, (a) 2-story brick warehouse, or common stock, 200 shs MLC Co )	How acquired P—Purchase (b) D—Donation	Date acquired (c) (mo , day, yr )	(d) Date sold (mo , day, yr )
37 REP SVCS INC		2011-12-14	2015-08-17
12 SCOTTS CO		2011-07-22	2015-08-17
9 SCOTTS CO		2012-01-27	2015-08-17
8 SCOTTS CO		2011-12-14	2015-08-17
91 SEALED AIR CORP NEW COM		2012-11-09	2015-08-17
1 SNAP-ON INC		2011-07-22	2015-08-17
30 SNAP-ON INC		2012-01-31	2015-08-17
36 STIFEL FINL CORP		2013-10-30	2015-08-17
15 STIFEL FINL CORP		2013-10-31	2015-08-17
47 SYNOPSYS INC A COM		2013-01-07	2015-08-17

Form 990PF Part IV - Capital Gains and Losses for Tax on Investment Income - Columns e - h

(e) Gross sales price	Depreciation allowed (f) (or allowable)	Cost or other basis (g) plus expense of sale	Gain or (loss) (h) (e) plus (f) minus (g)
1,602		1,003	599
793		597	196
595		430	165
529		349	180
4,984		1,516	3,468
169		61	108
5,072		1,692	3,380
1,902		1,507	395
793		627	166
2,445		1,491	954

Form 990PF Part IV - Capital Gains and Losses for Tax on Investment Income - Columns i - l

Complete only for assets showing gain in column (h) and owned by the foundation on 12/31/69			(l) Gains (Col (h) gain minus col (k), but not less than -0-) or Losses (from col (h))
(i) F M V as of 12/31/69	Adjusted basis (j) as of 12/31/69	Excess of col (i) (k) over col (j), if any	
			599
			196
			165
			180
			3,468
			108
			3,380
			395
			166
			954

Form 990PF Part IV - Capital Gains and Losses for Tax on Investment Income - Columns a - d

List and describe the kind(s) of property sold (e g , real estate, (a) 2-story brick warehouse, or common stock, 200 shs MLC Co )	(b) How acquired P—Purchase D—Donation	Date acquired (c) (mo , day, yr )	(d) Date sold (mo , day, yr )
16850 5 TCW EMERGING MARKETS INCOME CL I		2014-02-12	2015-08-17
6508 135 TCW EMERGING MARKETS INCOME CL I		2015-03-05	2015-08-17
28 TJX COS INC NEW COM		2011-12-14	2015-08-17
44 TJX COS INC NEW COM		2011-07-22	2015-08-17
29 VALSPAR CORP		2011-12-14	2015-08-17
16 VALSPAR CORP		2011-07-22	2015-08-17
1 WEC ENERGY GROUP INC		2011-07-22	2015-08-17
40 WEC ENERGY GROUP INC		2011-12-14	2015-08-17
33 WHITING PETROLEUM CORP		2012-08-21	2015-08-17
32 XILINX INC COM		2011-07-22	2015-08-17

Form 990PF Part IV - Capital Gains and Losses for Tax on Investment Income - Columns e - h

(e) Gross sales price	(f) Depreciation allowed (or allowable)	(g) Cost or other basis plus expense of sale	(h) Gain or (loss) (e) plus (f) minus (g)
130,423		140,274	-9,851
50,373		51,928	-1,555
2,002		874	1,128
3,146		1,238	1,908
2,407		1,047	1,360
1,328		550	778
51		45	6
2,052		1,801	251
626		1,479	-853
1,401		1,085	316

Form 990PF Part IV - Capital Gains and Losses for Tax on Investment Income - Columns i - l

Complete only for assets showing gain in column (h) and owned by the foundation on 12/31/69			(l) Gains (Col (h) gain minus col (k), but not less than -0-) or Losses (from col (h))
(i) F M V as of 12/31/69	(j) Adjusted basis as of 12/31/69	(k) Excess of col (i) over col (j), if any	
			-9,851
			-1,555
			1,128
			1,908
			1,360
			778
			6
			251
			-853
			316

Form 990PF Part IV - Capital Gains and Losses for Tax on Investment Income - Columns a - d

List and describe the kind(s) of property sold (e g , real estate, (a) 2-story brick warehouse, or common stock, 200 shs MLC Co )	(b) How acquired P—Purchase D—Donation	(c) Date acquired (mo , day, yr )	(d) Date sold (mo , day, yr )
26 XILINX INC COM		2011-12-14	2015-08-17
57 NABORS INDUSTRIES LTD COMMON [QDI]		2012-01-26	2015-08-17
67 NABORS INDUSTRIES LTD COMMON [QDI]		2013-10-03	2015-08-17
4 NABORS INDUSTRIES LTD COMMON [QDI]		2011-12-14	2015-08-17
19 RENAISSANCERE HOLDINGS LTD [NQDI]		2013-11-01	2015-08-17
5 CARE CAP PPTYS INC		2011-08-31	2015-08-19
18 CARE CAP PPTYS INC		2011-08-18	2015-08-19
17 CARE CAP PPTYS INC		2011-08-11	2015-08-19
1 CARE CAP PPTYS INC		2011-07-22	2015-08-19
647 ENBRIDGE ENERGY MGMT L L C SHS UNITS REPSTG LTD LIABILITY		2015-01-29	2015-08-19

Form 990PF Part IV - Capital Gains and Losses for Tax on Investment Income - Columns e - h

(e) Gross sales price	(f) Depreciation allowed (or allowable)	(g) Cost or other basis plus expense of sale	(h) Gain or (loss) (e) plus (f) minus (g)
1,138		813	325
605		1,015	-410
711		1,149	-438
42		65	-23
2,061		1,777	284
178		139	39
640		462	178
604		416	188
36		14	22
18		22	-4

Form 990PF Part IV - Capital Gains and Losses for Tax on Investment Income - Columns i - l

Complete only for assets showing gain in column (h) and owned by the foundation on 12/31/69			(l) Gains (Col (h) gain minus col (k), but not less than -0-) or Losses (from col (h))
(i) F M V as of 12/31/69	(j) Adjusted basis as of 12/31/69	(k) Excess of col (i) over col (j), if any	
			325
			-410
			-438
			-23
			284
			39
			178
			188
			22
			-4

Form 990PF Part IV - Capital Gains and Losses for Tax on Investment Income - Columns a - d

List and describe the kind(s) of property sold (e g , real estate, (a) 2-story brick warehouse, or common stock, 200 shs MLC Co )	(b) How acquired P—Purchase D—Donation	(c) Date acquired (mo , day, yr )	(d) Date sold (mo , day, yr )
12 ENDURANCE SPECIALTY HOLDING		2012-01-19	2015-08-19
292 EBAY INC		2014-06-13	2015-08-26
292 PAYPAL HLDGS INC		2014-06-13	2015-08-26
13 ACTIVISION BLIZZARD INC		2012-03-23	2015-08-31
4 AKAMAI TECHNOLOGIES INC		2011-12-14	2015-08-31
3 AMERICAN TOWER CORP		2011-07-22	2015-08-31
2 BARD C R INC COM		2011-12-14	2015-08-31
4 RAYMOND JAMES FINL INC COM		2011-12-14	2015-08-31
3 REINSURANCE GROUP AMER INC		2011-12-14	2015-08-31
3 SYNOPSYS INC A COM		2013-01-07	2015-08-31

Form 990PF Part IV - Capital Gains and Losses for Tax on Investment Income - Columns e - h

(e) Gross sales price	(f) Depreciation allowed (or allowable)	(g) Cost or other basis plus expense of sale	(h) Gain or (loss) (e) plus (f) minus (g)
8		4	4
7,510		5,637	1,873
9,424		8,718	706
372		166	206
286		107	179
277		160	117
388		170	218
212		116	96
273		148	125
141		95	46

Form 990PF Part IV - Capital Gains and Losses for Tax on Investment Income - Columns i - l

Complete only for assets showing gain in column (h) and owned by the foundation on 12/31/69			(l) Gains (Col (h) gain minus col (k), but not less than -0-) or Losses (from col (h))
(i) F M V as of 12/31/69	(j) Adjusted basis as of 12/31/69	(k) Excess of col (i) over col (j), if any	
			4
			1,873
			706
			206
			179
			117
			218
			96
			125
			46

Form 990PF Part IV - Capital Gains and Losses for Tax on Investment Income - Columns a - d

List and describe the kind(s) of property sold (e g , real estate, (a) 2-story brick warehouse, or common stock, 200 shs MLC Co )	(b) How acquired P—Purchase D—Donation	(c) Date acquired (mo , day, yr )	(d) Date sold (mo , day, yr )
26 AMN HEALTHCARE SVCS INC		2015-06-18	2015-09-02
289 ABRAXAS PETE CORP		2014-09-30	2015-09-02
10 AMERISAFE INC		2015-06-18	2015-09-02
19 CONVERGYS CORP		2014-03-11	2015-09-02
33 EMERGENT BIOSOLUTIONS INC		2014-04-15	2015-09-02
15 EPAM SYS INC		2015-03-27	2015-09-02
20 GP STRATEGIES CORP		2014-03-11	2015-09-02
94 GP STRATEGIES CORP		2014-03-12	2015-09-02
43 GRAPHIC PACKAGING HLDG CO		2014-03-11	2015-09-02
13 HOME BANCSHARES INC		2014-03-11	2015-09-02

Form 990PF Part IV - Capital Gains and Losses for Tax on Investment Income - Columns e - h

(e) Gross sales price	(f) Depreciation allowed (or allowable)	(g) Cost or other basis plus expense of sale	(h) Gain or (loss) (e) plus (f) minus (g)
872		773	99
480		1,555	-1,075
461		469	-8
424		393	31
1,087		787	300
1,040		929	111
476		561	-85
2,238		2,622	-384
599		443	156
481		452	29

Form 990PF Part IV - Capital Gains and Losses for Tax on Investment Income - Columns i - l

Complete only for assets showing gain in column (h) and owned by the foundation on 12/31/69			(l) Gains (Col (h) gain minus col (k), but not less than -0-) or Losses (from col (h))
(i) F M V as of 12/31/69	(j) Adjusted basis as of 12/31/69	(k) Excess of col (i) over col (j), if any	
			99
			-1,075
			-8
			31
			300
			111
			-85
			-384
			156
			29

Form 990PF Part IV - Capital Gains and Losses for Tax on Investment Income - Columns a - d

List and describe the kind(s) of property sold (e g , real estate, (a) 2-story brick warehouse, or common stock, 200 shs MLC Co )	(b) How acquired P—Purchase D—Donation	(c) Date acquired (mo , day, yr )	(d) Date sold (mo , day, yr )
83 ICONIX BRAND GROUP INC		2014-03-11	2015-09-02
60 ICONIX BRAND GROUP INC		2014-03-11	2015-09-02
64 ICONIX BRAND GROUP INC		2015-03-27	2015-09-02
53 INFINERA CORP		2015-02-12	2015-09-02
8 J & J SNACK FOODS CORP COM		2014-04-16	2015-09-02
8 MANHATTAN ASSOCIATES INC		2014-03-11	2015-09-02
95 NN INC		2014-09-30	2015-09-02
43 NN INC		2015-03-27	2015-09-02
28 PDC ENERGY INC COMMON		2015-06-17	2015-09-02
27 PERFICIENT INC		2014-03-12	2015-09-02

Form 990PF Part IV - Capital Gains and Losses for Tax on Investment Income - Columns e - h

(e) Gross sales price	(f) Depreciation allowed (or allowable)	(g) Cost or other basis plus expense of sale	(h) Gain or (loss) (e) plus (f) minus (g)
1,081		3,379	-2,298
782		2,437	-1,655
834		2,264	-1,430
1,155		937	218
900		771	129
461		317	144
2,125		2,551	-426
962		1,050	-88
1,557		1,597	-40
420		523	-103

Form 990PF Part IV - Capital Gains and Losses for Tax on Investment Income - Columns i - l

Complete only for assets showing gain in column (h) and owned by the foundation on 12/31/69			(l) Gains (Col (h) gain minus col (k), but not less than -0-) or Losses (from col (h))
(i) F M V as of 12/31/69	(j) Adjusted basis as of 12/31/69	(k) Excess of col (i) over col (j), if any	
			-2,298
			-1,655
			-1,430
			218
			129
			144
			-426
			-88
			-40
			-103

Form 990PF Part IV - Capital Gains and Losses for Tax on Investment Income - Columns a - d

List and describe the kind(s) of property sold (e g , real estate, (a) 2-story brick warehouse, or common stock, 200 shs MLC Co )	(b) How acquired P—Purchase D—Donation	Date acquired (c) (mo , day, yr )	(d) Date sold (mo , day, yr )
50 SKECHERS USA INC - CL A		2014-06-24	2015-09-02
11 SOUTH STATE CORP		2014-03-11	2015-09-02
11 TREEHOUSE FOODS INC		2014-12-09	2015-09-02
212 ABRAXAS PETE CORP		2014-09-30	2015-09-03
423 ABRAXAS PETE CORP		2014-09-30	2015-09-03
413 ABRAXAS PETE CORP		2015-03-27	2015-09-03
13 ABRAXAS PETE CORP		2015-06-17	2015-09-03
71 PERFICIENT INC		2014-03-12	2015-09-03
45 PERFICIENT INC		2014-03-26	2015-09-03
82 PERFICIENT INC		2014-09-30	2015-09-03

Form 990PF Part IV - Capital Gains and Losses for Tax on Investment Income - Columns e - h

(e) Gross sales price	(f) Depreciation allowed (or allowable)	(g) Cost or other basis plus expense of sale	(h) Gain or (loss) (e) plus (f) minus (g)
6,890		2,275	4,615
807		679	128
874		919	-45
365		1,140	-775
729		2,225	-1,496
712		1,358	-646
22		40	-18
1,091		1,376	-285
692		835	-143
1,260		1,247	13

Form 990PF Part IV - Capital Gains and Losses for Tax on Investment Income - Columns i - l

Complete only for assets showing gain in column (h) and owned by the foundation on 12/31/69			(l) Gains (Col (h) gain minus col (k), but not less than -0-) or Losses (from col (h))
(i) F M V as of 12/31/69	(j) Adjusted basis as of 12/31/69	(k) Excess of col (i) over col (j), if any	
			4,615
			128
			-45
			-775
			-1,496
			-646
			-18
			-285
			-143
			13

Form 990PF Part IV - Capital Gains and Losses for Tax on Investment Income - Columns a - d

List and describe the kind(s) of property sold (e g , real estate, (a) 2-story brick warehouse, or common stock, 200 shs MLC Co )	(b) How acquired P—Purchase D—Donation	(c) Date acquired (mo , day, yr )	(d) Date sold (mo , day, yr )
10000 ARCHER DANIELS MIDLAND CO 03/04/08 5 450 03/15/18		2012-10-16	2015-09-04
36 EQUITY LIFESTYLE PPTYS INC		2013-11-19	2015-09-10
12 ESSEX PPTY TR INC		2011-12-28	2015-09-10
21 ESSEX PPTY TR INC		2011-08-18	2015-09-10
3 PUBLIC STORAGE, INC		2011-08-18	2015-09-10
1900 PULTE CORP COM		2013-11-13	2015-09-10
7886 307 THORNBURG DEVELOPING WORLD FUND INSTL CL I		2014-06-26	2015-09-10
8992 248 THORNBURG DEVELOPING WORLD FUND INSTL CL I		2014-05-14	2015-09-10
8775 561 THORNBURG DEVELOPING WORLD FUND INSTL CL I		2014-10-08	2015-09-10
11 ENERGY TRANSFER PARTNERS [LP]		2015-01-29	2015-09-11

Form 990PF Part IV - Capital Gains and Losses for Tax on Investment Income - Columns e - h

(e) Gross sales price	(f) Depreciation allowed (or allowable)	(g) Cost or other basis plus expense of sale	(h) Gain or (loss) (e) plus (f) minus (g)
11,054		11,709	-655
1,968		1,300	668
2,506		1,703	803
4,386		2,825	1,561
601		352	249
38,873		32,243	6,630
123,578		157,016	-33,438
140,909		174,000	-33,091
137,513		166,560	-29,047
503		587	-84

Form 990PF Part IV - Capital Gains and Losses for Tax on Investment Income - Columns i - l

Complete only for assets showing gain in column (h) and owned by the foundation on 12/31/69			(l) Gains (Col (h) gain minus col (k), but not less than -0-) or Losses (from col (h))
(i) F M V as of 12/31/69	(j) Adjusted basis as of 12/31/69	(k) Excess of col (i) over col (j), if any	
			-655
			668
			803
			1,561
			249
			6,630
			-33,438
			-33,091
			-29,047
			-84



Form 990PF Part IV - Capital Gains and Losses for Tax on Investment Income - Columns a - d

List and describe the kind(s) of property sold (e g , real estate, (a) 2-story brick warehouse, or common stock, 200 shs MLC Co )	(b) How acquired P—Purchase D—Donation	Date acquired (c) (mo , day, yr )	(d) Date sold (mo , day, yr )
87 EQUITY LIFESTYLE PPTYS INC		2013-11-19	2015-09-11
44 EQUITY LIFESTYLE PPTYS INC		2013-11-19	2015-09-11
7 ESSEX PPTY TR INC		2011-08-18	2015-09-11
27 ESSEX PPTY TR INC		2011-08-11	2015-09-11
35 MAGELLAN MIDSTREAM PARTNERS [LP]		2015-01-29	2015-09-11
10 PUBLIC STORAGE, INC		2011-08-18	2015-09-11
73 PUBLIC STORAGE, INC		2011-08-11	2015-09-11
119 SPECTRA ENERGY PARTNERS [LP]		2015-01-29	2015-09-11
75000 PRAXAIR INC 09/01/09 3 250 09/15/15		2015-04-30	2015-09-15
75 CARE CAP PPTYS INC		2011-07-22	2015-09-16

Form 990PF Part IV - Capital Gains and Losses for Tax on Investment Income - Columns e - h

(e) Gross sales price	(f) Depreciation allowed (or allowable)	(g) Cost or other basis plus expense of sale	(h) Gain or (loss) (e) plus (f) minus (g)
4,754		3,142	1,612
2,404		1,596	808
1,462		942	520
5,639		3,621	2,018
2,310		2,636	-326
1,993		1,172	821
14,548		8,397	6,151
5,439		6,014	-575
75,000		75,743	-743
23		11	12

Form 990PF Part IV - Capital Gains and Losses for Tax on Investment Income - Columns i - l

Complete only for assets showing gain in column (h) and owned by the foundation on 12/31/69			(l) Gains (Col (h) gain minus col (k), but not less than -0-) or Losses (from col (h))
(i) F M V as of 12/31/69	(j) Adjusted basis as of 12/31/69	(k) Excess of col (i) over col (j), if any	
			1,612
			808
			520
			2,018
			-326
			821
			6,151
			-575
			-743
			12

Form 990PF Part IV - Capital Gains and Losses for Tax on Investment Income - Columns a - d

List and describe the kind(s) of property sold (e g , real estate, (a) 2-story brick warehouse, or common stock, 200 shs MLC Co )	(b) How acquired P—Purchase D—Donation	(c) Date acquired (mo , day, yr )	(d) Date sold (mo , day, yr )
145 RITCHIE BROS AUCTIONEERS INC [QDI]		2012-09-26	2015-09-16
217 SERVICE CORP INTL COM		2012-01-18	2015-09-16
54 ENDURANCE SPECIALTY HOLDING		2012-01-19	2015-09-16
45 ENDURANCE SPECIALTY HOLDING		2012-01-19	2015-09-17
19 AMERISOURCEBERGEN CORP		2014-05-23	2015-09-18
107 AMERISOURCEBERGEN CORP		2014-02-12	2015-09-18
15 HONG KONG EXCHANGES & CLEARING LTD [NQDI]		2013-06-13	2015-10-02
369 HONG KONG EXCHANGES & CLEARING LTD [NQDI]		2013-06-14	2015-10-02
226 SCHNEIDER ELECTRIC ADR [QDI]		2013-06-13	2015-10-02
312 SCHNEIDER ELECTRIC ADR [QDI]		2011-07-22	2015-10-02

Form 990PF Part IV - Capital Gains and Losses for Tax on Investment Income - Columns e - h

(e) Gross sales price	(f) Depreciation allowed (or allowable)	(g) Cost or other basis plus expense of sale	(h) Gain or (loss) (e) plus (f) minus (g)
3,898		2,901	997
6,305		2,385	3,920
3,373		1,948	1,425
2,811		1,623	1,188
2,021		1,360	661
11,381		7,241	4,140
350		243	107
8,617		5,934	2,683
2,506		3,467	-961
3,460		4,776	-1,316

Form 990PF Part IV - Capital Gains and Losses for Tax on Investment Income - Columns i - l

Complete only for assets showing gain in column (h) and owned by the foundation on 12/31/69			(l) Gains (Col (h) gain minus col (k), but not less than -0-) or Losses (from col (h))
(i) F M V as of 12/31/69	(j) Adjusted basis as of 12/31/69	(k) Excess of col (i) over col (j), if any	
			997
			3,920
			1,425
			1,188
			661
			4,140
			107
			2,683
			-961
			-1,316

Form 990PF Part IV - Capital Gains and Losses for Tax on Investment Income - Columns a - d

List and describe the kind(s) of property sold (e g , real estate, (a) 2-story brick warehouse, or common stock, 200 shs MLC Co )	(b) How acquired P—Purchase D—Donation	Date acquired (c) (mo , day, yr )	(d) Date sold (mo , day, yr )
258 SCHNEIDER ELECTRIC ADR [QDI]		2011-08-31	2015-10-02
257 SCHNEIDER ELECTRIC ADR [QDI]		2011-10-27	2015-10-02
274 SCHNEIDER ELECTRIC ADR [QDI]		2011-12-07	2015-10-02
274 SCHNEIDER ELECTRIC ADR [QDI]		2011-11-10	2015-10-02
50000 TOTAL CAPITAL SA 10/02/09 3 125 10/02/15		2011-03-07	2015-10-02
7 PROCTER & GAMBLE CO COM		2014-05-23	2015-10-08
26 PROCTER & GAMBLE CO COM		2011-10-13	2015-10-08
38 PROCTER & GAMBLE CO COM		2011-08-31	2015-10-08
36 PROCTER & GAMBLE CO COM		2011-11-10	2015-10-08
38 PROCTER & GAMBLE CO COM		2011-09-14	2015-10-08

Form 990PF Part IV - Capital Gains and Losses for Tax on Investment Income - Columns e - h

(e) Gross sales price	(f) Depreciation allowed (or allowable)	(g) Cost or other basis plus expense of sale	(h) Gain or (loss) (e) plus (f) minus (g)
2,861		3,487	-626
2,850		3,328	-478
3,039		3,044	-5
3,039		2,877	162
50,000		50,936	-936
520		565	-45
1,931		1,671	260
2,822		2,421	401
2,674		2,267	407
2,822		2,373	449

Form 990PF Part IV - Capital Gains and Losses for Tax on Investment Income - Columns i - l

Complete only for assets showing gain in column (h) and owned by the foundation on 12/31/69			(l) Gains (Col (h) gain minus col (k), but not less than -0-) or Losses (from col (h))
(i) F M V as of 12/31/69	(j) Adjusted basis as of 12/31/69	(k) Excess of col (i) over col (j), if any	
			-626
			-478
			-5
			162
			-936
			-45
			260
			401
			407
			449

Form 990PF Part IV - Capital Gains and Losses for Tax on Investment Income - Columns a - d

List and describe the kind(s) of property sold (e g , real estate, (a) 2-story brick warehouse, or common stock, 200 shs MLC Co )	(b) How acquired P—Purchase D—Donation	(c) Date acquired (mo , day, yr )	(d) Date sold (mo , day, yr )
38 PROCTER & GAMBLE CO COM		2011-08-17	2015-10-08
38 PROCTER & GAMBLE CO COM		2011-08-18	2015-10-08
25 APARTMENT INVT & MGMT CO CL A		2012-10-25	2015-10-13
46 FIRST INDL RLTY TR INC COM		2015-01-22	2015-10-13
60 PEBBLEBROOK HOTEL TR		2015-01-22	2015-10-13
154 PEBBLEBROOK HOTEL TR		2015-01-22	2015-10-14
60 SHIRE PLC [QDI]		2014-10-17	2015-10-19
1700 HUNTSMAN CORP		2015-05-27	2015-10-21
1625 NAVIENT CORP		2011-11-23	2015-10-21
425 QUAL COMM INC		2013-02-21	2015-10-21

Form 990PF Part IV - Capital Gains and Losses for Tax on Investment Income - Columns e - h

(e) Gross sales price	(f) Depreciation allowed (or allowable)	(g) Cost or other basis plus expense of sale	(h) Gain or (loss) (e) plus (f) minus (g)
2,822		2,335	487
2,822		2,302	520
976		666	310
1,001		1,016	-15
2,240		2,957	-717
5,768		7,589	-1,821
12,764		10,859	1,905
19,057		38,930	-19,873
20,996		12,635	8,361
25,304		27,578	-2,274

Form 990PF Part IV - Capital Gains and Losses for Tax on Investment Income - Columns i - l

Complete only for assets showing gain in column (h) and owned by the foundation on 12/31/69			(l) Gains (Col (h) gain minus col (k), but not less than -0-) or Losses (from col (h))
(i) F M V as of 12/31/69	(j) Adjusted basis as of 12/31/69	(k) Excess of col (i) over col (j), if any	
			487
			520
			310
			-15
			-717
			-1,821
			1,905
			-19,873
			8,361
			-2,274

Form 990PF Part IV - Capital Gains and Losses for Tax on Investment Income - Columns a - d

List and describe the kind(s) of property sold (e g , real estate, (a) 2-story brick warehouse, or common stock, 200 shs MLC Co )	(b) How acquired P—Purchase D—Donation	Date acquired (c) (mo , day, yr )	(d) Date sold (mo , day, yr )
65 ASTRONICS CORP CL B		2014-03-11	2015-10-27
9 IMPERIAL OIL LTD COM NEW [QDI]		2011-07-22	2015-11-06
63 IMPERIAL OIL LTD COM NEW [QDI]		2011-07-22	2015-11-09
145 IMPERIAL OIL LTD COM NEW [QDI]		2014-03-14	2015-11-09
102 ENERGY TRANSFER PARTNERS [LP]		2015-01-29	2015-11-10
297 WILLIAMS COS COM		2015-01-29	2015-11-10
1175 TRINITY INDUSTRIES		2015-03-05	2015-11-11
166 NORTHSTAR REALTY EUROPE CORP COM		2015-11-03	2015-11-17
10 NORTHSTAR REALTY EUROPE CORP COM		2015-11-03	2015-11-17
169 NORTHSTAR REALTY EUROPE CORP COM		2015-11-03	2015-11-18

Form 990PF Part IV - Capital Gains and Losses for Tax on Investment Income - Columns e - h

(e) Gross sales price	(f) Depreciation allowed (or allowable)	(g) Cost or other basis plus expense of sale	(h) Gain or (loss) (e) plus (f) minus (g)
24		30	-6
297		423	-126
2,037		2,963	-926
4,689		6,671	-1,982
4,220		5,443	-1,223
10,915		12,700	-1,785
31,066		37,821	-6,755
2		2	
100		114	-14
1,690		1,923	-233

Form 990PF Part IV - Capital Gains and Losses for Tax on Investment Income - Columns i - l

Complete only for assets showing gain in column (h) and owned by the foundation on 12/31/69			(l) Gains (Col (h) gain minus col (k), but not less than -0-) or Losses (from col (h))
(i) F M V as of 12/31/69	(j) Adjusted basis as of 12/31/69	(k) Excess of col (i) over col (j), if any	
			-6
			-126
			-926
			-1,982
			-1,223
			-1,785
			-6,755
			-14
			-233

Form 990PF Part IV - Capital Gains and Losses for Tax on Investment Income - Columns a - d

List and describe the kind(s) of property sold (e g , real estate, (a) 2-story brick warehouse, or common stock, 200 shs MLC Co )	(b) How acquired P—Purchase D—Donation	(c) Date acquired (mo , day, yr )	(d) Date sold (mo , day, yr )
305 ENBRIDGE ENERGY MGMT L L C SHS UNITS REPSTG LTD LIABILITY		2015-01-29	2015-11-23
5 NORTHSTAR RLTY FIN CORP COM		2015-10-13	2015-11-23
24 NOVO-NORDISK A S ADR [QDI]		2014-03-04	2015-11-23
80 NOVO-NORDISK A S ADR [QDI]		2014-03-04	2015-11-24
107 NOVO-NORDISK A S ADR [QDI]		2014-08-29	2015-11-24
11 NOVO-NORDISK A S ADR [QDI]		2014-10-14	2015-11-24
12 BJ'S RESTAURANTS INC		2015-09-02	2015-12-07
66 BUCKEYE PARTNERS [LP]		2015-01-29	2015-12-07
204 ENERGY TRANSFER PARTNERS [LP]		2015-01-29	2015-12-07
2 NEENAH PAPER INC		2015-06-17	2015-12-07

Form 990PF Part IV - Capital Gains and Losses for Tax on Investment Income - Columns e - h

(e) Gross sales price	(f) Depreciation allowed (or allowable)	(g) Cost or other basis plus expense of sale	Gain or (loss) (h) (e) plus (f) minus (g)
7		10	-3
9		12	-3
1,298		1,152	146
4,261		3,839	422
5,699		4,924	775
586		484	102
540		523	17
3,778		4,426	-648
6,224		10,886	-4,662
129		120	9

Form 990PF Part IV - Capital Gains and Losses for Tax on Investment Income - Columns i - l

Complete only for assets showing gain in column (h) and owned by the foundation on 12/31/69			Gains (Col (h) gain minus col (k), but not less than -0-) or (l) Losses (from col (h))
(i) F M V as of 12/31/69	(j) Adjusted basis as of 12/31/69	(k) Excess of col (i) over col (j), if any	
			-3
			-3
			146
			422
			775
			102
			17
			-648
			-4,662
			9

Form 990PF Part IV - Capital Gains and Losses for Tax on Investment Income - Columns a - d

List and describe the kind(s) of property sold (e g , real estate, (a) 2-story brick warehouse, or common stock, 200 shs MLC Co )	(b) How acquired P—Purchase D—Donation	Date acquired (c) (mo , day, yr )	(d) Date sold (mo , day, yr )
9 PINNACLE FINL PARTNERS INC		2015-09-02	2015-12-07
5 SOVRAN SELF STORAGE INC COM		2014-03-11	2015-12-07
88 TARGA RES CORP		2015-02-02	2015-12-07
96 TARGA RES CORP		2015-01-29	2015-12-07
27 TARGA RES CORP		2015-11-10	2015-12-07
125 ACETO CHEM INC COMMON		2014-03-11	2015-12-08
71 ALLIANCE FIBER OPTIC PRODS INC COM NEW		2015-09-03	2015-12-08
151 ALLIANCE FIBER OPTIC PRODS INC COM NEW		2015-09-02	2015-12-08
32 AMERICAN AXLE & MFG HLDGS INC		2015-03-27	2015-12-08
14 BLACKHAWK NETWORK HOLDINGS, INC COMMON STOCK		2015-09-02	2015-12-08

Form 990PF Part IV - Capital Gains and Losses for Tax on Investment Income - Columns e - h

(e) Gross sales price	(f) Depreciation allowed (or allowable)	(g) Cost or other basis plus expense of sale	(h) Gain or (loss) (e) plus (f) minus (g)
484		410	74
503		374	129
2,215		7,865	-5,650
2,416		8,260	-5,844
679		1,261	-582
3,329		2,409	920
1,056		1,356	-300
2,245		2,882	-637
688		807	-119
653		544	109

Form 990PF Part IV - Capital Gains and Losses for Tax on Investment Income - Columns i - l

Complete only for assets showing gain in column (h) and owned by the foundation on 12/31/69			(l) Gains (Col (h) gain minus col (k), but not less than -0-) or Losses (from col (h))
(i) F M V as of 12/31/69	(j) Adjusted basis as of 12/31/69	(k) Excess of col (i) over col (j), if any	
			74
			129
			-5,650
			-5,844
			-582
			920
			-300
			-637
			-119
			109

Form 990PF Part IV - Capital Gains and Losses for Tax on Investment Income - Columns a - d

List and describe the kind(s) of property sold (e g , real estate, (a) 2-story brick warehouse, or common stock, 200 shs MLC Co )	(b) How acquired P—Purchase D—Donation	(c) Date acquired (mo , day, yr )	(d) Date sold (mo , day, yr )
50000 BOEING CO 11/20/09 3 750 11/20/16		2011-03-07	2015-12-08
19 EMERGENT BIOSOLUTIONS INC		2014-04-15	2015-12-08
28 FEDERAL SIGNAL CORP COM		2014-03-11	2015-12-08
28 GREEN PLAINS INC		2015-06-17	2015-12-08
31 HAWAIIAN HLDGS INC		2014-12-10	2015-12-08
43 HAWAIIAN HLDGS INC		2014-12-10	2015-12-08
43 INTEGRATED DEVICE TECHNOLOGY COM		2014-09-30	2015-12-08
2 LIGAND PHARMACEUTICALS INC		2014-03-11	2015-12-08
7 LIGAND PHARMACEUTICALS INC		2014-06-24	2015-12-08
12 MANHATTAN ASSOCIATES INC		2014-03-11	2015-12-08

Form 990PF Part IV - Capital Gains and Losses for Tax on Investment Income - Columns e - h

(e) Gross sales price	(f) Depreciation allowed (or allowable)	(g) Cost or other basis plus expense of sale	(h) Gain or (loss) (e) plus (f) minus (g)
51,333		52,063	-730
702		453	249
459		407	52
599		884	-285
1,195		730	465
1,658		995	663
1,202		689	513
214		141	73
747		436	311
900		475	425

Form 990PF Part IV - Capital Gains and Losses for Tax on Investment Income - Columns i - l

Complete only for assets showing gain in column (h) and owned by the foundation on 12/31/69			(l) Gains (Col (h) gain minus col (k), but not less than -0-) or Losses (from col (h))
(i) F M V as of 12/31/69	(j) Adjusted basis as of 12/31/69	(k) Excess of col (i) over col (j), if any	
			-730
			249
			52
			-285
			465
			663
			513
			73
			311
			425



Form 990PF Part IV - Capital Gains and Losses for Tax on Investment Income - Columns a - d

List and describe the kind(s) of property sold (e g , real estate, (a) 2-story brick warehouse, or common stock, 200 shs MLC Co )	(b) How acquired P—Purchase D—Donation	(c) Date acquired (mo , day, yr )	(d) Date sold (mo , day, yr )
21 METHODE ELECTRONICS INC CL A		2014-03-12	2015-12-08
4 METHODE ELECTRONICS INC CL A		2014-03-11	2015-12-08
4 NATUS MED INC DEL COMMON		2014-12-10	2015-12-08
17 NATUS MED INC DEL COMMON		2014-12-09	2015-12-08
9 NEENAH PAPER INC		2015-06-17	2015-12-08
13 PRIMERICA INC		2014-03-11	2015-12-08
24 RENASANT CORP		2014-03-11	2015-12-08
91 SAIA INC		2014-03-11	2015-12-08
23 SONIC CORP COM		2015-09-02	2015-12-08
130 STARZ CL A		2014-09-30	2015-12-08

Form 990PF Part IV - Capital Gains and Losses for Tax on Investment Income - Columns e - h

(e) Gross sales price	(f) Depreciation allowed (or allowable)	(g) Cost or other basis plus expense of sale	(h) Gain or (loss) (e) plus (f) minus (g)
732		715	17
139		135	4
196		143	53
832		604	228
570		538	32
677		613	64
854		701	153
1,931		3,564	-1,633
671		624	47
4,462		4,373	89

Form 990PF Part IV - Capital Gains and Losses for Tax on Investment Income - Columns i - l

Complete only for assets showing gain in column (h) and owned by the foundation on 12/31/69			(l) Gains (Col (h) gain minus col (k), but not less than -0-) or Losses (from col (h))
(i) F M V as of 12/31/69	(j) Adjusted basis as of 12/31/69	(k) Excess of col (i) over col (j), if any	
			17
			4
			53
			228
			32
			64
			153
			-1,633
			47
			89

Form 990PF Part IV - Capital Gains and Losses for Tax on Investment Income - Columns a - d

List and describe the kind(s) of property sold (e g , real estate, (a) 2-story brick warehouse, or common stock, 200 shs MLC Co )	(b) How acquired P—Purchase D—Donation	(c) Date acquired (mo , day, yr )	(d) Date sold (mo , day, yr )
5 TELEDYNE TECHNOLOGIES INC		2014-03-11	2015-12-08
14 VAIL RESORTS INC COM		2015-02-11	2015-12-08
10 VERINT SYS INC		2015-09-02	2015-12-08
71 VERINT SYS INC		2014-06-24	2015-12-08
18 SABRA HEALTH CARE REIT INC		2015-06-18	2015-12-09
37 SABRA HEALTH CARE REIT INC		2014-03-11	2015-12-09
54 SABRA HEALTH CARE REIT INC		2014-03-11	2015-12-09
13 SABRA HEALTH CARE REIT INC		2014-03-11	2015-12-10
33 SABRA HEALTH CARE REIT INC		2015-06-17	2015-12-10
48 SABRA HEALTH CARE REIT INC		2014-09-30	2015-12-10

Form 990PF Part IV - Capital Gains and Losses for Tax on Investment Income - Columns e - h

(e) Gross sales price	(f) Depreciation allowed (or allowable)	(g) Cost or other basis plus expense of sale	(h) Gain or (loss) (e) plus (f) minus (g)
450		501	-51
1,760		1,213	547
399		516	-117
2,833		3,540	-707
356		476	-120
732		964	-232
1,071		1,407	-336
259		339	-80
658		845	-187
958		1,145	-187

Form 990PF Part IV - Capital Gains and Losses for Tax on Investment Income - Columns i - l

Complete only for assets showing gain in column (h) and owned by the foundation on 12/31/69			(l) Gains (Col (h) gain minus col (k), but not less than -0-) or Losses (from col (h))
(i) F M V as of 12/31/69	(j) Adjusted basis as of 12/31/69	(k) Excess of col (i) over col (j), if any	
			-51
			547
			-117
			-707
			-120
			-232
			-336
			-80
			-187
			-187

Form 990PF Part IV - Capital Gains and Losses for Tax on Investment Income - Columns a - d

List and describe the kind(s) of property sold (e g , real estate, (a) 2-story brick warehouse, or common stock, 200 shs MLC Co )	(b) How acquired P—Purchase D—Donation	(c) Date acquired (mo , day, yr )	(d) Date sold (mo , day, yr )
33 TELEDYNE TECHNOLOGIES INC		2014-03-11	2015-12-10
16 FOUR CORNERS PPTY TR INC		2011-12-14	2015-12-15
438 GRAMERCY PPTY TR		2014-11-13	2015-12-28
748 RMR GROUP INC CL A		2015-12-14	2015-12-29
CAPITAL GAIN DIVIDENDS	P		

Form 990PF Part IV - Capital Gains and Losses for Tax on Investment Income - Columns e - h

(e) Gross sales price	(f) Depreciation allowed (or allowable)	(g) Cost or other basis plus expense of sale	(h) Gain or (loss) (e) plus (f) minus (g)
2,903		3,310	-407
340		225	115
3		3	
10		9	1
			24,291

Form 990PF Part IV - Capital Gains and Losses for Tax on Investment Income - Columns i - l

Complete only for assets showing gain in column (h) and owned by the foundation on 12/31/69			(l) Gains (Col (h) gain minus col (k), but not less than -0-) or Losses (from col (h))
(i) F M V as of 12/31/69	(j) Adjusted basis as of 12/31/69	(k) Excess of col (i) over col (j), if any	
			-407
			115
			1

Form 990PF Part VIII Line 1 - List all officers, directors, trustees, foundation managers and their compensation

(a) Name and address	Title, and average hours per week (b) devoted to position	(c) Compensation(If not paid, enter -0-)	(d) Contributions to employee benefit plans and deferred compensation	Expense account, (e) other allowances
BEATRICE A IDEMA 2510 LAKE MICHIGAN DR NW APT A111 GRAND RAPIDS, MI 49544	PRESIDENT 1	0		
JOYCE VERSLUIS 75 COLLINDALE SW GRAND RAPIDS, MI 49501	TRUSTEE 1	0		
JEFF POWER 111 LYON ST NW STE 900 GRAND RAPIDS, MI 49503	SECRETARY 1	0		
LISA SHARP 200 MONROE MDRMNR1E GRAND RAPIDS, MI 49503	TREASURER 1	0		
P CRAIG WELCH JR 200 MONROE MD RMNR5B GRAND RAPIDS, MI 49503	TRUSTEE 1	0		
THOMAS G WELCH 200 MONROE NW RMNR5B GRAND RAPIDS, MI 49503	TRUSTEE 1	0		

TY 2015 Accounting Fees Schedule

**Name:** BILL & BEA IDEMA FOUNDATION

**EIN:** 38-2653272

Category	Amount	Net Investment Income	Adjusted Net Income	Disbursements for Charitable Purposes
TAX PREPARATION FEE	1,000	500		500

## TY 2015 Investments Corporate Bonds Schedule

**Name:** BILL & BEA IDEMA FOUNDATION

**EIN:** 38-2653272

Name of Bond	End of Year Book Value	End of Year Fair Market Value
GENERAL ELEC CAP CORP 5.00%	48,913	50,012
CISCO SYS INC	56,099	54,640
FED HOME LN MTG CORP 3.75% 3/2	81,492	80,300
JPMORGAN CHASE & CO 3.45% 3/1	75,922	75,313
MORGAN STANLEY 5.625% 9/23	47,911	55,180
TARGET CORP 2.9% 1/15/2022	49,395	50,857
ABBOTT LABORATORIES 4.125	54,327	54,094
ARCHIE DANIELS 5.45%	46,838	43,225
BHP BILLITON FINANCE	56,881	52,087
FREDDIE MAC 1.375%	74,382	73,843
HSBC HOLDINGS PLC 4.875%	54,549	55,588
HONEYWELL INTL INC 5.3%	56,797	53,958
INTEL CORP 3.3%	52,746	51,791
MEDTRONIC INC 5.6%	59,631	55,385
PHILIP MORRIS INTL INC 1.125%	49,845	49,928
BANK OF NEW YORK	39,421	38,633
BOTTLING GOUP LLC	54,881	54,763
FANNIE MAE 5.125 11/17/2017	58,442	53,693
FANNIE MAE 0.875 5/21/18	73,475	74,297
FREDDIE MAC 0.875 3/7/18	74,216	74,474

Name of Bond	End of Year Book Value	End of Year Fair Market Value
WELLS FARGO 5.625 12/11/17	55,737	53,642
CATERPILLAR FINL SVCS 7.150 2/	59,790	57,296
EBAY INC 2.875 8/1/21	29,344	29,520
FREDDIE MAC 2.375 01/13/2022	74,849	76,042
GOLDMAN SACH 6.150 4/1/2018	84,432	81,444
US TREAS NOTE 2.250 3/31/21	76,618	76,523
US TREAS NOTE 2.00 2/15/23	73,278	74,564
US TREAS NOTE 2.50 8/15/23	77,381	76,949
VERIZON COMM 3.65 9/14/18	79,276	78,427
ANHEUSER-BUSCH	74,181	71,976
BANK OF AM	51,493	51,136
BANK NOVA SCOTIA	82,755	80,985
CITIGROUP INC	77,852	77,068
CONOCOPHILLIPS CO	35,247	32,008
DEERE JOHN CAP CORP MED	73,138	73,074
FANNIE MAE 7/28/14 1.750	75,000	75,396
MCDONALDS CORP	49,419	49,049
SHELL INT'L	34,617	34,159
TOTAL CAP 2.75 7/15/23	48,654	47,978
US TREAS NOTE 2.375 8/15/24	76,632	75,782

Name of Bond	End of Year Book Value	End of Year Fair Market Value
US TREAS NOTE 2.125 12/31/21	76,734	75,662
VODAFONE GROUP 5.625 2/27/17	52,914	52,202
WELLS FARGO & CO NEW 2.125 4/2	25,035	25,030
WESTPAC BKG CORP	76,644	75,613



TY 2015 Investments Corporate Stock Schedule

**Name:** BILL & BEA IDEMA FOUNDATION  
**EIN:** 38-2653272

Name of Stock	End of Year Book Value	End of Year Fair Market Value
TIME WARNER INC	16,704	14,874
MICROSOFT CORP	39,779	69,516
GENERAL ELEC CO	103,028	104,134
WELLS FARGO & CO	68,255	90,999
AT&T INC	40,652	38,677
ABBOTT LABS	31,009	42,754
BUNGE LTD	24,205	24,171
NABORS INDUSTRIES LTD	2,855	1,506
WHITE MOUNTAINS INS GROUP	5,398	8,722
AIA GROUP LTD	28,864	44,398
ACTIVISION BLIZZARD INC	1,860	5,652
AGILENT TECH INC	14,917	15,302
AIR LIQUIDE ADR	30,382	31,864
AKAMAI TECH INC	1,865	3,684
ALLIANZ SE ADR	26,953	39,156
AM EAGLE OUTFITTERS INC	3,130	3,643
ANHEUSER BUSCH ADR	14,492	24,625
ANSYS INC	1,973	3,423
APPLE INC	48,146	75,787
ARM HLDGS PLC	21,085	30,175
ATLAS COPCO AB ADR	15,226	16,414
ATWOOD OCEANICS INC	12,804	3,509
AUTODESK INC	2,011	3,900
BARD C R INC	1,442	3,220
BIO-RAD LABS INC CL A	1,428	2,219
BORG-WARNER AUTO INC	22,991	19,108
CBRE GROUP INC	2,786	5,014
CSL LTD	11,510	24,518
CSX CORP	2,743	3,530
CVS HEALTH CORP	12,885	43,997

Name of Stock	End of Year Book Value	End of Year Fair Market Value
CABELAS INC	5,527	10,281
CANADIAN NAT'L RAILWAY CO	76,694	86,446
CHEVRON CORP	31,615	26,448
COCA-COLA CO	31,880	34,368
CONOCOPHILLIPS	27,577	22,458
CORRECTIONS CORP	7,809	9,272
CUMMINS INC	70,850	46,469
DBS GROUP HOLDINGS LTD	14,450	15,435
D R HORTON INC	2,621	7,111
DARDEN RESTAURANT	1,849	3,055
DASSAULT SYS S A ADR	29,031	52,088
DEERE & CO	18,599	16,322
DISNEY WALT CO	17,941	47,286
EXPRESS SCRIPTS	23,706	29,195
FANUC CORP	35,151	36,391
FRESENIUS MED CARE ADR	15,438	18,995
GATX CORP	11,917	10,297
GENERAL DYNAMICS CORP	1,717	3,709
HONEYWELL INTL INC	51,725	81,510
ICICI BK LTD	22,496	22,707
IMPERIAL OIL LTD	13,187	10,276
INTEL CORP	51,718	68,659
INTERCONTINENTAL EXCHANGE INC	2,461	5,381
INTUIT COM	3,304	6,659
ITAU UNIBANCO HOLDINGS	27,133	16,444
JGC CORP ADR	25,697	12,792
JPMORGAN CHASE & CO	78,826	101,092
JOY GLOBAL INC	4,206	706
KAMAN CORP	3,124	4,122
KEYCORP NEW	1,940	3,179

Name of Stock	End of Year Book Value	End of Year Fair Market Value
LVMH MOET HENNESSY LOU-ADR	12,433	11,900
MBIA INC	7,887	4,076
MEDTRONIC INC	132,838	131,995
MTN GROUP LTD SPONSORED ADR	19,904	8,971
MURPHY OIL CO	1,713	718
MYLAN INC	47,604	44,608
NESTLE S A ADR	36,856	45,356
NEWFIELD EXPL CO	2,734	2,800
NEWMARKET CORP	9,596	17,514
PEPSICO INC	24,399	34,972
PFIZER INC	29,795	43,578
PHILIP MORRIS INTL INC	11,648	15,121
PRAXAIR INC	55,398	50,688
PRICESMART INC	8,809	11,038
PROGRESSIVE CORP OHIO	1,913	3,244
RAYMOND JAMES FINL INC	2,037	4,058
REINSURANCE GROUP AMER INC	1,826	3,165
REPUBLIC SVCS INC	3,035	4,927
ROCHE HLDG LTD ADR	30,047	43,352
SANDISK CORP	37,239	53,953
SAP SE ADR	28,744	36,782
SASOL LTD ADR	16,637	10,728
SCHLUMBERGER LTD	45,858	49,244
SCOTTS MIRACLE GROW CO	1,788	2,645
SERVICE CORP INTL	5,341	12,646
SNAP ON INC	2,182	7,543
SONOVA HLDG AG ADR	9,458	12,539
STURM RUGER & CO INC	5,302	7,809
SYSMEX CORP	10,903	35,051
TJX COS INC NEW	59,017	86,652

Name of Stock	End of Year Book Value	End of Year Fair Market Value
TAIWAN SEMICONDUCTOR ADR	32,655	48,253
TARGET CORP	28,545	50,827
TENET HEALTHCARE CORP	5,468	8,181
TREDEGAR CORP	3,521	1,948
TURKIYE GARANTI BANKASI ADR	16,892	10,580
UNICHARM CORP	22,765	28,324
UNILEVER PLC ADR	16,926	19,361
UNITED TECH CORP	24,815	21,231
VCA INC	2,047	5,445
VALSPAR CORP	2,130	5,143
WPP PLC ADR	22,140	42,569
WORLD FUEL SVCS CORP	3,226	3,346
XILINX INC	2,502	3,758
ABBVIE INC	13,833	28,139
ALLEGHANY TECH	2,258	821
AM EXPRESS	15,500	12,171
AMERISOURCEBERGEN CORP	30,243	47,707
BAIDU INC	28,622	32,704
BANCO BILBAO VIZCAYA	17,053	12,959
BAYERISCHE MOTOREN WERKE ADR	23,718	25,383
COLUMBIA SPORTSWEAR	4,727	5,169
COMCAST CORP CL A	28,413	39,501
LAUDER ESTEE COS INC	73,163	71,329
MATSON INC	4,281	8,697
MEDNAX INC	17,656	21,928
NOVO-NORDISK A S ADR	93,315	106,867
SEALED AIR CORP	2,099	5,620
SVENSKA HANDELSBANKEN AB ADR	9,168	10,687
SYNOPSYS INC	1,998	2,873
WHITING PETROLEUM CORP	1,972	415

Name of Stock	End of Year Book Value	End of Year Fair Market Value
RENAISSANCERE HOLDINGS	2,525	3,056
CABOT CORP	1,661	1,594
CITIGROUP INC	33,131	33,638
DECKERS OUTDOOR CORP	7,734	5,947
FMC CORP	33,491	17,406
MASCO CORP	2,611	4,217
MITSUBISHI ESTATE LTD	17,353	12,398
MONOTARO CO LTD ADR	5,414	13,074
TEMPUR SEALY INTL INC	8,825	15,219
UNITEDHEALTH GROUP INC	71,559	87,054
STIFEL FINL CORP	2,924	2,965
AMBARELLA INC SEDOL	3,710	4,459
ALLSTATE CORP	18,700	22,104
AMERICAN INTL GROUP INC	22,565	28,196
ARRIS GROUP INC	4,138	4,403
ASBURY AUTOMOTIVE GROUP	3,592	4,518
ASTRONICS CORP	4,468	4,152
BG GROUP PLC	34,574	26,002
BAKER HUGHES INC	20,324	14,630
BANCORPSOUTH INC	4,934	5,086
BANK OF NEW YORK MELLON CORP	18,721	24,072
CBS CORP	21,342	16,307
CONVERGYS CORP	3,693	4,630
DANA HOLDING CORP	9,579	5,561
DISCOVER FINANCIAL SRVCS	68,510	66,060
DOVER CORP	27,126	22,746
EMC CORP/MASS	48,855	49,125
E TRADE FINANCIAL CORP	36,279	49,647
WAL-MART STORES INC	27,777	22,742
EMERGENT BIOSOLUTIONS INC	3,020	5,321

Name of Stock	End of Year Book Value	End of Year Fair Market Value
ENCORE CAP GROUP INC	6,948	4,856
FEDERAL SIGNAL CORP	3,242	3,535
FIRST MERCHANTS CORP	4,325	5,033
FREEPORT-MCMORAN INC	28,949	9,762
FUCHS PETROLUB SE	15,459	15,370
GRAINGER W W INC	63,995	53,281
GRAPHIC PACKAGING HLDG CO	1,947	2,425
GREEN PLAINS INC	2,689	2,336
HAWAIIAN HLDGS INC	2,118	3,286
HOME BANCSHARES INC	4,440	5,349
INTEGRATED DEVICE TECHNOLOGY	2,505	4,163
J & J SNACK FOODS CORP	3,662	4,433
KEYSIGHT TECHNOLOGIES INC	1,128	1,388
LANNET CO INC	6,106	5,697
LIGAND PHARMACEUTICALS	2,287	5,096
LINDE AG ADR	12,520	9,542
MRC GLOBAL INC	7,789	3,212
MAGNA INTL INC	36,138	28,392
MANHATTAN ASSOCIATED INC	2,377	3,970
MARATHON PETE CORP	56,287	55,728
METHODE ELECTRS INC	3,940	4,042
MORGAN STANLEY INST SMALL CO G	71,473	47,822
MUELLER WTR PRODS INC-A	4,144	3,750
NATUS MED INC DEL	3,588	4,853
OCCIDENTAL PETE CORP	45,659	35,495
OLIN CORP	13,873	8,751
ORACLE CORP	17,126	16,439
PNC FINANCIAL SRVS GROUP	24,968	45,272
PNM RES INC	4,910	5,808
PAREXEL INTL CORP	4,018	4,905

Name of Stock	End of Year Book Value	End of Year Fair Market Value
PINNACLE FINL PARTNERS INC	3,583	5,033
T ROWE PRICE GROUP	84,866	73,349
PRIMERICA INC	4,639	4,723
PUBLIC SVC ENTERPRISE	17,922	20,041
RENASANT CORP	4,266	5,024
SANDS CHINA LTD	27,925	14,251
SONIC CORP	3,425	5,331
SOUTH STATE CORP	3,982	4,749
SOUTHWEST GAS CORP	5,013	5,240
SYMRISE AG ADR	12,307	15,107
TIME WARNER CABLE INC	14,692	20,229
TREEHOUSE FOODS INC	4,468	4,237
US BANCORP DEL	17,105	18,092
NEXTERA ENERGY INC	25,461	28,570
ALLERGAN PLC	22,856	37,500
ACCENTURE PLC	65,633	72,732
AMAG PHARMACEUTICALS INC	8,029	5,223
AMN HEALTHCARE SVCS	4,479	4,689
ALPHABET INC	10,169	30,355
ALPHABET INC CAP STK CL A	10,229	31,120
AMERICAN AIRLINES GR INC	37,315	35,998
AMERICAN AXLE & MFG	5,382	4,167
AMERISAFE INC	4,849	5,345
APOGEE ENTERPRISES INC	3,651	3,046
BERRY PLASTICS GROUP INC	2,654	2,605
BIG LOTS	35,503	29,869
BJ'S RESTAURANTS INC	4,624	4,608
BLACKHAWK NETWORK HLDINGS	3,028	3,448
CENTENE CORP	21,338	18,756
CIENA CORP	4,427	3,786

Name of Stock	End of Year Book Value	End of Year Fair Market Value
CISCO SYSTEMS INC	17,247	20,502
COLOPLAST A/S ADR	5,962	6,835
COMFORT SYSTEMS	3,584	3,098
COMMUNITY HEALTH SYS INC	19,162	11,806
CUBESMART	13,886	15,494
DST SYS INC	10,573	11,292
DENTSPLY INTL INC	3,036	3,468
DICKS SPORTING GOODS	28,337	18,629
DYCOM INDS INC	3,708	3,078
EOG RES INC	36,106	27,750
EASTMAN CHEM CO	2,070	3,848
EATON VANCE CORP	6,120	8,043
ECHOSTAR HOLDING CORP CL A	2,243	2,229
ENERGIZER HLDGS INC	8,775	7,153
EPAM SYS INC	3,715	4,717
EXELON CORP	38,858	31,241
EXPRESS INC	4,772	4,856
FTI CONSULTING INC	3,889	3,258
FACTSET RESH SYS INC	83,471	85,024
FEDERATED INVS INC	14,974	12,950
FERRO CORP	3,180	2,235
F5 NETWORKS INC	16,008	12,799
FIREEYE INC	24,742	17,629
G-III APPAREL GROUP	6,109	4,205
GILEAD SCIENCES INC	29,863	48,065
GLOBAL PMTS INC	1,599	4,774
GLOBUS MEDICAL INC	4,855	5,564
GOLDMAN SACHS GROUP	18,955	20,907
GRIFOLS SA	11,457	10,660
HORMEL FOODS CORP	71,879	98,138



Name of Stock	End of Year Book Value	End of Year Fair Market Value
INFINERA CORP	3,357	3,443
KONE OYJ ADR	16,930	15,829
LOREAL SA	21,811	30,501
LABORATORY CORP AMER HLDGS	3,047	3,215
LANDSTAR SYS	10,114	8,622
MASTERCARD INC	70,058	71,949
MATRIX SVC CO	2,442	2,218
MULTI COLOR CORP	4,090	3,529
NASPERS LTD	11,825	11,766
NEENAH PAPER INC	2,510	2,622
NIKE INC	80,415	100,500
ORBITAL ATK INC	10,876	19,923
PDC ENERGY INC	2,510	2,349
PACKAGING CORP	2,835	2,648
POLARIS INDS INC	64,170	38,763
RMR GROUP INC	95	115
REGAL BELOIT CORP	38,435	35,112
RUDOPHL TECH INC	4,639	4,479
SCRIPPS NETWORKS INTERACT INC	82,941	69,068
SHERWIN WILLIAMS CO	35,907	38,940
SUMMIT HOTEL PPTYS INC	5,582	4,876
SUPERIOR ENERGY SVCS INC	9,384	6,277
TORONTO DOMINION BD ONT	64,019	54,956
TYSON FOODS INC	37,509	49,330
USG CORP	11,025	9,862
VAIL RESORTS INC	3,291	4,864
VASCO DATA SEC INTL INC	6,653	4,450
VISTA OUTDOOR INC	7,060	11,038
WEC ENERGY GROUP INC	2,482	2,873
WADDE3LL & REED FINL INC	12,917	7,308

Name of Stock	End of Year Book Value	End of Year Fair Market Value
WALGREENS BOOTS ALLIANCE INC	93,885	87,454
WEST CORP	3,359	2,394

TY 2015 Investments - Other Schedule

**Name:** BILL & BEA IDEMA FOUNDATION  
**EIN:** 38-2653272

Category / Item	Listed at Cost or FMV	Book Value	End of Year Fair Market Value
OPPENHEIMER DEVELOPING MKT	AT COST	504,923	530,931
DODGE & COX INTL STOCK FD	AT COST	298,002	276,961
ISHARES MSCI EAFE INDEX FD	AT COST	991,703	924,253
T ROWE PRICE RL EST FD	AT COST	12,794	41,527
ALEXANDRIA REAL ESTATE EQUITIE	AT COST	14,508	19,337
AVALONBAY CMNTYS INC	AT COST	10,416	14,915
BOSTON PPTYS INC	AT COST	14,758	18,876
DIGITAL RLTY TR INC	AT COST	10,774	14,443
EAST GROUP PPTYS INC	AT COST	7,097	10,566
FEDERAL RLTY INVT TR	AT COST	11,133	18,263
FIRST INDL RLTY TR INC	AT COST	15,997	21,776
HCP INC	AT COST	7,010	8,260
HOSPITALITY PPTY TR	AT COST	14,672	13,781
HOST HOTELS AND RESORTS	AT COST	10,566	13,561
LTC PPTYS INC	AT COST	4,830	9,318
NATIONAL RETAIL PPTYS INC	AT COST	6,629	11,534
SIMON PROPERTY GROUP INC NEW	AT COST	22,838	41,805
TEJON RANCH CO	AT COST	4,076	3,064
VENTAS INC	AT COST	7,023	9,424
WEINGARTEN REALTY INV	AT COST	6,816	10,685
ISHARES CORE S&P 500	AT COST	1,299,384	1,582,621
ALEXANDER AND BALDWIN INC	AT COST	4,556	7,062
APARTMENT INVT & MGMT CO	AT COST	7,573	11,409
EPR PPTYS	AT COST	9,717	15,314
VORNADO REALTY TRUST	AT COST	9,702	11,895
HOTCHKIS & WILEY HIGH YIELD	AT COST	508,007	438,789
THORNBURG DEVELOPING WORLD FUN	AT COST	84,440	71,579
LITMAN GREGORY MASTER ALT	AT COST	525,000	497,416
WILLIAM BLAIR FDS ALLOC I	AT COST	374,685	339,140
COLONY FINL INC	AT COST	5,862	5,182

Category / Item	Listed at Cost or FMV	Book Value	End of Year Fair Market Value
GRAMERCY PPTY TR INC	AT COST	9,616	10,044
PEBBLEBROOK HOTEL TR	AT COST	5,816	4,819
SOVRAN SELF STORAGE INC	AT COST	3,888	5,580
WEYERHAEUSER CO	AT COST	16,194	16,369
AMERICAN TOWER CORP	AT COST	22,038	25,498
BLACKROCK FDS STR OPP	AT COST	403,000	385,633
AGREE REALTY CORP	AT COST	5,771	5,642
AM CAMPUS CMNTYS INC	AT COST	10,505	9,880
BIOMED REALTY TRUST INC	AT COST	10,989	10,732
BOSTON PARTNERS LONG/SHORT RES	AT COST	350,000	337,112
BRIXMOR PPTY GROUP INC	AT COST	15,987	15,518
CORESITE RLTY CORP	AT COST	5,256	5,162
CROWN CASTLE INTL CORP	AT COST	18,112	18,587
EDUCATION RLTY TR INC	AT COST	9,899	9,962
GEO GROUP INC	AT COST	6,246	5,493
IRON MOUNTAIN INC	AT COST	16,555	11,722
KITE REALTY GROUP	AT COST	10,916	9,309
NORTHSTAR RLTY FIN CORP	AT COST	10,950	9,145
OUTFRONT MEDIA INC	AT COST	12,459	9,867
TERRENO RLTY CORP	AT COST	11,184	10,745
WELLTOWER INC	AT COST	9,077	14,626
TEEKAY CORP	AT COST	16,136	3,780
COLUMBIZ PIPELINE LP	AT COST	10,548	12,953
ENABLE MIDSTREAM LP	AT COST	13,328	9,678
ENBRIDGE ENERGY MGMT LLC	AT COST	32,792	22,062
ENLINK MIDSTREAM LP	AT COST	7,176	9,716
KINDER MORGAN INC	AT COST	22,849	8,385
ONEOK INC	AT COST	23,111	13,489
SEMGROUP CORP	AT COST	20,578	8,918
EQT MIDSTREAM LP	AT COST	11,565	15,394

Category / Item	Listed at Cost or FMV	Book Value	End of Year Fair Market Value
NUSTAR GP LLC	AT COST	21,063	13,409
BUCKEYE LP	AT COST	27,014	26,581
DCP MIDSTREAM	AT COST	20,430	14,827
ENERGY TRANSFER EQUITY LP	AT COST	22,938	12,490
ENTERPRISE PRODS LP	AT COST	31,004	27,805
MAGELLAN MIDSTREAM LP	AT COST	26,564	25,198
PLAINS GP LP	AT COST	30,913	12,124
SPECTRA ENERGY LP	AT COST	24,682	24,518
WILLIAMS PARTNERS LP	AT COST	17,417	13,591

TY 2015 Legal Fees Schedule

**Name:** BILL & BEA IDEMA FOUNDATION

**EIN:** 38-2653272

Category	Amount	Net Investment Income	Adjusted Net Income	Disbursements for Charitable Purposes
LEGAL FEES	1,185	593		593

TY 2015 Other Assets Schedule

**Name:** BILL & BEA IDEMA FOUNDATION

**EIN:** 38-2653272

Description	Beginning of Year - Book Value	End of Year - Book Value	End of Year - Fair Market Value
ACCRUED INCOME	6,980	4,288	0

**TY 2015 Other Expenses Schedule****Name:** BILL & BEA IDEMA FOUNDATION**EIN:** 38-2653272

Description	Revenue and Expenses per Books	Net Investment Income	Adjusted Net Income	Disbursements for Charitable Purposes
BANK SERVICE FEES	-8	-8		0
BANK SERVICE FEES	84,574	84,574		0
OTHER MISC INVESTMENT EXPENSES	1,219	1,219		0
OTHER MISC CHARITABLE EXPENSES	27	0		27



TY 2015 Other Income Schedule

**Name:** BILL & BEA IDEMA FOUNDATION

**EIN:** 38-2653272

Description	Revenue And Expenses Per Books	Net Investment Income	Adjusted Net Income
OTHER INCOME	-17,982	-17,982	

TY 2015 Other Increases Schedule

**Name:** BILL & BEA IDEMA FOUNDATION

**EIN:** 38-2653272

Description	Amount
BOOK TO TAX ADJUSTMENT	205

**TY 2015 Other Professional Fees Schedule**

**Name:** BILL & BEA IDEMA FOUNDATION

**EIN:** 38-2653272

Category	Amount	Net Investment Income	Adjusted Net Income	Disbursements for Charitable Purposes
ADMIN/OFFICE EXPENSES	19,212			19,212

**TY 2015 Taxes Schedule****Name:** BILL & BEA IDEMA FOUNDATION**EIN:** 38-2653272

Category	Amount	Net Investment Income	Adjusted Net Income	Disbursements for Charitable Purposes
FOREIGN TAXES PAID	5,586	5,586		0
FEDERAL EXCISE TAX - PRIOR YEA	16,847	0		0
FEDERAL EXCISE TAX ESTIMATE	23,428	0		0
FOREIGN TAXES ON QUALIFIED FOR	2,993	2,993		0