



See a Social Security Number? Say Something!
Report Privacy Problems to <https://public.resource.org/privacy>
Or call the IRS Identity Theft Hotline at 1-800-908-4490



Form

990-PF

Department of the Treasury
Internal Revenue Service

Return of Private Foundation

or Section 4947(a)(1) Trust Treated as Private Foundation

▶ Do not enter social security numbers on this form as it may be made public.
▶ Information about Form 990-PF and its instructions is at www.irs.gov/form990pf.

OMB No 1545-0052





2015



Open to Public Inspection

For calendar year 2015, or tax year beginning 01-01-2015, and ending 12-31-2015

Name of foundation ALEXANDER MCCAUSLAND CHARITABLE		A Employer identification number 37-6437195	
Number and street (or P O box number if mail is not delivered to street address) 1525 W WT HARRIS BLVD D1114-044		Room/suite	B Telephone number (see instructions) (855) 739-2922
City or town, state or province, country, and ZIP or foreign postal code CHARLOTTE, NC 28262			
G Check all that apply <div><input type="checkbox"/> Initial return <input type="checkbox"/> Final return <input type="checkbox"/> Address change</div>		<div><input type="checkbox"/> Initial return of a former public charity <input type="checkbox"/> Amended return <input type="checkbox"/> Name change</div>	
H Check type of organization <input checked="" type="checkbox"/> Section 501(c)(3) exempt private foundation <input type="checkbox"/> Section 4947(a)(1) nonexempt charitable trust <input type="checkbox"/> Other taxable private foundation		D 1. Foreign organizations, check here 2. Foreign organizations meeting the 85% test, check here and attach computation	
I Fair market value of all assets at end of year (from Part II, col. (c), line 16) ▶ \$ 16,346,586		E If private foundation status was terminated under section 507(b)(1)(A), check here	
J Accounting method <input type="checkbox"/> Cash <input type="checkbox"/> Accrual <input type="checkbox"/> Other (specify) _____ (Part I, column (d) must be on cash basis.)		F If the foundation is in a 60-month termination under section 507(b)(1)(B), check here	

Part I Analysis of Revenue and Expenses <i>(The total of amounts in columns (b), (c), and (d) may not necessarily equal the amounts in column (a) (see instructions))</i>		Revenue and expenses per books (a)	Net investment income (b)	Adjusted net income (c)	Disbursements for charitable purposes (d) (cash basis only)
Revenue	1 Contributions, gifts, grants, etc , received (attach schedule)				
	2 Check ▶ <input checked="" type="checkbox"/> if the foundation is not required to attach Sch B				
	3 Interest on savings and temporary cash investments	73	73		
	4 Dividends and interest from securities	452,323	439,884		
	5a Gross rents				
	b Net rental income or (loss) _____				
	6a Net gain or (loss) from sale of assets not on line 10	670,776			
	b Gross sales price for all assets on line 6a 4,584,304				
	7 Capital gain net income (from Part IV, line 2) . . .		670,776		
	8 Net short-term capital gain			0	
	9 Income modifications				
	10a Gross sales less returns and allowances				
Operating and Administrative Expenses	b Less Cost of goods sold				
	c Gross profit or (loss) (attach schedule)				
	11 Other income (attach schedule)				
	12 Total. Add lines 1 through 11	1,123,172	1,110,733		
	13 Compensation of officers, directors, trustees, etc	157,592	118,194		39,398
	14 Other employee salaries and wages		0	0	0
	15 Pension plans, employee benefits		0	0	
	16a Legal fees (attach schedule).				0
	b Accounting fees (attach schedule).	1,000	0	0	1,000
	c Other professional fees (attach schedule)	2,020	2,020		0
	17 Interest				0
	18 Taxes (attach schedule) (see instructions) . . .	22,634	5,204		0
	19 Depreciation (attach schedule) and depletion . .	0	0		
	20 Occupancy				
	21 Travel, conferences, and meetings.		0	0	
	22 Printing and publications		0	0	
	23 Other expenses (attach schedule).	1,159	1,159		
	24 Total operating and administrative expenses. Add lines 13 through 23	184,405	126,577	0	40,398
	25 Contributions, gifts, grants paid	833,868			833,868
	26 Total expenses and disbursements. Add lines 24 and 25	1,018,273	126,577	0	874,266
	27 Subtract line 26 from line 12				
	a Excess of revenue over expenses and disbursements	104,899			
	b Net investment income (if negative, enter -0-)		984,156		
	c Adjusted net income (if negative, enter -0-) . . .			0	

Part II Balance Sheets		Attached schedules and amounts in the description column should be for end-of-year amounts only (See instructions)	Beginning of year	End of year	
			(a) Book Value	(b) Book Value	(c) Fair Market Value
Assets	1	Cash—non-interest-bearing			
	2	Savings and temporary cash investments	345,712	362,846	362,846
	3	Accounts receivable ▶ _____			
		Less allowance for doubtful accounts ▶ _____		0	0
	4	Pledges receivable ▶ _____			
		Less allowance for doubtful accounts ▶ _____			
	5	Grants receivable			
	6	Receivables due from officers, directors, trustees, and other disqualified persons (attach schedule) (see instructions).			
	7	Other notes and loans receivable (attach schedule) ▶ _____			
		Less allowance for doubtful accounts ▶ _____ 0			
	8	Inventories for sale or use			
	9	Prepaid expenses and deferred charges			
	10a	Investments—U S and state government obligations (attach schedule)	1,647,507 	1,617,499	1,603,102
	b	Investments—corporate stock (attach schedule)	7,879,223 	7,973,500	10,135,662
	c	Investments—corporate bonds (attach schedule)	4,260,728 	4,291,513	4,032,249
	11	Investments—land, buildings, and equipment basis ▶ _____			
	Less accumulated depreciation (attach schedule) ▶ _____				
12	Investments—mortgage loans.				
13	Investments—other (attach schedule)	217,627 	217,627	212,727	
14	Land, buildings, and equipment basis ▶ _____				
	Less accumulated depreciation (attach schedule) ▶ _____				
15	Other assets (describe ▶ _____)				
16	Total assets(to be completed by all filers—see the instructions Also, see page 1, item I)	14,350,797	14,462,985	16,346,586	
Liabilities	17	Accounts payable and accrued expenses			
	18	Grants payable			
	19	Deferred revenue			
	20	Loans from officers, directors, trustees, and other disqualified persons			
	21	Mortgages and other notes payable (attach schedule).			
	22	Other liabilities (describe ▶ _____)			
	23	Total liabilities(add lines 17 through 22)		0	
Net Assets or Fund Balances	Foundations that follow SFAS 117, check here ▶ <input type="checkbox"/> and complete lines 24 through 26 and lines 30 and 31.				
	24	Unrestricted			
	25	Temporarily restricted			
	26	Permanently restricted			
	Foundations that do not follow SFAS 117, check here ▶ <input checked="" type="checkbox"/> and complete lines 27 through 31.				
	27	Capital stock, trust principal, or current funds	14,350,797	14,462,985	
	28	Paid-in or capital surplus, or land, bldg , and equipment fund			
	29	Retained earnings, accumulated income, endowment, or other funds			
	30	Total net assets or fund balances(see instructions)	14,350,797	14,462,985	
	31	Total liabilities and net assets/fund balances(see instructions)	14,350,797	14,462,985	

Part III Analysis of Changes in Net Assets or Fund Balances		
1	Total net assets or fund balances at beginning of year—Part II, column (a), line 30 (must agree with end-of-year figure reported on prior year’s return)	1 14,350,797
2	Enter amount from Part I, line 27a	2 104,899
3	Other increases not included in line 2 (itemize) ▶ _____ 	3 16,847
4	Add lines 1, 2, and 3	4 14,472,543
5	Decreases not included in line 2 (itemize) ▶ _____ 	5 9,558
6	Total net assets or fund balances at end of year (line 4 minus line 5)—Part II, column (b), line 30	6 14,462,985

Part IV

Capital Gains and Losses for Tax on Investment Income

List and describe the kind(s) of property sold (e g , real estate, (a) 2-story brick warehouse, or common stock, 200 shs MLC Co)		How acquired P—Purchase (b) D—Donation	Date acquired (c) (mo , day, yr)	Date sold (d) (mo , day, yr)
1a	See Additional Data Table			
b				
c				
d				
e				

(e) Gross sales price	Depreciation allowed (f) (or allowable)	Cost or other basis (g) plus expense of sale	Gain or (loss) (h) (e) plus (f) minus (g)
a See Additional Data Table			
b			
c			
d			
e			

Complete only for assets showing gain in column (h) and owned by the foundation on 12/31/69			Gains (Col (h) gain minus col (k), but not less than -0-) or (l) Losses (from col (h))
(i) F M V as of 12/31/69	Adjusted basis (j) as of 12/31/69	Excess of col (i) (k) over col (j), if any	
a See Additional Data Table			
b			
c			
d			
e			

2	Capital gain net income or (net capital loss)	<div><div>If gain, also enter in Part I, line 7 If (loss), enter -0- in Part I, line 7</div></div>	2	670,776
3	Net short-term capital gain or (loss) as defined in sections 1222(5) and (6) <div>If gain, also enter in Part I, line 8, column (c) (see instructions) If (loss), enter -0- in Part I, line 8</div>		3	

Part V

Qualification Under Section 4940(e) for Reduced Tax on Net Investment Income

(For optional use by domestic private foundations subject to the section 4940(a) tax on net investment income)
If section 4940(d)(2) applies, leave this part blank

Was the foundation liable for the section 4942 tax on the distributable amount of any year in the base period? ☐ Yes ☒ No
If "Yes," the foundation does not qualify under section 4940(e) Do not complete this part

1 Enter the appropriate amount in each column for each year, see instructions before making any entries

(a) Base period years Calendar year (or tax year beginning in)	(b) Adjusted qualifying distributions	(c) Net value of noncharitable-use assets	(d) Distribution ratio (col (b) divided by col (c))
2014	818,547	17,804,711	0 045974
2013	774,980	16,806,600	0 046112
2012	769,504	16,003,007	0 048085
2011	744,706	16,139,492	0 046142
2010	420,985	14,915,108	0 028225

2	Total of line 1, column (d).	2	0 214538
3	Average distribution ratio for the 5-year base period—divide the total on line 2 by 5, or by the number of years the foundation has been in existence if less than 5 years	3	0 042908
4	Enter the net value of noncharitable-use assets for 2015 from Part X, line 5.	4	17,264,864
5	Multiply line 4 by line 3.	5	740,801
6	Enter 1% of net investment income (1% of Part I, line 27b).	6	9,842
7	Add lines 5 and 6.	7	750,643
8	Enter qualifying distributions from Part XII, line 4.	8	874,266

If line 8 is equal to or greater than line 7, check the box in Part VI, line 1b, and complete that part using a 1% tax rate See
the Part VI instructions

Part VI

Excise Tax Based on Investment Income (Section 4940(a), 4940(b), 4940(e), or 4948—see page 18 of the instructions)

1a

Exempt operating foundations described in section 4940(d)(2), check here ☐

and enter "N/A" on line 1

Date of ruling or determination letter _____

(attach copy of letter if necessary—see instructions)

b

Domestic foundations that meet the section 4940(e) requirements in Part V, check here ☒ and enter 1% of Part I, line 27b

c

All other domestic foundations enter 2% of line 27b. Exempt foreign organizations enter 4% of Part I, line 12, col. (b)

2

Tax under section 511 (domestic section 4947(a)(1) trusts and taxable foundations only. Others enter -0-)

3

Add lines 1 and 2.

4

Subtitle A (income) tax (domestic section 4947(a)(1) trusts and taxable foundations only. Others enter -0-)

5

Tax based on investment income. Subtract line 4 from line 3. If zero or less, enter -0-

6

Credits/Payments

a

2015 estimated tax payments and 2014 overpayment credited to 2015

6a

23,498

b

Exempt foreign organizations—tax withheld at source.

6b

c

Tax paid with application for extension of time to file (Form 8868).

6c

0

d

Backup withholding erroneously withheld.

6d

7

Total credits and payments. Add lines 6a through 6d.

8

Enter any **penalty** for underpayment of estimated tax. Check here ☒ if Form 2220 is attached

9

Tax due. If the total of lines 5 and 8 is more than line 7, enter **amount owed**

10

Overpayment. If line 7 is more than the total of lines 5 and 8, enter the **amount overpaid**.

11

Enter the amount of line 10 to be **Credited to 2015 estimated tax** 9,844 **Refunded**

1	9,842
2	0
3	9,842
4	0
5	9,842
6a	23,498
6b	
6c	0
6d	
7	23,498
8	0
9	
10	13,656
11	3,812

Part VII-A

Statements Regarding Activities

1a

During the tax year, did the foundation attempt to influence any national, state, or local legislation or did it participate or intervene in any political campaign?

1a

No

b

Did it spend more than \$100 during the year (either directly or indirectly) for political purposes (see Instructions for definition)?

1b

No

If the answer is "Yes" to 1a or 1b, attach a detailed description of the activities and copies of any materials published or distributed by the foundation in connection with the activities.

c

Did the foundation file **Form 1120-POL** for this year?

1c

No

d

Enter the amount (if any) of tax on political expenditures (section 4955) imposed during the year:
(1) On the foundation \$ _____ (2) On foundation managers \$ _____

e

Enter the reimbursement (if any) paid by the foundation during the year for political expenditure tax imposed on foundation managers \$ _____

2

Has the foundation engaged in any activities that have not previously been reported to the IRS?

2

No

If "Yes," attach a detailed description of the activities.

3

Has the foundation made any changes, not previously reported to the IRS, in its governing instrument, articles of incorporation, or bylaws, or other similar instruments? If "Yes," attach a conformed copy of the changes

3

No

4a

Did the foundation have unrelated business gross income of \$1,000 or more during the year?

4a

No

b

If "Yes," has it filed a tax return on **Form 990-T** for this year?

4b

5

Was there a liquidation, termination, dissolution, or substantial contraction during the year?

5

No

If "Yes," attach the statement required by General Instruction T.

6

Are the requirements of section 508(e) (relating to sections 4941 through 4945) satisfied either:
• By language in the governing instrument, or
• By state legislation that effectively amends the governing instrument so that no mandatory directions that conflict with the state law remain in the governing instrument?

6

Yes

7

Did the foundation have at least \$5,000 in assets at any time during the year? If "Yes," complete Part II, col. (c), and Part XV.

7

Yes

8a

Enter the states to which the foundation reports or with which it is registered (see instructions)
 VA _____

b

If the answer is "Yes" to line 7, has the foundation furnished a copy of Form 990-PF to the Attorney General (or designate) of each state as required by General Instruction G? If "No," attach explanation .

8b

Yes

9

Is the foundation claiming status as a private operating foundation within the meaning of section 4942(j)(3) or 4942(j)(5) for calendar year 2015 or the taxable year beginning in 2015 (see instructions for Part XIV)?
If "Yes," complete Part XIV

9

No

10

Did any persons become substantial contributors during the tax year? If "Yes," attach a schedule listing their names and addresses.

10

No

Form 990-PF (2015)

Part VII-A

Statements Regarding Activities *(continued)*

11	At any time during the year, did the foundation, directly or indirectly, own a controlled entity within the meaning of section 512(b)(13)? If "Yes," attach schedule (see instructions).	11		No
12	Did the foundation make a distribution to a donor advised fund over which the foundation or a disqualified person had advisory privileges? If "Yes," attach statement (see instructions)	12		No
13	Did the foundation comply with the public inspection requirements for its annual returns and exemption application? Website address	13	Yes	
14	The books are in care of WELLS FARGO BANK NA Telephone no (855) 739-2922 Located at 1 W 4TH ST D4000-062 WINSTONSALEM NC ZIP+4 271013818			
15	Section 4947(a)(1) nonexempt charitable trusts filing Form 990-PF in lieu of Form 1041 —Check here and enter the amount of tax-exempt interest received or accrued during the year.	15		
16	At any time during calendar year 2015, did the foundation have an interest in or a signature or other authority over a bank, securities, or other financial account in a foreign country? See instructions for exceptions and filing requirements for FinCEN Form 114, Report of Foreign Bank and Financial Accounts (FBAR) If "Yes", enter the name of the foreign country	16	Yes	No

Part VII-B

Statements Regarding Activities for Which Form 4720 May Be Required

File Form 4720 if any item is checked in the "Yes" column, unless an exception applies.			Yes	No
1a	During the year did the foundation (either directly or indirectly) (1) Engage in the sale or exchange, or leasing of property with a disqualified person? (2) Borrow money from, lend money to, or otherwise extend credit to (or accept it from) a disqualified person? (3) Furnish goods, services, or facilities to (or accept them from) a disqualified person? (4) Pay compensation to, or pay or reimburse the expenses of, a disqualified person? (5) Transfer any income or assets to a disqualified person (or make any of either available for the benefit or use of a disqualified person)? (6) Agree to pay money or property to a government official? (Exception. Check "No" if the foundation agreed to make a grant to or to employ the official for a period after termination of government service, if terminating within 90 days).	<input type="checkbox"/> Yes <input checked="" type="checkbox"/> No <input type="checkbox"/> Yes <input checked="" type="checkbox"/> No <input checked="" type="checkbox"/> Yes <input type="checkbox"/> No <input checked="" type="checkbox"/> Yes <input type="checkbox"/> No <input type="checkbox"/> Yes <input checked="" type="checkbox"/> No <input type="checkbox"/> Yes <input checked="" type="checkbox"/> No		
b	If any answer is "Yes" to 1a(1)–(6), did any of the acts fail to qualify under the exceptions described in Regulations section 53.4941(d)-3 or in a current notice regarding disaster assistance (see instructions)? Organizations relying on a current notice regarding disaster assistance check here.		1b	No
c	Did the foundation engage in a prior year in any of the acts described in 1a, other than excepted acts, that were not corrected before the first day of the tax year beginning in 2015?		1c	No
2	Taxes on failure to distribute income (section 4942) (does not apply for years the foundation was a private operating foundation defined in section 4942(j)(3) or 4942(j)(5))			
a	At the end of tax year 2015, did the foundation have any undistributed income (lines 6d and 6e, Part XIII) for tax year(s) beginning before 2015? If "Yes," list the years 20____, 20____, 20____, 20____	<input type="checkbox"/> Yes <input checked="" type="checkbox"/> No		
b	Are there any years listed in 2a for which the foundation is not applying the provisions of section 4942(a)(2) (relating to incorrect valuation of assets) to the year's undistributed income? (If applying section 4942(a)(2) to all years listed, answer "No" and attach statement—see instructions).		2b	No
c	If the provisions of section 4942(a)(2) are being applied to any of the years listed in 2a, list the years here 20____, 20____, 20____, 20____			
3a	Did the foundation hold more than a 2% direct or indirect interest in any business enterprise at any time during the year?	<input type="checkbox"/> Yes <input checked="" type="checkbox"/> No		
b	If "Yes," did it have excess business holdings in 2015 as a result of (1) any purchase by the foundation or disqualified persons after May 26, 1969, (2) the lapse of the 5-year period (or longer period approved by the Commissioner under section 4943(c)(7)) to dispose of holdings acquired by gift or bequest, or (3) the lapse of the 10-, 15-, or 20-year first phase holding period? (<i>Use Schedule C, Form 4720, to determine if the foundation had excess business holdings in 2015.</i>)		3b	
4a	Did the foundation invest during the year any amount in a manner that would jeopardize its charitable purposes?		4a	No
b	Did the foundation make any investment in a prior year (but after December 31, 1969) that could jeopardize its charitable purpose that had not been removed from jeopardy before the first day of the tax year beginning in 2015?		4b	No

Part VII-B

Statements Regarding Activities for Which Form 4720 May Be Required (Continued)

5a

During the year did the foundation pay or incur any amount to

(1)

Carry on propaganda, or otherwise attempt to influence legislation (section 4945(e))?

☐ Yes

☒ No

(2)

Influence the outcome of any specific public election (see section 4955), or to carry on, directly or indirectly, any voter registration drive?

☐ Yes

☒ No

(3)

Provide a grant to an individual for travel, study, or other similar purposes?

☐ Yes

☒ No

(4)

Provide a grant to an organization other than a charitable, etc , organization described in section 4945(d)(4)(A)? (see instructions).

☐ Yes

☒ No

(5)

Provide for any purpose other than religious, charitable, scientific, literary, or educational purposes, or for the prevention of cruelty to children or animals?

☐ Yes

☒ No

b

If any answer is "Yes" to 5a(1)–(5), did **any** of the transactions fail to qualify under the exceptions described in Regulations section 53.4945 or in a current notice regarding disaster assistance (see instructions)?

5b

Organizations relying on a current notice regarding disaster assistance check here.

☐

c

If the answer is "Yes" to question 5a(4), does the foundation claim exemption from the tax because it maintained expenditure responsibility for the grant?

☐ Yes

☐ No

If "Yes," attach the statement required by Regulations section 53.4945–5(d).

6a

Did the foundation, during the year, receive any funds, directly or indirectly, to pay premiums on a personal benefit contract?

☐ Yes

☒ No

b

Did the foundation, during the year, pay premiums, directly or indirectly, on a personal benefit contract?

6b

No

If "Yes" to 6b, file Form 8870.

7a

At any time during the tax year, was the foundation a party to a prohibited tax shelter transaction?

☐ Yes

☒ No

b

If yes, did the foundation receive any proceeds or have any net income attributable to the transaction?

7b

Part VIII

Information About Officers, Directors, Trustees, Foundation Managers, Highly Paid Employees, and Contractors

1

List all officers, directors, trustees, foundation managers and their compensation (see instructions).

(a) Name and address	Title, and average hours per week (b) devoted to position	(c) Compensation (If not paid, enter -0-)	(d) Contributions to employee benefit plans and deferred compensation	Expense account, (e) other allowances
WELLS FARGO BANK NA 1525 W WT HARRIS BLVD D1114-044 CHARLOTTE, NC 282881161	TRUSTEE 40	157,592		

2

Compensation of five highest-paid employees (other than those included on line 1—see instructions). If none, enter "NONE."

(a) Name and address of each employee paid more than \$50,000	Title, and average hours per week (b) devoted to position	(c) Compensation	Contributions to employee benefit plans and deferred compensation (d)	Expense account, (e) other allowances
NONE				

Total

number of other employees paid over \$50,000.

0

Form 990-PF (2015)

3 Five highest-paid independent contractors for professional services (see instructions). If none, enter "NONE".

Total number of others receiving over \$50,000 for professional services.	0
--	---

1	
2	
3	
4	

[illegible]

Part X

Minimum Investment Return

(All domestic foundations must complete this part. Foreign foundations,see instructions.)

1	Fair market value of assets not used (or held for use) directly in carrying out charitable, etc , purposes		
a	Average monthly fair market value of securities.	1a	16,781,698
b	Average of monthly cash balances.	1b	746,083
c	Fair market value of all other assets (see instructions).	1c	0
d	Total (add lines 1a, b, and c).	1d	17,527,781
e	Reduction claimed for blockage or other factors reported on lines 1a and 1c (attach detailed explanation).	1e	0
2	Acquisition indebtedness applicable to line 1 assets.	2	0
3	Subtract line 2 from line 1d.	3	17,527,781
4	Cash deemed held for charitable activities Enter 1 1/2% of line 3 (for greater amount, see instructions).	4	262,917
5	Net value of noncharitable-use assets.Subtract line 4 from line 3 Enter here and on Part V, line 4	5	17,264,864
6	Minimum investment return.Enter 5% of line 5.	6	863,243

Part XI

Distributable Amount

(see instructions) (Section 4942(j)(3) and (j)(5) private operating foundations and certain foreign organizations check here ☐ and do not complete this part.)

1	Minimum investment return from Part X, line 6.	1	863,243
2a	Tax on investment income for 2015 from Part VI, line 5.	2a	9,842
b	Income tax for 2015 (This does not include the tax from Part VI).	2b	
c	Add lines 2a and 2b.	2c	9,842
3	Distributable amount before adjustments Subtract line 2c from line 1.	3	853,401
4	Recoveries of amounts treated as qualifying distributions.	4	0
5	Add lines 3 and 4.	5	853,401
6	Deduction from distributable amount (see instructions).	6	0
7	Distributable amountas adjusted Subtract line 6 from line 5 Enter here and on Part XIII, line 1.	7	853,401

Part XII

Qualifying Distributions (see instructions)

1	Amounts paid (including administrative expenses) to accomplish charitable, etc , purposes		
a	Expenses, contributions, gifts, etc —total from Part I, column (d), line 26.	1a	874,266
b	Program-related investments—total from Part IX-B.	1b	0
2	Amounts paid to acquire assets used (or held for use) directly in carrying out charitable, etc , purposes.	2	0
3	Amounts set aside for specific charitable projects that satisfy the		
a	Suitability test (prior IRS approval required).	3a	0
b	Cash distribution test (attach the required schedule).	3b	0
4	Qualifying distributions.Add lines 1a through 3b Enter here and on Part V, line 8, and Part XIII, line 4	4	874,266
5	Foundations that qualify under section 4940(e) for the reduced rate of tax on net investment income Enter 1% of Part I, line 27b (see instructions).	5	9,842
6	Adjusted qualifying distributions.Subtract line 5 from line 4.	6	864,424

Note:The amount on line 6 will be used in Part V, column (b), in subsequent years when calculating whether the foundation qualifies for the section 4940(e) reduction of tax in those years

Part XIII

Undistributed Income (see instructions)

	(a) Corpus	(b) Years prior to 2014	(c) 2014	(d) 2015
1 Distributable amount for 2015 from Part XI, line 7				853,401
2 Undistributed income, if any, as of the end of 2015				
a Enter amount for 2014 only.			838,868	
b Total for prior years 2013 , 20 , 20		0		
3 Excess distributions carryover, if any, to 2015				
a From 2010.	0			
b From 2011.	0			
c From 2012.	0			
d From 2013.	0			
e From 2014.	0			
f Total of lines 3a through e.	0			
4 Qualifying distributions for 2015 from Part XII, line 4 ▶ \$ 874,266				
a Applied to 2014, but not more than line 2a			838,868	
b Applied to undistributed income of prior years (Election required—see instructions).		0		
c Treated as distributions out of corpus (Election required—see instructions).	0			
d Applied to 2015 distributable amount.				35,398
e Remaining amount distributed out of corpus	0			
5 Excess distributions carryover applied to 2015 (If an amount appears in column (d), the same amount must be shown in column (a).)	0			0
6 Enter the net total of each column as indicated below:				
a Corpus Add lines 3f, 4c, and 4e Subtract line 5	0			
b Prior years' undistributed income Subtract line 4b from line 2b.		0		
c Enter the amount of prior years' undistributed income for which a notice of deficiency has been issued, or on which the section 4942(a) tax has been previously assessed.		0		
d Subtract line 6c from line 6b Taxable amount —see instructions		0		
e Undistributed income for 2014 Subtract line 4a from line 2a Taxable amount—see instructions			0	
f Undistributed income for 2016 Subtract lines 4d and 5 from line 1 This amount must be distributed in 2015.				818,003
7 Amounts treated as distributions out of corpus to satisfy requirements imposed by section 170(b)(1)(F) or 4942(g)(3) (Election may be required - see instructions).	0			
8 Excess distributions carryover from 2010 not applied on line 5 or line 7 (see instructions). . .	0			
9 Excess distributions carryover to 2016. Subtract lines 7 and 8 from line 6a.	0			
10 Analysis of line 9				
a Excess from 2011.	0			
b Excess from 2012.	0			
c Excess from 2013.	0			
d Excess from 2014.	0			
e Excess from 2015.	0			

Part XIV

1a If the foundation has received a ruling or determination letter that it is a private operating foundation, and the ruling is effective for 2015, enter the date of the ruling. . . .

b Check box to indicate whether the organization is a private operating foundation described in section 4942(j)(3) or 4942(j)(5)

2a Enter the lesser of the adjusted net income from Part I or the minimum investment return from Part X for each year listed

b 85% of line 2a

c Qualifying distributions from Part XII,
line 4 for each year listed

d Amounts included in line 2c not used directly for active conduct of exempt activities

e Qualifying distributions made directly for active conduct of exempt activities. Subtract line 2d from line 2c

3 Complete 3a, b, or c for the alternative test relied upon

a "Assets" alternative test—enter

(1) Value of all assets

(2) Value of assets qualifying under section 4942(j)(3)(B)(i)

b "Endowment" alternative test— enter 2/3 of minimum investment return shown in Part X, line 6 for each year listed. . .

c "Support" alternative test—enter

(1) Total support other than gross investment income (interest, dividends, rents, payments on securities loans (section 512(a)(5)), or royalties) . . .

(2) Support from general public and 5 or more exempt organizations as provided in section 4942(j)(3)(B)(iii). . . .

(3) Largest amount of support from an exempt organization

(4) Gross investment income

Part XV **Supplementary Information (Complete this part only if the organization had \$5,000 or more in assets at any time during the year—see instructions.)**

1 Information Regarding Foundation Managers:

a List any managers of the foundation who have contributed more than 2% of the total contributions received by the foundation before the close of any tax year (but only if they have contributed more than \$5,000) (See section 507(d)(2))

b List any managers of the foundation who own 10% or more of the stock of a corporation (or an equally large portion of the ownership of a partnership or other entity) of which the foundation has a 10% or greater interest

2 Information Regarding Contribution, Grant, Gift, Loan, Scholarship, etc., Programs:

Check here ☐ if the foundation only makes contributions to preselected charitable organizations and does not accept unsolicited requests for funds. If the foundation makes gifts, grants, etc. (see instructions) to individuals or organizations under other conditions, complete items 2a, b, c, and d.

a The name, address, and telephone number or e-mail address of the person to whom applications should be addressed

Wells Fargo Philanthropic Services
One W 4th Street
WinstonSalem, NC 27101
(888) 234-1999

b The form in which applications should be submitted and information and materials they should include

Apply online at www.wellsfargo.com/privatefoundationgrants/mccausland

c Any submission deadlines

September 30

d Any restrictions or limitations on awards, such as by geographical areas, charitable fields, kinds of institutions, or other factors

Limited to programs supporting the care, protection, and prevention of cruelty to animals. The trust does not support organizations that engage in euthanasia.

Part XV

Supplementary Information(continued)

3 Grants and Contributions Paid During the Year or Approved for Future Payment

Recipient	If recipient is an individual, show any relationship to any foundation manager or substantial contributor	Foundation status of recipient	Purpose of grant or contribution	Amount
Name and address (home or business)				
a Paid during the year See Additional Data Table				
Total			3a	833,868
b Approved for future payment				
Total			3b	

Enter gross amounts unless otherwise indicated		Unrelated business income		Excluded by section 512, 513, or 514		(e) Related or exempt function income (See instructions)
	(a) Business code	(b) Amount	(c) Exclusion code	(d) Amount		
1 Program service revenue						
a _____						
b _____						
c _____						
d _____						
e _____						
f _____						
g Fees and contracts from government agencies						
2 Membership dues and assessments.						
3 Interest on savings and temporary cash investments			14	73		
4 Dividends and interest from securities. . . .			14	452,323		
5 Net rental income or (loss) from real estate						
a Debt-financed property.						
b Not debt-financed property.						
6 Net rental income or (loss) from personal property						
7 Other investment income.						
8 Gain or (loss) from sales of assets other than inventory			18	670,776		
9 Net income or (loss) from special events						
10 Gross profit or (loss) from sales of inventory						
11 Other revenue a _____						
b _____						
c _____						
d _____						
e _____						
12 Subtotal Add columns (b), (d), and (e). . .				1,123,172		
13 Total. Add line 12, columns (b), (d), and (e).					1,123,172	

[illegible]

d If the answer to any of the above is "Yes," complete the following schedule. Column **(b)** should always show the fair market value of the goods, other assets, or services given by the reporting foundation. If the foundation received less than fair market value in any transaction or sharing arrangement, show in column **(d)** the value of the goods, other assets, or services received.

	Yes	No
1a(1)		No
1a(2)		No
1b(1)		No
1b(2)		No
1b(3)		No
1b(4)		No
1b(5)		No
1b(6)		No
1c		No

[illegible]

2a Is the foundation directly or indirectly affiliated with, or related to, one or more tax-exempt organizations described in section 501(c) of the Code (other than section 501(c)(3)) or in section 527? ☐ Yes ☒ No

b If "Yes," complete the following schedule

(a) Name of organization	(b) Type of organization	(c) Description of relationship

**Sign
Here**

Under penalties of perjury, I declare that I have examined this return, including accompanying schedules and statements, and to the best of my knowledge and belief, it is true, correct, and complete. Declaration of preparer (other than taxpayer) is based on all information of which preparer has any knowledge.

* * * * *

2016-04-22

* * * * *

Signature of officer or trustee

Date

Title

May the IRS discuss this return with the preparer shown below
(see instr)? ☒ Yes ☐ No

Paid Preparer Use Only	Print/Type preparer's name	Preparer's Signature	Date	Check if self-employed <input type="checkbox"/>	PTIN
	Firm's name <input type="checkbox"/>			Firm's EIN <input type="checkbox"/>	
	Firm's address <input type="checkbox"/>			Phone no	

Form 990PF Part IV - Capital Gains and Losses for Tax on Investment Income - Columns a - d

List and describe the kind(s) of property sold (e g , real estate, (a) 2-story brick warehouse, or common stock, 200 shs MLC Co)	How acquired P—Purchase (b) D—Donation	Date acquired (c) (mo , day, yr)	(d) Date sold (mo , day, yr)
87 AAC HOLDINGS INC		2015-08-03	2015-08-04
71 AKORN INC		2012-12-03	2015-10-23
15 AKORN INC		2015-03-23	2015-10-23
555 AMERICAN EXPRESS CO		2008-11-17	2015-02-17
295 AMERICAN EXPRESS CO		2008-11-17	2015-06-11
30000 AMERICAN EXPRESS CO 2 750% 9/15/15		2011-11-17	2015-09-15
16 AMSURG CORP		2015-03-10	2015-08-06
16 AMSURG CORP		2015-03-10	2015-11-18
17 AMSURG CORP		2015-01-08	2015-11-27
21 AMSURG CORP		2015-01-08	2015-12-08

Form 990PF Part IV - Capital Gains and Losses for Tax on Investment Income - Columns e - h

(e) Gross sales price	Depreciation allowed (f) (or allowable)	Cost or other basis (g) plus expense of sale	Gain or (loss) (h) (e) plus (f) minus (g)
1,420		2,897	-1,477
1,753		954	799
370		730	-360
43,689		11,892	31,797
23,643		5,796	17,847
30,000		30,224	-224
1,342		947	395
1,350		937	413
1,454		921	533
1,690		1,137	553

Form 990PF Part IV - Capital Gains and Losses for Tax on Investment Income - Columns i - l

Complete only for assets showing gain in column (h) and owned by the foundation on 12/31/69			Gains (Col (h) gain minus col (k), but not less than -0-) or (l) Losses (from col (h))
(i) F M V as of 12/31/69	Adjusted basis (j) as of 12/31/69	Excess of col (i) (k) over col (j), if any	
			-1,477
			799
			-360
			31,797
			17,847
			-224
			395
			413
			533
			553

Form 990PF Part IV - Capital Gains and Losses for Tax on Investment Income - Columns a - d

List and describe the kind(s) of property sold (e g , real estate, (a) 2-story brick warehouse, or common stock, 200 shs MLC Co)	(b) How acquired P—Purchase D—Donation	(c) Date acquired (mo , day, yr)	(d) Date sold (mo , day, yr)
70 AMTRUST FINANCIAL SERVICES INC		2013-12-18	2015-07-14
900 ANHEUSER-BUSCH INBEV SPN ADR		2015-10-27	2015-12-18
100 APACHE CORP		2013-02-21	2015-06-11
1500 APACHE CORP		2014-12-22	2015-07-29
400 APACHE CORP		2013-02-21	2015-07-29
545 APPLE INC		2009-10-30	2015-02-17
150 APPLE INC		2008-11-04	2015-06-11
1 ASTRONICS CORP		2014-09-30	2015-10-26
127 BASF AKTIENGESELLSCHAFT - LVL 1 ADR		2013-08-16	2015-11-04
8 BALCHEM CORP CLASS B		2014-10-10	2015-10-08

Form 990PF Part IV - Capital Gains and Losses for Tax on Investment Income - Columns e - h

(e) Gross sales price	(f) Depreciation allowed (or allowable)	(g) Cost or other basis plus expense of sale	(h) Gain or (loss) (e) plus (f) minus (g)
4,630		2,441	2,189
111,027		105,610	5,417
5,820		7,478	-1,658
70,122		95,897	-25,775
18,699		29,911	-11,212
69,514		9,075	60,439
19,302		2,306	16,996
4		4	
10,567		11,324	-757
510		416	94

Form 990PF Part IV - Capital Gains and Losses for Tax on Investment Income - Columns i - l

Complete only for assets showing gain in column (h) and owned by the foundation on 12/31/69			(l) Gains (Col (h) gain minus col (k), but not less than -0-) or Losses (from col (h))
(i) F M V as of 12/31/69	(j) Adjusted basis as of 12/31/69	(k) Excess of col (i) over col (j), if any	
			2,189
			5,417
			-1,658
			-25,775
			-11,212
			60,439
			16,996
			-757
			94

Form 990PF Part IV - Capital Gains and Losses for Tax on Investment Income - Columns a - d

List and describe the kind(s) of property sold (e g , real estate, (a) 2-story brick warehouse, or common stock, 200 shs MLC Co)	(b) How acquired P—Purchase D—Donation	(c) Date acquired (mo , day, yr)	(d) Date sold (mo , day, yr)
15 BALCHEM CORP CLASS B		2014-07-15	2015-10-08
477 BANK MONTREAL QUE COM		2012-10-18	2015-06-19
1650 BAXTER INTL INC		2013-11-19	2015-06-18
50000 BAXTER INTERNATIONAL 2 400% 8/15/22		2012-08-22	2015-07-01
36 BEACON ROOFING SUPPLY INC		2013-08-27	2015-02-18
31 BEACON ROOFING SUPPLY INC		2013-09-27	2015-04-02
37 BEACON ROOFING SUPPLY INC		2013-09-27	2015-10-19
47000 BERKSHIRE HATHAWAY 4 850% 1/15/15		2009-12-14	2015-01-15
667 BERKSHIRE HATHAWAY INC		2012-05-23	2015-02-17
62 BERRY PLASTICS GROUP INC		2013-09-17	2015-01-08

Form 990PF Part IV - Capital Gains and Losses for Tax on Investment Income - Columns e - h

(e) Gross sales price	(f) Depreciation allowed (or allowable)	(g) Cost or other basis plus expense of sale	(h) Gain or (loss) (e) plus (f) minus (g)
957		748	209
28,643		28,940	-297
114,303		114,203	100
50,308		49,641	667
1,013		1,329	-316
985		1,143	-158
1,276		1,358	-82
47,000		51,177	-4,177
99,461		52,700	46,761
2,003		1,371	632

Form 990PF Part IV - Capital Gains and Losses for Tax on Investment Income - Columns i - l

Complete only for assets showing gain in column (h) and owned by the foundation on 12/31/69			(l) Gains (Col (h) gain minus col (k), but not less than -0-) or Losses (from col (h))
(i) F M V as of 12/31/69	(j) Adjusted basis as of 12/31/69	(k) Excess of col (i) over col (j), if any	
			209
			-297
			100
			667
			-316
			-158
			-82
			-4,177
			46,761
			632

Form 990PF Part IV - Capital Gains and Losses for Tax on Investment Income - Columns a - d

List and describe the kind(s) of property sold (e g , real estate, (a) 2-story brick warehouse, or common stock, 200 shs MLC Co)	(b) How acquired P—Purchase D—Donation	(c) Date acquired (mo , day, yr)	(d) Date sold (mo , day, yr)
149 BIOMED RLTY TR INC		2013-07-31	2015-06-18
69 BOTTOMLINE TECHNOLOGIES DEL INC		2014-01-22	2015-10-06
65000 BRITISH TELECOM PLC 2 000% 6/22/15		2012-06-19	2015-06-22
25000 CVS CAREMARK CORP 3 250% 5/18/15		2011-05-23	2015-05-18
42 CANTEL MEDICAL CORP		2015-03-23	2015-06-09
31 CANTEL MEDICAL CORP		2014-07-31	2015-10-19
20 CANTEL MEDICAL CORP		2014-04-15	2015-12-04
52 CARBO CERAMICS INC		2014-09-22	2015-01-15
18 CASEYS GEN STORES INC		2012-12-03	2015-11-04
2 CASEYS GEN STORES INC		2015-03-23	2015-11-04

Form 990PF Part IV - Capital Gains and Losses for Tax on Investment Income - Columns e - h

(e) Gross sales price	(f) Depreciation allowed (or allowable)	(g) Cost or other basis plus expense of sale	(h) Gain or (loss) (e) plus (f) minus (g)
3,024		2,875	149
1,793		2,393	-600
65,000		64,991	9
25,000		25,927	-927
2,188		1,678	510
1,775		1,031	744
1,286		660	626
1,714		4,541	-2,827
2,013		886	1,127
224		179	45

Form 990PF Part IV - Capital Gains and Losses for Tax on Investment Income - Columns i - l

Complete only for assets showing gain in column (h) and owned by the foundation on 12/31/69			(l) Gains (Col (h) gain minus col (k), but not less than -0-) or Losses (from col (h))
(i) F M V as of 12/31/69	(j) Adjusted basis as of 12/31/69	(k) Excess of col (i) over col (j), if any	
			149
			-600
			9
			-927
			510
			744
			626
			-2,827
			1,127
			45

Form 990PF Part IV - Capital Gains and Losses for Tax on Investment Income - Columns a - d

List and describe the kind(s) of property sold (e g , real estate, (a) 2-story brick warehouse, or common stock, 200 shs MLC Co)	(b) How acquired P—Purchase D—Donation	Date acquired (c) (mo , day, yr)	(d) Date sold (mo , day, yr)
156 CHEFS' WAREHOUSE HOLDINGS INC		2014-04-15	2015-04-24
26 CLARCOR INC		2014-02-28	2015-05-07
1000 COCA COLA CO		2010-03-05	2015-02-17
2272 COCA COLA CO		2010-05-25	2015-07-29
21 COGNEX CORP		2013-04-18	2015-04-01
4 COGNEX CORP		2015-03-23	2015-04-01
156 COMMVault SYSTEMS INC		2014-06-30	2015-07-28
74 CONSTANT CONTACT INC		2015-05-01	2015-10-08
125 CONSTANT CONTACT INC		2014-06-16	2015-10-08
116 CONTROL4 CORP		2014-07-08	2015-10-07

Form 990PF Part IV - Capital Gains and Losses for Tax on Investment Income - Columns e - h

(e) Gross sales price	(f) Depreciation allowed (or allowable)	(g) Cost or other basis plus expense of sale	(h) Gain or (loss) (e) plus (f) minus (g)
3,192		3,205	-13
1,636		1,507	129
41,710		28,173	13,537
92,289		61,249	31,040
1,033		394	639
197		198	-1
5,424		9,219	-3,795
1,847		2,191	-344
3,120		1,740	1,380
1,007		2,165	-1,158

Form 990PF Part IV - Capital Gains and Losses for Tax on Investment Income - Columns i - l

Complete only for assets showing gain in column (h) and owned by the foundation on 12/31/69			(l) Gains (Col (h) gain minus col (k), but not less than -0-) or Losses (from col (h))
(i) F M V as of 12/31/69	(j) Adjusted basis as of 12/31/69	(k) Excess of col (i) over col (j), if any	
			-13
			129
			13,537
			31,040
			639
			-1
			-3,795
			-344
			1,380
			-1,158

Form 990PF Part IV - Capital Gains and Losses for Tax on Investment Income - Columns a - d

List and describe the kind(s) of property sold (e g , real estate, (a) 2-story brick warehouse, or common stock, 200 shs MLC Co)	(b) How acquired P—Purchase D—Donation	(c) Date acquired (mo , day, yr)	(d) Date sold (mo , day, yr)
243 CONTROL4 CORP		2014-09-22	2015-11-09
162 CONTROL4 CORP		2015-03-23	2015-11-09
1790 CUMMINS INC		2014-08-08	2015-10-27
28 CYBERONICS INC COM		2014-09-12	2015-02-26
23 CYBERONICS INC COM		2012-12-03	2015-03-10
3 CYBERONICS INC COM		2014-09-12	2015-03-10
45 CYBERONICS INC COM		2013-04-09	2015-04-20
212 DEL FRISCO'S RESTAURANT GROUP		2014-07-22	2015-07-28
52 DEL FRISCO'S RESTAURANT GROUP		2014-09-22	2015-07-28
1056 DEUTSCHE BOERSE AG ADR		2012-12-07	2015-11-04

Form 990PF Part IV - Capital Gains and Losses for Tax on Investment Income - Columns e - h

(e) Gross sales price	(f) Depreciation allowed (or allowable)	(g) Cost or other basis plus expense of sale	(h) Gain or (loss) (e) plus (f) minus (g)
1,656		3,886	-2,230
1,104		2,214	-1,110
183,641		242,806	-59,165
2,048		1,571	477
1,566		1,195	371
204		165	39
2,844		2,175	669
3,196		5,275	-2,079
784		1,144	-360
9,277		6,093	3,184

Form 990PF Part IV - Capital Gains and Losses for Tax on Investment Income - Columns i - l

Complete only for assets showing gain in column (h) and owned by the foundation on 12/31/69			(l) Gains (Col (h) gain minus col (k), but not less than -0-) or Losses (from col (h))
(i) F M V as of 12/31/69	(j) Adjusted basis as of 12/31/69	(k) Excess of col (i) over col (j), if any	
			-2,230
			-1,110
			-59,165
			477
			371
			39
			669
			-2,079
			-360
			3,184

Form 990PF Part IV - Capital Gains and Losses for Tax on Investment Income - Columns a - d

List and describe the kind(s) of property sold (e g , real estate, (a) 2-story brick warehouse, or common stock, 200 shs MLC Co)	How acquired P—Purchase (b) D—Donation	Date acquired (c) (mo , day, yr)	(d) Date sold (mo , day, yr)
239 DIODES INC		2014-07-25	2015-11-06
51 DIODES INC		2015-04-23	2015-11-06
25000 DIRECTV HLDG/FIN INC 3 500% 3/01/16		2011-05-13	2015-09-14
123 DOMINION RES INC VA		2012-10-18	2015-02-20
9000 DOWCHEMICAL CO/THE 4 250% 11/15/20		2011-05-20	2015-09-15
19 DRIL-QUIP INC COM		2012-12-03	2015-03-27
565 E M C CORP MASS		2009-04-09	2015-02-17
4949 E M C CORP MASS		2009-06-03	2015-10-27
39 EAGLE BANCORP INC		2014-01-13	2015-09-25
53 EAGLE BANCORP INC		2014-01-13	2015-12-23

Form 990PF Part IV - Capital Gains and Losses for Tax on Investment Income - Columns e - h

(e) Gross sales price	Depreciation allowed (f) (or allowable)	Cost or other basis (g) plus expense of sale	Gain or (loss) (h) (e) plus (f) minus (g)
5,093		5,708	-615
1,087		1,421	-334
25,351		25,722	-371
9,030		6,588	2,442
9,666		8,870	796
1,296		1,343	-47
15,940		7,470	8,470
128,643		52,772	75,871
1,760		1,166	594
2,622		1,585	1,037

Form 990PF Part IV - Capital Gains and Losses for Tax on Investment Income - Columns i - l

Complete only for assets showing gain in column (h) and owned by the foundation on 12/31/69			Gains (Col (h) gain minus col (k), but not less than -0-) or (l) Losses (from col (h))
(i) F M V as of 12/31/69	Adjusted basis (j) as of 12/31/69	Excess of col (i) (k) over col (j), if any	
			-615
			-334
			-371
			2,442
			796
			-47
			8,470
			75,871
			594
			1,037

Form 990PF Part IV - Capital Gains and Losses for Tax on Investment Income - Columns a - d

List and describe the kind(s) of property sold (e g , real estate, (a) 2-story brick warehouse, or common stock, 200 shs MLC Co)	(b) How acquired P—Purchase D—Donation	(c) Date acquired (mo , day, yr)	(d) Date sold (mo , day, yr)
822 07 FHLMC POOL #G13585 4 500% 5/01/24		2012-02-24	2015-01-15
404 7 FHLMC POOL #G13585 4 500% 5/01/24		2012-02-24	2015-02-15
385 8 FHLMC POOL #G13585 4 500% 5/01/24		2012-02-24	2015-03-15
765 45 FHLMC POOL #G13585 4 500% 5/01/24		2012-02-24	2015-04-15
561 FHLMC POOL #G13585 4 500% 5/01/24		2012-02-24	2015-05-15
603 18 FHLMC POOL #G13585 4 500% 5/01/24		2012-02-24	2015-06-15
399 33 FHLMC POOL #G13585 4 500% 5/01/24		2012-02-24	2015-07-15
833 42 FHLMC POOL #G13585 4 500% 5/01/24		2012-02-24	2015-08-15
595 96 FHLMC POOL #G13585 4 500% 5/01/24		2012-02-24	2015-09-15
392 1 FHLMC POOL #G13585 4 500% 5/01/24		2012-02-24	2015-10-15

Form 990PF Part IV - Capital Gains and Losses for Tax on Investment Income - Columns e - h

(e) Gross sales price	(f) Depreciation allowed (or allowable)	(g) Cost or other basis plus expense of sale	(h) Gain or (loss) (e) plus (f) minus (g)
822		877	-55
405		432	-27
386		412	-26
765		817	-52
561		599	-38
603		644	-41
399		426	-27
833		889	-56
596		636	-40
392		418	-26

Form 990PF Part IV - Capital Gains and Losses for Tax on Investment Income - Columns i - l

Complete only for assets showing gain in column (h) and owned by the foundation on 12/31/69			(l) Gains (Col (h) gain minus col (k), but not less than -0-) or Losses (from col (h))
(i) F M V as of 12/31/69	(j) Adjusted basis as of 12/31/69	(k) Excess of col (i) over col (j), if any	
			-55
			-27
			-26
			-52
			-38
			-41
			-27
			-56
			-40
			-26

Form 990PF Part IV - Capital Gains and Losses for Tax on Investment Income - Columns a - d

List and describe the kind(s) of property sold (e g , real estate, (a) 2-story brick warehouse, or common stock, 200 shs MLC Co)	(b) How acquired P—Purchase D—Donation	(c) Date acquired (mo , day, yr)	(d) Date sold (mo , day, yr)
498 53 FHLMC POOL #G13585 4 500% 5/01/24		2012-02-24	2015-11-15
372 67 FHLMC POOL #G13585 4 500% 5/01/24		2012-02-24	2015-12-15
1225 46 FHLMC POOL #E02735 3 500% 10/01/25		2012-08-21	2015-01-15
1363 58 FHLMC POOL #E02735 3 500% 10/01/25		2012-08-21	2015-02-15
1219 26 FHLMC POOL #E02735 3 500% 10/01/25		2012-08-21	2015-03-15
1729 2 FHLMC POOL #E02735 3 500% 10/01/25		2012-08-21	2015-04-15
1141 99 FHLMC POOL #E02735 3 500% 10/01/25		2012-08-21	2015-05-15
1892 81 FHLMC POOL #E02735 3 500% 10/01/25		2012-08-21	2015-06-15
1080 18 FHLMC POOL #E02735 3 500% 10/01/25		2012-08-21	2015-07-15
1649 39 FHLMC POOL #E02735 3 500% 10/01/25		2012-08-21	2015-08-15

Form 990PF Part IV - Capital Gains and Losses for Tax on Investment Income - Columns e - h

(e) Gross sales price	(f) Depreciation allowed (or allowable)	(g) Cost or other basis plus expense of sale	(h) Gain or (loss) (e) plus (f) minus (g)
499		532	-33
373		398	-25
1,225		1,291	-66
1,364		1,436	-72
1,219		1,284	-65
1,729		1,822	-93
1,142		1,203	-61
1,893		1,994	-101
1,080		1,138	-58
1,649		1,738	-89

Form 990PF Part IV - Capital Gains and Losses for Tax on Investment Income - Columns i - l

Complete only for assets showing gain in column (h) and owned by the foundation on 12/31/69			(l) Gains (Col (h) gain minus col (k), but not less than -0-) or Losses (from col (h))
(i) F M V as of 12/31/69	(j) Adjusted basis as of 12/31/69	(k) Excess of col (i) over col (j), if any	
			-33
			-25
			-66
			-72
			-65
			-93
			-61
			-101
			-58
			-89

Form 990PF Part IV - Capital Gains and Losses for Tax on Investment Income - Columns a - d

List and describe the kind(s) of property sold (e g , real estate, (a) 2-story brick warehouse, or common stock, 200 shs MLC Co)	(b) How acquired P—Purchase D—Donation	(c) Date acquired (mo , day, yr)	(d) Date sold (mo , day, yr)
1025 1 FHLMC POOL #E02735 3 500% 10/01/25		2012-08-21	2015-09-15
1319 18 FHLMC POOL #E02735 3 500% 10/01/25		2012-08-21	2015-10-15
838 95 FHLMC POOL #E02735 3 500% 10/01/25		2012-08-21	2015-11-15
750 55 FHLMC POOL #E02735 3 500% 10/01/25		2012-08-21	2015-12-15
70000 FED HOME LN BK 0 625% 12/28/16		2014-01-14	2015-12-03
50000 FED HOME LN MTG CORP 2 000% 8/25/16		2013-09-27	2015-07-08
50000 FED HOME LN MTG CORP 2 000% 8/25/16		2011-11-16	2015-12-03
95000 FED HOME LN MTG CORP 0 875% 3/07/18		2013-12-12	2015-07-08
894 78 FNMA POOL #AH6242 4 000% 4/01/26		2011-05-17	2015-01-25
250 34 FNMA POOL #AH6242 4 000% 4/01/26		2011-05-17	2015-02-25

Form 990PF Part IV - Capital Gains and Losses for Tax on Investment Income - Columns e - h

(e) Gross sales price	(f) Depreciation allowed (or allowable)	(g) Cost or other basis plus expense of sale	(h) Gain or (loss) (e) plus (f) minus (g)
1,025		1,080	-55
1,319		1,390	-71
839		884	-45
751		791	-40
69,880		69,700	180
50,896		51,810	-914
50,468		51,694	-1,226
94,938		93,702	1,236
895		933	-38
250		261	-11

Form 990PF Part IV - Capital Gains and Losses for Tax on Investment Income - Columns i - l

Complete only for assets showing gain in column (h) and owned by the foundation on 12/31/69			(l) Gains (Col (h) gain minus col (k), but not less than -0-) or Losses (from col (h))
(i) F M V as of 12/31/69	(j) Adjusted basis as of 12/31/69	(k) Excess of col (i) over col (j), if any	
			-55
			-71
			-45
			-40
			180
			-914
			-1,226
			1,236
			-38
			-11

Form 990PF Part IV - Capital Gains and Losses for Tax on Investment Income - Columns a - d

List and describe the kind(s) of property sold (e g , real estate, (a) 2-story brick warehouse, or common stock, 200 shs MLC Co)	(b) How acquired P—Purchase D—Donation	(c) Date acquired (mo , day, yr)	(d) Date sold (mo , day, yr)
288 35 FNMA POOL #AH6242 4 000% 4/01/26		2011-05-17	2015-03-25
789 07 FNMA POOL #AH6242 4 000% 4/01/26		2011-05-17	2015-04-25
451 35 FNMA POOL #AH6242 4 000% 4/01/26		2011-05-17	2015-05-25
146 82 FNMA POOL #AH6242 4 000% 4/01/26		2011-05-17	2015-06-25
155 25 FNMA POOL #AH6242 4 000% 4/01/26		2011-05-17	2015-07-25
670 92 FNMA POOL #AH6242 4 000% 4/01/26		2011-05-17	2015-08-25
143 41 FNMA POOL #AH6242 4 000% 4/01/26		2011-05-17	2015-09-25
696 32 FNMA POOL #AH6242 4 000% 4/01/26		2011-05-17	2015-10-25
614 FNMA POOL #AH6242 4 000% 4/01/26		2011-05-17	2015-11-25
580 32 FNMA POOL #AH6242 4 000% 4/01/26		2011-05-17	2015-12-25

Form 990PF Part IV - Capital Gains and Losses for Tax on Investment Income - Columns e - h

(e) Gross sales price	(f) Depreciation allowed (or allowable)	(g) Cost or other basis plus expense of sale	(h) Gain or (loss) (e) plus (f) minus (g)
288		301	-13
789		823	-34
451		471	-20
147		153	-6
155		162	-7
671		700	-29
143		150	-7
696		726	-30
614		640	-26
580		605	-25

Form 990PF Part IV - Capital Gains and Losses for Tax on Investment Income - Columns i - l

Complete only for assets showing gain in column (h) and owned by the foundation on 12/31/69			(l) Gains (Col (h) gain minus col (k), but not less than -0-) or Losses (from col (h))
(i) F M V as of 12/31/69	(j) Adjusted basis as of 12/31/69	(k) Excess of col (i) over col (j), if any	
			-13
			-34
			-20
			-6
			-7
			-29
			-7
			-30
			-26
			-25

Form 990PF Part IV - Capital Gains and Losses for Tax on Investment Income - Columns a - d

List and describe the kind(s) of property sold (e g , real estate, (a) 2-story brick warehouse, or common stock, 200 shs MLC Co)	(b) How acquired P—Purchase D—Donation	(c) Date acquired (mo , day, yr)	(d) Date sold (mo , day, yr)
69 FORUM ENERGY TECHNOLOGIES INC		2013-08-06	2015-03-27
43000 FREEPORT-MCMORAN C 3 550% 3/01/22		2012-05-08	2015-09-03
1297 46 GNMA II POOL #MA0756 2 500% 2/20/28		2013-03-06	2015-01-20
1302 7 GNMA II POOL #MA0756 2 500% 2/20/28		2013-03-06	2015-02-20
1213 59 GNMA II POOL #MA0756 2 500% 2/20/28		2013-03-06	2015-03-20
1353 01 GNMA II POOL #MA0756 2 500% 2/20/28		2013-03-06	2015-04-20
1189 08 GNMA II POOL #MA0756 2 500% 2/20/28		2013-03-06	2015-05-20
1562 42 GNMA II POOL #MA0756 2 500% 2/20/28		2013-03-06	2015-06-20
1531 55 GNMA II POOL #MA0756 2 500% 2/20/28		2013-03-06	2015-07-20
1356 72 GNMA II POOL #MA0756 2 500% 2/20/28		2013-03-06	2015-08-20

Form 990PF Part IV - Capital Gains and Losses for Tax on Investment Income - Columns e - h

(e) Gross sales price	(f) Depreciation allowed (or allowable)	(g) Cost or other basis plus expense of sale	(h) Gain or (loss) (e) plus (f) minus (g)
1,368		1,890	-522
33,750		42,909	-9,159
1,297		1,353	-56
1,303		1,358	-55
1,214		1,265	-51
1,353		1,411	-58
1,189		1,240	-51
1,562		1,629	-67
1,532		1,597	-65
1,357		1,415	-58

Form 990PF Part IV - Capital Gains and Losses for Tax on Investment Income - Columns i - l

Complete only for assets showing gain in column (h) and owned by the foundation on 12/31/69			(l) Gains (Col (h) gain minus col (k), but not less than -0-) or Losses (from col (h))
(i) F M V as of 12/31/69	(j) Adjusted basis as of 12/31/69	(k) Excess of col (i) over col (j), if any	
			-522
			-9,159
			-56
			-55
			-51
			-58
			-51
			-67
			-65
			-58

Form 990PF Part IV - Capital Gains and Losses for Tax on Investment Income - Columns a - d

List and describe the kind(s) of property sold (e g , real estate, (a) 2-story brick warehouse, or common stock, 200 shs MLC Co)	How acquired P—Purchase (b) D—Donation	Date acquired (c) (mo , day, yr)	(d) Date sold (mo , day, yr)
1709 03 GNMA II POOL #MA0756 2 500% 2/20/28		2013-03-06	2015-09-20
993 83 GNMA II POOL #MA0756 2 500% 2/20/28		2013-03-06	2015-10-20
1558 46 GNMA II POOL #MA0756 2 500% 2/20/28		2013-03-06	2015-11-20
1154 62 GNMA II POOL #MA0756 2 500% 2/20/28		2013-03-06	2015-12-20
125 GILEAD SCIENCES INC		2013-04-18	2015-06-11
46 GLOBUS MEDICAL INC - A		2014-09-05	2015-01-22
12 GLOBUS MEDICAL INC - A		2013-10-30	2015-01-22
57 GLOBUS MEDICAL INC - A		2013-10-30	2015-06-15
7 GLOBUS MEDICAL INC - A		2015-03-23	2015-06-15
30 GLOBUS MEDICAL INC - A		2013-08-08	2015-12-16

Form 990PF Part IV - Capital Gains and Losses for Tax on Investment Income - Columns e - h

(e) Gross sales price	Depreciation allowed (f) (or allowable)	Cost or other basis (g) plus expense of sale	Gain or (loss) (h) (e) plus (f) minus (g)
1,709		1,782	-73
994		1,036	-42
1,558		1,625	-67
1,155		1,204	-49
14,947		6,349	8,598
1,112		951	161
290		213	77
1,453		995	458
178		173	5
807		512	295

Form 990PF Part IV - Capital Gains and Losses for Tax on Investment Income - Columns i - l

Complete only for assets showing gain in column (h) and owned by the foundation on 12/31/69			(l) Gains (Col (h) gain minus col (k), but not less than -0-) or Losses (from col (h))
(i) F M V as of 12/31/69	Adjusted basis (j) as of 12/31/69	Excess of col (i) (k) over col (j), if any	
			-73
			-42
			-67
			-49
			8,598
			161
			77
			458
			5
			295

Form 990PF Part IV - Capital Gains and Losses for Tax on Investment Income - Columns a - d

List and describe the kind(s) of property sold (e g , real estate, (a) 2-story brick warehouse, or common stock, 200 shs MLC Co)	(b) How acquired P—Purchase D—Donation	(c) Date acquired (mo , day, yr)	(d) Date sold (mo , day, yr)
47 GLOBUS MEDICAL INC - A		2015-11-24	2015-12-16
35000 GOLDMAN SACHS GROUP 5 125% 1/15/15		2008-10-28	2015-01-15
25 GOOGLE INC		2013-04-18	2015-02-17
25 GOOGLE INC		2013-04-18	2015-06-11
549 GOOGLE INC-CL C		2013-04-18	2015-05-06
30 HFF INC		2015-04-23	2015-05-18
3775 HSBC - ADR		2014-02-13	2015-08-11
325 HARRIS CORP DEL		2012-10-18	2015-02-20
3 HEALTHCARE SVCS GROUP INC		2014-02-05	2015-02-18
61 HEALTHCARE SVCS GROUP INC		2014-02-28	2015-02-18

Form 990PF Part IV - Capital Gains and Losses for Tax on Investment Income - Columns e - h

(e) Gross sales price	(f) Depreciation allowed (or allowable)	(g) Cost or other basis plus expense of sale	(h) Gain or (loss) (e) plus (f) minus (g)
1,264		1,240	24
35,000		35,000	
13,671		9,573	4,098
13,772		9,573	4,199
306		209	97
1,200		1,216	-16
170,221		203,498	-33,277
25,390		15,262	10,128
99		75	24
2,016		1,654	362

Form 990PF Part IV - Capital Gains and Losses for Tax on Investment Income - Columns i - l

Complete only for assets showing gain in column (h) and owned by the foundation on 12/31/69			(l) Gains (Col (h) gain minus col (k), but not less than -0-) or Losses (from col (h))
(i) F M V as of 12/31/69	(j) Adjusted basis as of 12/31/69	(k) Excess of col (i) over col (j), if any	
			24
			4,098
			4,199
			97
			-16
			-33,277
			10,128
			24
			362

Form 990PF Part IV - Capital Gains and Losses for Tax on Investment Income - Columns a - d

List and describe the kind(s) of property sold (e g , real estate, (a) 2-story brick warehouse, or common stock, 200 shs MLC Co)	(b) How acquired P—Purchase D—Donation	(c) Date acquired (mo , day, yr)	(d) Date sold (mo , day, yr)
33 HELIX ENERGY SOLUTIONS INC		2013-07-31	2015-03-27
200 HELIX ENERGY SOLUTIONS INC		2014-01-02	2015-12-02
6 9755 HERMES INTL SHARES DEEMED RECEIVED		2015-02-27	2015-02-27
1000 HOME DEPOT INC		2008-10-10	2015-02-17
635 HOME DEPOT INC		2008-10-10	2015-06-11
66 HUB GROUP INC		2012-12-03	2015-07-29
13 ICU MED INC COM		2013-09-12	2015-04-01
9 ICU MED INC COM		2013-05-09	2015-08-12
27 IPC HEALTHCARE INC		2015-03-23	2015-04-23
11 IPC HEALTHCARE INC		2014-07-03	2015-07-20

Form 990PF Part IV - Capital Gains and Losses for Tax on Investment Income - Columns e - h

(e) Gross sales price	(f) Depreciation allowed (or allowable)	(g) Cost or other basis plus expense of sale	(h) Gain or (loss) (e) plus (f) minus (g)
476		788	-312
1,315		4,251	-2,936
2,447		2,545	-98
111,808		19,128	92,680
70,793		12,146	58,647
2,806		2,122	684
1,196		871	325
1,065		596	469
1,412		1,261	151
612		512	100

Form 990PF Part IV - Capital Gains and Losses for Tax on Investment Income - Columns i - l

Complete only for assets showing gain in column (h) and owned by the foundation on 12/31/69			(l) Gains (Col (h) gain minus col (k), but not less than -0-) or Losses (from col (h))
(i) F M V as of 12/31/69	(j) Adjusted basis as of 12/31/69	(k) Excess of col (i) over col (j), if any	
			-312
			-2,936
			-98
			92,680
			58,647
			684
			325
			469
			151
			100

Form 990PF Part IV - Capital Gains and Losses for Tax on Investment Income - Columns a - d

List and describe the kind(s) of property sold (e g , real estate, (a) 2-story brick warehouse, or common stock, 200 shs MLC Co)	(b) How acquired P—Purchase D—Donation	(c) Date acquired (mo , day, yr)	(d) Date sold (mo , day, yr)
21 IPC HEALTHCARE INC		2014-07-03	2015-07-21
38 IPC HEALTHCARE INC		2014-10-30	2015-07-28
10 IPC HEALTHCARE INC		2014-07-03	2015-07-28
144 ICONIX BRAND GROUP INC		2012-12-03	2015-08-10
23 ICONIX BRAND GROUP INC		2014-12-26	2015-08-10
08 INDIVIOR PLC-SPON ADR		2012-10-18	2015-01-13
96 INDIVIOR PLC-SPON ADR		2012-10-18	2015-01-14
3 INTEGRA LIFESCIENCES HOLDING		2015-03-23	2015-04-30
16 INTEGRA LIFESCIENCES HOLDING		2012-12-03	2015-04-30
485 INTERNATIONAL BUSINESS MACHS CORP		2008-10-10	2015-08-11

Form 990PF Part IV - Capital Gains and Losses for Tax on Investment Income - Columns e - h

(e) Gross sales price	(f) Depreciation allowed (or allowable)	(g) Cost or other basis plus expense of sale	(h) Gain or (loss) (e) plus (f) minus (g)
1,144		978	166
1,976		1,480	496
520		466	54
2,012		2,937	-925
321		782	-461
1		1	
1,091		778	313
179		185	-6
954		631	323
75,430		41,212	34,218

Form 990PF Part IV - Capital Gains and Losses for Tax on Investment Income - Columns i - l

Complete only for assets showing gain in column (h) and owned by the foundation on 12/31/69			(l) Gains (Col (h) gain minus col (k), but not less than -0-) or Losses (from col (h))
(i) F M V as of 12/31/69	(j) Adjusted basis as of 12/31/69	(k) Excess of col (i) over col (j), if any	
			166
			496
			54
			-925
			-461
			313
			-6
			323
			34,218

Form 990PF Part IV - Capital Gains and Losses for Tax on Investment Income - Columns a - d

List and describe the kind(s) of property sold (e g , real estate, (a) 2-story brick warehouse, or common stock, 200 shs MLC Co)	How acquired P—Purchase (b) D—Donation	Date acquired (c) (mo , day, yr)	(d) Date sold (mo , day, yr)
10 J & J SNACK FOODS CORP		2015-03-23	2015-10-08
5 J & J SNACK FOODS CORP		2014-01-24	2015-10-08
958 JPMORGAN CHASE & CO		2008-10-10	2015-06-11
85000 JP MORGAN CHASE & CO 4 750% 3/01/15		2010-05-25	2015-03-01
60 JOHNSON & JOHNSON		2011-08-29	2015-02-17
240 JOHNSON & JOHNSON		2010-11-04	2015-06-11
4 J2 GLOBAL INC		2012-12-03	2015-02-13
23 J2 GLOBAL INC		2014-02-28	2015-02-13
169 KIMBERLY CLARK CORP COM		2012-10-18	2015-02-20
22 LANDSTAR SYS INC COM		2012-12-26	2015-10-27

Form 990PF Part IV - Capital Gains and Losses for Tax on Investment Income - Columns e - h

(e) Gross sales price	Depreciation allowed (f) (or allowable)	Cost or other basis (g) plus expense of sale	Gain or (loss) (h) (e) plus (f) minus (g)
1,195		1,033	162
598		425	173
65,643		36,423	29,220
85,000		89,417	-4,417
6,024		3,949	2,075
23,824		15,419	8,405
262		120	142
1,505		1,187	318
18,579		14,216	4,363
1,346		1,141	205

Form 990PF Part IV - Capital Gains and Losses for Tax on Investment Income - Columns i - l

Complete only for assets showing gain in column (h) and owned by the foundation on 12/31/69			Gains (Col (h) gain minus col (k), but not less than -0-) or (l) Losses (from col (h))
(i) F M V as of 12/31/69	Adjusted basis (j) as of 12/31/69	Excess of col (i) (k) over col (j), if any	
			162
			173
			29,220
			-4,417
			2,075
			8,405
			142
			318
			4,363
			205

Form 990PF Part IV - Capital Gains and Losses for Tax on Investment Income - Columns a - d

List and describe the kind(s) of property sold (e g , real estate, (a) 2-story brick warehouse, or common stock, 200 shs MLC Co)	(b) How acquired P—Purchase D—Donation	(c) Date acquired (mo , day, yr)	(d) Date sold (mo , day, yr)
21 LANDSTAR SYS INC COM		2015-04-23	2015-10-27
2710 LAS VEGAS SANDS CORP		2014-09-15	2015-10-27
427 LIFELOCK INC		2014-05-19	2015-07-21
19 LIFELOCK INC		2015-03-23	2015-07-21
91 ELI LILLY & CO COM		2012-10-18	2015-09-01
55 LUMBER LIQUIDATORS HOLDINGS		2014-07-09	2015-02-26
95 MDC PARTNERS INC-A		2015-01-05	2015-07-29
40000 MANULIFE FINANCIAL 3 400% 9/17/15		2011-10-17	2015-09-17
2 MASIMO CORP		2014-03-24	2015-12-01
45 MASIMO CORP		2015-02-19	2015-12-01

Form 990PF Part IV - Capital Gains and Losses for Tax on Investment Income - Columns e - h

(e) Gross sales price	(f) Depreciation allowed (or allowable)	(g) Cost or other basis plus expense of sale	(h) Gain or (loss) (e) plus (f) minus (g)
1,285		1,367	-82
128,486		169,007	-40,521
3,675		6,625	-2,950
164		266	-102
7,311		4,890	2,421
2,738		3,988	-1,250
1,625		2,027	-402
40,000		40,312	-312
83		55	28
1,864		1,296	568

Form 990PF Part IV - Capital Gains and Losses for Tax on Investment Income - Columns i - l

Complete only for assets showing gain in column (h) and owned by the foundation on 12/31/69			(l) Gains (Col (h) gain minus col (k), but not less than -0-) or Losses (from col (h))
(i) F M V as of 12/31/69	(j) Adjusted basis as of 12/31/69	(k) Excess of col (i) over col (j), if any	
			-82
			-40,521
			-2,950
			-102
			2,421
			-1,250
			-402
			-312
			28
			568

Form 990PF Part IV - Capital Gains and Losses for Tax on Investment Income - Columns a - d

List and describe the kind(s) of property sold (e g , real estate, (a) 2-story brick warehouse, or common stock, 200 shs MLC Co)	(b) How acquired P—Purchase D—Donation	Date acquired (c) (mo , day, yr)	(d) Date sold (mo , day, yr)
35 MATTRESS FIRM HOLDING CORP		2015-07-24	2015-10-22
208 MCDONALDS CORP		2012-10-18	2015-02-20
500 MCKESSON CORP		2011-03-22	2015-04-23
1301 MERCK & CO INC NEW		2009-09-11	2015-06-11
548 MICHELIN (CGDE) ADR		2012-10-18	2015-06-19
918 MICROSOFT CORP		2014-08-08	2015-06-11
184 MISTRAS GROUP INC		2013-10-23	2015-04-10
1500 MONSTER BEVERAGE CORP		2013-12-06	2015-01-12
70 NATIONAL GRID PLC ADR		2014-12-19	2015-06-19
267 NATIONAL GRID PLC ADR		2012-11-14	2015-06-19

Form 990PF Part IV - Capital Gains and Losses for Tax on Investment Income - Columns e - h

(e) Gross sales price	(f) Depreciation allowed (or allowable)	(g) Cost or other basis plus expense of sale	(h) Gain or (loss) (e) plus (f) minus (g)
1,532		2,181	-649
19,541		19,329	212
114,961		39,475	75,486
76,771		27,432	49,339
12,076		8,965	3,111
42,604		39,706	2,898
3,459		3,828	-369
168,299		94,770	73,529
4,760		4,981	-221
18,157		14,639	3,518

Form 990PF Part IV - Capital Gains and Losses for Tax on Investment Income - Columns i - l

Complete only for assets showing gain in column (h) and owned by the foundation on 12/31/69			(l) Gains (Col (h) gain minus col (k), but not less than -0-) or Losses (from col (h))
(i) F M V as of 12/31/69	(j) Adjusted basis as of 12/31/69	(k) Excess of col (i) over col (j), if any	
			-649
			212
			75,486
			49,339
			3,111
			2,898
			-369
			73,529
			-221
			3,518

Form 990PF Part IV - Capital Gains and Losses for Tax on Investment Income - Columns a - d

List and describe the kind(s) of property sold (e g , real estate, (a) 2-story brick warehouse, or common stock, 200 shs MLC Co)	(b) How acquired P—Purchase D—Donation	(c) Date acquired (mo , day, yr)	(d) Date sold (mo , day, yr)
2000 NATIONAL OILWELL INC COM		2013-07-09	2015-02-17
965 NATIONAL OILWELL INC COM		2014-11-26	2015-06-11
51 NICE SYSTEMS LTD - ADR		2012-12-03	2015-02-05
39 NICE SYSTEMS LTD - ADR		2012-12-03	2015-05-06
4 NICE SYSTEMS LTD - ADR		2015-03-23	2015-05-06
108 OASIS PETROLEUM INC		2014-11-19	2015-12-22
150 OASIS PETROLEUM INC		2015-03-27	2015-12-22
23 OMNICELL INC		2015-01-08	2015-03-04
46 OMNICELL INC		2015-07-31	2015-12-28
275 ORACLE CORPORATION		2010-12-16	2015-02-17

Form 990PF Part IV - Capital Gains and Losses for Tax on Investment Income - Columns e - h

(e) Gross sales price	(f) Depreciation allowed (or allowable)	(g) Cost or other basis plus expense of sale	(h) Gain or (loss) (e) plus (f) minus (g)
109,099		131,376	-22,277
46,902		68,803	-21,901
2,691		1,737	954
2,322		1,328	994
238		240	-2
704		2,762	-2,058
978		2,073	-1,095
748		715	33
1,356		1,679	-323
12,031		8,440	3,591

Form 990PF Part IV - Capital Gains and Losses for Tax on Investment Income - Columns i - l

Complete only for assets showing gain in column (h) and owned by the foundation on 12/31/69			(l) Gains (Col (h) gain minus col (k), but not less than -0-) or Losses (from col (h))
(i) F M V as of 12/31/69	(j) Adjusted basis as of 12/31/69	(k) Excess of col (i) over col (j), if any	
			-22,277
			-21,901
			954
			994
			-2
			-2,058
			-1,095
			33
			-323
			3,591

Form 990PF Part IV - Capital Gains and Losses for Tax on Investment Income - Columns a - d

List and describe the kind(s) of property sold (e g , real estate, (a) 2-story brick warehouse, or common stock, 200 shs MLC Co)	(b) How acquired P—Purchase D—Donation	(c) Date acquired (mo , day, yr)	(d) Date sold (mo , day, yr)
810 ORACLE CORPORATION		2010-12-16	2015-06-11
590 PPL CORPORATION		2013-01-18	2015-04-16
23 PEBBLEBROOK HOTEL TRUST		2015-04-23	2015-05-18
253 PFIZER INC		2012-10-18	2015-09-01
12 PLANTRONICS INC COM		2015-03-23	2015-05-06
36 PLANTRONICS INC COM		2013-07-31	2015-05-06
15 POWER INTERGRATIONS INC COM		2014-10-02	2015-10-27
29 PRESTIGE BRANDS HLDGS INC		2014-11-07	2015-01-08
18 PRESTIGE BRANDS HLDGS INC		2014-11-10	2015-02-09
37 PRESTIGE BRANDS HLDGS INC		2014-03-11	2015-05-18

Form 990PF Part IV - Capital Gains and Losses for Tax on Investment Income - Columns e - h

(e) Gross sales price	(f) Depreciation allowed (or allowable)	(g) Cost or other basis plus expense of sale	(h) Gain or (loss) (e) plus (f) minus (g)
35,875		22,716	13,159
19,640		17,536	2,104
989		1,053	-64
7,985		6,588	1,397
646		580	66
1,938		1,269	669
690		792	-102
1,021		1,000	21
710		579	131
1,613		1,070	543

Form 990PF Part IV - Capital Gains and Losses for Tax on Investment Income - Columns i - l

Complete only for assets showing gain in column (h) and owned by the foundation on 12/31/69			(l) Gains (Col (h) gain minus col (k), but not less than -0-) or Losses (from col (h))
(i) F M V as of 12/31/69	(j) Adjusted basis as of 12/31/69	(k) Excess of col (i) over col (j), if any	
			13,159
			2,104
			-64
			1,397
			66
			669
			-102
			21
			131
			543

Form 990PF Part IV - Capital Gains and Losses for Tax on Investment Income - Columns a - d

List and describe the kind(s) of property sold (e g , real estate, (a) 2-story brick warehouse, or common stock, 200 shs MLC Co)	(b) How acquired P—Purchase D—Donation	(c) Date acquired (mo , day, yr)	(d) Date sold (mo , day, yr)
14 PRESTIGE BRANDS HLDGS INC		2015-03-23	2015-05-18
31 PRESTIGE BRANDS HLDGS INC		2014-03-11	2015-12-08
59 PRIMORIS SERVIES CORPORATION		2014-07-03	2015-10-28
44 PRIMORIS SERVIES CORPORATION		2014-04-10	2015-12-30
126 PROASSURANCE CORPORATION		2013-10-29	2015-04-15
600 PROCTER & GAMBLE CO		2011-03-22	2015-02-17
675 PROCTER & GAMBLE CO		2011-03-22	2015-06-11
187 PRUDENTIAL PLC - ADR		2010-03-02	2015-04-16
211 PRUDENTIAL PLC - ADR		2008-10-13	2015-06-19
15 QLIK TECHNOLOGIES INC		2015-03-23	2015-04-10

Form 990PF Part IV - Capital Gains and Losses for Tax on Investment Income - Columns e - h

(e) Gross sales price	(f) Depreciation allowed (or allowable)	(g) Cost or other basis plus expense of sale	(h) Gain or (loss) (e) plus (f) minus (g)
610		486	124
1,590		897	693
1,170		1,668	-498
987		1,239	-252
5,807		3,524	2,283
51,209		36,659	14,550
53,662		40,216	13,446
9,319		2,611	6,708
10,592		2,945	7,647
501		485	16

Form 990PF Part IV - Capital Gains and Losses for Tax on Investment Income - Columns i - l

Complete only for assets showing gain in column (h) and owned by the foundation on 12/31/69			(l) Gains (Col (h) gain minus col (k), but not less than -0-) or Losses (from col (h))
(i) F M V as of 12/31/69	(j) Adjusted basis as of 12/31/69	(k) Excess of col (i) over col (j), if any	
			124
			693
			-498
			-252
			2,283
			14,550
			13,446
			6,708
			7,647
			16

Form 990PF Part IV - Capital Gains and Losses for Tax on Investment Income - Columns a - d

List and describe the kind(s) of property sold (e g , real estate, (a) 2-story brick warehouse, or common stock, 200 shs MLC Co)	(b) How acquired P—Purchase D—Donation	(c) Date acquired (mo , day, yr)	(d) Date sold (mo , day, yr)
77 QLIK TECHNOLOGIES INC		2013-11-26	2015-04-10
32 QLIK TECHNOLOGIES INC		2013-11-26	2015-05-06
40 QLIK TECHNOLOGIES INC		2015-04-23	2015-05-06
39 QLIK TECHNOLOGIES INC		2013-11-26	2015-07-21
121 RAVEN INDS INC		2014-07-10	2015-02-18
23 RBC BEARINGS INC		2013-04-01	2015-03-27
717 RECKITT BENCKIS/S ADR		2012-10-18	2015-04-16
25000 RIO TINTO FIN USA LT 2 500% 5/20/16		2011-05-27	2015-07-11
48 RITCHIE BROS AUCTIONEERS INC COM		2012-12-03	2015-02-18
53 RITCHIE BROS AUCTIONEERS INC COM		2012-12-26	2015-08-12

Form 990PF Part IV - Capital Gains and Losses for Tax on Investment Income - Columns e - h

(e) Gross sales price	(f) Depreciation allowed (or allowable)	(g) Cost or other basis plus expense of sale	(h) Gain or (loss) (e) plus (f) minus (g)
2,571		2,016	555
1,104		774	330
1,379		1,345	34
1,474		831	643
2,600		3,904	-1,304
1,695		1,163	532
12,777		8,242	4,535
25,451		25,055	396
1,285		1,055	230
1,592		1,160	432

Form 990PF Part IV - Capital Gains and Losses for Tax on Investment Income - Columns i - l

Complete only for assets showing gain in column (h) and owned by the foundation on 12/31/69			(l) Gains (Col (h) gain minus col (k), but not less than -0-) or Losses (from col (h))
(i) F M V as of 12/31/69	(j) Adjusted basis as of 12/31/69	(k) Excess of col (i) over col (j), if any	
			555
			330
			34
			643
			-1,304
			532
			4,535
			396
			230
			432

Form 990PF Part IV - Capital Gains and Losses for Tax on Investment Income - Columns a - d

List and describe the kind(s) of property sold (e g , real estate, (a) 2-story brick warehouse, or common stock, 200 shs MLC Co)	(b) How acquired P—Purchase D—Donation	(c) Date acquired (mo , day, yr)	(d) Date sold (mo , day, yr)
2690 SCHLUMBERGER LTD		2014-11-26	2015-12-18
34 SEASPINE HOLDINGS CORP		2013-05-08	2015-07-06
3333 SEASPINE HOLDINGS CORP		2013-05-08	2015-07-22
204 SELECTIVE INS GROUP INC		2015-08-07	2015-09-30
19 SENSIENT TECHNOLOGIES CORP		2012-12-03	2015-02-05
11 SENSIENT TECHNOLOGIES CORP		2012-12-03	2015-04-06
2 SENSIENT TECHNOLOGIES CORP		2015-03-23	2015-04-06
57 SENSIENT TECHNOLOGIES CORP		2012-12-03	2015-12-04
19 SENSIENT TECHNOLOGIES CORP		2015-04-23	2015-12-04
222 SINGAPORE TELECOMMUNICATIONS LTD ADR		2013-05-23	2015-09-01

Form 990PF Part IV - Capital Gains and Losses for Tax on Investment Income - Columns e - h

(e) Gross sales price	(f) Depreciation allowed (or allowable)	(g) Cost or other basis plus expense of sale	(h) Gain or (loss) (e) plus (f) minus (g)
182,513		209,937	-27,424
618		393	225
6		4	2
6,310		4,915	1,395
1,183		683	500
759		395	364
138		131	7
3,731		2,049	1,682
1,244		1,314	-70
5,864		6,671	-807

Form 990PF Part IV - Capital Gains and Losses for Tax on Investment Income - Columns i - l

Complete only for assets showing gain in column (h) and owned by the foundation on 12/31/69			(l) Gains (Col (h) gain minus col (k), but not less than -0-) or Losses (from col (h))
(i) F M V as of 12/31/69	(j) Adjusted basis as of 12/31/69	(k) Excess of col (i) over col (j), if any	
			-27,424
			225
			2
			1,395
			500
			364
			7
			1,682
			-70
			-807

Form 990PF Part IV - Capital Gains and Losses for Tax on Investment Income - Columns a - d

List and describe the kind(s) of property sold (e g , real estate, (a) 2-story brick warehouse, or common stock, 200 shs MLC Co)	(b) How acquired P—Purchase D—Donation	(c) Date acquired (mo , day, yr)	(d) Date sold (mo , day, yr)
62 SOLARWINDS INC		2015-07-30	2015-12-16
2 SOUTH32 - ADR		2015-05-29	2015-06-04
157 SOUTH32 - ADR		2015-05-29	2015-06-08
146 STONE ENERGY CORP COM		2014-10-01	2015-04-01
2974 SUMITOMO TRUST AND BANKING ADR		2012-10-18	2015-06-19
102 TANGOE INC		2015-03-23	2015-08-11
392 TANGOE INC		2014-05-09	2015-08-11
77 TUMI HOLDINGS INC		2013-08-15	2015-01-02
4000 US BANCORP		2012-07-19	2015-05-28
85000 U S TREASURY NOTES 4 500% 2/15/16		2008-10-28	2015-12-03

Form 990PF Part IV - Capital Gains and Losses for Tax on Investment Income - Columns e - h

(e) Gross sales price	(f) Depreciation allowed (or allowable)	(g) Cost or other basis plus expense of sale	(h) Gain or (loss) (e) plus (f) minus (g)
3,574		2,759	815
2		2	
1,254		1,413	-159
2,227		4,563	-2,336
25,157		18,529	6,628
805		1,369	-564
3,094		6,921	-3,827
1,830		1,669	161
174,633		130,910	43,723
85,714		90,974	-5,260

Form 990PF Part IV - Capital Gains and Losses for Tax on Investment Income - Columns i - l

Complete only for assets showing gain in column (h) and owned by the foundation on 12/31/69			(l) Gains (Col (h) gain minus col (k), but not less than -0-) or Losses (from col (h))
(i) F M V as of 12/31/69	(j) Adjusted basis as of 12/31/69	(k) Excess of col (i) over col (j), if any	
			815
			-159
			-2,336
			6,628
			-564
			-3,827
			161
			43,723
			-5,260

Form 990PF Part IV - Capital Gains and Losses for Tax on Investment Income - Columns a - d

List and describe the kind(s) of property sold (e g , real estate, (a) 2-story brick warehouse, or common stock, 200 shs MLC Co)	(b) How acquired P—Purchase D—Donation	(c) Date acquired (mo , day, yr)	(d) Date sold (mo , day, yr)
78000 US TREASURY NOTE 3 125% 5/15/19		2014-02-14	2015-07-08
525 UNITEDHEALTH GROUP INC		2011-08-03	2015-03-05
449 VERIZON COMMUNICATIONS		2012-10-18	2015-09-01
50000 VERIZON COMMUNICATIO 2 000% 11/01/16		2011-11-09	2015-12-03
51 VITAMIN SHOPPE INC		2012-12-03	2015-01-02
68 VITAMIN SHOPPE INC		2014-01-29	2015-07-23
39 WAGeworks INC		2014-07-15	2015-11-03
34000 WALGREEN CO 5 250% 1/15/19		2009-02-05	2015-08-10
8 WEST PHARMACEUTICAL SVCS INC		2015-03-23	2015-07-22
26 WESTERN ALLIANCE BANCORPORATION		2014-10-16	2015-12-14

Form 990PF Part IV - Capital Gains and Losses for Tax on Investment Income - Columns e - h

(e) Gross sales price	(f) Depreciation allowed (or allowable)	(g) Cost or other basis plus expense of sale	(h) Gain or (loss) (e) plus (f) minus (g)
83,612		79,822	3,790
59,992		24,767	35,225
20,232		20,555	-323
50,360		49,974	386
2,438		3,034	-596
2,440		3,528	-1,088
1,933		1,645	288
37,990		34,585	3,405
490		462	28
928		590	338

Form 990PF Part IV - Capital Gains and Losses for Tax on Investment Income - Columns i - l

Complete only for assets showing gain in column (h) and owned by the foundation on 12/31/69			(l) Gains (Col (h) gain minus col (k), but not less than -0-) or Losses (from col (h))
(i) F M V as of 12/31/69	(j) Adjusted basis as of 12/31/69	(k) Excess of col (i) over col (j), if any	
			3,790
			35,225
			-323
			386
			-596
			-1,088
			288
			3,405
			28
			338

Form 990PF Part IV - Capital Gains and Losses for Tax on Investment Income - Columns a - d

List and describe the kind(s) of property sold (e g , real estate, (a) 2-story brick warehouse, or common stock, 200 shs MLC Co)	(b) How acquired P—Purchase D—Donation	Date acquired (c) (mo , day, yr)	(d) Date sold (mo , day, yr)
1052 ZURICH INSURANCE GROUP-ADR		2012-10-18	2015-09-01
477 EATON CORP PLC		2012-12-03	2015-09-01
2150 EATON CORP PLC		2014-09-15	2015-10-27
61 ICON PLC		2012-12-03	2015-01-08
CAPITAL GAIN DIVIDENDS	P		

Form 990PF Part IV - Capital Gains and Losses for Tax on Investment Income - Columns e - h

(e) Gross sales price	(f) Depreciation allowed (or allowable)	(g) Cost or other basis plus expense of sale	(h) Gain or (loss) (e) plus (f) minus (g)
28,447		23,418	5,029
26,365		22,998	3,367
113,262		148,055	-34,793
3,320		1,697	1,623
			33,431

Form 990PF Part IV - Capital Gains and Losses for Tax on Investment Income - Columns i - l

Complete only for assets showing gain in column (h) and owned by the foundation on 12/31/69			(l) Gains (Col (h) gain minus col (k), but not less than -0-) or Losses (from col (h))
(i) F M V as of 12/31/69	(j) Adjusted basis as of 12/31/69	(k) Excess of col (i) over col (j), if any	
			5,029
			3,367
			-34,793
			1,623

Form 990PF Part XV Line 3 - Grants and Contributions Paid During the Year or Approved for Future Payment

Recipient	If recipient is an individual, show any relationship to any foundation manager or substantial contributor	Foundation status of recipient	Purpose of grant or contribution	Amount
Name and address (home or business)				
a Paid during the year				
ROANOKE VALLEY HORSE RESCUE 1725 EDWARDSVILLE ROAD HARDY,VA 24101	NONE	PC	GENERAL SUPPORT	80,000
ASPCA 424 E 92ND ST NEW YORK,NY 10128	NONE	PC	CRUELTY INTERVENTION	25,000
UNIV OF VA MEDICAL SCHOOL FDN ATTN BARRY J COLLINS 378 BAYBERRY WAY CHARLOTTESVILLE,VA 22908	NONE	PC	ALLERGY FELLOWSHIP	39,064
BEDFORD HUMANE SOCIETY 1840 EAST LANCASTER AVE FORT WORTH,TX 76106	NONE	PC	PROGRAMMING PROGRAM	64,804
FREEDOMS LAST CHANCE INC 90 EDGEWOOD FARM LANE WIRTZ,VA 24187	NONE	PC	SPAY/NEUTER VOUCHER PROGRAM	17,500
BARN CAT BUDDIES PO BOX 777 HARDY,VA 24101	NONE	PC	FREE FELINE FIX AND SUPPORT	30,000
HUMANE SOCIETY OF THE UNITED STATES 2100 L ST NW 500 WASHINGTON,DC 20037	NONE	PC	PROGRAMMING SUPPORT	70,000
LYNCHBURG HUMANE SOCIETY 3305 NAVAL RESERVE RD LYNCHBURG,VA 24501	NONE	PC	NEW CLINIC AND SHELTER/	45,000
ROANOKE VALLEY SPCA 1340 BALDWIN AVE NE ROANOKE,VA 24012	NONE	PC	GENERAL OPERATING SUPPORT	165,000
MILL MOUNTAIN ZOO INC 2404 PROSPECT ROAD SE ROANOKE,VA 24014	NONE	PC	GENERAL SUPPORT/CAPITAL	140,000
LEAGUE OF ANIMAL PROTECTION PO BOX 561 FINCASTLE,VA 24090	NONE	PC	PROGRAMMING SUPPORT	70,000
FRANKLIN COUNTY HUMANE SOCIETY 1222 WEST MAIN ST UNION,MO 63084	NONE	PC	ADOPTION CENTER OPERATING	70,000
CLOVER CAT RESCUE PO BOX 829 STUART,VA 24171	NONE	PC	SPAY NEUTER PROGRAM	17,500
Total				833,868

TY 2015 Accounting Fees Schedule

Name: ALEXANDER MCCAUSLAND CHARITABLE

EIN: 37-6437195

Category	Amount	Net Investment Income	Adjusted Net Income	Disbursements for Charitable Purposes
TAX PREPARATION FEE (NON-ALLOC	1,000			1,000

TY 2015 Investments Corporate Bonds Schedule

Name: ALEXANDER MCCAUSLAND CHARITABLE

EIN: 37-6437195

Name of Bond	End of Year Book Value	End of Year Fair Market Value
0258MODA4 AMERICAN EXPRESS CO		
031162BM1 AMGEN INC	29,453	31,256
037389AY9 AON CORP	24,990	25,194
00206RAM4 AT&T INC	58,286	60,744
06051GDX4 BANK OF AMERICA NA	37,472	37,636
084664AT8 BERKSHIRE HATHAWAY		
172967CK5 CITIGROUP INC		
20825CAT1 CONOCOPHILLIPS		
51723801 COSTCO WHOLESALE		
126650BT6 CVS CAREMARK CORP		
25179MAJ2 DEVON ENERGY CORPORA		
25459HAY1 DIRECTV HLDG/FIN INC		
260543CC5 DOW CHEMICAL CO/THE	15,769	16,748
26138EAM1 DR PEPPER SNAPPLE GR	25,334	25,009
36962G3T9 GENERAL ELEC CAP COR		
36962G2G8 GENERAL ELEC CAP COR	56,238	62,726
38141GEA8 GOLDMAN SACHS GROUP		
40414LAC3 HCP INC	25,614	25,035
428236AL7 HEWLETT PACKARD CO		
437076A79 HOME DEPOT INC		

Name of Bond	End of Year Book Value	End of Year Fair Market Value
459200BA8 IBM CORP		
46625HCE8 JP MORGAN CHASE & CO		
56501RAA4 MANULIFE FINANCIAL		
637432DC6 NATIONAL RURAL UTILI		
68389XAD7 ORACLE CORP		
713448BG2 PEPSICO INC		
717081DA8 PFIZER INC		
767201AM8 RIO TINTO FIN USA LT		
78355HJR1 RYDER SYSTEM INC		
85771PAB8 STATOIL ASA	49,696	51,285
87927VAQ1 TELECOM IT CAP		
88732JBA5 TIME WARNER CABLE IN		
89233P5E2 TOYOTA MOTOR CREDIT	39,776	40,323
911312AH9 UNITED PARCEL SERVIC	37,244	43,293
923343VBD5 VERIZON COMM		
931422AE9 WALGREEN CO	11,189	11,755
94106LAX7 WASTE MANAGEMENT INC	30,496	30,208
465562106 ITAU UNIBANCO		
6520856346 ADVISORS SER TR PIA		
978097103 WOLVERINE W W INC		

Name of Bond	End of Year Book Value	End of Year Fair Market Value
98310W108 WYNDHAM WORLDWIDE CO		
983134107 WYNN RESORTS		
001055AH5 AFLAC INC	40,650	40,527
0258M0DA4 AMERICAN EXPRESS CO		
055451AL2 BHP BILLITON FIN USA	51,787	46,965
06366QW86 BANK OF MONTREAL	71,991	70,834
071813BF5 BAXTER INTERNATIONAL		
111021AG6 BRITISH TELECOM PLC		
17275RAH5 CISCO SYSTEMS INC	58,243	54,403
219350AY1 CORNING INC	35,298	34,701
22160KAC9 COSTCO WHOLESALE COR	47,482	42,104
25470DAF6 DISCOVERY COMMUNICAT	69,417	65,994
260543CF8 DOW CHEMICAL CO/THE	43,765	41,936
26441CAE5 DUKE ENERGY CORP		
35671DAU9 FREEPORT-MCMORAN C	26,943	15,660
377372AD9 GLAXOSMITHKLINE CAPI		
38141GFM1 GOLDMAN SACHS GROUP	89,639	90,131
437076AT9 HOME DEPOT INC	25,003	26,988
46625HJD3 JPMORGAN CHASE & CO	108,096	107,861
50075NBB9 KRAFT FOODS INC	38,275	35,090

Name of Bond	End of Year Book Value	End of Year Fair Market Value
548661CV7 LOWE'S COMPANIES INC	80,677	80,160
61945CAA1 MOSAIC CO	73,574	70,188
92343VBD5 VERIZON COMMUNICATIO	40,979	41,255
961214BK8 WESTPAC BANKING CORP	48,704	49,017
00817YAL2 AETNA INC	73,770	74,717
064159CQ7 BANK OF NOVA SCOTIA	75,430	75,165
097023BE4 BOEING CO	72,368	74,138
205887BQ4 CONAGRA FOODS INC		
26441CAH8 DUKE ENERGY CORP	75,461	74,899
30219GAF5 EXPRESS SCRIPTS HOLD	74,538	71,903
369604BC6 GENERAL ELECTRIC CO	82,631	74,738
458140AL4 INTEL CORP	85,545	85,113
487836BE7 KELLOGG CO	53,080	51,253
009363AN2 AIRGAS INC	19,894	19,913
044820504 ASHMORE EMERG MKTS C	163,343	129,477
06739GAR0 BARCLAYS BANK PLC	67,795	65,954
20826FAD8 CONOCOPHILLIPS COMPA	101,714	91,452
261980494 DREYFUS EMG MKT DEBT	175,985	133,835
277911491 EATON VANCE FLOATING	145,907	133,714
29273RAH2 ENERGY TRANSFER PART	22,941	21,031

Name of Bond	End of Year Book Value	End of Year Fair Market Value
315920702 FID ADV EMER MKTS IN	152,240	137,720
4812C0803 JPMORGAN HIGH YIELD	167,525	140,203
51855Q655 LAUDUS MONDRIAN INT	150,700	124,807
693390882 PIMCO FOREIGN BD FD	160,050	148,511
94985D582 WELLS FARGO INTL BON	187,110	155,706
94987W752 WF SHRT TRM HI YLD-I	246,690	238,868
001055AJ1 AFLAC INC	26,342	26,418
03524BAE6 ANHEUSER-BUSCH INBEV	63,823	61,213
053332AJ1 AUTOZONE INC	47,025	44,847
111021AK7 BRITISH TELECOM PLC	50,274	50,134
126650CB4 CVS CAREMARK CORP	61,245	60,290
56501RAB2 MANULIFE FINANCIAL	43,950	43,536
74005PAY0 PRAXAIR INC	80,683	79,826
74432QBC8 PRUDENTIAL FINANCIAL	56,313	53,691
74834LAW0 QUEST DIAGNOSTICS IN	59,727	59,184
92343VBR4 VERIZON COMMUNICATIO	55,334	54,967

TY 2015 Investments Corporate Stock Schedule

Name: ALEXANDER MCCAUSLAND CHARITABLE
EIN: 37-6437195

Name of Stock	End of Year Book Value	End of Year Fair Market Value
59156R108 METLIFE INC		
075896100 BED BATH & BEYOND IN		
412822108 HARLEY DAVIDSON INC		
191216100 COCA COLA CO	26,227	27,752
22160K105 COSTCO WHOLESALE COR		
126650100 CVS HEALTH CORPORATI	76,837	245,989
718172109 PHILIP MORRIS INTERN	45,983	45,713
742718109 PROCTER & GAMBLE CO	68,300	91,957
25179M103 DEVON ENERGY CORP		
26875P101 EOG RESOURCES, INC		
674599105 OCCIDENTAL PETE		
025816109 AMERICAN EXPRESS CO		
03076C106 AMERIPRISE FINL INC	152,526	133,557
064058100 BANK NEW YORK MELON		
084670702 BERKSHIRE HATHAWAY I	147,962	264,080
540424108 LOEWS CORP		
615369105 MOODYS CORP		
743315103 PROGRESSIVE CORP		
893521104 TRANSATLANTIC HLDGS		
071813109 BAXTER INTL INC		
075887109 BECTON DICKINSON & C		
302182100 EXPRESS SCRIPTS INC		
478160104 JOHNSON & JOHNSON	88,397	133,844
58933Y105 MERCK & CO INC NEW	36,960	33,329
717081103 PFIZER INC	42,805	52,939
462846106 IRON MOUNTAIN		
539830109 LOCKHEED MARTIN CORP	16,410	39,521
00846U101 AGILENT TECHNOLOGIES		
38259P508 GOOGLE INC		
428236103 HEWLETT PACKARD		

Name of Stock	End of Year Book Value	End of Year Fair Market Value
594918104 MICROSOFT CORP	190,781	301,922
882508104 TEXAS INSTRUMENTS IN		
61166W101 MONSANTO CO NEW	195,008	185,710
81211K100 SEALED AIR CORP		
136385101 CANADIAN NAT		
25243Q205 DIAGEO PLC - ADR	72,205	129,684
40049J206 GRUPO TELEVISA		
H8817H100 TRANSOCEAN LTD		
H89128104 TYCO INTERNATIONAL		
216831107 COOPER TIRE & RUBR		
26153C103 DREAMWORKS ANIMATION		
401617105 GUESS INC		
418056107 HASBRO INC	17,262	18,928
46113M108 INTERVAL LEISURE GRO		
918204108 VF CORP		
92769L101 VIRGIN MEDIA		
968223206 WILEY JOHN & SONS IN		
978097103 WOLVERINE WORLD WIDE		
423452101 HELMERICH & PAYNE IN		
626717102 MURPHY OIL CORP		
655044105 NOBLE ENERGY INC		
966387102 WHITING PETE CORP		
125581801 CIT GROUP		
12572Q105 CME GROUP INC	121,242	203,850
200340107 COMERICA INC		
254709108 DISCOVER FINANCIAL		
45865V100 INTERCONTINENTALEXCH		
74267C106 PROASSURANCE CORPORA		
784117103 SEI INVESTMENT COMPA		
78442P106 SLM CORP		

Name of Stock	End of Year Book Value	End of Year Fair Market Value
090572207 BIO RAD LABS INC CL	5,745	7,349
116794108 BRUKER CORP		
441060100 HOSPIRA INC		
50540R409 LABORATORY CRP OF		
58502B106 MEDNAX INC		
790849103 ST JUDE MED		
00508X203 ACTUANT CORP-CL A		
382388106 GOODRICH CORP		
443510201 HUBBELL INC		
451734107 IHS INC		
688239201 OSHKOSH CORP		
776696106 ROPER INDS		
879360105 TELEDYNE TECHNOLOGIE		
911363109 UNITED RENTAL INC		
941053100 WASTE CONNECTIONS IN		
00846U101 AGILENT TECHNOLOGIES		
032095101 AMPHENOL CORP		
03662Q105 ANSYS INC		
25659T107 DOLBY LABORATORIES		
30241L109 FEI CO		
595017104 MICROCHIP TECHNOLOGY		
61022P100 MONOTYPE IMAGING HOL	4,954	4,208
729132100 PLEXUS CORP		
743312100 PROGRESS SOFTWARE CO		
74834T103 QUEST SOFTWARE		
871607107 SYNOPSYS INC		
012653101 ALBEMARL CORP		
228368106 CROWN HLDG		
772739207 ROCK-TENN		
834376501 SOLUTIA INC		

Name of Stock	End of Year Book Value	End of Year Fair Market Value
H01531104 ALLIED WORLD ASSURAN		
M22465104 CHECK POINT SOFTWARE		
G3075P101 ENSTAR GROUP		
45103T107 ICON PLC - ADR		
G47791101 INGERSOLL-RAND		
88157K101 TESCO CORP		
G98290102 XL GROUP PLC		
754907103 RAYONIER INC		
437076102 HOME DEPOT INC	956	6,613
655664100 NORDSTROM INC		
708160106 PENNY JC INC		
731572103 POLO RALPH LAUREN		
887317303 TIME WARNER INC		
423074103 HEINZ HJ		
786514208 SAFEWAY INC		
427866108 THE HERSHEY CO		
20825C104 CONOCOPHILLIPS		
42809H107 HESS CORP		
74733V100 QUESTAR MKT RESOURCE		
060505104 BANK OF AMERICA		
27579R104 EAST WEST BANCORP IN		
46625H100 JPMORGAN CHASE & CO	143,582	278,779
55261F104 M & T BANK CORPORATI		
665859104 NORTHERN TRUST CORP		
808513105 SCHWAB CHARLES CORP		
989701107 ZION BANCORP		
002824100 ABBOTT LABS		
071813109 BAXTER INTL		
532457108 ELI LILLY & CO COM	15,047	23,593
441060100 HOSPIRA INC		

Name of Stock	End of Year Book Value	End of Year Fair Market Value
097023105 BOEING CO	115,751	282,818
244199105 DEERE & CO		
666807102 NORTHROP GRUMMAN		
784635104 SPX CORP		
037833100 APPLE INC	64,878	483,880
268648102 E M C CORP MASS		
278642103 EBAY INC		
459200101 INTERNATIONAL BUSINE		
461202103 INTUIT COM		
608554200 MOLEX INC		
68389X105 ORACLE CORPORATION	96,266	174,504
882508104 TEXAS INSTRUMENTS		
260543103 DOW CHEMICAL CO		
65339F101 NEXTERA ENERGY INC	18,990	19,012
748356102 QUESTAR CORP		
05964H105 BANCO SANTANDER		
05964H105 BANCO SANTANDER		
25243Q205 DIAGEO PLC		
606822104 MITSUBISHI UF		
904784709 UNILEVER N.V. - ADR	34,452	39,508
92857W209 VODAFONE GROUP PLC N		
H27013103 WEATHERFORD		
023135106 AMAZON COM INC COM		
099724106 BORG WARNER		
189754104 COACH INC		
580135101 MCDONALDS CORP		
64110L106 NETFLIX.COM		
655664100 NORDSTROM		
741503403 PRICELINE COM INC		
855244109 STARBUCKS CORP		

Name of Stock	End of Year Book Value	End of Year Fair Market Value
87612E106 TARGET CORP	79,931	114,070
918204108 V F CORP		
191216100 COCA COLA		
194162103 COLGATE PALMOLIVE		
582839106 MEAD JOHNSON NUTRITI		
742718109 PROCTER & GAMBLE		
13342B105 CAMERON INTL		
247916208 DENBURY RESOURCES		
26875P101 EOG RESOURCES		
75281A109 RANGE RES		
845467109 SOUTHWESTERN ENERGY		
12572Q105 CME GROUP		
46625H100 JPMORGAN CHASE & CO		
018490102 ALLERGAN INC		
031162100 AMGEN INC		
151020104 CELGENE CORP		
302182100 EXPRESS SCRIPTS INC		
50540R409 LABORATORY CRP		
91324P102 UNITEDHEALTH GROUP I	73,757	238,221
097023105 BOEING CO		
149123101 CATERPILLAR INC		
231021106 CUMMINS INC.	77,087	79,209
235851102 DANAHER CORP		
291011104 EMERSON ELECTRIC CO		
740189105 PRECISION CASTPARTS		
774341101 ROCKWELL COLLINS		
913017109 UNITED TECHNOLOGIES		
88579Y101 3M CO		
00724F101 ADOBE SYS		
037833100 APPLE INC		

Name of Stock	End of Year Book Value	End of Year Fair Market Value
17275R102 CISCO SYSTEMS INC	119,749	141,369
177376100 CITRIX SYS		
219350105 CORNING INC		
268648102 E M C CORP		
315616102 F5 NETWORK		
48203R104 JUNIPER NETWORKS		
64110D104 NETAPP INC		
79466L302 SALES FORCE		
80004C101 SANDISK CORP		
882508104 TEXAS INSTRUMENTS		
01741R102 ALLEGHENY TECHNOLOGI		
35671D857 FREE-MCMORAN COOPER		
029912201 AMERICAN TOWER SYS		
594918104 MICROSOFT CORP		
68389X105 ORACLE CORPORATION		
92826C839 VISA INC		
136385101 CANADIAN NAT		
M22465104 CHECK POINT SOFTWARE		
G2554F105 COVIDIEN PLC		
22943F100 CTRIP.COM		
73755L107 POTASH CORP		
806857108 SCHLUMBERGER LTD	7,193	7,673
007989577 ADVISOR SER TR		
000375204 ABB LTD		
00687A107 ADIDAS-AG		
009606104 AIXTRON AG		
03524A108 ANHEUSER-BUSH		
042068106 ARM HOLDINGS		
049255706 ATLAS COPCO		
03485P201 ANGLO AMERN PLC		

Name of Stock	End of Year Book Value	End of Year Fair Market Value
054536107 AXA-ADR		
064149107 BANK N S HALIFAX	26,812	20,705
072743206 BAYERISCHE MOTOREN		
055434203 BG GROUP PLC		
088606108 BHP BILLITON LIMITED	30,537	14,091
05565A202 BNP PARIBAS		
111013108 BRITISH SKY BROADCASTS		
13321L108 CAMECO CORP		
138006309 CANON INC		
204319107 COMPAGNIE FINANCIERE		
204409601 COMPANHIA ENERGETICA		
225401108 CREDIT SUISSE GROUP		
12637N105 CLS LIMITED		
251542106 DEUTSCHE BOERSE AG A	10,755	16,310
29666V204 ESPRIT HOLDING		
307305102 FANUC		
40415F101 HDFC BANK LTD		
404280406 HSBC - ADR	43,873	31,537
455807107 INDUSTRIAL AND COMMERCE		
501897102 LI & FUNG LTD		
H50430232 LOGITECH INTERNATIONAL		
55607P105 MACQUARIE BANK LTD		
56501R106 MANULIFE FINANCIAL CORP	104,373	106,058
L6388F110 MILLICOM INTERNATIONAL		
641069406 NESTLE S.A. REGISTERED	175,632	178,608
647581107 NEW ORIENTAL EDUCATION		
66987V109 NOVARTIS AG - ADR	30,659	44,655
670100205 NOVO NORDISK		
71646E100 PETROCHINA COMPANY		
71654V408 PETROLEO BRASILEIRO		

Name of Stock	End of Year Book Value	End of Year Fair Market Value
74435K204 PRUDENTIAL PLC - ADR	13,906	30,970
767204100 RIO TINTO PLC - ADR	20,024	10,949
771195104 ROCHE HOLDINGS LTD -	167,339	192,584
79376W208 SAIPEM SPA		
833635105 SOC QUIMICA MINERA		
835707100 SONY FINANCIAL		
867224107 SUNCOR ENERGY INC NE	218,417	208,825
87944W105 TELENOR ASA - ADR	14,477	16,874
88032Q109 TENCENT HOLDIGNS		
881575302 TESCO PLC		
881624209 TEVA PHARMACEUTICAL		
89151E109 TOTAL S.A. - ADR	198,320	187,846
892331307 TOYOTA MOTOR CORPORA	34,053	34,574
91912E105 VALE SA		
925458101 VESTAS WIND SYS		
93114W107 WAL-MART DE MEXICO		
368287207 GAZPROM LEVEL		
018805101 ALLIANZ SE ADR		
043400100 ASAHI KASEI CORP		
046353108 ASTRAZENECA PLC ADR	11,993	17,111
054536107 AXA-ADR		
05523R107 BAE SYSTEMS PLC - AD		
05946K101 BANCO BILBAO VIZCAYA	27,287	20,070
05964H105 BANCO SANTANDER		
05964H105 BANCO SANTANDER		
06426M104 BANK OF CHINA		
055262505 BASF AKTIENGESELLSCH	22,101	26,605
055434203 BG GROUP PLC		
088606108 BHP BILLITON LIMITED		
05565A202 BNP PARIBAS		

Name of Stock	End of Year Book Value	End of Year Fair Market Value
153766100 CENTRAL JAPAN		
20441B407 COMP. PARANAENSE DE		
225401108 CREDIT SUISSE GROUP		
23304Y100 DBS GROUP HOLDINGS		
25030W100 DESARROLLADORA HOMEX		
256561304 DEUTSCHE LUFTHANSA		
26874R108 ENI SPA - ADR	21,958	15,049
344419106 FOMENTO ECONOMICO		
359590304 FUJITSU LIMITED		
37733W105 GLAXOSMITHKLINE PLC	27,505	24,250
410693105 HANNOVER REINS		
448415208 HUTCHISON WHAMPOA		
48667L106 KDDI CORPORATIONS		
500467402 KONINKLUIJKE AHOLD		
505861401 LAFARGE ADR		
584469407 MEDIASET S P A		
606769305 MITSUBISHI CORPORATI		
62474M108 MTN GROUP LTD		
632525408 NATIONAL AUSTRALIA		
64110W102 NETEASE.COM		
66987V109 NOVARTIS AG		
74435K204 PRUDENTIAL PLC		
758204200 REED ELSEVIER		
761655406 REXAM PLC		
771195104 ROCHE HOLDINGS LTD		
775781206 ROLLS ROYCE GROUP PL		
780259107 ROYAL DUTCH SHELL		
813113206 SECOM LTD UNSPONSORE		
83175M205 SMITH & NEWPHEW PLC		
83364L109 SOCIETE GENERALE-ADR		

Name of Stock	End of Year Book Value	End of Year Fair Market Value
85771P102 SATOIL ASA		
87425E103 TALISMAN ENERGY INC		
879382208 TELEFONICA SA		
87944W105 TELENOR ASA		
87260W101 TNT NV		
917302200 USINAS SIDERURGICA		
98418K105 XSTRATA PLC		
98982M107 ZURICH FINANCIAL SVC		
003881307 ACADIA RESEARCH		
51723800 AMAZON CON		
51723800 BED BATH AND BEYOND		
51723800 BORG WARNER INC COM		
6520856382 BORG WARNER INC CO		
1897554104 COACH INC		
20030N101 COMCAST CORP CLASS A	139,437	246,881
25470M109 DISH NETWORK CORP		
51723800 FORD MOTOR COMPANY		
349882100 FOSSIL INC COM		
437076102 HOME DEPOT INC		
530322106 LIBERTY MEDIA CORP		
580135101 MCDOLNALDS CORP		
741503403 PRICELINE COM INC		
751212101 RALPH LAUREN		
835989107 SOTHBYS		
87612E106 TARGET CORP		
891894107 TOWERS WATSON		
968223206 WILEY JOHN AND SONS		
978097103 WOLVERINE WORLD WIDE		
143130102 CARMAX INC		
98310W108 WINDHAM WORLDWIDE		

Name of Stock	End of Year Book Value	End of Year Fair Market Value
983134107 WYNN RESORTS		
171340102 CHURCH & DWIGHT INC		
191216100 COCA COLA CO		
22160K105 COSTCO WHOLESALE COR		
126650100 CVS CAREMARK CORP		
343498101 FLOWERS FOODS INC		
50075N104 KRAFT FOODS		
742718109 PROCTOR AND GAMBLE		
057224107 BAKER HUGHES INC COM		
166764100 CHEVRON CORP	47,551	37,333
20825C104 CONOCO PHILLIPS		
25179M103 DEVON		
26875P101 EOG RESOURCES INC		
428094107 HESS CORP		
63707110 NATIONAL OILWELL VARC		
674599105 OCCIDENTAL PETE CORP		
678026105 OIL STATES INTERNATI	2,913	2,017
777779307 ROSETTA RESOURCES		
886423102 TIDEWATER INC		
025816109 AMERICAN EXPRESS		
0606505104 BANK OF AMERICA		
084670702 BERKSHIRE HATHAWAY		
14040H105 CAPITAL ONE FINANCIA		
14754D100 CASH AMERICA INTERNA		
200340107 COMERICA INC		
229899109 CULLEN FROST BANKERS		
29977A105 EVERCORE PARTNERS IN	3,314	6,380
345550107 FOREST CITY ENTERPRI		
45865V100 INTERCONTINETAL EXCH		
46625H100 JP MORGAN CHASE		

Name of Stock	End of Year Book Value	End of Year Fair Market Value
540424108 LOEWS CORP		
55261F104 M & T CORP		
74267C106 PROASSURANCE		
743315103 PROGRESSIVE CORP OHI		
78442P106 SLM CORP		
91529Y106 UNUM GROUP		
002824100 ABBOTT LABS		
031162100 AMGEN INC		
090572207 BIO		
090572207 BIO RAD LABS INC		
110122108 BRISTOL MYERS SQUIBB		
14149Y108 CARDINAL HEALTH		
15670R107 CEPHEID		
23918K108 DAVITA INC		
478160104 JOHNSON & JOHNSON		
50540R409 LABORATORY CRP OF AM		
58155Q103 MCKESSON CORP	78,950	197,230
58405U102 MEDCO HEALTH SOLUTIO		
58502B106 MEDNAX INC		
58933Y105 MERCK & CO INC NEW		
780849103 ST JUDE MED INC		
91324P102 UNITEDHEALTH		
031100100 AMETEK INC COM		
073302101 BE AEROSPACE		
097023105 BOEING CO		
149123101 CATERPILLAR INC		
231021106 CUMMINS INC		
235851102 DANAHER CORP		
244199105 DEERE & CO		
291011104 EMERSON ELECTRIC CO		

Name of Stock	End of Year Book Value	End of Year Fair Market Value
365558105 GARDNER DENVER INC C		
369604103 GENERAL ELECTRIC CO		
445658107 HUNT J B TRANS SVCS		
539830109 LOCKHEED MARTIN CORP		
553530106 MSC INDL DIRECT INC		
666807102 NORTHROP GRUMMAN		
696429307 PALL CORP		
740189105 PRECISION CASTPARTS		
87817A107 TEAM HEALTH HOLDINGS		
913017109 UNITED TECHNOLGIES C		
92345Y106 VERISK ANALYTICS		
941053100 WASTE CONNECTIONS		
88579Y101 3M CO COM		
00846U101 AGILENT TECHNOLGIES		
032095101 AMPHENOL CORP		
03662Q105 ANSYS INC		
037833100 APPLE INC		
045327103 ASPEN TECHNOLOGY		
053807103 AVNET INC		
17275R102 CISCO SYSTEMS		
177376100 CITRIX SYS INC COM		
268648102 E M C CORP MASS		
38259P508 GOOGLE INC		
44919P508 IAC INTERACTIVE CORP		
458140100 INTEL CORP	22,308	27,526
459200101 INTERNATIONAL B M		
461202103 INTUIT COM		
512807108 LAM RESEARCH CORP CO		
594918104 MICROSOFT CORP		
61022P100 MONOTYPE IMAGING		

Name of Stock	End of Year Book Value	End of Year Fair Market Value
68389X105 ORACLE CORP		
727493108 PLANTRONICS INC COM	3,756	5,264
747525103 QUALCOMM INC		
88076W103 TERADATA CORP		
882508104 TEXAS INSTRUMENTS IN		
228368106 CROWN HOLDINGS		
278865100 ECOLAB INC		
388689101 GRAPHIC PACKAGING		
61166W101 MONSANTO CO NEW		
759509102 RELIANCE STL AND ALU		
772739207 ROCK TENN CO CL A		
834376501 SOLUTIA INC NEW		
029912201 AMERICAN TOWER SYSTE		
26884L109 EQT CORPORATION		
465685105 ITC HLDGS CORP		
65339F101 NEXTERA ENERGY INC		
744573106 PUBLIC SVC ENTERPRIS	15,875	17,411
748356102 QUESTAR CORP		
000375204 ABP LTD ADR		
G1151C101 ACCENTURE PLC		
H0023R105 ACE LIMITED		
006754204 ADECCO SA		
00687A107 ADIDAS AG		
009606104 AIXTRON SE AKT		
018805101 ALLIANZ SE		
H01531104 ALLIED WORLD ASSURAN		
02365W105 AMERICA MOVIL		
03485P201 ANGLO AMERN PLC		
03524A108 ANHEUSER BUSCH		
042068106 ARM HOLDINGS PLC		

Name of Stock	End of Year Book Value	End of Year Fair Market Value
043400100 ASAHI KASEI CORP		
Y0486S104 AVAGO TECH		
054536107 AXA ADR		
05946K101 BANCO BILBAO		
064149107 BANK N S HALIFAX		
055262505 BASE AKTIENGESELLS		
072730302 BAYER AG ADR		
072730302 BAYER AG ADR		
072743206 BAYERISCHE MOTOREN		
055434203 BG GROUP PLC ADR		
088606108 BHP BILLITON LIMITED		
088606108 BHP BILLITON		
05565A202 BNP PARIBAS ADR		
111013108 BRISTISH SKY BROAD		
13321L108 CAMECO CORP C0		
138006309 CANON INC ADR		
M22465104 CHECK POINT SOFTWARE		
16945R104 CHINA UNICOM LTD		
204319107 COMPAGNIE FINANCIERE		
204409601 COMPANHIA ENERGETIC		
225401108 CREDIT SUISSE GROUP		
233825108 DAIMLER AG SPN		
23636T100 DANONE		
25030W100 DESARROLLADORA		
251542106 DEUTSCHE BOERSE AG		
251561304 DEUTSCHE LUFTHANSA A		
25243Q205 DIAGEO PLC ADR		
307305102 FANUC CORPORATION		
344419106 FOMENTO ECONOMICO		
359590304 FUJITSU LIMITED		

Name of Stock	End of Year Book Value	End of Year Fair Market Value
36160B105 GDF SUEZ SPONSORED		
37733W105 GLAXOSMITHKLINE		
398438309 GRIFOLS SA		
410693105 HANNOVER REINS		
40415F101 HDFC BANK LTD		
434741203 HOLCIM LTD		
404280406 HSBC ADR		
404280406 HSBC ADR		
453142101 IMPERIAL TOBACCO GRO		
455807107 INDUSTRIAL AND COMME		
500458401 KOMATSU LIMITED		
500458401 KOMATSU LIMITED ADR		
500458401 KOMATSU LIMITED ADR		
50045B104 KONICA MINOLTA		
500467402 KONINKLIJKE AHOLD		
50127R103 KURARAY CO LTD		
501897102 LI & FUNG LTD		
56501R106 MANULIFE FINANCIAL		
552697104 MDC PARTNERS INC-A	5,660	6,060
606769305 MITSBUSHI CORP		
62474M108 MTN GROUP LTD		
632525408 NATIONAL AUSTRALIA B		
641069406 NESTLE S A REGIS		
647581107 NEW ORIENTAL ED & TE		
65334H102 NEXEN INC		
653656108 NICE SYSTEMS LTD. -	4,880	7,280
N63218106 NIELSEN HOLDINGS BV		
654624105 NIPPON TELEGRAPH		
66987V109 NOVARTIS AG ADR		
670100205 NOVO NORDISK		

Name of Stock	End of Year Book Value	End of Year Fair Market Value
71654V408 PETROLEO		
72341E304 PING AN INSURANCE		
73755L107 POTASH CORP		
74435K204 PRUDENTIAL PLC ADR		
74435K204 PRUDENTIAL PLC		
6520856337 REED ELSEVIER		
761655406 REXAM PLC		
767204100 RIO TINTO PLC ADR		
771195104 ROCHE HOLDINGS LTD A		
771195104 ROCHE HOLDINGS LTD A		
775781206 ROLLS ROYCE HOLDINGS		
775781206 ROLLS ROYCE HOLDINGS		
780259107 ROYAL DUTCH SHELL		
79376W208 SAIPEM SPA		
78404D109 SBM OFFSHORE		
806857108 SCHLUMBERGER		
G7945E105 SEADRILL LIMITED		
826197501 SIEMENS AG - SPONSOR	47,466	37,701
82929R304 SINGAPORE TELECOMMUN	16,770	15,167
83175M205 SMITH & NEPHEW PLC A		
833635105 SOC QUIMICA		
86562X106 SUMITOMO		
867224107 SUNCOR ENERGY		
869587402 SVENSKA CELLULOSA		
87944W105 TELNOR ASA ADR		
87944W105 TELNOR ASA		
88032Q109 TENCENT HOLDIGNS LIM		
88157K101 TESCO CORP		
881575302 TESCO PLC ADR		
881624209 TEVA PHARM		

Name of Stock	End of Year Book Value	End of Year Fair Market Value
881624209 TEVA PHARM		
88706M103 TIM HORTONS		
892331307 TOYOTA MOTOR CORP		
H89128104 TYCO INTENA		
92857W209 VODAFONE		
928662303 VOLKSWAGON		
93114W107 WALMART		
H27013103 WEATHERFORD		
980228308 WOODSIDE PRETROL		
98161Q101 WORLEYPARSONS LIMITE		
98418K105 XSTRATA PLC		
98418K105 XSRATA PLC		
98982M107 ZURICH		
14161H108 CARDTRONICS		
004764106 ACME PACKET INC		
008252108 AFFILIATED MANAGERS	98,683	127,808
009728106 AKORN INC		
016255101 ALIGN TECHNOLOGY INC		
03027X100 AMERICAN TOWER CORP		
037411105 APACHE CORP		
038336103 APTARGROUP INC COM		
04351G101 ASCENA RETAIL GROUP		
049560105 ATMOS ENERGY CORP		
05545E209 BHP BILLITON PLC ADR		
057665200 BALCHEM CORP CLASS B	4,158	6,627
063671101 BANK MONTREAL QUE CO		
09063H107 BIOMED RLTY TR INC		
110448107 BRITISH AMERICAN TOB	43,486	46,499
119848109 BUFFALO WILD WINGS I		
136069101 CANADIAN IMPERIAL BK		

Name of Stock	End of Year Book Value	End of Year Fair Market Value
144577103 CARRIZO OIL & GAS IN	3,659	3,047
147528103 CASEYS GEN STORES IN	1,822	4,457
178566105 CITY NATL CORP COM		
179895107 CLARCOR INC	3,838	4,123
202712600 COMMONWEALTH BK AUS-		
204166102 COMMVAULT SYSTEMS IN		
210313102 CONSTANT CONTACT INC		
217204106 COPART INC COM		
22002T108 CORPORATE OFFICE PRO	6,008	5,108
23251P102 CYBERONICS INC COM		
235825205 DANA HOLDING CORP		
25746U109 DOMINION RES INC VA	15,050	19,007
262037104 DRIL-QUIP INC COM		
26441C204 DUKE ENERGY HOLDING	14,595	17,062
297425100 ESTERLINE CORP		
30219E103 EXPRESS INC		
320867104 FIRST MIDWEST BANCOR	3,742	5,492
371559105 GENESEE & WYOMING IN		
372460105 GENUINE PARTS CO		
404132102 HCC INS HLDGS INC CO		
40425J101 HMS HLDGS CORP		
405024100 HAEMONETICS CORP MAS		
405217100 HAIN CELESTIAL GROUP	96,336	95,926
413875105 HARRIS CORP DEL		
421906108 HEALTHCARE SVCS GROU	4,237	6,242
422347104 HEARTLAND EXPRESS IN		
422806109 HEICO CORP	5,283	7,502
426281101 HENRY JACK & ASSOC I		
43365Y104 HITTITE MICROWAVE CO		
437306103 HOME PROPERTIES INC		

Name of Stock	End of Year Book Value	End of Year Fair Market Value
443320106 HUB GROUP INC		
44930G107 ICU MED INC COM	3,430	5,977
451055107 ICONIX BRAND GROUP I		
45167R104 IDEX CORP		
457985208 INTEGRA LIFESCIENCES	4,686	8,269
48123V102 J2 GLOBAL INC	2,101	5,762
492051305 KEPPEL LTD ADR		
492914106 KEY ENERGY SERVICES		
494368103 KIMBERLY CLARK CORP		
50076Q106 KRAFT FOODS GROUP IN		
515098101 LANDSTAR SYS INC COM	3,578	4,047
549764108 LUFKIN INDS INC COM		
55027E102 LUMINEX CORP		
556269108 STEVEN MADDEN LTD	3,486	3,989
57060D108 MARKETAXESS HLDGS IN		
574795100 MASIMO CORP	4,097	5,894
587118100 MENS WEARHOUSE INC C		
59410T106 MICHELIN (CGDE) ADR	13,115	14,718
594901100 MICROS SYS INC		
596278101 MIDDLEBY CORP		
609207105 MONDELEZ INTERNATIONAL		
610236101 MONRO MUFFLER BRAKE	3,993	6,821
617700109 MORNINGSTAR INC		
62855J104 MYRIAD GENETICS INC		
62942M201 NTT DOCOMO, INC. - A		
636274300 NATIONAL GRID PLC AD		
64126X201 NEUSTAR INC	6,321	3,596
651587107 NEWMARKET CORP		
670875509 OMV AG-BEARER SHRS A		
683715106 OPEN TEXT CORP COM		

Name of Stock	End of Year Book Value	End of Year Fair Market Value
69351T106 PPL CORPORATION		
707569109 PENN NATIONAL GAMING		
73640Q105 PORTFOLIO RECOVERY A		
739276103 POWER INTERGRATIONS	4,915	6,176
743606105 PROSPERITY BANCSHARE		
74733T105 QLIK TECHNOLOGIES IN	7,200	8,485
756255204 RECKITT BENCKIS/S AD	19,370	31,577
758205207 REED ELSEVIER P L C		
758750103 REGAL BELOIT CORP		
767744105 RITCHIE BROS AUCTION	4,385	4,822
774415103 ROCKWOOD HLDGS INC		
775043102 ROFIN SINAR TECHNOLO		
780259206 ROYAL DUTCH SHELL PL	64,460	43,043
78486Q101 SVB FINL GROUP		
80105N105 SANOFI-ADR	22,216	22,946
816850101 SEMTECH CORP COM	4,384	2,989
81725T100 SENSIENT TECHNOLOGIE		
82966C103 SIRONA DENTAL SYSTEM		
83416B109 SOLARWINDS INC	5,888	9,836
858119100 STEEL DYNAMICS INC C		
860630102 STIFEL FINANCIAL COR		
86562M209 SUMITOMO TRUST AND B		
868157108 SUPERIOR ENERGY SERV		
872540109 TJX COMPANIES INC	134,911	212,730
874060205 TAKEDA PHARMACEUTIC-		
878377100 TECHNE CORP		
87960M205 TELIASONERA AB-UNSPO		
87969N204 TELSTRA CORP-ADR	18,142	17,821
882681109 TEXAS ROADHOUSE, INC	1,965	4,221
891092108 TORO CO	3,103	5,042

Name of Stock	End of Year Book Value	End of Year Fair Market Value
891160509 TORONTO DOMINION BK	32,138	29,103
89346D107 TRANSALTA CORP COM		
89469A104 TREEHOUSE FOODS INC	4,460	5,885
902104108 II-VI INC COM		
902973304 US BANCORP DEL NEW		
907818108 UNION PACIFIC CORP	178,023	203,320
922042858 VANGUARD FTSE EMERGI	160,328	129,139
92343V104 VERIZON COMMUNICATIO		
92849E101 VITAMIN SHOPPE INC		
92852T201 VIVENDI SA-UNSPON AD		
928645100 VOLCANO CORP		
929740108 WABTEC CORP		
955306105 WEST PHARMACEUTICAL	1,768	3,734
989825104 ZURICH INSURANCE GRO		
G29183103 EATON CORP PLC		
G30397106 ENDURANCE SPECIALTY		
018522300 ALLETE INC	5,266	5,896
032359309 AMTRUST FINANCIAL SE		
073685109 BEACON ROOFING SUPPL	3,118	3,583
08579W103 BERRY PLASTICS GROUP	4,795	8,104
101388106 BOTTOMLINE TECHNOLOG	3,650	4,073
192422103 COGNEX CORP	3,629	4,863
254543101 DIODES INC		
254687106 WALT DISNEY CO	120,100	210,160
29101U209 EMERALD OIL INC		
34984V100 FORUM ENERGY TECHNOL	3,825	1,819
36467J108 GAMING AND LEISURE P		
375558103 GILEAD SCIENCES INC	76,185	151,785
379577208 GLOBUS MEDICAL INC -	2,991	4,924
42330P107 HELIX ENERGY SOLUTIO		

Name of Stock	End of Year Book Value	End of Year Fair Market Value
465717106 ITOCHU CORP-UNSPONSO		
478366107 JOHNSON CONTROLS INC	96,197	118,470
500472303 PHILIPS ELECTRONICS	42,234	32,169
517834107 LAS VEGAS SANDS CORP	35,707	27,707
60649T107 MISTRAS GROUP INC		
611740101 MONSTER BEVERAGE COR		
633707104 NATIONAL BANK HOLDIN		
637071101 NATIONAL OILWELL INC		
654744408 NISSAN MOTOR CO., LT		
70509V100 PEBBLEBROOK HOTEL TR	4,656	4,735
720279108 PIER I IMPORTS INC		
75524B104 RBC BEARINGS INC	4,034	4,457
76973Q105 ROADRUNNER TRANSPORT	7,699	2,659
89969Q104 TUMI HOLDINGS INC	4,371	3,559
92046N102 VALUECLICK INC		
92857F107 VOCERA COMMUNICATION		
G10082140 ENERGY XXI (BERMUDA)		
G4705A100 ICON PLC		
000360206 AAON INC	3,159	4,110
00762W107 ADVISORY BRD CO	6,265	5,060
024013104 AMERICAN ASSETS TRUS	5,860	6,481
046433108 ASTRONICS CORP COM	4,312	4,437
06738C778 BARCLAYS BANK PLC IP	100,210	53,654
09073M104 BIO-TECHNE CORP	2,698	3,510
09247X101 BLACKROCK INC	123,676	136,208
138098108 CANTEL MEDICAL CORP.	1,880	3,542
140781105 CARBO CERAMICS INC		
150870103 CELANESE CORP	95,470	107,728
163086101 CHEFS' WAREHOUSE HOL		
172967424 CITIGROUP INC.	160,508	165,600

Name of Stock	End of Year Book Value	End of Year Fair Market Value
21240D107 CONTROL4 CORP		
245077102 DEL FRISCO'S RESTAUR		
268948106 EAGLE BANCORP INC	3,558	6,006
30231G102 EXXON MOBIL CORPORAT	62,312	53,552
317485100 FINANCIAL ENGINES IN	5,507	4,815
37253A103 GENTHERM INC	5,553	6,968
38259P706 GOOGLE INC-CL C		
40418F108 HFF INC	5,113	5,282
44984A105 IPC THE HOSPITALIST		
45579E105 INVIVIOR PLC-SPON AD		
466032109 J & J SNACK FOODS CO	2,892	3,967
502441306 LVMH MOET HENNESSY U	26,134	22,519
53224V100 LIFELOCK INC		
55003T107 LUMBER LIQUIDATORS H		
64128R608 NEUBERGER BERMAN LON	100,000	94,970
674215108 OASIS PETROLEUM INC		
68213N109 OMNICELL INC	5,619	6,340
683974604 OPPENHEIMER DEVELOPI	250,000	191,541
69354N106 PRA GROUP INC	5,256	4,544
732872106 POPEYES LOUISIANA KI	5,535	7,196
74112D101 PRESTIGE BRANDS HLDG	2,526	4,633
74164F103 PRIMORIS SERVIES COR	5,222	5,243
743713109 PROTO LABS INC	5,665	5,668
747316107 QUAKER CHEM CORP	5,818	6,258
754212108 RAVEN INDS INC		
78463M107 SPS COMMERCE INC	2,865	4,493
78463X863 SPDR DJ WILSHIRE INT	202,543	183,316
80908T101 SCIQUEST INC	5,298	4,034
816300107 SELECTIVE INS GROUP		
840441109 SOUTH STATE CORP	7,783	8,706

Name of Stock	End of Year Book Value	End of Year Fair Market Value
861642106 STONE ENERGY CORP CO		
87582Y108 TANGOE INC		
88224Q107 TEXAS CAP BANCSHARES	3,661	3,311
922908553 VANGUARD REIT VIPER	192,659	200,920
930427109 WAGEWORKS INC	4,060	4,492
957638109 WESTERN ALLIANCE BAN	2,993	4,734
N53745100 LYONDELLBASELL INDU-	34,144	28,764
00206R102 AT & T INC	20,485	21,713
02079K107 ALPHABET INC CL C	68,899	151,776
02079K305 ALPHABET INC CL A	50,182	116,702
03071H100 AMERISAFE INC	4,788	4,530
03232P405 AMSURG CORP	1,664	2,356
04314H600 ARTISAN MID CAP FUND	150,000	127,300
081437105 BEMIS INC	15,928	16,938
094235108 BLOOMIN' BRANDS INC	7,630	5,574
099406100 BOOT BARN HOLDINGS I	6,600	2,704
128246105 CALAVO GROWERS INC	5,191	5,243
154760409 CENTRAL PACIFIC FINA	3,132	3,127
20449X302 COMPASS GROUP PLC -	17,941	18,061
28849P100 ELLIE MAE INC	9,282	8,071
29358P101 ENSIGN GROUP INC/THE	3,592	3,802
30066A105 EXAMWORKS GROUP INC	4,252	3,059
339128100 JP MORGAN MID CAP VA	150,000	132,351
38141G104 GOLDMAN SACHS GROUP	120,864	108,138
444097109 HUDSON PACIFIC PROPE	4,875	4,953
57722W106 MATTRESS FIRM HOLDIN	5,149	4,017
589889104 MERIT MEDICAL SYS IN	2,551	2,380
609839105 MONOLITHIC PWR SYS I	3,584	3,631
63872T885 ASG GLOBAL ALTERNATI	100,000	93,910
640491106 NEOGEN CORP	2,669	3,165

Name of Stock	End of Year Book Value	End of Year Fair Market Value
64115T104 NETSCOUT SYSTEMS INC	3,070	3,131
670704105 NUVASIVE INC	4,146	4,978
681116109 OLLIE'S BARGAIN OUTL	3,055	3,266
693475105 PNC FINANCIAL SERVIC	163,185	162,027
70432V102 PAYCOM SOFTWARE INC	5,352	5,456
74255L696 PRINCIPAL GL MULT ST	100,000	94,633
74758T303 QUALYS INC	6,154	5,294
74978Q105 RSP PERMIAN INC	5,167	4,415
87164P103 SYNERGY RESOURCES CO	2,358	2,334
87482X101 TALMER BANCORP INC	6,382	7,081
88146M101 TERRENO REALTY CORP	5,801	6,379
883556102 THERMO FISHER SCIENT	134,404	150,361
911312106 UNITED PARCEL SERVIC	126,400	113,070
92827P102 VIRTUSA CORP	5,812	5,622
928377100 VISTA OUTDOOR INC	2,961	3,027
G5005R107 JAMES RIVER GROUP HO	5,280	7,178

TY 2015 Investments Government Obligations Schedule

Name: ALEXANDER MCCAUSLAND CHARITABLE

EIN: 37-6437195

**US Government Securities - End of
Year Book Value:**

1,617,499

**US Government Securities - End of
Year Fair Market Value:**

1,603,102

**State & Local Government
Securities - End of Year Book
Value:**

**State & Local Government
Securities - End of Year Fair
Market Value:**

TY 2015 Investments - Other Schedule

Name: ALEXANDER MCCAUSLAND CHARITABLE

EIN: 37-6437195

Category/ Item	Listed at Cost or FMV	Book Value	End of Year Fair Market Value
34528QBP8 FORD CREDIT FLOORPLA	AT COST	75,463	75,360
36159JCV1 GE CAPITAL CREDIT CA	AT COST	142,164	137,367
46625YXN8 J P MORGAN CHASE 5			
46630JAC3 JP MORGAN CHASE COMM			

TY 2015 Other Decreases Schedule

Name: ALEXANDER MCCAUSLAND CHARITABLE

EIN: 37-6437195

Description	Amount
MUTUAL FUND POSTING NEXT TAX YR EFFECTIVE CURR YR	2,522
ROUNDING	7
ACCRUED INTEREST PAID PRIOR YR EFFECTIVE CURRENT YR	755
RETURN OF CAPITAL	6,274

TY 2015 Other Expenses Schedule

Name: ALEXANDER MCCAUSLAND CHARITABLE

EIN: 37-6437195

Description	Revenue and Expenses per Books	Net Investment Income	Adjusted Net Income	Disbursements for Charitable Purposes
ADR FEES	1,159	1,159		0

TY 2015 Other Increases Schedule**Name:** ALEXANDER MCCAUSLAND CHARITABLE**EIN:** 37-6437195

Description	Amount
ACCRUED INTEREST PAID CURRENT YR EFFECTIVE NEXT YR	1,782
MUTUAL FUND POSTING CURR YR EFF PRIOR YR	14,717
CAP LOSS POSTED NEXT YR EFF CURR YR	251
MUTUAL FUND DEFERRED INCOME	97

TY 2015 Other Professional Fees Schedule

Name: ALEXANDER MCCAUSLAND CHARITABLE

EIN: 37-6437195

Category	Amount	Net Investment Income	Adjusted Net Income	Disbursements for Charitable Purposes
EAGLE ASSET MGMT CO - ADVISER	2,020	2,020		

TY 2015 Taxes Schedule

Name: ALEXANDER MCCAUSLAND CHARITABLE

EIN: 37-6437195

Category	Amount	Net Investment Income	Adjusted Net Income	Disbursements for Charitable Purposes
FOREIGN TAXES	4,091	4,091		0
FEDERAL ESTIMATES - PRINCIPAL	17,430	0		0
FOREIGN TAXES ON QUALIFIED FOR	646	646		0
FOREIGN TAXES ON NONQUALIFIED	467	467		0