



See a Social Security Number? Say Something!
Report Privacy Problems to <https://public.resource.org/privacy>
Or call the IRS Identity Theft Hotline at 1-800-908-4490



Return of Private Foundation

or Section 4947(a)(1) Trust Treated as Private Foundation

2015

Department of the Treasury
Internal Revenue Service

Do not enter social security numbers on this form as it may be made public.
Information about Form 990-PF and its separate instructions is at www.irs.gov/form990pf.

Open to Public Inspection

For calendar year 2015 or tax year beginning

, and ending

Name of foundation: **A. D. JOHNSON FOUNDATION**

Employer identification number: **36-6124270**

Number and street (or P.O. box number if mail is not delivered to street address): **ONE NORTH LASALLE STREET**

Room/suite: **3000**

Telephone number: **312-782-7320**

City or town, state or province, country, and ZIP or foreign postal code: **CHICAGO, IL 60602**

G Check all that apply: Initial return Initial return of a former public charity
 Final return Amended return
 Address change Name change

H Check type of organization: Section 501(c)(3) exempt private foundation
 Section 4947(a)(1) nonexempt charitable trust Other taxable private foundation

I Fair market value of all assets at end of year (from Part II, col. (c), line 16): **\$ 1,485,315.** (Part I, column (d) must be on cash basis.)

J Accounting method: Cash Accrual
 Other (specify) _____

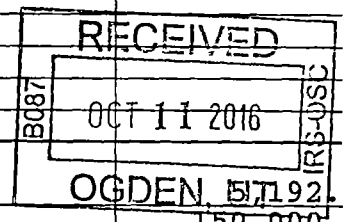
C If exemption application is pending, check here

D 1. Foreign organizations, check here
 2. Foreign organizations meeting the 85% test, check here and attach computation

E If private foundation status was terminated under section 507(b)(1)(A), check here

F If the foundation is in a 60-month termination under section 507(b)(1)(B), check here

Part I Analysis of Revenue and Expenses (The total of amounts in columns (b), (c), and (d) may not necessarily equal the amounts in column (a))		(a) Revenue and expenses per books	(b) Net investment income	(c) Adjusted net income	(d) Disbursements for charitable purposes (cash basis only)
1	Contributions, gifts, grants, etc., received			N/A	
2	Check <input checked="" type="checkbox"/> if the foundation is not required to attach Sch B				
3	Interest on savings and temporary cash investments	34.	34.		
4	Dividends and interest from securities	31,495.	31,495.		
5a	Gross rents				
b	Net rental income or (loss)				
6a	Net gain or (loss) from sale of assets not on line 10	38,608.			
b	Gross sales price for all assets on line 6a	718,534.			
7	Capital gain net income (from Part IV, line 2)		38,608.		
8	Net short-term capital gain				
9	Income modifications				
10a	Gross sales less returns and allowances				
b	Less Cost of goods sold				
c	Gross profit or (loss)				
11	Other income				
12	Total. Add lines 1 through 11	70,137.	70,137.		
13	Compensation of officers, directors, trustees, etc	0.	0.		0.
14	Other employee salaries and wages				
15	Pension plans, employee benefits				
16a	Legal fees STMT 1	10,700.	8,025.		2,675.
b	Accounting fees STMT 2	10,070.	7,553.		2,517.
c	Other professional fees STMT 3	13,490.	13,490.		0.
17	Interest				
18	Taxes STMT 4	379.	379.		0.
19	Depreciation and depletion				
20	Occupancy				
21	Travel, conferences, and meetings				
22	Printing and publications				
23	Other expenses				
24	Total operating and administrative expenses. Add lines 13 through 23	34,639.	29,447.		
25	Contributions, gifts, grants paid	150,000.			150,000.
26	Total expenses and disbursements. Add lines 24 and 25	184,639.	29,447.		155,192.
27	Subtract line 26 from line 12:				
a	Excess of revenue over expenses and disbursements	<114,502.>			
b	Net investment income (if negative, enter -0-)		40,690.		
c	Adjusted net income (if negative, enter -0-)			N/A	



599094

SCANNED OCT 25 2016

0423223404 OCT 20 2016

82

Part II Balance Sheets		Attached schedules and amounts in the description column should be for end-of-year amounts only		
		Beginning of year	End of year	
		(a) Book Value	(b) Book Value	(c) Fair Market Value
Assets	1 Cash - non-interest-bearing	6,213.	5,443.	5,443.
	2 Savings and temporary cash investments	118,808.	121,724.	121,724.
	3 Accounts receivable ▶			
	Less: allowance for doubtful accounts ▶			
	4 Pledges receivable ▶			
	Less: allowance for doubtful accounts ▶			
	5 Grants receivable			
	6 Receivables due from officers, directors, trustees, and other disqualified persons			
	7 Other notes and loans receivable ▶			
	Less: allowance for doubtful accounts ▶			
	8 Inventories for sale or use			
	9 Prepaid expenses and deferred charges			
	10a Investments - U.S. and state government obligations			
	b Investments - corporate stock STMT 5	1,147,085.	1,095,321.	1,210,136.
	c Investments - corporate bonds			
	11 Investments - land, buildings, and equipment basis ▶			
Less accumulated depreciation ▶				
12 Investments - mortgage loans				
13 Investments - other STMT 6	222,458.	157,527.	149,092.	
14 Land, buildings, and equipment; basis ▶				
Less accumulated depreciation ▶				
15 Other assets (describe ▶ STATEMENT 7)	<1,127.>	<1,080.>	<1,080.>	
16 Total assets (to be completed by all filers - see the instructions. Also, see page 1, item I)	1,493,437.	1,378,935.	1,485,315.	
Liabilities	17 Accounts payable and accrued expenses			
	18 Grants payable			
	19 Deferred revenue			
	20 Loans from officers, directors, trustees, and other disqualified persons			
	21 Mortgages and other notes payable			
	22 Other liabilities (describe ▶)			
	23 Total liabilities (add lines 17 through 22)	0.	0.	
Net Assets or Fund Balances	Foundations that follow SFAS 117, check here ▶ <input type="checkbox"/>			
	and complete lines 24 through 26 and lines 30 and 31.			
	24 Unrestricted			
	25 Temporarily restricted			
	26 Permanently restricted			
	Foundations that do not follow SFAS 117, check here ▶ <input checked="" type="checkbox"/>			
	and complete lines 27 through 31.			
	27 Capital stock, trust principal, or current funds	1,493,437.	1,378,935.	
28 Paid-in or capital surplus, or land, bldg., and equipment fund	0.	0.		
29 Retained earnings, accumulated income, endowment, or other funds	0.	0.		
30 Total net assets or fund balances	1,493,437.	1,378,935.		
31 Total liabilities and net assets/fund balances	1,493,437.	1,378,935.		

Part III Analysis of Changes in Net Assets or Fund Balances

1 Total net assets or fund balances at beginning of year - Part II, column (a), line 30 (must agree with end-of-year figure reported on prior year's return)	1	1,493,437.
2 Enter amount from Part I, line 27a	2	<114,502.>
3 Other increases not included in line 2 (itemize) ▶	3	0.
4 Add lines 1, 2, and 3	4	1,378,935.
5 Decreases not included in line 2 (itemize) ▶	5	0.
6 Total net assets or fund balances at end of year (line 4 minus line 5) - Part II, column (b), line 30	6	1,378,935.

Part IV Capital Gains and Losses for Tax on Investment Income

	(a) List and describe the kind(s) of property sold (e.g., real estate, 2-story brick warehouse; or common stock, 200 shs. MLC Co.)	(b) How acquired P - Purchase D - Donation	(c) Date acquired (mo., day, yr.)	(d) Date sold (mo., day, yr.)
1a	JP MORGAN - SEE ATTACHED SCHEDULE	P	VARIOUS	VARIOUS
b	JP MORGAN - SEE ATTACHED SCHEDULE	P	VARIOUS	VARIOUS
c	JP MORGAN - SEE ATTACHED SCHEDULE	P	VARIOUS	VARIOUS
d	JP MORGAN - SEE ATTACHED SCHEDULE	P	VARIOUS	VARIOUS
e	CAPITAL GAINS DIVIDENDS			

	(e) Gross sales price	(f) Depreciation allowed (or allowable)	(g) Cost or other basis plus expense of sale	(h) Gain or (loss) (e) plus (f) minus (g)
a	199,015.		211,124.	<12,109.>
b	19,855.		26,000.	<6,145.>
c	406,597.		377,667.	28,930.
d	85,487.		65,135.	20,352.
e	7,580.			7,580.

Complete only for assets showing gain in column (h) and owned by the foundation on 12/31/69			(l) Gains (Col. (h) gain minus col. (k), but not less than -0-) or Losses (from col. (h))
(i) F.M.V. as of 12/31/69	(j) Adjusted basis as of 12/31/69	(k) Excess of col. (i) over col. (j), if any	
a			<12,109.>
b			<6,145.>
c			28,930.
d			20,352.
e			7,580.

2	Capital gain net income or (net capital loss)	{ If gain, also enter in Part I, line 7 If (loss), enter -0- in Part I, line 7	2	38,608.
3	Net short-term capital gain or (loss) as defined in sections 1222(5) and (6): If gain, also enter in Part I, line 8, column (c). If (loss), enter -0- in Part I, line 8		3	N/A

Part V Qualification Under Section 4940(e) for Reduced Tax on Net Investment Income

(For optional use by domestic private foundations subject to the section 4940(a) tax on net investment income.)

If section 4940(d)(2) applies, leave this part blank.

Was the foundation liable for the section 4942 tax on the distributable amount of any year in the base period? Yes No

If "Yes," the foundation does not qualify under section 4940(e). Do not complete this part.

1 Enter the appropriate amount in each column for each year; see the instructions before making any entries.

(a) Base period years Calendar year (or tax year beginning in)	(b) Adjusted qualifying distributions	(c) Net value of noncharitable-use assets	(d) Distribution ratio (col. (b) divided by col. (c))
2014	154,464.	1,781,162.	.086721
2013	154,133.	1,806,448.	.085324
2012	154,130.	1,828,054.	.084314
2011	153,939.	1,976,305.	.077892
2010	153,650.	2,014,068.	.076288

2	Total of line 1, column (d)	2	.410539
3	Average distribution ratio for the 5-year base period - divide the total on line 2 by 5, or by the number of years the foundation has been in existence if less than 5 years	3	.082108
4	Enter the net value of noncharitable-use assets for 2015 from Part X, line 5	4	1,643,852.
5	Multiply line 4 by line 3	5	134,973.
6	Enter 1% of net investment income (1% of Part I, line 27b)	6	407.
7	Add lines 5 and 6	7	135,380.
8	Enter qualifying distributions from Part XII, line 4	8	155,192.

If line 8 is equal to or greater than line 7, check the box in Part VI, line 1b, and complete that part using a 1% tax rate. See the Part VI instructions.

Part VI Excise Tax Based on Investment Income (Section 4940(a), 4940(b), 4940(e), or 4948 - see instructions)

1a Exempt operating foundations described in section 4940(d)(2), check here <input type="checkbox"/> and enter "N/A" on line 1. Date of ruling or determination letter: _____ (attach copy of letter if necessary-see instructions)			
b Domestic foundations that meet the section 4940(e) requirements in Part V, check here <input checked="" type="checkbox"/> and enter 1% of Part I, line 27b		1	407.
c All other domestic foundations enter 2% of line 27b. Exempt foreign organizations enter 4% of Part I, line 12, col. (b).			
2 Tax under section 511 (domestic section 4947(a)(1) trusts and taxable foundations only. Others enter -0-)		2	0.
3 Add lines 1 and 2		3	407.
4 Subtitle A (income) tax (domestic section 4947(a)(1) trusts and taxable foundations only. Others enter -0-)		4	0.
5 Tax based on investment income. Subtract line 4 from line 3. If zero or less, enter -0-		5	407.
6 Credits/Payments:			
a 2015 estimated tax payments and 2014 overpayment credited to 2015	6a	857.	
b Exempt foreign organizations - tax withheld at source	6b		
c Tax paid with application for extension of time to file (Form 8868)	6c		
d Backup withholding erroneously withheld	6d		
7 Total credits and payments. Add lines 6a through 6d	7	857.	
8 Enter any penalty for underpayment of estimated tax. Check here <input type="checkbox"/> if Form 2220 is attached	8		
9 Tax due. If the total of lines 5 and 8 is more than line 7, enter amount owed	9		
10 Overpayment. If line 7 is more than the total of lines 5 and 8, enter the amount overpaid	10	450.	
11 Enter the amount of line 10 to be: Credited to 2016 estimated tax <input checked="" type="checkbox"/> 450. Refunded <input type="checkbox"/>	11	0.	

Part VII-A Statements Regarding Activities

	Yes	No
1a During the tax year, did the foundation attempt to influence any national, state, or local legislation or did it participate or intervene in any political campaign?		X
b Did it spend more than \$100 during the year (either directly or indirectly) for political purposes (see instructions for the definition)? If the answer is "Yes" to 1a or 1b, attach a detailed description of the activities and copies of any materials published or distributed by the foundation in connection with the activities.		X
c Did the foundation file Form 1120-POL for this year?		X
d Enter the amount (if any) of tax on political expenditures (section 4955) imposed during the year: (1) On the foundation. <input checked="" type="checkbox"/> \$ 0. (2) On foundation managers. <input checked="" type="checkbox"/> \$ 0.		
e Enter the reimbursement (if any) paid by the foundation during the year for political expenditure tax imposed on foundation managers. <input checked="" type="checkbox"/> \$ 0.		
2 Has the foundation engaged in any activities that have not previously been reported to the IRS? If "Yes," attach a detailed description of the activities.	2	X
3 Has the foundation made any changes, not previously reported to the IRS, in its governing instrument, articles of incorporation, or bylaws, or other similar instruments? If "Yes," attach a conformed copy of the changes	3	X
4a Did the foundation have unrelated business gross income of \$1,000 or more during the year?	4a	X
b If "Yes," has it filed a tax return on Form 990-T for this year?	4b	
5 Was there a liquidation, termination, dissolution, or substantial contraction during the year? If "Yes," attach the statement required by General Instruction T.	5	X
6 Are the requirements of section 508(e) (relating to sections 4941 through 4945) satisfied either: • By language in the governing instrument, or • By state legislation that effectively amends the governing instrument so that no mandatory directions that conflict with the state law remain in the governing instrument?	6	X
7 Did the foundation have at least \$5,000 in assets at any time during the year? If "Yes," complete Part II, col (c), and Part XV	7	X
8a Enter the states to which the foundation reports or with which it is registered (see instructions) <input checked="" type="checkbox"/> IL		
b If the answer is "Yes" to line 7, has the foundation furnished a copy of Form 990-PF to the Attorney General (or designate) of each state as required by General Instruction G? If "No," attach explanation	8b	X
9 Is the foundation claiming status as a private operating foundation within the meaning of section 4942(j)(3) or 4942(j)(5) for calendar year 2015 or the taxable year beginning in 2015 (see instructions for Part XIV)? If "Yes," complete Part XIV	9	X
10 Did any persons become substantial contributors during the tax year? If "Yes," attach a schedule listing their names and addresses	10	X

N/A

Part VII-A Statements Regarding Activities (continued)

	Yes	No
11 At any time during the year, did the foundation, directly or indirectly, own a controlled entity within the meaning of section 512(b)(13)? If "Yes," attach schedule (see instructions)		X
12 Did the foundation make a distribution to a donor advised fund over which the foundation or a disqualified person had advisory privileges? If "Yes," attach statement (see instructions)		X
13 Did the foundation comply with the public inspection requirements for its annual returns and exemption application? Website address ▶ N/A	X	
14 The books are in care of ▶ HERBERT J. THEISEN Telephone no. ▶ 312-782-7320 Located at ▶ 1 N. LASALLE ST., STE 3000, CHICAGO, IL ZIP+4 ▶ 60602		
15 Section 4947(a)(1) nonexempt charitable trusts filing Form 990-PF in lieu of Form 1041 - Check here and enter the amount of tax-exempt interest received or accrued during the year ▶ 15 N/A		
16 At any time during calendar year 2015, did the foundation have an interest in or a signature or other authority over a bank, securities, or other financial account in a foreign country? See the instructions for exceptions and filing requirements for FinCEN Form 114. If "Yes," enter the name of the foreign country ▶		X

Part VII-B Statements Regarding Activities for Which Form 4720 May Be Required

File Form 4720 if any item is checked in the "Yes" column, unless an exception applies.

	Yes	No
1a During the year did the foundation (either directly or indirectly): (1) Engage in the sale or exchange, or leasing of property with a disqualified person? <input type="checkbox"/> Yes <input checked="" type="checkbox"/> No (2) Borrow money from, lend money to, or otherwise extend credit to (or accept it from) a disqualified person? <input type="checkbox"/> Yes <input checked="" type="checkbox"/> No (3) Furnish goods, services, or facilities to (or accept them from) a disqualified person? <input type="checkbox"/> Yes <input checked="" type="checkbox"/> No (4) Pay compensation to, or pay or reimburse the expenses of, a disqualified person? <input type="checkbox"/> Yes <input checked="" type="checkbox"/> No (5) Transfer any income or assets to a disqualified person (or make any of either available for the benefit or use of a disqualified person)? <input type="checkbox"/> Yes <input checked="" type="checkbox"/> No (6) Agree to pay money or property to a government official? (Exception. Check "No" if the foundation agreed to make a grant to or to employ the official for a period after termination of government service, if terminating within 90 days.) <input type="checkbox"/> Yes <input checked="" type="checkbox"/> No		
b If any answer is "Yes" to 1a(1)-(6), did any of the acts fail to qualify under the exceptions described in Regulations section 53.4941(d)-3 or in a current notice regarding disaster assistance (see instructions)? Organizations relying on a current notice regarding disaster assistance check here ▶ N/A		
c Did the foundation engage in a prior year in any of the acts described in 1a, other than excepted acts, that were not corrected before the first day of the tax year beginning in 2015?		X
2 Taxes on failure to distribute income (section 4942) (does not apply for years the foundation was a private operating foundation defined in section 4942(j)(3) or 4942(j)(5)): a At the end of tax year 2015, did the foundation have any undistributed income (lines 6d and 6e, Part XIII) for tax year(s) beginning before 2015? <input type="checkbox"/> Yes <input checked="" type="checkbox"/> No If "Yes," list the years ▶ b Are there any years listed in 2a for which the foundation is not applying the provisions of section 4942(a)(2) (relating to incorrect valuation of assets) to the year's undistributed income? (If applying section 4942(a)(2) to all years listed, answer "No" and attach statement - see instructions.) N/A c If the provisions of section 4942(a)(2) are being applied to any of the years listed in 2a, list the years here. ▶		
3a Did the foundation hold more than a 2% direct or indirect interest in any business enterprise at any time during the year? <input type="checkbox"/> Yes <input checked="" type="checkbox"/> No b If "Yes," did it have excess business holdings in 2015 as a result of (1) any purchase by the foundation or disqualified persons after May 26, 1969; (2) the lapse of the 5-year period (or longer period approved by the Commissioner under section 4943(c)(7)) to dispose of holdings acquired by gift or bequest; or (3) the lapse of the 10-, 15-, or 20-year first phase holding period? (Use Schedule C, Form 4720, to determine if the foundation had excess business holdings in 2015.) N/A		
4a Did the foundation invest during the year any amount in a manner that would jeopardize its charitable purposes? b Did the foundation make any investment in a prior year (but after December 31, 1969) that could jeopardize its charitable purpose that had not been removed from jeopardy before the first day of the tax year beginning in 2015?		X

Part VII-B Statements Regarding Activities for Which Form 4720 May Be Required (continued)

5a During the year did the foundation pay or incur any amount to:

- (1) Carry on propaganda, or otherwise attempt to influence legislation (section 4945(e))? Yes No
- (2) Influence the outcome of any specific public election (see section 4955); or to carry on, directly or indirectly, any voter registration drive? Yes No
- (3) Provide a grant to an individual for travel, study, or other similar purposes? Yes No
- (4) Provide a grant to an organization other than a charitable, etc., organization described in section 4945(d)(4)(A)? (see instructions) Yes No
- (5) Provide for any purpose other than religious, charitable, scientific, literary, or educational purposes, or for the prevention of cruelty to children or animals? Yes No

b If any answer is "Yes" to 5a(1)-(5), did any of the transactions fail to qualify under the exceptions described in Regulations section 53.4945 or in a current notice regarding disaster assistance (see instructions)? Yes No
 Organizations relying on a current notice regarding disaster assistance check here N/A

c If the answer is "Yes" to question 5a(4), does the foundation claim exemption from the tax because it maintained expenditure responsibility for the grant? Yes No

If "Yes," attach the statement required by Regulations section 53.4945-5(d). N/A

6a Did the foundation, during the year, receive any funds, directly or indirectly, to pay premiums on a personal benefit contract? Yes No

b Did the foundation, during the year, pay premiums, directly or indirectly, on a personal benefit contract? Yes No
 If "Yes" to 6b, file Form 8870.

7a At any time during the tax year, was the foundation a party to a prohibited tax shelter transaction? Yes No

b If "Yes," did the foundation receive any proceeds or have any net income attributable to the transaction? Yes No

Part VIII Information About Officers, Directors, Trustees, Foundation Managers, Highly Paid Employees, and Contractors

1 List all officers, directors, trustees, foundation managers and their compensation.

(a) Name and address	(b) Title, and average hours per week devoted to position	(c) Compensation (If not paid, enter -0-)	(d) Contributions to employee benefit plans and deferred compensation	(e) Expense account, other allowances
MARTHA C. JOHNSON 1108 MT. PLEASANT WINNETKA, IL 60093	VICE PRES/SECRETARY/TREASURER 2.00	0.	0.	0.
DIANE T. JOHNSON 5250 N.E. 28TH AVE FT LAUDERDALE, FL 33308	PRESIDENT 2.00	0.	0.	0.
HERBERT J. THEISEN 1 N. LASALLE, SUITE 3000 CHICAGO, IL 60602	ASST. SEC/GEN COUNSEL 3.00	0.	0.	0.

2 Compensation of five highest-paid employees (other than those included on line 1). If none, enter "NONE."

(a) Name and address of each employee paid more than \$50,000	(b) Title, and average hours per week devoted to position	(c) Compensation	(d) Contributions to employee benefit plans and deferred compensation	(e) Expense account, other allowances
NONE				

Total number of other employees paid over \$50,000 0

Part VIII Information About Officers, Directors, Trustees, Foundation Managers, Highly Paid Employees, and Contractors (continued)

3 Five highest-paid independent contractors for professional services. If none, enter "NONE."

(a) Name and address of each person paid more than \$50,000	(b) Type of service	(c) Compensation
NONE		

Total number of others receiving over \$50,000 for professional services ▶ 0

Part IX-A Summary of Direct Charitable Activities

List the foundation's four largest direct charitable activities during the tax year. Include relevant statistical information such as the number of organizations and other beneficiaries served, conferences convened, research papers produced, etc.

1	Expenses
N/A	
	0.
2	
3	
4	

Part IX-B Summary of Program-Related Investments

Describe the two largest program-related investments made by the foundation during the tax year on lines 1 and 2.

1	Amount
N/A	
	0.
2	
All other program-related investments. See instructions.	
3	0.
Total. Add lines 1 through 3 ▶	
0.	

Part X

Minimum Investment Return (All domestic foundations must complete this part. Foreign foundations, see instructions.)

1	Fair market value of assets not used (or held for use) directly in carrying out charitable, etc., purposes:		
a	Average monthly fair market value of securities	1a	1,548,859.
b	Average of monthly cash balances	1b	120,026.
c	Fair market value of all other assets	1c	
d	Total (add lines 1a, b, and c)	1d	1,668,885.
e	Reduction claimed for blockage or other factors reported on lines 1a and 1c (attach detailed explanation)	1e	0.
2	Acquisition indebtedness applicable to line 1 assets	2	0.
3	Subtract line 2 from line 1d	3	1,668,885.
4	Cash deemed held for charitable activities. Enter 1 1/2% of line 3 (for greater amount, see instructions)	4	25,033.
5	Net value of noncharitable-use assets. Subtract line 4 from line 3. Enter here and on Part V, line 4	5	1,643,852.
6	Minimum investment return. Enter 5% of line 5	6	82,193.

Part XI

Distributable Amount (see instructions) (Section 4942(j)(3) and (j)(5) private operating foundations and certain foreign organizations check here and do not complete this part.)

1	Minimum investment return from Part X, line 6	1	82,193.
2a	Tax on investment income for 2015 from Part VI, line 5	2a	407.
b	Income tax for 2015. (This does not include the tax from Part VI.)	2b	
c	Add lines 2a and 2b	2c	407.
3	Distributable amount before adjustments. Subtract line 2c from line 1	3	81,786.
4	Recoveries of amounts treated as qualifying distributions	4	0.
5	Add lines 3 and 4	5	81,786.
6	Deduction from distributable amount (see instructions)	6	0.
7	Distributable amount as adjusted. Subtract line 6 from line 5. Enter here and on Part XIII, line 1	7	81,786.

Part XII

Qualifying Distributions (see instructions)

1	Amounts paid (including administrative expenses) to accomplish charitable, etc., purposes:		
a	Expenses, contributions, gifts, etc. - total from Part I, column (d), line 26	1a	155,192.
b	Program-related investments - total from Part IX-B	1b	0.
2	Amounts paid to acquire assets used (or held for use) directly in carrying out charitable, etc., purposes	2	
3	Amounts set aside for specific charitable projects that satisfy the:		
a	Suitability test (prior IRS approval required)	3a	
b	Cash distribution test (attach the required schedule)	3b	
4	Qualifying distributions. Add lines 1a through 3b. Enter here and on Part V, line 8, and Part XIII, line 4	4	155,192.
5	Foundations that qualify under section 4940(e) for the reduced rate of tax on net investment income. Enter 1% of Part I, line 27b	5	407.
6	Adjusted qualifying distributions. Subtract line 5 from line 4	6	154,785.

Note. The amount on line 6 will be used in Part V, column (b), in subsequent years when calculating whether the foundation qualifies for the section 4940(e) reduction of tax in those years.

Part XIII Undistributed Income (see instructions)

	(a) Corpus	(b) Years prior to 2014	(c) 2014	(d) 2015
1 Distributable amount for 2015 from Part XI, line 7				81,786.
2 Undistributed income, if any, as of the end of 2015				
a Enter amount for 2014 only			0.	
b Total for prior years:		0.		
3 Excess distributions carryover, if any, to 2015:				
a From 2010	54,467.			
b From 2011	56,436.			
c From 2012	63,885.			
d From 2013	65,387.			
e From 2014	66,742.			
f Total of lines 3a through e	306,917.			
4 Qualifying distributions for 2015 from Part XII, line 4: ► \$ 155,192.				
a Applied to 2014, but not more than line 2a			0.	
b Applied to undistributed income of prior years (Election required - see instructions)		0.		
c Treated as distributions out of corpus (Election required - see instructions)	0.			
d Applied to 2015 distributable amount				81,786.
e Remaining amount distributed out of corpus	73,406.			
5 Excess distributions carryover applied to 2015 (if an amount appears in column (d), the same amount must be shown in column (a))	0.			0.
6 Enter the net total of each column as indicated below:	380,323.			
a Corpus Add lines 3f, 4c, and 4e Subtract line 5				
b Prior years' undistributed income. Subtract line 4b from line 2b		0.		
c Enter the amount of prior years' undistributed income for which a notice of deficiency has been issued, or on which the section 4942(a) tax has been previously assessed		0.		
d Subtract line 6c from line 6b. Taxable amount - see instructions		0.		
e Undistributed income for 2014. Subtract line 4a from line 2a. Taxable amount - see instr.			0.	
f Undistributed income for 2015. Subtract lines 4d and 5 from line 1. This amount must be distributed in 2016				0.
7 Amounts treated as distributions out of corpus to satisfy requirements imposed by section 170(b)(1)(F) or 4942(g)(3) (Election may be required - see instructions)	0.			
8 Excess distributions carryover from 2010 not applied on line 5 or line 7	54,467.			
9 Excess distributions carryover to 2016. Subtract lines 7 and 8 from line 6a	325,856.			
10 Analysis of line 9:				
a Excess from 2011	56,436.			
b Excess from 2012	63,885.			
c Excess from 2013	65,387.			
d Excess from 2014	66,742.			
e Excess from 2015	73,406.			

Part XIV Private Operating Foundations (see instructions and Part VII-A, question 9) **N/A**

1 a If the foundation has received a ruling or determination letter that it is a private operating foundation, and the ruling is effective for 2015, enter the date of the ruling ▶

b Check box to indicate whether the foundation is a private operating foundation described in section 4942(j)(3) or 4942(j)(5)

	Tax year	Prior 3 years			(e) Total
	(a) 2015	(b) 2014	(c) 2013	(d) 2012	
2 a Enter the lesser of the adjusted net income from Part I or the minimum investment return from Part X for each year listed					
b 85% of line 2a					
c Qualifying distributions from Part XII, line 4 for each year listed					
d Amounts included in line 2c not used directly for active conduct of exempt activities					
e Qualifying distributions made directly for active conduct of exempt activities. Subtract line 2d from line 2c					
3 Complete 3a, b, or c for the alternative test relied upon:					
a "Assets" alternative test - enter:					
(1) Value of all assets					
(2) Value of assets qualifying under section 4942(j)(3)(B)(i)					
b "Endowment" alternative test - enter 2/3 of minimum investment return shown in Part X, line 6 for each year listed					
c "Support" alternative test - enter:					
(1) Total support other than gross investment income (interest, dividends, rents, payments on securities loans (section 512(a)(5)), or royalties)					
(2) Support from general public and 5 or more exempt organizations as provided in section 4942(j)(3)(B)(iii)					
(3) Largest amount of support from an exempt organization					
(4) Gross investment income					

Part XV Supplementary Information (Complete this part only if the foundation had \$5,000 or more in assets at any time during the year-see instructions.)

1 Information Regarding Foundation Managers:
a List any managers of the foundation who have contributed more than 2% of the total contributions received by the foundation before the close of any tax year (but only if they have contributed more than \$5,000). (See section 507(d)(2).)
NONE

b List any managers of the foundation who own 10% or more of the stock of a corporation (or an equally large portion of the ownership of a partnership or other entity) of which the foundation has a 10% or greater interest.
NONE

2 Information Regarding Contribution, Grant, Gift, Loan, Scholarship, etc., Programs:
 Check here if the foundation only makes contributions to preselected charitable organizations and does not accept unsolicited requests for funds. If the foundation makes gifts, grants, etc. (see instructions) to individuals or organizations under other conditions, complete items 2a, b, c, and d.
a The name, address, and telephone number or e-mail address of the person to whom applications should be addressed:

SEE STATEMENT 8

b The form in which applications should be submitted and information and materials they should include:

c Any submission deadlines:

d Any restrictions or limitations on awards, such as by geographical areas, charitable fields, kinds of institutions, or other factors:

Part XV **Supplementary Information** (continued)

3 Grants and Contributions Paid During the Year or Approved for Future Payment

Recipient Name and address (home or business)	If recipient is an individual, show any relationship to any foundation manager or substantial contributor	Foundation status of recipient	Purpose of grant or contribution	Amount
<p><i>a Paid during the year</i></p> <p>CHICAGO TOY & GAME FOUNDATION-6842 N. KILPATRICK AVE, LINCOLNWOOD, IL 60712</p>	NONE	POF	OTHER YOUTH DEVELOPMENT- GENERAL FUND	10,000.
<p>CYSTIC FIBROSIS GOLD COAST GUILD-3443 NORTHWEST 55TH ST, FT. LAUDERDALE, FL</p>	NONE	PUBLIC	MEDICAL RESEARCH-RESEARCH UNIT	15,000.
<p>JUNIOR ACHIEVEMENT OF SOUTH FLORIDA 2335 E. ATLANTIC BLVD. #200 POMPANO BEACH, FL 33062</p>	NONE	PUBLIC	EDUCATION-GENERAL FUND	30,000.
<p>LINCOLNWOOD POLICE FOUNDATION 6900 N. LINCOLN AVE. LINCOLNWOOD, IL 60712</p>	NONE	PUBLIC	EDUCATION & PUBLIC SAFETY-GENERAL FUND	5,000.
<p>MENTAL HEALTH ASSOCIATION OF BROWARD COUNTY 7145 WEST OAKLAND PARK BLVD LAUDERHILL, FL 33313</p>	NONE	PUBLIC	MENTAL HEALTH-GENERAL FUND	20,000.
<p>Total SEE CONTINUATION SHEET(S) ▶ 3a</p>				150,000.
<p><i>b Approved for future payment</i></p> <p>NONE</p>				
<p>Total ▶ 3b</p>				0.

Part XV Supplementary Information

3 Grants and Contributions Paid During the Year (Continuation)

Recipient Name and address (home or business)	If recipient is an individual, show any relationship to any foundation manager or substantial contributor	Foundaton status of recipient	Purpose of grant or contribution	Amount
MIDWEST PALLIATIVE & HOSPICE CARE CTR-2050 CLAIRE COURT, GLENVIEW, IL 60025	NONE	PUBLIC	MEDICAL-TERMINALLY ILL	10,000.
MOBILE CARE FOUNDATION-321 N. LOOMIS, STE 202, CHICAGO, IL 60607	NONE	PUBLIC	MEDICAL CARE AND EDUCATION-GENERAL FUND	10,000.
MUSIC INSTITUTE OF CHICAGO, 517 GREEN BAY ROAD, WILMETTE, IL 60091	NONE	PUBLIC	EDUCATION-GENERAL FUND	10,000.
NORTH SHORE UNIVERSITY HEALTH SYSTEM FOUNDATION 1033 UNIVERSITY PLACE-#450 EVANSTON, IL 60201	NONE	PUBLIC	MEDICAL-REHABILITATION UNIT	10,000.
RAVINIA FESTIVAL INC.-418 SHERIDAN ROAD, HIGHLAND PARK, IL 60035	NONE	PUBLIC	CULTURAL ARTS-ANNUAL FUND	10,000.
TULANE UNIVERSITY SCHOOL OF MEDICINE-1430 TULANE AVE, NEW ORLEANS, LA 70112	NONE	PUBLIC	EDUCATION-GENERAL FUND	10,000.
HUMANE SOCIETY OF BROWARD COUNTY-2070 GRIFFIN RD, FT LAUDERDALE, FL 33312	NONE	PUBLIC	ANIMAL PROTECTION AND WELFARE-GENERAL FUND	10,000.
Total from continuation sheets				70,000.

FORM 990-PF	LEGAL FEES			STATEMENT 1
DESCRIPTION	(A) EXPENSES PER BOOKS	(B) NET INVEST- MENT INCOME	(C) ADJUSTED NET INCOME	(D) CHARITABLE PURPOSES
TEWS, THEISEN & THEISEN-LEGAL SERVICES INCLUDING FNDN MANAGEMENT	10,700.	8,025.		2,675.
TO FM 990-PF, PG 1, LN 16A	10,700.	8,025.		2,675.

FORM 990-PF	ACCOUNTING FEES			STATEMENT 2
DESCRIPTION	(A) EXPENSES PER BOOKS	(B) NET INVEST- MENT INCOME	(C) ADJUSTED NET INCOME	(D) CHARITABLE PURPOSES
LEVINE KILCOYNE SMITH LLP-PREPARATION OF ACCOUNTING RECORDS & WORKSHEETS, FORM 990-PF FOR STATE & FED FILING & SUNDRY CONSULTATION	10,070.	7,553.		2,517.
	0.	0.		0.
TO FORM 990-PF, PG 1, LN 16B	10,070.	7,553.		2,517.

FORM 990-PF	OTHER PROFESSIONAL FEES			STATEMENT 3
DESCRIPTION	(A) EXPENSES PER BOOKS	(B) NET INVEST- MENT INCOME	(C) ADJUSTED NET INCOME	(D) CHARITABLE PURPOSES
JPMORGAN CHASE BANK - INVESTMENT MANAGEMENT SERVICES	13,490.	13,490.		0.
TO FORM 990-PF, PG 1, LN 16C	13,490.	13,490.		0.

FORM 990-PF

TAXES

STATEMENT 4

DESCRIPTION	(A) EXPENSES PER BOOKS	(B) NET INVEST- MENT INCOME	(C) ADJUSTED NET INCOME	(D) CHARITABLE PURPOSES
2015 FOREIGN TAX PAID	379.	379.		0.
TO FORM 990-PF, PG 1, LN 18	379.	379.		0.

FORM 990-PF

CORPORATE STOCK

STATEMENT 5

DESCRIPTION	BOOK VALUE	FAIR MARKET VALUE
SEE SCHEDULE ATTACHED	1,095,321.	1,210,136.
TOTAL TO FORM 990-PF, PART II, LINE 10B	1,095,321.	1,210,136.

FORM 990-PF

OTHER INVESTMENTS

STATEMENT 6

DESCRIPTION	VALUATION METHOD	BOOK VALUE	FAIR MARKET VALUE
SEE SCHEDULE ATTACHED	COST	157,527.	149,092.
TOTAL TO FORM 990-PF, PART II, LINE 13		157,527.	149,092.

FORM 990-PF

OTHER ASSETS

STATEMENT 7

DESCRIPTION	BEGINNING OF YR BOOK VALUE	END OF YEAR BOOK VALUE	FAIR MARKET VALUE
DIVIDENDS RECEIVABLE	709.	558.	558.
INVESTMENT COST ADJUSTMENT-RETURN OF CAPITAL	<1,836.>	<1,638.>	<1,638.>
TO FORM 990-PF, PART II, LINE 15	<1,127.>	<1,080.>	<1,080.>

A.D. JOHNSON FOUNDATION

36-6124270

FORM 990-PF

PART XV - SUPPLEMENTARY INFORMATION

LINE 2(d) - RESTRICTIONS OR LIMITATIONS ON AWARDS

The Articles of Incorporation of the A.D. Johnson Foundation provide in part as follows:

The purpose or purposes for which the corporation is organized are:

To distribute funds at one time, or from time to time exclusively in aid of such religious, charitable, scientific, literary or educational purposes or for the prevention of cruelty to children or animals as shall be in furtherance of the public welfare and tend to promote the well-being of mankind, provided, however, that such distributions of said principal or net income thereof or both shall only be made if all of the following conditions are fulfilled:

(a) Distributions may be made only to organizations, each of which shall be a corporation, trust or community chest, fund or foundation, (i) created or organized in the United States or in any possession thereof or under the law of the United States or of any State or Territory or of any possession of the United States, (ii) organized and operated exclusively for religious, charitable, scientific, literary or educational purposes, or for the prevention of cruelty to children or animals, (iii) no part of the net earnings of which inures to the benefit of any private shareholder or individual; (iv) and no substantial part of the activities of which are carrying on propaganda, or otherwise attempting to influence legislation



Capital Gain and Loss Schedule
A D JOHNSON FOUNDATION PCIAA
 Account Number. V 19076-00-5

Short-Term Covered

* Code W indicates Wash Sale
 L indicates a Nondeductible Loss other than a Wash Sale
 ** Ordinary Income D indicates Ordinary Income gain or loss
 F indicates Foreign Exchange gain or loss on Capital transactions

Description	CUSIP	Code*	Date Acquired Date Sold	Units	Proceeds	Cost or Other Basis	Adjustments to gain or loss	Gain or Loss Ordinary Income**
ABERDEEN ASIA-PAC XJ-INST EQUITY FUND - INSTITUTIONAL SERVICE SHARES	003021698		Various 08/07/2015	2,059.291	22,693.39	24,337.10		-1,643.71
ABERDEEN ASIA-PAC XJ-INST EQUITY FUND - INSTITUTIONAL SERVICE SHARES	003021698		02/06/2015 08/21/2015	497.212	5,031.79	5,817.38		-785.59
ALCOA INC	013817101		09/10/2014 03/16/2015	2.000	26.48	34.26		-7.78
ALCOA INC	013817101		09/10/2014 03/16/2015	40.000	529.23	685.13		-155.90
ALCOA INC	013817101		09/10/2014 03/17/2015	4.000	52.31	68.51		-16.20
ALCOA INC	013817101		09/10/2014 03/18/2015	1.000	13.09	17.13		-4.04
ALCOA INC	013817101		09/10/2014 03/18/2015	4.000	52.51	68.52		-16.01
ALCOA INC	013817101		09/10/2014 03/18/2015	2.000	26.24	34.26		-8.02
ALCOA INC	013817101		09/10/2014 03/18/2015	5.000	65.51	85.59		-20.08
ALCOA INC	013817101		Various 03/18/2015	15.000	197.09	256.36		-59.27
ALCOA INC	013817101		09/11/2014 03/18/2015	1.000	13.27	17.07		-3.80
ALCOA INC	013817101		09/11/2014 03/18/2015	9.000	118.81	153.60		-34.79



Capital Gain and Loss Schedule

A D JOHNSON FOUNDATION PCIAA

Account Number: V 19076-00-5

Short-Term Covered

* Code W indicates Wash Sale

L indicates a Nondeductible Loss other than a Wash Sale

** Ordinary Income D indicates Ordinary Income gain or loss

F indicates Foreign Exchange gain or loss on Capital transactions

Description	CUSIP	Code*	Date Acquired		Units	Proceeds	Cost or Other Basis	Adjustments to gain or loss	Gain or Loss Ordinary Income**
			Date Sold						
ALCOA INC	013817101		09/11/2014	03/18/2015	5.000	65.76	84.87		-19.11
ALCOA INC	013817101		Various	03/18/2015	10.000	133.16	164.46		-31.30
ALCOA INC	013817101		10/31/2014	03/19/2015	1.000	13.11	16.36		-3.25
ALCOA INC	013817101		10/31/2014	03/19/2015	1.000	13.14	16.36		-3.22
ALCOA INC	013817101		10/31/2014	03/19/2015	3.000	38.85	49.08		-10.23
ALCOA INC	013817101		10/31/2014	03/19/2015	1.000	12.83	16.36		-3.53
ALCOA INC	013817101		10/31/2014	03/19/2015	2.000	25.96	32.72		-6.76
ALCOA INC	013817101		Various	03/19/2015	3.000	38.52	49.03		-10.51
ALCOA INC	013817101		09/16/2014	03/19/2015	4.000	52.14	65.22		-13.08
ALCOA INC	013817101		09/16/2014	03/19/2015	1.000	12.86	16.30		-3.44
ALCOA INC	013817101		09/16/2014	03/19/2015	1.000	12.98	16.30		-3.32
ALCOA INC	013817101		09/16/2014	03/20/2015	1.000	12.98	16.30		-3.32
ALCOA INC	013817101		09/16/2014	03/20/2015	2.000	26.06	32.61		-6.55



Capital Gain and Loss Schedule

A D JOHNSON FOUNDATION PCIAA

Account Number: V 19076-00-5

Short-Term Covered

* Code W indicates Wash Sale
 L indicates a Nondeductible Loss other than a Wash Sale
 ** Ordinary Income D indicates Ordinary Income gain or loss
 F indicates Foreign Exchange gain or loss on Capital Transactions

Description	CUSIP	Code*	Date Acquired Date Sold	Units	Proceeds	Cost or Other Basis	Adjustments to gain or loss	Gain or Loss Ordinary Income**
ALCOA INC	013817101		09/16/2014 03/20/2015	1.000	13.02	16.30		-3.28
ALCOA INC	013817101		09/16/2014 03/20/2015	1.000	13.01	16.30		-3.29
ALCOA INC	013817101		09/16/2014 03/20/2015	3.000	38.90	48.91		-10.01
ALCOA INC	013817101		09/16/2014 03/20/2015	2.000	26.07	32.61		-6.54
ALCOA INC	013817101		09/16/2014 03/20/2015	2.000	25.96	32.61		-6.65
ALCOA INC	013817101		09/16/2014 03/20/2015	2.000	25.94	32.61		-6.67
ALCOA INC	013817101		09/16/2014 03/20/2015	2.000	25.94	32.61		-6.67
ALCOA INC	013817101		09/16/2014 03/20/2015	1.000	12.97	16.31		-3.34
ALCOA INC	013817101		09/16/2014 03/23/2015	2.000	25.94	32.61		-6.67
ALCOA INC	013817101		09/16/2014 03/23/2015	6.000	78.36	97.82		-19.46
ALCOA INC	013817101		Various 03/23/2015	4.000	52.37	64.99		-12.62
ALCOA INC	013817101		10/30/2014 03/23/2015	4.000	52.21	64.92		-12.71
ALCOA INC	013817101		10/30/2014 03/23/2015	2.000	26.13	32.46		-6.33



Capital Gain and Loss Schedule

A D JOHNSON FOUNDATION PCIAA

Account Number V 19076-00-5

Short-Term Covered

* Code W indicates Wash Sale

L indicates a Nondeductible Loss other than a Wash Sale

** Ordinary Income D indicates Ordinary Income gain or loss

F indicates Foreign Exchange gain or loss on Capital Transactions

Description	CUSIP	Code*	Date Acquired		Units	Proceeds	Cost or Other Basis	Adjustments to gain or loss	Gain or Loss Ordinary Income**
			Date Sold						
ALCOA INC	013817101		10/30/2014	03/23/2015	5,000	65.26	81.15		-15.89
ALCOA INC	013817101		10/30/2014	03/24/2015	1,000	13.04	16.23		-3.19
ALCOA INC	013817101		10/30/2014	03/24/2015	5,000	65.18	81.14		-15.96
ANADARKO PETROLEUM CORP	032511107		01/08/2015	12/09/2015	1,000	50.57	78.58		-28.01
ANADARKO PETROLEUM CORP	032511107		01/08/2015	12/09/2015	1,000	51.50	78.57		-27.07
ANADARKO PETROLEUM CORP	032511107		01/08/2015	12/10/2015	1,000	51.91	78.57		-26.66
ANADARKO PETROLEUM CORP	032511107		01/08/2015	12/10/2015	1,000	50.94	78.58		-27.64
ANADARKO PETROLEUM CORP	032511107		01/08/2015	12/10/2015	2,000	102.50	157.15		-54.65
ANADARKO PETROLEUM CORP	032511107		01/08/2015	12/10/2015	2,000	102.36	157.15		-54.79
AUTOZONE INC	053332102		03/11/2015	05/13/2015	1,000	681.03	645.41		35.62
AUTOZONE INC	053332102		03/11/2015	05/15/2015	1,000	687.60	645.14		42.46
BIOMARIN PHARMACEUTICAL INC	09061G101		08/11/2015	09/29/2015	6,000	580.84	813.65		-232.81
CABOT OIL & GAS CORP CL A	127097103		05/15/2015	07/30/2015	3,000	78.02	106.19		-28.17



Capital Gain and Loss Schedule

A D JOHNSON FOUNDATION PCIAA

Account Number. V 19076-00-5

Short-Term Covered

* Code W indicates Wash Sale

L indicates a Nondeductible Loss other than a Wash Sale

** Ordinary Income D indicates Ordinary Income gain or loss

F indicates Foreign Exchange gain or loss on Capital transactions

Description	CUSIP	Code*	Date Acquired Date Sold	Units	Proceeds	Cost or Other Basis	Adjustments to gain or loss	Gain or Loss Ordinary Income**
CABOT OIL & GAS CORP CL A	127097103		Various 07/30/2015	5,000	129.96	176.90		-46.94
CABOT OIL & GAS CORP CL A	127097103		Various 07/30/2015	22,000	571.94	776.19		-204.25
CABOT OIL & GAS CORP CL A	127097103		05/18/2015 07/30/2015	3,000	77.82	105.36		-27.54
CHARTER COMMUNICATIONS INC	16117M305		Various 04/24/2015	4,000	730.19	656.95		73.24
CHEMOURS COMPANY	163851108		Various 07/15/2015	5,000	65.84	100.39		-34.55
CHEVRON CORP	166764100		Various 12/07/2015	8,000	698.64	751.68		-53.04
CITIGROUP INC NEW	172967424		12/05/2014 03/19/2015	3,000	157.48	168.07		-10.59
CITIGROUP INC NEW	172967424		12/05/2014 03/19/2015	7,000	367.42	392.16		-24.74
CITIGROUP INC NEW	172967424		12/05/2014 03/19/2015	1,000	52.50	56.03		-3.53
CITIGROUP INC NEW	172967424		12/05/2014 03/19/2015	1,000	52.49	56.02		-3.53
CONCHO RESOURCES INC	20605P101		04/09/2015 07/27/2015	8,000	800.38	977.57		-177.19
CONSTELLATION BRANDS INC A	21036P108		Various 06/22/2015	11,000	1,315.59	984.40		331.19
CONSTELLATION BRANDS INC A	21036P108		Various 06/22/2015	2,000	239.22	175.45		63.77



Capital Gain and Loss Schedule

A D JOHNSON FOUNDATION PCIAA
Account Number V 19076-00-5

Short-Term Covered

* Code W indicates Wash Sale
L indicates a Nondeductible Loss other than a Wash Sale
** Ordinary Income D indicates Ordinary Income gain or loss
F indicates Foreign Exchange gain or loss on Capital transactions

Description	CUSIP	Code*	Date Acquired		Units	Proceeds	Cost or Other Basis	Adjustments to gain or loss	Gain or Loss Ordinary Income**
			Date Sold						
CONSTELLATION BRANDS INC A	21036P108		10/23/2014		1,000	119.53	87.52		32.01
			06/23/2015						
CONSTELLATION BRANDS INC A	21036P108		10/20/2014		1,000	119.51	84.98		34.53
			06/23/2015						
CONSTELLATION BRANDS INC A	21036P108		10/20/2014		1,000	119.45	84.84		34.61
			06/23/2015						
CONSTELLATION BRANDS INC A	21036P108		10/17/2014		1,000	119.47	84.03		35.44
			06/23/2015						
CREDIT SUISSE COMM RET ST-I	22544R305		Various		5,799.901	27,143.54	34,074.00		-6,930.46
			11/20/2015						
CROWN HOLDINGS INC	228368106		04/09/2015		1,000	49.65	55.25		-5.60
			12/11/2015						
CROWN HOLDINGS INC	228368106		04/21/2015		1,000	49.43	54.73		-5.30
			12/15/2015						
CROWN HOLDINGS INC	228368106		04/17/2015		1,000	49.33	54.72		-5.39
			12/15/2015						
CROWN HOLDINGS INC	228368106		04/22/2015		1,000	49.67	54.65		-4.98
			12/16/2015						
CROWN HOLDINGS INC	228368106		03/18/2015		1,000	49.22	53.25		-4.03
			12/16/2015						
CROWN HOLDINGS INC	228368106		Various		2,000	97.05	106.00		-8.95
			12/18/2015						
CROWN HOLDINGS INC	228368106		03/25/2015		1,000	49.04	52.23		-3.19
			12/21/2015						
CROWN HOLDINGS INC	228368106		02/18/2015		1,000	49.43	51.66		-2.23
			12/22/2015						



Capital Gain and Loss Schedule

A D JOHNSON FOUNDATION PCIAA
Account Number: V 19076-00-5

Short-Term Covered

* Code W indicates Wash Sale
L indicates a Nondeductible Loss other than a Wash Sale
** Ordinary Income D indicates Ordinary Income gain or loss
F indicates Foreign Exchange gain or loss on Capital transactions

Description	CUSIP	Code*	Date Acquired Date Sold	Units	Proceeds	Cost or Other Basis	Adjustments to gain or loss	Gain or Loss Ordinary Income**
CROWN HOLDINGS INC	228368106		02/18/2015 12/22/2015	1.000	49.39	51.66		-2.27
CROWN HOLDINGS INC	228368106		02/18/2015 12/23/2015	1.000	50.48	51.67		-1.19
CROWN HOLDINGS INC	228368106		02/18/2015 12/28/2015	1.000	50.99	51.66		-.67
CROWN HOLDINGS INC	228368106		03/17/2015 12/28/2015	1.000	50.65	51.04		-.39
CROWN HOLDINGS INC	228368106		02/18/2015 12/28/2015	2.000	101.59	101.65		-.06
CROWN HOLDINGS INC	228368106		02/18/2015 12/29/2015	1.000	51.69	50.83		.86
CROWN HOLDINGS INC	228368106		02/18/2015 12/29/2015	1.000	51.24	50.82		.42
CROWN HOLDINGS INC	228368106		02/13/2015 12/31/2015	1.000	50.83	50.31		.52
DOMINION RESOURCES INC VA	25746U109		Various 01/14/2015	18.000	1,370.35	1,262.97		107.38
DOMINION RESOURCES INC VA	25746U109		03/14/2014 01/14/2015	2.000	152.59	139.50		13.09
DOMINION RESOURCES INC VA	25746U109		03/14/2014 01/14/2015	1.000	75.76	69.70		6.06
DOMINION RESOURCES INC VA	25746U109		Various 01/14/2015	2.000	152.51	138.77		13.74
E I DU PONT DE NEMOURS & CO	263534109		Various 03/31/2015	13.000	931.47	948.31		-16.84



Capital Gain and Loss Schedule
A D JOHNSON FOUNDATION PCIAA
 Account Number: V 19076-00-5

Short-Term Covered

* Code W indicates Wash Sale
 L indicates a Nondeductible Loss other than a Wash Sale
 ** Ordinary Income D indicates Ordinary Income gain or loss
 F indicates Foreign Exchange gain or loss on Capital transactions

Description	CUSIP	Code*	Date Acquired Date Sold	Units	Proceeds	Cost or Other Basis	Adjustments to gain or loss	Gain or Loss Ordinary Income**
E I DU PONT DE NEMOURS & CO	263534109		10/07/2014 09/03/2015	3,000	152.14	196.77		-44.63
E I DU PONT DE NEMOURS & CO	263534109		10/07/2014 09/04/2015	1,000	49.68	65.59		-15.91
E I DU PONT DE NEMOURS & CO	263534109		10/07/2014 09/04/2015	1,000	49.38	65.59		-16.21
E I DU PONT DE NEMOURS & CO	263534109		10/07/2014 09/04/2015	1,000	49.02	65.58		-16.56
E I DU PONT DE NEMOURS & CO	263534109		10/31/2014 09/04/2015	1,000	49.03	65.44		-16.41
E I DU PONT DE NEMOURS & CO	263534109		10/31/2014 09/08/2015	1,000	49.42	65.44		-16.02
E I DU PONT DE NEMOURS & CO	263534109		10/31/2014 09/08/2015	1,000	49.50	65.38		-15.88
E I DU PONT DE NEMOURS & CO	263534109		10/31/2014 09/08/2015	1,000	49.58	65.38		-15.80
E I DU PONT DE NEMOURS & CO	263534109		10/31/2014 09/09/2015	1,000	49.48	65.34		-15.86
E I DU PONT DE NEMOURS & CO	263534109		10/08/2014 09/10/2015	1,000	48.49	65.23		-16.74
E I DU PONT DE NEMOURS & CO	263534109		10/31/2014 09/10/2015	1,000	48.59	65.22		-16.63
E I DU PONT DE NEMOURS & CO	263534109		10/31/2014 09/11/2015	2,000	96.59	130.44		-33.85
ELI LILLY & CO	532457108		Various 10/22/2015	9,000	691.97	799.04		-107.07



Capital Gain and Loss Schedule

A D JOHNSON FOUNDATION PCIAA

Account Number V 19076-00-5

Short-Term Covered

* Code W indicates Wash Sale
 L indicates a Nondeductible Loss other than a Wash Sale
 ** Ordinary Income D indicates Ordinary Income gain or loss
 F indicates Foreign Exchange gain or loss on Capital transactions

Description	CUSIP	Code*	Date Acquired		Units	Proceeds	Cost or Other Basis	Adjustments to gain or loss	Gain or Loss Ordinary Income**
			Date Sold						
EXXON MOBIL CORP	30231G102		07/30/2015		24.000	1,751.52	1,993.25		-241.73
			09/15/2015						
FACEBOOK INC-A	30303M102		04/27/2015		8.000	830.65	659.75		170.90
			10/30/2015						
FACEBOOK INC-A	30303M102		04/27/2015		1.000	102.70	82.47		20.23
			10/30/2015						
FLOWSERVE CORP	34354P105		Various		4.000	221.40	309.59		-88.19
			01/16/2015						
FLOWSERVE CORP	34354P105		06/18/2014		5.000	277.25	383.95		-106.70
			01/16/2015						
FLOWSERVE CORP	34354P105		06/18/2014		6.000	331.80	460.73		-128.93
			01/16/2015						
FLOWSERVE CORP	34354P105		06/18/2014		4.000	221.06	307.16		-86.10
			01/16/2015						
GENERAL MOTORS CO	37045V100		07/21/2014		8.000	279.35	299.67		-20.32
			05/07/2015						
GENERAL MOTORS CO	37045V100		07/21/2014		5.000	174.39	187.29		-12.90
			05/07/2015						
GENERAL MOTORS CO	37045V100		10/20/2014		1.000	33.21	30.32		2.89
			06/29/2015						
GENERAL MOTORS CO	37045V100		10/20/2014		1.000	33.23	30.32		2.91
			06/30/2015						
GENERAL MOTORS CO	37045V100		10/20/2014		1.000	33.15	30.32		2.83
			06/30/2015						
GOTHAM ABSOLUTE RETURN FUND	360873137		12/19/2014		46.878	609.89	648.32		-38.43
			11/05/2015						



Capital Gain and Loss Schedule

A D JOHNSON FOUNDATION PCIAA

Account Number: V 19076-00-5

Short-Term Covered

* Code W indicates Wash Sale

L indicates a Nondeductible Loss other than a Wash Sale

** Ordinary Income D indicates Ordinary Income gain or loss

F indicates Foreign Exchange gain or loss on Capital transactions

Description	CUSIP	Code*	Date Acquired Date Sold	Units	Proceeds	Cost or Other Basis	Adjustments to gain or loss	Gain or Loss Ordinary Income**
HALLIBURTON CO	406216101		03/06/2015 07/15/2015	57.000	2,357.43	2,416.19		-58.76
HERSHEY CO/THE	427866108		02/27/2015 10/28/2015	1.000	88.24	104.07		-15.83
HERSHEY CO/THE	427866108		02/27/2015 10/28/2015	1.000	88.31	104.07		-15.76
HERSHEY CO/THE	427866108		Various 10/29/2015	5.000	443.37	519.23		-75.86
HERSHEY CO/THE	427866108		02/26/2015 10/30/2015	1.000	89.23	103.70		-14.47
HERSHEY CO/THE	427866108		02/26/2015 10/30/2015	1.000	88.97	103.70		-14.73
HERSHEY CO/THE	427866108		02/26/2015 11/02/2015	2.000	175.69	207.39		-31.70
HERSHEY CO/THE	427866108		02/26/2015 11/06/2015	1.000	86.04	103.69		-17.65
HEWLETT PACKARD ENTERPRISE CO	42824C109		10/02/2015 12/02/2015	47.000	701.86	645.51		56.35
HSBC FDS	40428X156		01/07/2015 11/09/2015	2,977.015	30,365.55	30,425.09		-59.54
HUMANA INC	444859102		Various 07/22/2015	4.000	742.96	728.23		14.73
HUMANA INC	444859102		03/19/2015 07/22/2015	3.000	557.93	543.43		14.50
HUMANA INC	444859102		03/19/2015 10/22/2015	1.000	165.14	181.14		-16.00



Capital Gain and Loss Schedule

A D JOHNSON FOUNDATION PCIAA
Account Number: V 19076-00-5

Short-Term Covered

* Code W indicates Wash Sale
L indicates a Nondeductible Loss other than a Wash Sale
** Ordinary Income D indicates Ordinary Income gain or loss
F indicates Foreign Exchange gain or loss on Capital transactions

Description	CUSIP	Code*	Date Acquired Date Sold	Units	Proceeds	Cost or Other Basis	Adjustments to gain or loss	Gain or Loss Ordinary Income**
HUMANA INC	444859102		03/19/2015 10/22/2015	1,000	164.64	180.08		-15.44
INVESCO LTD	G491BT108		12/17/2014 11/10/2015	2,000	66.15	78.46		-12.31
INVESCO LTD	G491BT108		12/17/2014 11/10/2015	1,000	32.99	39.23		-6.24
INVESCO LTD	G491BT108		12/17/2014 11/10/2015	3,000	98.20	117.27		-19.07
INVESCO LTD	G491BT108		12/17/2014 11/10/2015	8,000	263.70	310.35		-46.65
INVESCO LTD	G491BT108		12/17/2014 11/11/2015	3,000	100.32	116.37		-16.05
INVESCO LTD	G491BT108		12/17/2014 11/11/2015	6,000	200.34	232.74		-32.40
INVESCO LTD	G491BT108		12/17/2014 11/11/2015	1,000	33.37	38.78		-5.41
JPM CORE BD FD - SEL	4812C0381		12/15/2014 08/27/2015	13,187	154.03	155.62		-1.59
JPM EQ INC FD - SEL	4812C0498		12/15/2014 01/07/2015	51,505	725.19	716.45		8.74
JPM GLBL RES ENH INDEX FD - SEL	46637K513		Various 11/04/2015	687,937	12,836.90	12,403.27		433.63
JPM MID CAP GRWTH FD - SEL	4812C1710		12/15/2014 11/04/2015	106,303	3,141.25	2,890.41		250.84
JPM SHORT DURATION BD FD - SEL	4812C1330		12/15/2014 08/27/2015	3,753	40.83	40.91		-.08



Capital Gain and Loss Schedule

A D JOHNSON FOUNDATION PCIAA
Account Number V 19076-00-5

Short-Term Covered

* Code W indicates Wash Sale
L indicates a Nondeductible Loss other than a Wash Sale
** Ordinary Income D indicates Ordinary Income gain or loss
F indicates Foreign Exchange gain or loss on Capital transactions

Description	CUSIP	Code*	Date Acquired Date Sold	Units	Proceeds	Cost or Other Basis	Adjustments to gain or loss	Gain or Loss Ordinary Income**
KLA-TENCOR CORP	482480100		Various 02/13/2015	14.000	892.81	1,023.27		-130.46
KLA-TENCOR CORP	482480100		08/01/2014 02/13/2015	1.000	63.96	67.10		-3.14
KLA-TENCOR CORP	482480100		07/31/2014 02/17/2015	3.000	191.37	200.88		-9.51
KLA-TENCOR CORP	482480100		07/31/2014 05/29/2015	3.000	178.88	199.48		-20.60
L-3 COMMUNICATIONS HOLDINGS INC	502424104		Various 08/14/2015	8.000	922.21	1,030.27		-108.06
MATTHEWS PACIFIC TIGER FD-IS	577130834		12/12/2014 08/24/2015	48.809	1,136.27	1,290.50		-154.23
MCKESSON CORP	58155Q103		07/22/2015 10/06/2015	1.000	185.76	234.93		-49.17
MCKESSON CORP	58155Q103		07/22/2015 10/06/2015	1.000	183.44	234.93		-51.49
MCKESSON CORP	58155Q103		07/22/2015 10/06/2015	1.000	184.42	234.93		-50.51
MCKESSON CORP	58155Q103		07/22/2015 10/07/2015	1.000	184.25	234.93		-50.68
MCKESSON CORP	58155Q103		07/22/2015 10/08/2015	1.000	184.67	234.93		-50.26
MCKESSON CORP	58155Q103		07/22/2015 10/08/2015	1.000	185.26	234.79		-49.53
MCKESSON CORP	58155Q103		07/22/2015 10/08/2015	1.000	186.32	234.79		-48.47



Capital Gain and Loss Schedule

A D JOHNSON FOUNDATION PCIAA

Account Number V 19076-00-5

Short-Term Covered

* Code W indicates Wash Sale

L indicates a Nondeductible Loss other than a Wash Sale

** Ordinary Income D indicates Ordinary Income gain or loss

F indicates Foreign Exchange gain or loss on Capital transactions

Description	CUSIP	Code*	Date Acquired		Units	Proceeds	Cost or Other Basis	Adjustments to gain or loss	Gain or Loss Ordinary Income**
			Date Sold	Date Sold					
MCKESSON CORP	58155Q103		07/23/2015	10/08/2015	1.000	186.32	233.95		-47.63
MCKESSON CORP	58155Q103		04/28/2015	10/09/2015	1.000	187.24	228.53		-41.29
MCKESSON CORP	58155Q103		05/12/2015	10/09/2015	2.000	378.47	456.81		-78.34
MCKESSON CORP	58155Q103		05/12/2015	10/13/2015	1.000	192.57	228.41		-35.84
MCKESSON CORP	58155Q103		Various	12/02/2015	3.000	570.16	684.98		-114.82
MERCK AND CO INC	58933Y105		Various	03/12/2015	11.000	616.27	682.15		-65.88
MERCK AND CO INC	58933Y105		09/09/2014	06/18/2015	11.000	645.56	668.77		-23.21
MERCK AND CO INC	58933Y105		09/09/2014	07/02/2015	2.000	115.39	121.60		-6.21
MFS INTL VALUE-I	55273E822		12/18/2014	11/04/2015	21.140	781.96	722.12		59.84
MOSAIC CO/THE	61945C103		Various	11/09/2015	19.000	615.93	863.16		-247.23
NEXTERA ENERGY INC	65339F101		01/14/2015	12/02/2015	6.000	588.67	641.18		-52.51
OAKMARK INTERNATIONAL FD-I	413838202		12/22/2014	01/07/2015	51.155	1,146.38	1,206.25		-59.87
PACCAR INC	693718108		09/11/2014	07/30/2015	7.000	452.65	424.36		28.29



Capital Gain and Loss Schedule

A D JOHNSON FOUNDATION PCIAA

Account Number: V 19076-00-5

Short-Term Covered

* Code W indicates Wash Sale

L indicates a Nondeductible Loss other than a Wash Sale

** Ordinary Income D indicates Ordinary Income gain or loss

F indicates Foreign Exchange gain or loss on Capital transactions

Description	CUSIP	Code*	Date Acquired Date Sold	Units	Proceeds	Cost or Other Basis	Adjustments to gain or loss	Gain or Loss Ordinary Income**
PALL CORP	696429307		Various 05/13/2015	9,000	1,115.78	921.04		194.74
PALL CORP	696429307		Various 05/14/2015	14,000	1,734.01	1,407.94		326.07
PFIZER INC	717081103		Various 11/23/2015	35,000	1,094.57	1,233.20		-138.63
PFIZER INC	717081103		03/31/2015 11/23/2015	14,000	437.16	488.64		-51.48
PHILLIPS 66	718546104		04/10/2015 12/15/2015	9,000	736.44	703.80		32.64
PIMCO COMMODITYPL STRAT-P	72201P167		01/07/2015 04/14/2015	2,249.793	16,783.46	16,445.99		337.47
PIONEER NATURAL RESOURCES CO	723787107		04/09/2015 07/27/2015	6,000	731.71	1,048.74		-317.03
SBA COMMUNICATIONS CORP-CL A	78388J106		03/11/2015 12/11/2015	1,000	102.47	120.11		-17.64
SBA COMMUNICATIONS CORP-CL A	78388J106		03/11/2015 12/11/2015	2,000	203.54	240.23		-36.69
SBA COMMUNICATIONS CORP-CL A	78388J106		Various 12/11/2015	6,000	609.50	720.43		-110.93
SBA COMMUNICATIONS CORP-CL A	78388J106		Various 12/11/2015	6,000	608.17	720.19		-112.02
SBA COMMUNICATIONS CORP-CL A	78388J106		03/11/2015 12/14/2015	1,000	100.98	119.97		-18.99
SCHLUMBERGER LTD	806857108		12/17/2014 03/06/2015	2,000	166.45	167.80		-1.35



Capital Gain and Loss Schedule

A D JOHNSON FOUNDATION PCIAA
Account Number V 19076-00-5

Short-Term Covered

* Code W indicates Wash Sale
L indicates a Nondeductible Loss other than a Wash Sale
** Ordinary Income D indicates Ordinary Income gain or loss
F indicates Foreign Exchange gain or loss on Capital transactions

Description	CUSIP	Code*	Date Acquired Date Sold	Units	Proceeds	Cost or Other Basis	Adjustments to gain or loss	Gain or Loss Ordinary Income**
SCHLUMBERGER LTD	806857108		12/17/2014 03/06/2015	5.000	415.47	419.50		-4.03
SCHWAB CHARLES CORP	808513105		06/18/2015 09/14/2015	7.000	210.11	231.12		-21.01
SCHWAB CHARLES CORP	808513105		Various 09/14/2015	35.000	1,054.96	1,100.51		-45.55
SCHWAB CHARLES CORP	808513105		Various 09/14/2015	7.000	210.07	210.86		-79
SPDR S&P 500 ETF TRUST	78462F103		02/06/2015 11/04/2015	129.000	27,090.14	26,507.58		582.56
THE MOSAIC COMPANY	61945C103		02/13/2015 06/12/2015	1.000	44.80	52.34		-7.54
THE MOSAIC COMPANY	61945C103		02/13/2015 06/12/2015	1.000	44.65	52.34		-7.69
THE MOSAIC COMPANY	61945C103		02/13/2015 06/12/2015	1.000	44.44	52.35		-7.91
THE MOSAIC COMPANY	61945C103		02/13/2015 06/12/2015	2.000	88.81	104.69		-15.88
THE MOSAIC COMPANY	61945C103		02/13/2015 06/15/2015	1.000	44.55	52.34		-7.79
THE MOSAIC COMPANY	61945C103		02/13/2015 06/15/2015	1.000	44.43	52.27		-7.84
THE MOSAIC COMPANY	61945C103		02/13/2015 06/16/2015	1.000	44.51	52.27		-7.76
THE MOSAIC COMPANY	61945C103		02/13/2015 06/16/2015	1.000	44.57	52.28		-7.71

Capital Gain and Loss Schedule

A D JOHNSON FOUNDATION PCIAA
Account Number: V 19076-00-5

Short-Term Covered

* Code W indicates Wash Sale
L indicates a Nondeductible Loss other than a Wash Sale
** Ordinary Income D indicates Ordinary Income gain or loss
F indicates Foreign Exchange gain or loss on Capital Transactions

Description	CUSIP	Code*	Date Acquired Date Sold	Units	Proceeds	Cost or Other Basis	Adjustments to gain or loss	Gain or Loss Ordinary Income**
THE MOSAIC COMPANY	61945C103		02/13/2015 06/17/2015	1.000	44.55	52.27		-7.72
TIFFANY & CO	886547108		Various 08/14/2015	16.000	1,444.31	1,415.40		28.91
TIFFANY & CO	886547108		05/07/2015 08/17/2015	3.000	269.89	263.75		6.14
UNION PACIFIC CORP	907818108		Various 04/17/2015	7.000	757.45	851.78		-94.33
UNION PACIFIC CORP	907818108		02/27/2015 04/17/2015	1.000	108.22	121.27		-13.05
UNION PACIFIC CORP	907818108		02/27/2015 04/17/2015	2.000	216.81	241.90		-25.09
UNION PACIFIC CORP	907818108		02/26/2015 11/10/2015	1.000	84.86	120.82		-35.96
UNION PACIFIC CORP	907818108		02/26/2015 11/10/2015	1.000	84.85	120.82		-35.97
VALEANT PHARMACEUTICALS INTE	91911K102		Various 09/28/2015	6.000	1,174.69	1,536.41		-361.72
VERTEX PHARMACEUTICALS INC	92532F100		09/09/2014 02/09/2015	2.000	216.44	186.59		29.85
VERTEX PHARMACEUTICALS INC	92532F100		09/09/2014 02/10/2015	1.000	109.41	93.30		16.11
VERTEX PHARMACEUTICALS INC	92532F100		09/09/2014 02/10/2015	1.000	108.19	93.30		14.89
VERTEX PHARMACEUTICALS INC	92532F100		09/09/2014 02/10/2015	1.000	108.47	93.30		15.17



Capital Gain and Loss Schedule

A D JOHNSON FOUNDATION PCIAA
Account Number. V 19076-00-5

Short-Term Covered

* Code W indicates Wash Sale
L indicates a Nondeductible Loss other than a Wash Sale
** Ordinary Income D indicates Ordinary Income gain or loss
F indicates Foreign Exchange gain or loss on Capital transactions

Description	CUSIP	Code*	Date Acquired Date Sold	Units	Proceeds	Cost or Other Basis	Adjustments to gain or loss	Gain or Loss Ordinary Income**
VERTEX PHARMACEUTICALS INC	92532F100		09/09/2014 02/12/2015	2.000	218.39	186.59		31.80
VERTEX PHARMACEUTICALS INC	92532F100		03/14/2014 02/13/2015	1.000	113.60	78.81		34.79
VERTEX PHARMACEUTICALS INC	92532F100		03/14/2014 02/13/2015	1.000	112.35	78.81		33.54
Total Short-Term Covered					199,015.49	211,123.98		-12,108.49



Capital Gain and Loss Schedule

A D JOHNSON FOUNDATION PCIAA
Account Number: V 19076-00-5

Short-Term Noncovered

* Code W indicates Wash Sale
L indicates a Nondeductible Loss other than a Wash Sale
** Ordinary Income D indicates Ordinary Income gain or loss
F indicates Foreign Exchange gain or loss on Capital transactions

Description	CUSIP	Code*	Date Acquired Date Sold	Units	Proceeds	Cost or Other Basis	Adjustments to gain or loss	Gain or Loss Ordinary Income**
DB MARKET PLUS WT1 07/21/15	25152RKH5		05/23/2014	9,000.000	4,516.20	9,000.00		-4,483.80
79.9% BARRIER- 6.5%CPN INITIAL LEVEL 05/23/14 CL1: 104.35			03/27/2015					
JPM DAILY RETURN NOTE	48127DPJ1		11/21/2014	17,000.000	15,338.35	17,000.00		-1,661.65
			05/13/2015					
Total Short-Term Noncovered					19,854.55	26,000.00		-6,145.45



Capital Gain and Loss Schedule

A D JOHNSON FOUNDATION PCIAA
Account Number. V 19076-00-5

Long-Term Covered

* Code W indicates Wash Sale
L indicates a Nondeductible Loss other than a Wash Sale
** Ordinary Income D indicates Ordinary Income gain or loss
F indicates Foreign Exchange gain or loss on Capital Transactions

Description	CUSIP	Code*	Date Acquired Date Sold	Units	Proceeds	Cost or Other Basis	Adjustments to gain or loss	Gain or Loss Ordinary Income**
ABERDEEN ASIA-PAC XJ-INST EQUITY FUND - INSTITUTIONAL SERVICE SHARES	003021698		02/12/2013 08/07/2015	594.292	6,549.10	7,244.42		-695.32
ANADARKO PETROLEUM CORP	032511107		10/21/2014 12/07/2015	1.000	53.48	91.29		-37.81
ANADARKO PETROLEUM CORP	032511107		10/21/2014 12/07/2015	1.000	53.10	91.30		-38.20
ANADARKO PETROLEUM CORP	032511107		Various 12/07/2015	2.000	106.85	172.03		-65.18
ANADARKO PETROLEUM CORP	032511107		01/14/2014 12/08/2015	3.000	155.55	242.21		-86.66
ANADARKO PETROLEUM CORP	032511107		01/14/2014 12/08/2015	2.000	104.96	161.47		-56.51
ANADARKO PETROLEUM CORP	032511107		01/14/2014 12/09/2015	1.000	52.60	80.73		-28.13
BIOGEN INC	09062X103		05/08/2014 07/06/2015	1.000	403.80	288.03		115.77
BIOGEN INC	09062X103		05/08/2014 07/08/2015	1.000	401.26	288.02		113.24
BRISTOL MYERS SQUIBB CO	110122108		Various 08/11/2015	12.000	751.95	481.71		270.24
CAPITAL ONE FINANCIAL CORP	14040H105		Various 08/14/2015	23.000	1,867.87	1,250.02		617.85
CAPITAL ONE FINANCIAL CORP	14040H105		03/04/2013 08/17/2015	8.000	649.04	420.33		228.71



Capital Gain and Loss Schedule **A D JOHNSON FOUNDATION PCIAA**
 Account Number: V 19076-00-5

Long-Term Covered

* Code W indicates Wash Sale
 L indicates a Nondeductible Loss other than a Wash Sale
 ** Ordinary Income D indicates Ordinary Income gain or loss
 F indicates Foreign Exchange gain or loss on Capital transactions

Description	CUSIP	Code*	Date Acquired Date Sold	Units	Proceeds	Cost or Other Basis	Adjustments to gain or loss	Gain or Loss Ordinary Income**
CHARTER COMMUNICATIONS INC	16117M305		Various 09/29/2015	9.000	1,511.40	1,444.11		67.29
CITIGROUP INC NEW	172967424		04/16/2013 03/19/2015	1.000	52.46	46.34		6.12
COMCAST CORP CL A	20030N101		Various 03/11/2015	15.000	874.21	429.81		444.40
COMCAST CORP CL A	20030N101		Various 03/11/2015	17.000	987.94	421.77		566.17
COMCAST CORP CL A	20030N101		09/30/2011 08/06/2015	5.000	287.54	107.12		180.42
COMCAST CORP CL A	20030N101		09/30/2011 08/06/2015	1.000	57.99	21.43		36.56
CSX CORP	126408103		07/02/2013 02/25/2015	4.000	140.80	92.38		48.42
CSX CORP	126408103		07/02/2013 02/26/2015	1.000	34.93	23.09		11.84
CSX CORP	126408103		07/02/2013 02/26/2015	2.000	70.00	46.19		23.81
CSX CORP	126408103		05/29/2012 02/26/2015	1.000	34.75	21.47		13.28
CSX CORP	126408103		05/29/2012 02/26/2015	1.000	34.72	21.47		13.25
CSX CORP	126408103		05/25/2012 02/26/2015	9.000	309.56	193.15		116.41
CSX CORP	126408103		05/25/2012 02/26/2015	2.000	68.83	42.92		25.91



Capital Gain and Loss Schedule

A D JOHNSON FOUNDATION PCIAA

Account Number: V 19076-00-5

Long-Term Covered

* Code W indicates Wash Sale

L indicates a Nondeductible Loss other than a Wash Sale

** Ordinary Income D indicates Ordinary Income gain or loss

F indicates Foreign Exchange gain or loss on Capital transactions

Description	CUSIP	Code*	Date Acquired Date Sold	Units	Proceeds	Cost or Other Basis	Adjustments to gain or loss	Gain or Loss Ordinary Income**
CSX CORP	126408103		05/25/2012 02/26/2015	4,000	140.25	85.84		54.41
CSX CORP	126408103		Various 02/26/2015	2,000	69.46	42.78		26.68
CSX CORP	126408103		05/24/2012 02/26/2015	1,000	34.30	21.32		12.98
CSX CORP	126408103		05/25/2012 03/02/2015	1,000	34.47	21.29		13.18
CSX CORP	126408103		05/25/2012 03/02/2015	5,000	172.39	106.45		65.94
CSX CORP	126408103		05/25/2012 03/02/2015	12,000	415.36	255.22		160.14
CSX CORP	126408103		05/24/2012 02/27/2015	1,000	34.31	21.32		12.99
CSX CORP	126408103		05/24/2012 02/27/2015	5,000	171.48	106.58		64.90
CSX CORP	126408103		Various 02/27/2015	22,000	759.50	468.64		290.86
CSX CORP	126408103		05/25/2012 02/27/2015	3,000	103.35	63.87		39.48
CSX CORP	126408103		05/25/2012 02/27/2015	2,000	68.45	42.58		25.87
CSX CORP	126408103		05/25/2012 03/03/2015	4,000	136.55	85.00		51.55
CVS HEALTH CORPORATION	126650100		03/26/2014 05/12/2015	9,000	902.79	680.20		222.59



Capital Gain and Loss Schedule

A D JOHNSON FOUNDATION PCIAA
Account Number. V 19076-00-5

Long-Term Covered

* Code W indicates Wash Sale
L indicates a Nondeductible Loss other than a Wash Sale
** Ordinary Income D indicates Ordinary Income gain or loss
F indicates Foreign Exchange gain or loss on Capital Transactions

Description	CUSIP	Code*	Date Acquired Date Sold	Units	Proceeds	Cost or Other Basis	Adjustments to gain or loss	Gain or Loss Ordinary Income**
CVS HEALTH CORP	126650100		Various 11/11/2015	6.000	576.05	378.60		197.45
CVS HEALTH CORP	126650100		Various 11/18/2015	5.000	476.16	283.26		192.90
CVS HEALTH CORP	126650100		Various 11/19/2015	12.000	1,125.19	672.35		452.84
DOW CHEMICAL CO	260543103		Various 02/13/2015	16.000	789.35	494.61		294.74
DOW CHEMICAL CO	260543103		Various 02/13/2015	8.000	394.44	243.85		150.59
DOW CHEMICAL CO	260543103		Various 02/13/2015	22.000	1,086.04	665.92		420.12
DOW CHEMICAL CO	260543103		10/18/2012 02/13/2015	9.000	444.06	269.89		174.17
FACEBOOK INC-A	30303M102		09/09/2014 10/30/2015	1.000	102.70	77.90		24.80
FLUOR CORP	343412102		07/19/2012 02/09/2015	3.000	168.50	147.93		20.57
FLUOR CORP	343412102		07/18/2012 02/09/2015	2.000	112.30	98.37		13.93
FLUOR CORP	343412102		07/18/2012 02/09/2015	3.000	168.23	147.56		20.67
FLUOR CORP	343412102		07/18/2012 02/09/2015	1.000	56.09	49.19		6.90
FLUOR CORP	343412102		07/18/2012 02/10/2015	2.000	111.38	98.36		13.02



Capital Gain and Loss Schedule

A D JOHNSON FOUNDATION PCIAA
Account Number. V 19076-00-5

Long-Term Covered

* Code W indicates Wash Sale
L indicates a Nondeductible Loss other than a Wash Sale
** Ordinary Income D indicates Ordinary Income gain or loss
F indicates Foreign Exchange gain or loss on Capital transactions

Description	CUSIP	Code*	Date Acquired Date Sold	Units	Proceeds	Cost or Other Basis	Adjustments to gain or loss	Gain or Loss Ordinary Income**
FLUOR CORP	343412102		07/18/2012 02/10/2015	1,000	55.64	49.17		6.47
FLUOR CORP	343412102		Various 02/10/2015	2,000	111.27	98.30		12.97
FLUOR CORP	343412102		07/19/2012 02/11/2015	1,000	55.22	49.14		6.08
FLUOR CORP	343412102		07/19/2012 02/11/2015	1,000	55.48	49.14		6.34
FLUOR CORP	343412102		07/18/2012 02/11/2015	2,000	111.01	98.26		12.75
FLUOR CORP	343412102		07/18/2012 02/11/2015	1,000	55.47	49.13		6.34
FLUOR CORP	343412102		07/18/2012 02/12/2015	1,000	56.35	49.13		7.22
FLUOR CORP	343412102		07/18/2012 02/12/2015	1,000	56.10	49.13		6.97
FLUOR CORP	343412102		07/18/2012 02/12/2015	1,000	56.20	49.13		7.07
FLUOR CORP	343412102		07/18/2012 02/13/2015	5,000	288.45	245.64		42.81
FLUOR CORP	343412102		11/15/2012 02/06/2015	2,000	110.36	103.70		6.66
FLUOR CORP	343412102		11/15/2012 02/06/2015	7,000	385.69	362.97		22.72
FLUOR CORP	343412102		11/15/2012 02/06/2015	2,000	110.13	103.71		6.42



Capital Gain and Loss Schedule

A D JOHNSON FOUNDATION PCIAA
Account Number: V 19076-00-5

Long-Term Covered

* Code W indicates Wash Sale

L indicates a Nondeductible Loss other than a Wash Sale

** Ordinary Income D indicates Ordinary Income gain or loss

F indicates Foreign Exchange gain or loss on Capital transactions

Description	CUSIP	Code*	Date Acquired Date Sold	Units	Proceeds	Cost or Other Basis	Adjustments to gain or loss	Gain or Loss Ordinary Income**
FLUOR CORP	343412102		11/15/2012 02/06/2015	2.000	110.15	103.70		6.45
GATEWAY FUND-Y	367829884		Various 08/07/2015	677.206	20,350.04	19,041.19		1,308.85
GENERAL MOTORS CO	37045V100		09/19/2013 05/07/2015	1.000	34.88	37.30		-2.42
GENERAL MOTORS CO	37045V100		05/18/2011 06/25/2015	3.000	103.96	94.81		9.15
GENERAL MOTORS CO	37045V100		05/18/2011 06/25/2015	1.000	34.69	31.61		3.08
GENERAL MOTORS CO	37045V100		05/18/2011 06/25/2015	2.000	70.01	63.21		6.80
GENERAL MOTORS CO	37045V100		05/18/2011 06/26/2015	1.000	34.64	31.60		3.04
GENERAL MOTORS CO	37045V100		05/18/2011 06/26/2015	1.000	34.52	31.60		2.92
GENERAL MOTORS CO	37045V100		05/18/2011 06/26/2015	1.000	34.56	31.61		2.95
GENERAL MOTORS CO	37045V100		05/18/2011 06/26/2015	1.000	34.36	31.61		2.75
GENERAL MOTORS CO	37045V100		05/18/2011 06/26/2015	2.000	68.69	63.21		5.48
GENERAL MOTORS CO	37045V100		05/18/2011 06/26/2015	1.000	34.37	31.60		2.77
GENERAL MOTORS CO	37045V100		05/18/2011 06/29/2015	1.000	33.75	31.60		2.15




Capital Gain and Loss Schedule

A D JOHNSON FOUNDATION PCIAA
Account Number: V 19076-00-5

Long-Term Covered

* Code W indicates Wash Sale
L indicates a Nondeductible Loss other than a Wash Sale
** Ordinary Income D indicates Ordinary Income gain or loss
F indicates Foreign Exchange gain or loss on Capital transactions

Description	CUSIP	Code*	Date Acquired Date Sold	Units	Proceeds	Cost or Other Basis	Adjustments to gain or loss	Gain or Loss Ordinary Income**
GENERAL MOTORS CO	37045V100		05/18/2011 06/29/2015	1.000	33.85	31.61		2.24
GENERAL MOTORS CO	37045V100		05/18/2011 06/29/2015	1.000	33.35	31.61		1.74
GENERAL MOTORS CO	37045V100		05/18/2011 06/29/2015	3.000	99.75	94.81		4.94
GOLDMAN SACHS TR	38145C646		10/16/2013 08/07/2015	1,455.029	14,535.74	15,291.15		-755.41
GOLDMAN SACHS TR	38145C646		10/16/2013 11/04/2015	499.493	4,969.96	5,249.25		-279.29
GOOGLE INC CLASS A	38259P508		Various 04/27/2015	2.000	1,131.47	916.10		215.37
GOOGLE INC CLASS A	38259P508		Various 07/24/2015	2.000	1,338.11	612.93		725.18
GOTHAM ABSOLUTE RETURN FUND	360873137		08/14/2014 11/05/2015	344.942	4,487.69	4,715.36		-227.67
HUMANA INC	444859102		Various 10/23/2015	4.000	672.61	479.30		193.31
HUMANA INC	444859102		08/13/2014 10/23/2015	1.000	168.38	119.29		49.09
INTERCONTINENTAL EXCHANGE, INC	45866F104		Various 01/14/2015	2.000	415.70	283.22		132.48
INTERCONTINENTAL EXCHANGE, INC	45866F104		Various 01/15/2015	2.000	413.74	282.30		131.44
INTERCONTINENTAL EXCHANGE, INC	45866F104		Various 01/16/2015	2.000	413.12	282.01		131.11



Capital Gain and Loss Schedule

A D JOHNSON FOUNDATION PCIAA
Account Number. V 19076-00-5

Long-Term Covered

* Code W indicates Wash Sale

L indicates a Nondeductible Loss other than a Wash Sale

** Ordinary Income D indicates Ordinary Income gain or loss

F indicates Foreign Exchange gain or loss on Capital transactions

Description	CUSIP	Code*	Date Acquired Date Sold	Units	Proceeds	Cost or Other Basis	Adjustments to gain or loss	Gain or Loss Ordinary Income**
INV BALANCED-RISK ALLOC-Y	00141V697		Various	1,719.550	20,359.47	21,727.72		-1,368.25
INVENCO LTD	G491BT108		02/06/2015					
			09/21/2011	1.000	32.99	17.86		15.13
			11/10/2015					
INVENCO LTD	G491BT108		09/21/2011	1.000	33.44	17.85		15.59
			11/11/2015					
INVENCO LTD	G491BT108		09/21/2011	5.000	164.74	89.28		75.46
			11/12/2015					
INVENCO LTD	G491BT108		09/21/2011	6.000	197.56	107.13		90.43
			11/12/2015					
INVENCO LTD	G491BT108		09/21/2011	2.000	66.75	35.71		31.04
			11/11/2015					
ISHARES MSCI EAFE INDEX FUND	464287465		10/16/2013	234.000	13,832.60	15,165.80		-1,333.20
			01/07/2015					
ISHARES MSCI EAFE INDEX FUND	464287465		10/16/2013	105.000	6,529.26	6,805.17		-275.91
			01/29/2015					
ISHARES MSCI EAFE INDEX FUND	464287465		10/16/2013	75.000	4,647.37	4,860.83		-213.46
			01/29/2015					
ISHARES MSCI EAFE INDEX FUND	464287465		10/16/2013	153.000	9,482.01	9,916.10		-434.09
			01/29/2015					
ISHARES MSCI EAFE INDEX FUND	464287465		10/16/2013	27.000	1,658.58	1,749.90		-91.32
			01/30/2015					
ISHARES MSCI EAFE INDEX FUND	464287465		10/16/2013	19.000	1,164.05	1,231.41		-67.36
			01/30/2015					
ISHARES MSCI EAFE INDEX FUND	464287465		10/16/2013	92.000	5,660.02	5,962.62		-302.60
			01/30/2015					



Capital Gain and Loss Schedule

A D JOHNSON FOUNDATION PCIAA
Account Number: V 19076-00-5

Long-Term Covered

* Code W indicates Wash Sale
L indicates a Nondeductible Loss other than a Wash Sale
** Ordinary Income D indicates Ordinary Income gain or loss
F indicates Foreign Exchange gain or loss on Capital transactions

Description	CUSIP	Code*	Date Acquired Date Sold	Units	Proceeds	Cost or Other Basis	Adjustments to gain or loss	Gain or Loss Ordinary Income**
JOHNSON & JOHNSON	478160104		Various 03/12/2015	8.000	797.57	626.19		171.38
JOHNSON & JOHNSON	478160104		02/12/2013 04/08/2015	3.000	300.21	227.30		72.91
JOHNSON & JOHNSON	478160104		02/11/2013 04/08/2015	1.000	100.26	75.32		24.94
JOHNSON & JOHNSON	478160104		Various 04/08/2015	10.000	1,001.03	755.42		245.61
JOHNSON & JOHNSON	478160104		Various 04/08/2015	5.000	500.35	376.74		123.61
JOHNSON & JOHNSON	478160104		02/06/2013 06/04/2015	1.000	99.47	75.14		24.33
JOHNSON & JOHNSON	478160104		02/06/2013 06/04/2015	1.000	99.81	75.12		24.69
JOHNSON & JOHNSON	478160104		02/06/2013 06/04/2015	4.000	396.67	300.48		96.19
JOHNSON & JOHNSON	478160104		02/07/2013 06/05/2015	1.000	98.41	75.05		23.36
JOHNSON & JOHNSON	478160104		02/07/2013 06/05/2015	1.000	98.63	75.01		23.62
JOHNSON & JOHNSON	478160104		02/07/2013 06/05/2015	1.000	98.48	75.00		23.48
JOHNSON & JOHNSON	478160104		02/05/2013 06/08/2015	2.000	196.72	149.50		47.22
JOHNSON & JOHNSON	478160104		02/05/2013 06/08/2015	1.000	98.17	74.72		23.45



Capital Gain and Loss Schedule

A D JOHNSON FOUNDATION PCIAA

Account Number: V 19076-00-5

Long-Term Covered

* Code W indicates Wash Sale

L indicates a Nondeductible Loss other than a Wash Sale

** Ordinary Income D indicates Ordinary Income gain or loss

F indicates Foreign Exchange gain or loss on Capital transactions

Description	CUSIP	Code*	Date Acquired Date Sold	Units	Proceeds	Cost or Other Basis	Adjustments to gain or loss	Gain or Loss Ordinary Income**
JOHNSON & JOHNSON	478160104		02/05/2013 06/09/2015	1.000	98.08	74.72		23.36
JOHNSON & JOHNSON	478160104		02/05/2013 06/11/2015	1.000	99.21	74.71		24.50
JOHNSON & JOHNSON	478160104		02/05/2013 06/12/2015	1.000	98.34	74.72		23.62
JOHNSON & JOHNSON	478160104		02/05/2013 06/12/2015	1.000	98.28	74.71		23.57
JOHNSON & JOHNSON	478160104		02/05/2013 06/15/2015	1.000	97.32	74.66		22.66
JOHNSON & JOHNSON	478160104		10/18/2012 06/16/2015	1.000	98.25	72.30		25.95
JOHNSON & JOHNSON	478160104		10/18/2012 06/17/2015	1.000	98.37	72.30		26.07
JOHNSON & JOHNSON	478160104		10/18/2012 07/27/2015	2.000	196.34	144.61		51.73
JOHNSON & JOHNSON	478160104		10/18/2012 07/27/2015	2.000	196.28	144.61		51.67
JOHNSON & JOHNSON	478160104		10/18/2012 07/28/2015	1.000	98.54	72.31		26.23
JOHNSON & JOHNSON	478160104		10/18/2012 07/28/2015	3.000	296.85	216.92		79.93
JOHNSON & JOHNSON	478160104		10/18/2012 07/28/2015	1.000	98.93	72.30		26.63
JOHNSON & JOHNSON	478160104		10/18/2012 07/29/2015	1.000	99.28	72.31		26.97



Capital Gain and Loss Schedule

A D JOHNSON FOUNDATION PCIAA

Account Number: V 19076-00-5

Long-Term Covered

* Code W indicates Wash Sale

L indicates a Nondefucible Loss other than a Wash Sale

** Ordinary Income D indicates Ordinary Income gain or loss

F indicates Foreign Exchange gain or loss on Capital transactions

Description	CUSIP	Code*	Date Acquired		Units	Proceeds	Cost or Other Basis	Adjustments to gain or loss	Gain or Loss Ordinary Income**
			Date Sold	Date Sold					
JOHNSON & JOHNSON	478160104		10/18/2012	07/29/2015	1.000	99.76	72.30		27.46
JOHNSON & JOHNSON	478160104		10/18/2012	07/29/2015	2.000	199.50	144.61		54.89
JOHNSON & JOHNSON	478160104		10/18/2012	07/29/2015	2.000	199.31	144.61		54.70
JOHNSON & JOHNSON	478160104		10/18/2012	07/30/2015	1.000	99.88	72.31		27.57
JOHNSON & JOHNSON	478160104		10/18/2012	07/30/2015	1.000	99.62	72.30		27.32
JOHNSON & JOHNSON	478160104		10/18/2012	09/11/2015	16.000	1,476.05	1,152.32		323.73
JPM CORE BD FD - SEL	4812C0381		12/20/2013	08/27/2015	911.804	10,649.86	10,522.22		127.64
JPM CORE BD FD - SEL	4812C0381		12/20/2013	11/04/2015	481.161	5,605.52	5,552.60		52.92
JPM EQ INC FD - SEL	4812C0498		Various	01/07/2015	2,581.597	36,348.89	25,370.88		10,978.01
JPM MID CAP GRWTH FD - SEL	4812C1710		Various	11/04/2015	191.874	5,669.87	4,794.59		875.28
JPM SHORT DURATION BD FD - SEL	4812C1330		12/20/2013	08/27/2015	1,349.189	14,679.18	14,706.16		-26.98
JPM SHORT DURATION BD FD - SEL	4812C1330		12/20/2013	11/04/2015	816.169	8,863.59	8,896.24		-32.65
JPM UNCONSTRAINED DEBT FD - SELECT	48121A290		05/11/2012	11/04/2015	369.206	3,618.22	3,732.67		-114.45



Capital Gain and Loss Schedule

A D JOHNSON FOUNDATION PCIAA

Account Number: V 19076-00-5

Long-Term Covered

* Code W indicates Wash Sale

L indicates a Nondeductible Loss other than a Wash Sale

** Ordinary Income D indicates Ordinary Income gain or loss

F indicates Foreign Exchange gain or loss on Capital transactions

Description	CUSIP	Code*	Date Acquired Date Sold	Units	Proceeds	Cost or Other Basis	Adjustments to gain or loss	Gain or Loss Ordinary Income**
KLA-TENCOR CORP	482480100		04/03/2014 06/01/2015	3.000	179.52	198.63		-19.11
KLA-TENCOR CORP	482480100		04/03/2014 06/01/2015	2.000	119.66	132.42		-12.76
KLA-TENCOR CORP	482480100		Various 06/02/2015	2.000	118.80	125.92		-7.12
KLA-TENCOR CORP	482480100		04/30/2014 06/02/2015	2.000	118.76	119.42		-.66
KLA-TENCOR CORP	482480100		Various 06/03/2015	2.000	118.96	118.95		.01
KLA-TENCOR CORP	482480100		Various 06/03/2015	5.000	294.14	295.78		-1.64
KLA-TENCOR CORP	482480100		Various 06/04/2015	4.000	229.04	233.22		-4.18
KLA-TENCOR CORP	482480100		12/13/2013 06/04/2015	5.000	290.49	280.89		9.60
KLA-TENCOR CORP	482480100		12/13/2013 06/04/2015	1.000	57.19	56.18		1.01
KLA-TENCOR CORP	482480100		12/13/2013 06/05/2015	3.000	170.99	168.54		2.45
KLA-TENCOR CORP	482480100		12/16/2013 06/08/2015	1.000	56.60	56.18		.42
KLA-TENCOR CORP	482480100		12/16/2013 06/08/2015	2.000	112.48	112.35		.13
MARATHON OIL CORP	565849106		07/09/2014 07/21/2015	14.000	325.18	553.83		-228.65



Capital Gain and Loss Schedule

A D JOHNSON FOUNDATION PCIAA

Account Number. V 19076-00-5

Long-Term Covered

* Code W indicates Wash Sale

L indicates a Nondeductible Loss other than a Wash Sale

** Ordinary Income D indicates Ordinary Income gain or loss

F indicates Foreign Exchange gain or loss on Capital transactions

Description	CUSIP	Code*	Date Acquired Date Sold	Units	Proceeds	Cost or Other Basis	Adjustments to gain or loss	Gain or Loss Ordinary Income**
MARATHON OIL CORP	565849106		Various 07/21/2015	3.000	69.63	118.11		-48.48
MARATHON OIL CORP	565849106		06/13/2014 07/22/2015	1.000	22.71	38.99		-16.28
MARATHON OIL CORP	565849106		06/13/2014 07/22/2015	1.000	22.98	38.99		-16.01
MARATHON OIL CORP	565849106		06/13/2014 07/22/2015	4.000	89.16	155.97		-66.81
MARATHON OIL CORP	565849106		Various 07/22/2015	12.000	269.71	449.03		-179.32
MARATHON OIL CORP	565849106		11/25/2013 07/23/2015	2.000	44.20	73.79		-29.59
MARATHON OIL CORP	565849106		09/05/2013 07/23/2015	3.000	65.85	108.10		-42.25
MARATHON OIL CORP	565849106		09/05/2013 07/23/2015	1.000	22.28	36.03		-13.75
MARATHON OIL CORP	565849106		09/05/2013 07/23/2015	1.000	22.35	36.03		-13.68
MARATHON OIL CORP	565849106		09/05/2013 07/23/2015	8.000	176.90	288.20		-111.30
MARATHON OIL CORP	565849106		Various 07/23/2015	17.000	375.70	610.43		-234.73
MARATHON OIL CORP	565849106		09/06/2013 07/24/2015	2.000	42.93	71.48		-28.55
MARATHON OIL CORP	565849106		Various 07/24/2015	5.000	106.59	178.68		-72.09



Capital Gain and Loss Schedule

A D JOHNSON FOUNDATION PCIAA

Account Number. V 19076-00-5

Long-Term Covered

* Code W indicates Wash Sale

L indicates a Nondeductible Loss other than a Wash Sale

** Ordinary Income D indicates Ordinary Income gain or loss

F indicates Foreign Exchange gain or loss on Capital Transactions

Description	CUSIP	Code*	Date Acquired Date Sold	Units	Proceeds	Cost or Other Basis	Adjustments to gain or loss	Gain or Loss Ordinary Income**
MARATHON OIL CORP	565849106		09/06/2013 07/27/2015	1,000	21.07	35.65		-14.58
MASCO CORP	574599106		09/19/2013 12/15/2015	7,000	203.14	138.85		64.29
MASCO CORP	574599106		Various 12/15/2015	10,000	288.51	132.06		156.45
MASCO CORP	574599106		07/30/2012 12/15/2015	7,000	201.72	83.03		118.69
MASCO CORP	574599106		07/30/2012 12/15/2015	9,000	258.99	106.20		152.79
MATTHEWS PACIFIC TIGER FD-IS	577130834		Various 08/24/2015	1,050,411	24,453.57	23,519.23		934.34
MERCK AND CO INC	58933Y105		Various 07/02/2015	2,000	115.38	106.49		8.89
MERCK AND CO INC	58933Y105		01/14/2014 07/02/2015	1,000	57.76	52.96		4.80
MERCK AND CO INC	58933Y105		01/14/2014 07/06/2015	1,000	57.29	52.97		4.32
MERCK AND CO INC	58933Y105		01/14/2014 07/06/2015	1,000	57.42	52.96		4.46
MERCK AND CO INC	58933Y105		01/14/2014 07/06/2015	1,000	57.51	52.96		4.55
MERCK AND CO INC	58933Y105		01/14/2014 07/07/2015	1,000	57.69	52.97		4.72
MERCK AND CO INC	58933Y105		01/14/2014 07/07/2015	1,000	57.41	52.97		4.44



Capital Gain and Loss Schedule

A D JOHNSON FOUNDATION PCIAA
Account Number: V 19076-00-5

Long-Term Covered

* Code W indicates Wash Sale

L indicates a Nondeductible Loss other than a Wash Sale

** Ordinary Income D indicates Ordinary Income gain or loss

F indicates Foreign Exchange gain or loss on Capital transactions

Description	CUSIP	Code*	Date Acquired		Units	Proceeds	Cost or Other Basis	Adjustments to gain or loss	Gain or Loss Ordinary Income**
			Date Sold	Date Sold					
MERCK AND CO INC	58933Y105		01/14/2014	07/07/2015	1,000	57.97	52.96		5.01
MERCK AND CO INC	58933Y105		01/14/2014	07/08/2015	1,000	57.48	52.97		4.51
MERCK AND CO INC	58933Y105		01/14/2014	07/08/2015	1,000	57.43	52.96		4.47
MERCK AND CO INC	58933Y105		08/16/2011	07/27/2015	3,000	170.57	95.78		74.79
MERCK AND CO INC	58933Y105		08/16/2011	07/27/2015	2,000	113.84	63.86		49.98
MERCK AND CO INC	58933Y105		08/16/2011	07/28/2015	3,000	168.82	95.78		73.04
MERCK AND CO INC	58933Y105		08/16/2011	07/28/2015	1,000	55.97	31.93		24.04
MERCK AND CO INC	58933Y105		08/16/2011	07/28/2015	5,000	286.13	159.64		126.49
METLIFE INC	59156R108		04/08/2013	04/15/2015	2,000	101.49	72.09		29.40
METLIFE INC	59156R108		Various	04/15/2015	18,000	915.55	543.69		371.86
METLIFE INC	59156R108		09/29/2011	04/16/2015	3,000	152.33	88.06		64.27
MFS INTL VALUE-I	55273E822		10/31/2012	02/06/2015	470.380	16,759.64	13,095.38		3,664.26
MFS INTL VALUE-I	55273E822		Various	11/04/2015	650.853	24,075.06	18,332.65		5,742.41



Capital Gain and Loss Schedule

A D JOHNSON FOUNDATION PCIAA
Account Number. V 19076-00-5

Long-Term Covered

* Code W indicates Wash Sale
L indicates a Nondeductible Loss other than a Wash Sale
** Ordinary Income D indicates Ordinary Income gain or loss
F indicates Foreign Exchange gain or loss on Capital transactions

Description	CUSIP	Code*	Date Acquired Date Sold	Units	Proceeds	Cost or Other Basis	Adjustments to gain or loss	Gain or Loss Ordinary Income**
MOSAIC CO/THE	61945C103		Various 11/09/2015	3,000	96.21	147.47		-51.26
MOSAIC CO/THE	61945C103		Various 11/09/2015	4,000	127.44	195.89		-68.45
MOSAIC CO/THE	61945C103		Various 11/09/2015	10,000	317.14	485.61		-168.47
MOSAIC CO/THE	61945C103		Various 11/09/2015	9,000	291.76	414.66		-122.90
NEXTERA ENERGY INC	65339F101		Various 12/02/2015	12,000	1,177.35	946.09		231.26
NEXTERA ENERGY INC	65339F101		Various 12/03/2015	3,000	290.60	233.16		57.44
NEXTERA ENERGY INC	65339F101		Various 12/03/2015	7,000	675.14	534.09		141.05
OAKMARK INTERNATIONAL FD-I	413838202		Various 01/07/2015	1,130,399	25,332.25	29,552.25		-4,220.00
PERRIGO CO LTD	G97822103		12/19/2013 07/02/2015	4,000	735.43	621.36		114.07
PERRIGO CO LTD	G97822103		12/19/2013 07/02/2015	2,000	369.59	310.68		58.91
PERRIGO CO LTD	G97822103		12/19/2013 08/11/2015	8,000	1,532.75	1,242.72		290.03
PERRIGO CO LTD	G97822103		12/19/2013 08/11/2015	1,000	190.60	155.34		35.26
PHILIP MORRIS INTERNATIONAL	718172109		Various 01/15/2015	2,000	165.46	164.20		1.26



Capital Gain and Loss Schedule

A D JOHNSON FOUNDATION PCIAA
Account Number: V 19076-00-5

Long-Term Covered

* Code W indicates Wash Sale
L indicates a Nondeductible Loss other than a Wash Sale
** Ordinary Income D indicates Ordinary Income gain or loss
F indicates Foreign Exchange gain or loss on Capital Transactions

Description	CUSIP	Code*	Date Acquired Date Sold	Units	Proceeds	Cost or Other Basis	Adjustments to gain or loss	Gain or Loss Ordinary Income**
PHILIP MORRIS INTERNATIONAL	718172109		02/22/2012 01/15/2015	15.000	1,244.04	1,228.69		15.35
PHILLIPS 66	718546104		10/17/2012 12/15/2015	1.000	81.83	46.65		35.18
PHILLIPS 66	718546104		Various 12/15/2015	12.000	981.69	555.58		426.11
PHILLIPS 66	718546104		10/16/2012 12/15/2015	4.000	327.38	181.85		145.53
PHILLIPS 66	718546104		10/16/2012 12/15/2015	1.000	81.77	45.46		36.31
QUALCOMM INC	747525103		Various 01/15/2015	7.000	501.02	497.27		3.75
QUALCOMM INC	747525103		09/20/2013 01/16/2015	1.000	71.00	69.74		1.26
SCHLUMBERGER LTD	806857108		Various 03/06/2015	14.000	1,165.09	1,213.04		-47.95
SCHLUMBERGER LTD	806857108		05/12/2011 03/06/2015	8.000	664.76	669.13		-4.37
SCHLUMBERGER LTD	806857108		05/12/2011 04/10/2015	14.000	1,243.41	1,170.97		72.44
SCHLUMBERGER LTD	806857108		05/12/2011 06/18/2015	10.000	890.01	836.41		53.60
SCHLUMBERGER LTD	806857108		05/12/2011 06/18/2015	1.000	89.18	83.64		5.54
SCHLUMBERGER LTD	806857108		05/12/2011 06/18/2015	1.000	89.25	83.64		5.61



Capital Gain and Loss Schedule

A D JOHNSON FOUNDATION PCIAA
Account Number: V 19076-00-5

Long-Term Covered

* Code W indicates Wash Sale
L indicates a Nondeductible Loss other than a Wash Sale
** Ordinary Income D indicates Ordinary Income gain or loss
F indicates Foreign Exchange gain or loss on Capital transactions

Description	CUSIP	Code*	Date Acquired Date Sold	Units	Proceeds	Cost or Other Basis	Adjustments to gain or loss	Gain or Loss Ordinary Income**
SPDR S&P 500 ETF TRUST	78462F103		10/23/2014 11/04/2015	150.000	31,500.17	29,341.71		2,158.46
STATE STREET CORP	857477103		03/20/2013 10/19/2015	2.000	136.83	121.09		15.74
STATE STREET CORP	857477103		Various 10/19/2015	11.000	751.31	660.06		91.25
STATE STREET CORP	857477103		Various 10/19/2015	8.000	542.75	474.97		67.78
STATE STREET CORP	857477103		Various 10/20/2015	10.000	682.25	572.90		109.35
STRYKER CORP	863667101		Various 04/28/2015	3.000	285.26	252.61		32.65
STRYKER CORP	863667101		04/03/2014 04/28/2015	2.000	190.17	167.63		22.54
STRYKER CORP	863667101		04/03/2014 04/29/2015	2.000	188.41	167.62		20.79
STRYKER CORP	863667101		04/03/2014 04/29/2015	1.000	93.19	83.81		9.38
STRYKER CORP	863667101		04/03/2014 04/29/2015	3.000	281.89	251.44		30.45
STRYKER CORP	863667101		04/03/2014 04/29/2015	1.000	93.39	83.81		9.58
STRYKER CORP	863667101		04/03/2014 04/30/2015	2.000	185.81	167.63		18.18
STRYKER CORP	863667101		04/03/2014 04/30/2015	3.000	277.78	251.44		26.34



Capital Gain and Loss Schedule

A D JOHNSON FOUNDATION PCIAA

Account Number: V 19076-00-5

Long-Term Covered

* Code W indicates Wash Sale
 L indicates a Nondeductible Loss other than a Wash Sale
 ** Ordinary Income D indicates Ordinary Income gain or loss
 F indicates Foreign Exchange gain or loss on Capital transactions

Description	CUSIP	Code*	Date Acquired		Units	Proceeds	Cost or Other Basis	Adjustments to gain or loss	Gain or Loss Ordinary Income**
			Date Sold	Date Sold					
T ROWE PRICE OVERSEAS STOCK	77956H757		12/20/2012	02/06/2015	10.571	101.90	89.54		12.36
THE ARBITRAGE FUND-I	03875R205		10/16/2013	02/06/2015	1,420.313	18,577.69	18,265.22		312.47
THE MOSAIC COMPANY	61945C103		05/21/2014	06/17/2015	1.000	44.31	50.02		-5.71
THE MOSAIC COMPANY	61945C103		05/21/2014	06/17/2015	1.000	44.82	49.99		-5.17
THE MOSAIC COMPANY	61945C103		05/22/2014	06/17/2015	1.000	44.50	49.98		-5.48
THE MOSAIC COMPANY	61945C103		Various	06/17/2015	2.000	89.55	99.66		-10.11
THE MOSAIC COMPANY	61945C103		05/27/2014	06/18/2015	1.000	45.03	49.58		-4.55
THE MOSAIC COMPANY	61945C103		05/22/2014	06/18/2015	2.000	89.95	99.14		-9.19
THE MOSAIC COMPANY	61945C103		05/22/2014	06/19/2015	1.000	45.02	49.57		-4.55
THE MOSAIC COMPANY	61945C103		05/23/2014	06/19/2015	1.000	44.88	49.54		-4.66
THE MOSAIC COMPANY	61945C103		05/27/2014	06/23/2015	1.000	45.19	49.44		-4.25
THE MOSAIC COMPANY	61945C103		05/28/2014	06/23/2015	1.000	45.23	49.43		-4.20
THE MOSAIC COMPANY	61945C103		05/28/2014	06/24/2015	1.000	45.25	49.36		-4.11



Capital Gain and Loss Schedule

A D JOHNSON FOUNDATION PCIAA
Account Number: V 19076-00-5

Long-Term Covered

Description	CUSIP	Code*	Date Acquired Date Sold	Units	Proceeds	Cost or Other Basis	Adjustments to gain or loss	Gain or Loss Ordinary Income**
THE PRICELINE GROUP INC.	741503403		04/02/2013 02/03/2015	1.000	1,030.00	704.61		325.39
THE PRICELINE GROUP INC.	741503403		04/04/2013 02/05/2015	1.000	1,047.79	696.28		351.51
TOPBUILD CORP-W/I	89055F103		Various 07/22/2015	1.000	30.94	21.71		9.23
TOPBUILD CORP-W/I	89055F103		Various 07/22/2015	1.000	30.81	13.75		17.06
TOPBUILD CORP-W/I	89055F103		07/30/2012 07/27/2015	1.000	30.45	13.46		16.99
TOPBUILD CORP-W/I	89055F103		07/30/2012 07/28/2015	1.000	29.06	13.42		15.64
TOPBUILD CORP-W/I	89055F103		07/30/2012 07/28/2015	1.000	30.09	13.42		16.67
TOPBUILD CORP-W/I	89055F103		07/30/2012 07/29/2015	1.000	29.53	13.42		16.11
TOPBUILD CORP-W/I	89055F103		07/30/2012 08/03/2015	1.000	29.16	13.42		15.74
TOPBUILD CORP-W/I	89055F103		07/30/2012 08/05/2015	1.000	28.70	13.42		15.28
TOPBUILD CORP-W/I	89055F103		Various 08/06/2015	1.000	28.64	13.15		15.49
TOPBUILD CORP-W/I	89055F103		08/03/2012 08/06/2015	1.000	28.72	12.98		15.74
TOPBUILD CORP-W/I	89055F103		08/03/2012 08/07/2015	1.000	28.49	12.98		15.51

* Code W indicates Wash Sale

L indicates a Nondeductible Loss other than a Wash Sale

** Ordinary Income D indicates Ordinary Income gain or loss

F indicates Foreign Exchange gain or loss on Capital Transactions



Capital Gain and Loss Schedule

A D JOHNSON FOUNDATION PCIAA
Account Number V 19076-00-5

Long-Term Covered

* Code W indicates Wash Sale
L indicates a Nondeductible Loss other than a Wash Sale
** Ordinary Income D indicates Ordinary Income gain or loss
F indicates Foreign Exchange gain or loss on Capital transactions

Description	CUSIP	Code *	Date Acquired Date Sold	Units	Proceeds	Cost or Other Basis	Adjustments to gain or loss	Gain or Loss Ordinary Income**
TOPBUILD CORP-W/I	89055F103		08/03/2012 08/07/2015	1.000	28.48	12.98		15.50
TOPBUILD CORP-W/I	89055F103		08/03/2012 08/10/2015	1.000	29.44	12.98		16.46
UNION PACIFIC CORP	907818108		Various 11/10/2015	8.000	678.80	843.37		-164.57
UNION PACIFIC CORP	907818108		06/11/2014 11/10/2015	1.000	86.06	102.15		-16.09
UNION PACIFIC CORP	907818108		06/11/2014 11/10/2015	1.000	84.78	102.15		-17.37
UNION PACIFIC CORP	907818108		06/11/2014 11/11/2015	3.000	253.38	306.46		-53.08
UNION PACIFIC CORP	907818108		06/11/2014 11/12/2015	1.000	84.04	101.65		-17.61
UNION PACIFIC CORP	907818108		06/11/2014 11/12/2015	1.000	84.05	101.66		-17.61
UNION PACIFIC CORP	907818108		06/11/2014 11/13/2015	1.000	84.08	101.65		-17.57
UNION PACIFIC CORP	907818108		06/12/2014 11/13/2015	1.000	84.16	101.17		-17.01
UNITED CONTINENTAL HOLDINGS INC.	910047109		Various 07/01/2015	13.000	671.58	624.80		46.78
UNITEDHEALTH GROUP INC	91324P102		06/13/2013 06/24/2015	1.000	120.55	63.99		56.56
UNITEDHEALTH GROUP INC	91324P102		06/24/2013 06/23/2015	1.000	121.91	64.26		57.65



Capital Gain and Loss Schedule

A D JOHNSON FOUNDATION PCIAA
Account Number: V 19076-00-5

Long-Term Covered

* Code W indicates Wash Sale
L indicates a Nondeductible Loss other than a Wash Sale
** Ordinary Income D indicates Ordinary Income gain or loss
F indicates Foreign Exchange gain or loss on Capital transactions

Description	CUSIP	Code*	Date Acquired Date Sold	Units	Proceeds	Cost or Other Basis	Adjustments to gain or loss	Gain or Loss Ordinary Income**
UNITEDHEALTH GROUP INC	91324P102		06/24/2013 06/23/2015	1,000	122.61	64.26		58.35
UNITEDHEALTH GROUP INC	91324P102		06/24/2013 06/23/2015	1,000	122.27	64.27		58.00
UNITEDHEALTH GROUP INC	91324P102		06/24/2013 06/23/2015	1,000	122.24	64.26		57.98
UNITEDHEALTH GROUP INC	91324P102		06/13/2013 06/24/2015	1,000	119.22	63.99		55.23
UNITEDHEALTH GROUP INC	91324P102		Various 07/22/2015	9,000	1,085.15	550.73		534.42
VERIZON COMMUNICATIONS INC	92343V104		Various 06/01/2015	18,000	888.10	844.30		43.80
VERIZON COMMUNICATIONS INC	92343V104		Various 06/01/2015	9,000	444.22	419.51		24.71
VERIZON COMMUNICATIONS INC	92343V104		02/05/2014 06/02/2015	3,000	147.52	139.65		7.87
WALT DISNEY CO/THE	254687106		09/13/2013 12/03/2015	6,000	679.37	399.31		280.06
Total Long-Term Covered					406,596.85	377,666.73		28,930.12



Capital Gain and Loss Schedule

A D JOHNSON FOUNDATION PCIAA
Account Number: V 19076-00-5

Long-Term Noncovered

* Code W indicates Wash Sale
L indicates a Nondeductible Loss other than a Wash Sale
** Ordinary Income D indicates Ordinary Income gain or loss
F indicates Foreign Exchange gain or loss on Capital transactions

Description	CUSIP	Code*	Date Acquired Date Sold	Units	Proceeds	Cost or Other Basis	Adjustments to gain or loss	Gain or Loss Ordinary Income**
ABERDEEN ASIA-PAC XJ-INST EQUITY FUND - INSTITUTIONAL SERVICE SHARES	003021698		12/16/2011 08/21/2015	1,435.535	14,527.61	15,015.70		-488.09
APOLLO EDUCATION GROUP INC CLASS A REPRESENTS PRO RATA SHARE OF THE NET SETTLEMENT FROM THE APOLLO EDUCATION GROUP INC CLASS ACTION.	037604105		00/00/0000 07/14/2015		105.85	.00		105.85
BANK OF AMERICA CORP REPRESENTS PRO RATA SHARE OF THE NET SETTLEMENT FROM THE BANK OF AMERICA CORP CLASS ACTION. DUE V19076005 A D JOHNSON FOUNDATION	060505104		00/00/0000 07/07/2015		193.40	.00		193.40
BIOGEN INC	09062X103		03/22/2010 07/09/2015	1.000	401.63	59.84		341.79
BIOGEN INC	09062X103		03/22/2010 07/10/2015	1.000	386.91	59.84		327.07
CHEMOURS COMPANY	163851108		00/00/0000 09/03/2015	0.800	7.51	.00		7.51
CITIGROUP INC NEW	172967424		Various 03/19/2015	12.000	629.46	476.84		152.62
CITIGROUP INC NEW	172967424		05/26/2010 03/19/2015	4.000	209.76	158.82		50.94
COMCAST CORP CL A	20030N101		12/07/2009 08/06/2015	2.000	115.98	33.97		82.01
COMCAST CORP CL A	20030N101		12/07/2009 08/06/2015	20.000	1,167.53	339.66		827.87

Capital Gain and Loss Schedule

A D JOHNSON FOUNDATION PCIAA
Account Number: V 19076-00-5

Long-Term Noncovered

* Code W indicates Wash Sale
L indicates a Nondeductible Loss other than a Wash Sale
** Ordinary Income D indicates Ordinary Income gain or loss
F indicates Foreign Exchange gain or loss on Capital transactions

Description	CUSIP	Code*	Date Acquired		Units	Proceeds	Cost or Other Basis	Adjustments to gain or loss	Gain or Loss Ordinary Income**
			Date Sold	Date Sold					
EXXON MOBIL CORP	30231G102		07/01/2003	01/08/2015	4.000	368.86	144.44		224.42
EXXON MOBIL CORP	30231G102		07/01/2003	01/08/2015	5.000	458.62	180.55		278.07
EXXON MOBIL CORP	30231G102		07/01/2003	01/08/2015	2.000	182.92	72.22		110.70
EXXON MOBIL CORP	30231G102		07/01/2003	04/09/2015	24.000	2,016.88	866.64		1,150.24
GENERAL MILLS INC	370334104		Various		8.000	425.96	225.14		200.82
GENERAL MILLS INC	370334104		02/10/2015		17.000	896.07	419.87		476.20
GENERAL MOTORS CO	37045V100		03/23/2009	02/18/2015	4.000	139.50	134.79		4.71
GENERAL MOTORS CO	37045V100		11/24/2010	05/07/2015	1.000	34.75	33.70		1.05
GENERAL MOTORS CO	37045V100		11/24/2010	06/25/2015	1.000	34.66	33.70		.96
GENERAL MOTORS CO	37045V100		11/24/2010	06/25/2015	1.000	34.69	33.70		.99
GOOGLE INC CLASS C	38259P706		00/00/0000	05/07/2015		18.34	.00		18.34
INVESCO LTD	G491BT108		07/22/2010	11/10/2015	5.000	163.75	96.63		67.12
INVESCO LTD	G491BT108		07/22/2010	11/11/2015	2.000	66.73	38.65		28.08



Capital Gain and Loss Schedule

A D JOHNSON FOUNDATION PCIAA
Account Number V 19076-00-5

Long-Term Noncovered

* Code W indicates Wash Sale
L indicates a Nondeductible Loss other than a Wash Sale
** Ordinary Income D indicates Ordinary Income gain or loss
F indicates Foreign Exchange gain or loss on Capital Transactions

Description	CUSIP	Code*	Date Acquired		Units	Proceeds	Cost or Other Basis	Adjustments to gain or loss	Gain or Loss Ordinary Income**
			Date Sold	Date Sold					
INVESCO LTD	G491BT108		07/22/2010	11/11/2015	1.000	33.50	19.32	14.18	
ISHARES MSCI EAFE INDEX FUND	464287465		07/12/2011	01/30/2015	55.000	3,383.70	3,186.66	197.04	
ISHARES MSCI EAFE INDEX FUND	464287465		07/12/2011	02/02/2015	18.000	1,108.90	1,042.91	65.99	
JPM MID CAP GRWTH FD - SEL	4812C1710		06/19/2003	11/04/2015	40.349	1,192.31	755.74	436.57	
MERCK & CO INC	589331107		00/00/0000	02/10/2015		40.77	.00	40.77	
MERCK AND CO INC	58933Y105		09/14/2009	07/09/2015	3.000	172.89	98.69	74.20	
MERCK AND CO INC	58933Y105		09/14/2009	07/10/2015	2.000	115.85	65.79	50.06	
MERCK AND CO INC	58933Y105		09/14/2009	07/13/2015	1.000	58.19	32.89	25.30	
MERCK AND CO INC	58933Y105		09/14/2009	07/13/2015	1.000	57.82	32.90	24.92	
MERCK AND CO INC	58933Y105		09/14/2009	07/14/2015	1.000	57.97	32.89	25.08	
MERCK AND CO INC	58933Y105		09/14/2009	07/14/2015	1.000	58.38	32.90	25.48	
MERCK AND CO INC	58933Y105		09/14/2009	07/15/2015	2.000	113.83	65.79	48.04	
MERCK AND CO INC	58933Y105		09/14/2009	07/27/2015	1.000	56.76	32.90	23.86	



Capital Gain and Loss Schedule

A D JOHNSON FOUNDATION PCIAA
Account Number. V 19076-00-5

Long-Term Noncovered

* Code W indicates Wash Sale

L indicates a Nondeductible Loss other than a Wash Sale

** Ordinary Income D indicates Ordinary Income gain or loss

F indicates Foreign Exchange gain or loss on Capital transactions

Description	CUSIP	Code*	Date Acquired Date Sold	Units	Proceeds	Cost or Other Basis	Adjustments to gain or loss	Gain or Loss Ordinary Income**
MERCK AND CO INC	58933Y105		09/14/2009 07/27/2015	3.000	170.85	98.68		72.17
MERCK AND CO INC	58933Y105		09/14/2009 07/27/2015	4.000	227.43	131.58		95.85
MERCK AND CO INC	58933Y105		10/10/2008 07/28/2015	1.000	57.23	25.13		32.10
MERCK AND CO INC	58933Y105		10/10/2008 07/28/2015	2.000	113.81	50.26		63.55
MERCK AND CO INC	58933Y105		10/10/2008 07/29/2015	2.000	117.05	50.25		66.80
ORACLE CORP	68389X105		10/13/2009 04/10/2015	14.000	613.33	293.56		319.77
ORACLE CORP	68389X105		10/13/2009 10/02/2015	24.000	881.87	503.25		378.62
ORACLE CORP	68389X105		10/13/2009 11/10/2015	2.000	79.66	41.94		37.72
ORACLE CORP	68389X105		10/13/2009 11/10/2015	18.000	718.14	377.43		340.71
ORACLE CORP	68389X105		10/13/2009 11/10/2015	12.000	479.04	251.62		227.42
ORACLE CORP	68389X105		10/13/2009 11/10/2015	1.000	39.86	20.97		18.89
PACCAR INC	693718108		01/05/2010 07/30/2015	4.000	258.65	148.55		110.10
PACCAR INC	693718108		01/05/2010 07/30/2015	3.000	194.38	111.41		82.97



Capital Gain and Loss Schedule
A D JOHNSON FOUNDATION PCIAA
 Account Number: V 19076-00-5

Long-Term Noncovered

* Code W indicates Wash Sale
 L indicates e Nondeductible Loss other than a Wash Sale
 ** Ordinary Income D indicates Ordinary Income gain or loss
 F indicates Foreign Exchange gain or loss on Capital transactions

Description	CUSIP	Code*	Date Acquired Date Sold	Units	Proceeds	Cost or Other Basis	Adjustments to gain or loss	Gain or Loss Ordinary Income**
QUALCOMM INC	747525103		07/01/2003 01/16/2015	1.000	70.99	18.14		52.85
QUALCOMM INC	747525103		07/01/2003 01/22/2015	15.000	1,077.30	272.17		805.13
QUALCOMM INC	747525103		07/01/2003 04/08/2015	1.000	67.29	18.15		49.14
QUALCOMM INC	747525103		07/01/2003 04/08/2015	1.000	67.41	18.14		49.27
QUALCOMM INC	747525103		07/01/2003 04/08/2015	1.000	67.25	18.15		49.10
QUALCOMM INC	747525103		07/01/2003 04/08/2015	2.000	134.49	36.29		98.20
QUALCOMM INC	747525103		07/01/2003 04/09/2015	1.000	68.14	18.14		50.00
QUALCOMM INC	747525103		07/01/2003 04/09/2015	1.000	68.57	18.15		50.42
QUALCOMM INC	747525103		07/01/2003 05/08/2015	15.000	1,035.70	272.17		763.53
QUALCOMM INC	747525103		07/01/2003 05/08/2015	7.000	484.78	127.02		357.76
SCHERING-PLOUGH CORP	806605101		00/00/0000 02/11/2015	0.676	107.32	.00		107.32
SYNCHRONY FINANCIAL	87165B103		00/00/0000 12/23/2015	0.676	21.09	.00		21.09
T ROWE PRICE OVERSEAS STOCK	77956H757		Various 02/06/2015	4,261.469	41,080.57	34,283.56		6,797.01



Capital Gain and Loss Schedule

A D JOHNSON FOUNDATION PCIAA

Account Number: V 19076-00-5

Long-Term Noncovered

* Code W indicates Wash Sale
 L indicates a Nondeductible Loss other than a Wash Sale
 ** Ordinary Income D indicates Ordinary Income gain or loss
 F indicates Foreign Exchange gain or loss on Capital transactions

Description	CUSIP	Code*	Date Acquired		Units	Proceeds	Cost or Other Basis	Adjustments to gain or loss	Gain or Loss Ordinary Income**
			Date Sold						
TIME WARNER INC	887317303		Various	10/27/2015	10,000	729.02	224.70	504.32	
TIME WARNER INC	887317303		10/21/2008	10/27/2015	2,000	145.77	42.64	103.13	
TOPBUILD CORP-W/I	89055F103		00/00/0000	09/09/2015	0.444	13.58	.00	13.58	
UNITED TECHNOLOGIES CORP	913017109		01/20/2006	04/02/2015	8,000	937.03	445.80	491.23	
UNITED TECHNOLOGIES CORP	913017109		12/01/2005	09/15/2015	11,000	1,019.32	598.15	421.17	
VERIZON COMMUNICATIONS INC	92343V104		Various	06/02/2015	41,000	2,016.14	1,400.45	615.69	
YUM BRANDS INC	988498101		03/05/2010	03/11/2015	2,000	153.93	69.59	84.34	
YUM BRANDS INC	988498101		03/05/2010	03/11/2015	1,000	76.67	34.79	41.88	
YUM BRANDS INC	988498101		03/05/2010	03/11/2015	4,000	306.17	139.17	167.00	
YUM BRANDS INC	988498101		03/05/2010	03/11/2015	3,000	229.46	104.38	125.08	
YUM BRANDS INC	988498101		03/05/2010	03/11/2015	3,000	230.72	104.38	126.34	
YUM BRANDS INC	988498101		Various	03/12/2015	7,000	542.68	238.38	304.30	
YUM BRANDS INC	988498101		09/10/2009	03/12/2015	1,000	76.98	33.50	43.48	



Capital Gain and Loss Schedule

A D JOHNSON FOUNDATION PCIAA
Account Number V 19076-00-5

Long-Term Noncovered

* Code W indicates Wash Sale
L indicates a Nondeductible Loss other than a Wash Sale
** Ordinary Income D indicates Ordinary Income gain or loss
F indicates Foreign Exchange gain or loss on Capital transactions

Description	CUSIP	Code*	Date Acquired Date Sold	Units	Proceeds	Cost or Other Basis	Adjustments to gain or loss	Gain or Loss Ordinary Income**
YUM BRANDS INC	988498101		09/10/2009 08/11/2015	16.000	1,335.11	536.02		799.09
YUM BRANDS INC	988498101		09/10/2009 08/11/2015	3.000	250.35	100.50		149.85
YUM BRANDS INC	988498101		09/10/2009 08/11/2015	1.000	83.45	33.50		49.95
Total Long-Term Noncovered					85,486.82	65,134.74		20,352.08



A D JOHNSON FOUNDATION PCIAA ACCT. X19076516
For the Period 12/1/15 to 12/31/15



00640730180210423603
00740730040640061403

Account Summary CONTINUED

Tax Summary	Current Period Value	Year-to-Date Value
Domestic Dividends/Distributions	12,848.80	30,858.68
Foreign Dividends	52.99	466.73
Interest Income	2.89	34.44
Taxable Income	\$12,904.68	\$31,359.85

Cash Receipts	8.77
Other Income & Receipts	\$6.77

Cost Summary	Cost
Equity	707,857.36
Cash & Fixed Income	509,187.23
Total	\$1,217,044.59

	Current Period Value	Year-to-Date Value
LT Capital Gain Distributions	7,577.05	7,579.47
ST Realized Gain/Loss	(688.92)	(18,265.17)
LT Realized Gain/Loss	1,553.76	49,250.81
Realized Gain/Loss	\$8,441.89	\$38,565.11

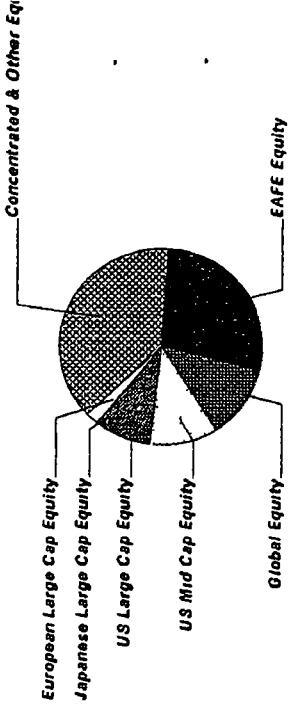
Unrealized Gain/Loss	To-Date Value
	\$106,380.06



A D JOHNSON FOUNDATION PCIAA ACCT. X19076516
For the Period 12/1/15 to 12/31/15

Equity Summary

Asset Categories	Beginning Market Value	Ending Market Value	Change In Value	Current Allocation
US Large Cap Equity	45,911.80	44,851.40	(1,060.40)	3%
US Mid Cap Equity	91,045.52	82,665.08	(8,380.44)	6%
EAFE Equity	241,240.72	232,283.79	(8,956.93)	16%
European Large Cap Equity	15,840.44	15,363.04	(477.40)	1%
Japanese Large Cap Equity	32,867.66	29,109.04	(3,758.62)	2%
Global Equity	104,677.86	100,888.88	(3,788.98)	7%
Concentrated & Other Equity	329,928.73	324,351.28	(5,577.45)	22%
Total Value	\$861,512.73	\$829,512.51	(\$32,000.22)	57%



Equity as a percentage of your portfolio - 57 %

Market Value/Cost	Current Period Value
Market Value	829,512.51
Tax Cost	707,857.36
Unrealized Gain/Loss	121,655.15
Estimated Annual Income	15,511.66
Accrued Dividends	641.30
Yield	1.86%



A D JOHNSON FOUNDATION PCIAA ACCT. X19076516
For the Period 12/1/15 to 12/31/15



00640730180210423604
00740730040640061404

Note: P indicates position adjusted for Pending Trade Activity.

Equity Detail

	Price	Quantity	Value	Adjusted Tax Cost Original Cost	Unrealized Gain/Loss	Est. Annual Inc. Accrued Div	Yield
US Large Cap Equity							
SPDR S&P 500 ETF TRUST 78462F-10-3 SPY	203.87	220.000	44,851.40	43,034.51	1,816.89	925.32 266.54	2.06%
US Mid Cap Equity							
ISHARES CORE S&P MIDCAP ETF 484287-50-7 IJH	139.32	264.000	36,780.48	23,294.07	13,486.41	574.20	1.56%
JPM MID CAP GRWTH FD - SEL FUND 3120 4812C1-71-0 HLGEX	27.45	847.909	23,275.10	16,242.27	7,032.83		
JPM MKT EXP ENH INDEX FD - SEL FUND 3708 4812C1-63-7 PGMIX	10.19	2,218.793	22,609.50	20,945.41	1,664.09	270.69	1.20%
Total US Mid Cap Equity			\$82,665.08	\$60,481.75	\$22,183.33	\$844.89	1.02%
EAFE Equity							
BARC EAFE REN MAT 02/18/16 2X LEV, 10 57% CAP, 21 14% MAX INITIAL LEVEL-01/30/15 SX5E:3351.44 UKX:6749 40 TPX:1415 07 06741U-QC-1	101.25	35,000.000	35,437.50	35,000.00	437.50		

J.P. Morgan



A D JOHNSON FOUNDATION PCIAA ACCT. X19076516
For the Period 12/1/15 to 12/31/15

	Price	Quantity	Value	Adjusted Tax Cost Original Cost	Unrealized Gain/Loss	Est. Annual Inc Accrued Div	Yield
EAFE Equity							
CAPITAL GR NON US EQUITY 14042Y-60-1 CNUS X	11.18	4,562,438	51,008.06	52,332.19	(1,324.13)	606.80	1.19%
DEUTSCHE X-TRACKERS MSCI EAF 233051-20-0 DBEF	27.16	1,148,000	31,179.68	34,088.59	(2,908.91)	1,015.98	3.26%
ISHARES MSCI EAFE INDEX FUND 464287-46-5 EFA	58.72	793,000	46,564.96	47,365.32	(800.36)	1,284.66	2.76%
MFS INTL VALUE-I 55273E-82-2 MINI X	35.72	725,408	25,911.57	20,480.81	5,430.76	386.64	1.49%
T ROWE PRICE OVERSEAS STOCK 77956H-75-7 TROS X	8.99	4,692,105	42,182.02	40,915.16	1,266.86		
Total EAFE Equity			\$232,283.79	\$230,182.07	\$2,101.72	\$3,294.08	1.42%
European Large Cap Equity							
VANGUARD FTSE EUROPE ETF 922042-87-4 VGK	49.88	308,000	15,363.04	17,065.81	(1,702.77)	499.57	3.25%
Japanese Large Cap Equity							
BROWN ADV JAPAN ALPHA OPP-IS 115233-57-9 BAFJ X	10.88	2,675,463	29,109.04	28,980.69	128.35	2,539.01	8.72%



A D JOHNSON FOUNDATION PCIAA ACCT. X19076516
For the Period 12/1/15 to 12/31/15



00640730180210423605
00740730040640061405

	Price	Quantity	Value	Adjusted Tax Cost Original Cost	Unrealized Gain/Loss	Est. Annual Inc. Accrued Div	Yield
Global Equity							
JPM GLBL RES ENH INDEX FD - SEL FUND 3457 46637K-51-3 JEIT X	17.84	5,655,206	100,888.88	99,096.10	1,792.78	1,945.39	1.93%
Concentrated & Other Equity							
ABBOTT LABORATORIES 002824-10-0 ABT	44.91	56,000	2,514.96	2,497.18	17.78	58.24	2.32%
ACCENTURE PLC-CL A G1151C-10-1 ACN	104.50	26,000	2,717.00	2,116.06	600.94	57.20	2.11%
ACE LTD H0023R-10-5 ACE	116.85	37,000	4,323.45	1,854.41	2,469.04	99.16	2.29%
ADOBE SYSTEMS INC 00724F-10-1 ADBE	93.94	32,000	3,006.08	1,046.44	1,959.64	21.07	
AETNA INC 00817Y-10-8 AET	108.12	26,000	2,811.12	2,682.88	128.24	26.00	0.92%
ALEXION PHARMACEUTICALS INC 015351-10-9 ALXN	190.75	13,000	2,479.75	1,844.20	635.55		
ALLEGION PLC G0176J-10-9 ALLE	65.92	25,000	1,648.00	1,633.61	14.39	10.00	0.61%
ALLERGAN PLC G0177J-10-8 AGN	312.50	27,000	8,437.50	7,384.04	1,053.46		
ALLIANCE DATA SYSTEMSCORP 018581-10-8 ADS	276.57	5,000	1,382.85	882.66	500.19		
ALPHABET INC/CA-CL C 02079K-10-7 GOOG	758.88	12,000	9,106.56	5,097.70	4,008.86		



A D JOHNSON FOUNDATION PCIAA ACCT. X19076516
For the Period 12/1/15 to 12/31/15

	Price	Quantity	Value	Adjusted Tax Cost Original Cost	Unrealized Gain/Loss	Est Annual Inc. Accrued Div	Yield
Concentrated & Other Equity							
ALPHABET INC/CA-CL A 02079K-30-5 GOOGL	778.01	4,000	3,112.04	1,600.35	1,511.69		
AMAZON.COM INC 023135-10-6 AMZN	675.89	11,000	7,434.79	4,651.12	2,783.67		
ANADARKO PETROLEUM CORP 032511-10-7 APC	48.58	26,000	1,263.08	1,849.73	(586.65)	28.08	2.22%
APPLE INC 037833-10-0 AAPL	105.26	119,000	12,525.94	2,787.13	9,738.81	247.52	1.98%
AT&T INC 00206R-10-2 T	34.41	91,000	3,131.31	3,138.12	(6.81)	174.72	5.58%
AVAGO TECHNOLOGIES LTD Y0486S-10-4 AVGO	145.15	60,000	8,709.00	1,988.09	6,720.91	105.60	1.21%
BANK OF AMERICA CORP 060505-10-4 BAC	16.83	377,000	6,344.91	3,740.48	2,604.43	75.40	1.19%
BIOGEN INC 09062X-10-3 BIIB	306.35	8,000	2,450.80	478.70	1,972.10		
BLACKROCK INC 09247X-10-1 BLK	340.52	8,000	2,724.16	2,695.34	28.82	69.76	2.56%
BRISTOL-MYERS SQUIBB CO 110122-10-8 BMY	68.79	60,000	4,127.40	2,350.58	1,776.82	91.20 22.80	2.21%
BROADCOM CORP-CL A 111320-10-7 BRCM	57.82	44,000	2,544.08	1,664.81	879.27	24.64	0.97%
CARNIVAL CORP 143658-30-0 CCL	54.48	63,000	3,432.24	3,286.46	145.78	75.60	2.20%
CBS CORP-CLASS B NON VOTING 124857-20-2 CBS	47.13	45,000	2,120.85	2,617.23	(496.38)	27.00 6.75	1.27%



A D JOHNSON FOUNDATION PCIAA ACCT. X19076516
For the Period 12/1/15 to 12/31/15

	Price	Quantity	Value	Adjusted Tax Cost Original Cost	Unrealized Gain/Loss	Est. Annual Inc Accrued Div.	Yield
Concentrated & Other Equity							
CELGENE CORP 151020-10-4 CELG	119.76	35.000	4,191.60	1,712.42	2,479.18	141.24	4.76%
CHEVRON CORP 166764-10-0 CVX	89.96	33.000	2,968.68	2,719.37	249.31	141.24	4.76%
CITIGROUP INC 172967-42-4 C	51.75	91.000	4,709.25	3,990.97	1,318.28	18.20	0.39%
CMS ENERGY CORP 125896-10-0 CMS	36.08	52.000	1,876.16	1,806.46	69.70	60.32	3.22%
COCA-COLA CO/THE 191216-10-0 KO	42.96	65.000	2,792.40	2,862.10	(69.70)	85.80	3.07%
COGNIZANT TECH SOLUTIONS-A 192446-10-2 CTSH	60.02	19.000	1,140.38	1,290.00	(149.62)		
COLGATE-PALMOLIVE CO 194162-10-3 CL	66.62	20.000	1,332.40	1,229.67	102.73	30.40	2.28%
COLUMBIA PIPELINE GROUP -W/I 198280-10-9 CPGX	20.00	108.000	2,160.00	2,657.56	(497.56)	54.00	2.50%
COMCAST CORP-CLASS A 20030N-10-1 CMCS A	56.43	43.000	2,426.49	730.26	1,696.23	43.00	1.77%
COSTCO WHOLESALE CORP 22160K-10-5 COST	161.50	16.000	2,584.00	2,067.23	516.77	25.60	0.99%
CROWN HOLDINGS INC 228368-10-6 CCK	50.70	20.000	1,014.00	1,005.14	8.86		
CSX CORP 126408-10-3 CSX	25.95	59.000	1,531.05	1,630.70	(99.65)	42.48	2.77%
DISCOVER FINANCIAL SERVICES 254709-10-8 DFS	53.62	48.000	2,573.76	2,623.63	(49.87)	53.76	2.09%



A D JOHNSON FOUNDATION PCIAA ACCT. X19076516
For the Period 12/1/15 to 12/31/15

	Price	Quantity	Value	Adjusted Tax Cost Original Cost	Unrealized Gain/Loss	Est Annual Inc Accrued Div	Yield
Concentrated & Other Equity							
DISH NETWORK CORP-A 25470M-10-9 DISH	57.18	38,000	2,172.84	1,427.74	745.10	92.00 23.00	3.57%
DOW CHEMICAL CO/THE 260543-10-3 DOW	51.48	50,000	2,574.00	2,660.59	(86.59)		
DU PONT (E.I.) DE NEMOURS 263534-10-9 DD	66.60	49,000	3,263.40	2,904.10	359.30	74.48	2.28%
ELI LILLY & CO 532457-10-8 LLY	84.26	41,000	3,454.66	3,459.12	(4.46)	83.64	2.42%
EQT CORP 26884L-10-9 EQT	52.13	22,000	1,146.86	1,670.96	(524.10)	2.64	0.23%
FACEBOOK INC-A 30303M-10-2 FB	104.66	71,000	7,430.86	5,633.47	1,797.39		
FIDELITY NATIONAL INFO SERV 31620M-10-6 FIS	60.60	43,000	2,605.80	2,725.16	(119.36)	44.72	1.72%
GENERAL MOTORS CO 37045V-10-0 GM	34.01	103,000	3,503.03	2,757.56	745.47	148.32	4.23%
GENERAL ELECTRIC CO 369604-10-3 GE	31.15	171,000	5,326.65	4,547.90	778.75	157.32 39.33	2.95%
GILEAD SCIENCES INC 375558-10-3 GILD	101.19	26,000	2,630.94	2,820.46	(189.52)	44.72	1.70%
HARMAN INTERNATIONAL 413086-10-9 HAR	94.21	25,000	2,355.25	2,458.86	(103.61)	35.00	1.49%
HARTFORD FINANCIAL SVCS GRP 416515-10-4 HIG	43.46	48,000	2,086.08	1,435.41	650.67	40.32 10.08	1.93%
HESS CORP 42809H-10-7 HES	48.48	26,000	1,260.48	1,328.56	(68.08)	26.00	2.06%



A D JOHNSON FOUNDATION PCIAA ACCT. X19076516
For the Period 12/1/15 to 12/31/15

	Price	Quantity	Value	Adjusted Tax Cost Original Cost	Unrealized Gain/Loss	Est. Annual Inc. Accrued Div.	Yield
Concentrated & Other Equity							
HOME DEPOT INC 437076-10-2 HD	132.25	51,000	6,744.75	2,135.18	4,609.57	120.36	1.78%
HONEYWELL INTERNATIONAL INC 438516-10-6 HON	103.57	65,000	6,732.05	3,186.64	3,545.41	154.70	2.30%
HP INC 40434L-10-5 HPQ	11.84	105,000	1,243.20	1,276.70	(33.50)	52.08 13.02	4.19%
HUMANA INC 444859-10-2 HUM	178.51	18,000	3,213.18	1,260.54	1,952.64	20.88 5.22	0.65%
ILLUMINA INC 452327-10-9 ILMN	191.95	10,000	1,919.45	1,989.23	(69.78)		
L-3 COMMUNICATIONS HOLDINGS 502424-10-4 LLL	119.51	14,000	1,673.14	1,788.00	(114.86)	36.40	2.18%
LAM RESEARCH CORP 512807-10-8 LRCX	79.42	50,000	3,971.00	3,082.56	888.44	60.00 15.00	1.51%
LENNOX INTERNATIONAL INC 526107-10-7 LJI	124.90	15,000	1,873.50	1,836.54	36.96	21.60 5.40	1.15%
LOWE'S COS INC 548661-10-7 LOW	76.04	79,000	6,007.16	1,598.06	4,409.10	88.48	1.47%
MARSH & MCLENNAN COS 571748-10-2 MMC	55.45	58,000	3,216.10	2,689.11	526.99	71.92	2.24%
MARTIN MARIETTA MATERIALS 573284-10-6 MLM	136.58	13,000	1,775.54	2,198.54	(423.00)	20.80	1.17%
MASCO CORP 574599-10-6 MAS	28.30	88,000	2,490.40	1,021.63	1,468.77	33.44	1.34%
MASTERCARD INC-CLASS A 57636Q-10-4 MA	97.36	58,000	5,646.88	1,928.08	3,718.80	44.08	0.78%



A D JOHNSON FOUNDATION PCIAA ACCT. X19076516
For the Period 12/1/15 to 12/31/15

	Price	Quantity	Value	Adjusted Tax Cost Original Cost	Unrealized Gain/Loss	Est. Annual Inc. Accrued Div	Yield
Concentrated & Other Equity							
MCKESSON CORP 58155Q-10-3 MCK	197.23	7,000	1,380.61	1,583.07	(202.46)	7.84 2.80	0.57%
METLIFE INC 59156R-10-8 MET	48.21	65,000	3,133.65	1,797.07	1,336.58	97.50	3.11%
MICROSOFT CORP 594918-10-4 MSFT	55.48	198,000	10,985.04	5,554.93	5,430.11	285.12	2.60%
MOLSON COORS BREWING CO - B 60871R-20-9 TAP	93.92	34,000	3,193.28	2,639.25	554.03	55.76	1.75%
MONDELEZ INTERNATIONAL INC-A 609207-10-5 MDLZ	44.84	73,000	3,273.32	1,791.75	1,481.57	49.64 12.41	1.52%
MORGAN STANLEY 617446-44-8 MS	31.81	171,000	5,439.51	4,583.26	856.25	102.60	1.89%
NISOURCE INC 65479P-10-5 NI	19.51	104,000	2,029.04	1,490.23	538.81	64.48	3.18%
NXP SEMICONDUCTORS NV N6596X-10-9 NXPI	84.25	24,000	2,022.00	2,551.62	(529.62)		
OCCIDENTAL PETROLEUM CORP 674599-10-5 OXY	67.61	92,000	6,220.12	6,326.21	(306.09)	276.00 69.00	4.44%
PACCAR INC 693718-10-8 PCAR	47.40	51,000	2,417.40	1,474.92	942.48	48.96 71.40	2.03%
PEPSICO INC 713448-10-8 PEP	99.92	31,000	3,097.52	2,968.26	129.26	87.11 21.78	2.81%
PFIZER INC 717081-10-3 PFE	32.28	113,000	3,647.64	3,898.46	(250.82)	135.60	3.72%
PIONEER NATURAL RESOURCES CO 723787-10-7 PXD	125.98	11,000	1,379.18	1,583.05	(203.87)	0.88	0.06%



A D JOHNSON FOUNDATION PCIAA ACCT. X19076516
For the Period 12/1/15 to 12/31/15



00640/30180210423608
00740730040640061408

	Price	Quantity	Value	Adjusted Tax Cost Original Cost	Unrealized Gain/Loss	Est. Annual Inc. Accrued Div	Yield
Concentrated & Other Equity							
PROCTER & GAMBLE CO/THE 742718-10-9 PG	79.41	46 000	3,652.86	2,525.08	1,127.78	121.99	3.34%
SCHLUMBERGER LTD 806857-10-8 SLB	69.75	43 000	2,999.25	3,398.59	(399.34)	86.00 21.50	2.87%
SCHWAB (CHARLES) CORP 808513-10-5 SCHW	32.93	89 000	2,930.77	2,574.99	355.78	21.36	0.73%
STANLEY BLACK & DECKER INC 854502-10-1 SWK	106.73	15 000	1,600.95	1,598.12	2.83	33.00	2.06%
SVB FINANCIAL GROUP 78486Q-10-1 SIVB	118.90	13 000	1,545.70	1,641.93	(96.23)		
SYNCHRONY FINANCIAL 87165B-10-3 SYF	30.41	55 000	1,672.55	1,338.14	334.41		
TE CONNECTIVITY LTD H84989-10-4 TEL	64.61	33 000	2,132.13	2,359.00	(226.87)	43.56	2.04%
TIME WARNER INC 887317-30-3 TWX	64.67	80 000	5,173.60	1,485.10	3,688.50	112.00	2.16%
TJX COMPANIES INC 872540-10-9 TJX	70.91	30 000	2,127.30	1,715.19	412.11	25.20	1.18%
TWENTY-FIRST CENTURY FOX-A 90130A-10-1 FOXA	27.16	108 000	2,933.28	3,462.15	(528.87)	32.40	1.10%
UNION PACIFIC CORP 907818-10-8 UNP	78.20	19 000	1,485.80	1,738.53	(252.73)	41.80	2.81%
UNITEDHEALTH GROUP INC 91324P-10-2 UNH	117.64	48 000	5,646.72	2,228.51	3,418.21	96.00	1.70%
UNITED CONTINENTAL HOLDINGS 910047-10-9 UAL	57.30	46 000	2,635.80	1,859.75	776.05		



A D JOHNSON FOUNDATION PCIAA ACCT. X19076516
For the Period 12/1/15 to 12/31/15

	Price	Quantity	Value	Adjusted Tax Cost Original Cost	Unrealized Gain/Loss	Est. Annual Inc. Accrued Div.	Yield
Concentrated & Other Equity							
UNITED TECHNOLOGIES CORP 913017-10-9 UTX	96.07	40,000	3,842.80	2,432.55	1,410.25	102.40	2.66%
VALERO ENERGY CORP 91913Y-10-0 VLO	70.71	14,000	989.94	951.91	38.03	28.00	2.83%
VERTEX PHARMACEUTICALS INC 92532F-10-0 VRTX	125.83	27,000	3,397.41	2,084.14	1,313.27		
VISA INC-CLASS A SHARES 92826C-83-9 V	77.55	33,000	2,559.15	2,534.35	24.80	18.48	0.72%
WABCO HOLDINGS INC 92927K-10-2 WBC	102.26	12,000	1,227.12	1,534.70	(307.58)		
WALT DISNEY CO/THE 254687-10-6 DIS	105.08	20,000	2,101.60	1,307.80	793.80	28.40 14.20	1.35%
WELLS FARGO & CO 949746-10-1 WFC	54.36	175,000	9,513.00	4,370.29	5,142.71	262.50	2.76%
Total Concentrated & Other Equity			\$324,351.28	\$229,016.43	\$95,334.85	\$5,463.40 \$374.76	1.68%



A D JOHNSON FOUNDATION PCIAA ACCT. X19076516
For the Period 12/1/15 to 12/31/15



00640730180210423609
00740730040640061409

Alternative Assets Summary

Asset Categories	Beginning Estimated Value	Ending Estimated Value	Change In Value	Current Allocation
Hedge Funds	153,460.89	149,092.39	(4,368.50)	10%

Alternative Assets Detail

	Price	Quantity	Estimated Value	Cost
Hedge Funds				
EQUINOX CAMPBELL STRATEGY-I 29446A-81-9 EBSI X	11.00	2,311.066	25,421.73	27,825.23
GATEWAY FD-Y 367829-88-4 GTEY X	29.71	1,107.033	32,889.95	29,279.21
GOLDMAN SACHS STRAT NC-INST 38145C-64-6 GSZI X	9.62	1,521.258	14,634.50	15,988.42
GOTHAM ABSOLUTE RETURN-INS 360873-13-7 GARI X	12.31	2,353.187	28,967.73	31,580.35
INV BALANCED-RISK ALLOC-Y 00141V-69-7 ABRV X	10.37	2,964.503	30,741.90	36,252.02
PIMCO MTGE OPPORTUNITIES-P 72201U-64-6 PMZP X	10.93	1,503.804	16,436.58	16,602.00
Total Hedge Funds			\$149,092.39	\$157,527.23

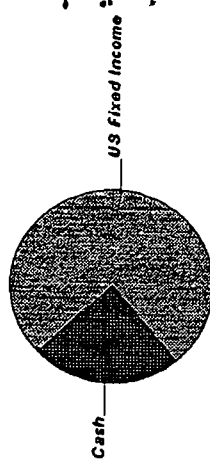


A D JOHNSON FOUNDATION PCIAA ACCT. X19076516
For the Period 12/1/15 to 12/31/15

Cash & Fixed Income Summary

Asset Categories	Beginning Market Value	Ending Market Value	Change In Value	Current Allocation
Cash	121,430.38	121,723.83	293.45	8%
US Fixed Income	369,842.22	380,623.15	10,780.93	25%
Total Value	\$491,272.60	\$502,346.98	\$11,074.38	33%

Market Value/Cost	Current Period Value
Market Value	502,346.98
Tax Cost	509,187.23
Unrealized Gain/Loss	(6,840.25)
Estimated Annual Income	10,155.70
Accrued Interest	2.95
Yield	2.02%



SUMMARY BY MATURITY

Cash & Fixed Income	Market Value	% of Bond Portfolio
0-6 months ¹	502,346.98	100%

¹ The years indicate the number of years until the bond is scheduled to mature based on the statement end date. Some bonds may be called, or paid in full, before their stated maturity.

SUMMARY BY TYPE

Cash & Fixed Income	Market Value	% of Bond Portfolio
Cash	121,723.83	24%
Mutual Funds	380,623.15	76%
Total Value	\$502,346.98	100%

Cash & Fixed Income as a percentage of your portfolio - 33 %



A D JOHNSON FOUNDATION PCIAA ACCT. X19076516
For the Period 12/1/15 to 12/31/15

Note: ¹ This is the Annual Percentage Yield (APY) which is the rate earned if balances remain on deposit for a full year with compounding, there is no change in the interest rate and all interest is left in the account

Cash & Fixed Income Detail

	Price	Quantity	Value	Adjusted Tax Cost Original Cost	Unrealized Gain/Loss	Est. Annual Income Accrued Interest	Yield
Cash							
US DOLLAR PRINCIPAL	1.00	121,570.07	121,570.07	121,570.07		36.46 2.95	0.03% ¹
PROCEEDS FROM PENDING SALES							
Total Cash	1.00	153.76	153.76	153.76		\$36.46 \$2.95	0.03%
			\$121,723.83	\$121,723.83	\$0.00		
US Fixed Income							
DODGE & COX INCOME FD 256210-10-5	13.29	2,419.59	32,156.34	32,813.14	(656.80)	975.09	3.03%
JPM STRAT INC OPP FD - SEL FUND 3844 4812A4-35-1	11.09	2,517.22	27,915.96	27,498.03	417.93	959.06	3.44%
JPM CORE BD FD - SEL FUND 3720 4812C0-38-1	11.54	9,124.86	105,300.83	105,302.62	(1.79)	2,463.71	2.34%
JPM SHORT DURATION BD FD - SEL FUND 3133 4812C1-33-0	10.81	5,549.70	59,992.29	60,396.43	(404.14)	543.87	0.91%
JPM UNCONSTRAINED DEBT FD - SELECT FUND 2130 48121A-29-0	9.63	6,193.11	59,639.68	60,956.99	(1,317.31)	2,347.18	3.94%



A D JOHNSON FOUNDATION PCIAA ACCT. X19076516
For the Period 12/1/15 to 12/31/15

	Price	Quantity	Value	Adjusted Tax Cost Original Cost	Unrealized Gain/Loss	Est Annual Income Accrued Interest	Yield
US Fixed Income							
JPM INFLATION MGD BD FD - SEL FUND 2037 48121A-56-3	10.08	3,166.50	31,918.33	33,460.94	(1,542.61)	446.47	1.40%
BLACKROCK HIGH YIELD PT-BLAC 091929-68-7	7.13	4,285.26	30,553.88	33,810.67	(3,256.79)	1,778.38	5.82%
METROPOLITAN WEST FDS TOTAL RET CLI 592905-50-9	10.62	3,121.08	33,145.84	33,224.58	(78.74)	605.48	1.83%
Total US Fixed Income			\$380,623.15	\$387,463.40	(\$6,840.25)	\$10,119.24	2.66%