



See a Social Security Number? Say Something!  
Report Privacy Problems to <https://public.resource.org/privacy>  
Or call the IRS Identity Theft Hotline at 1-800-908-4490



ENVELOPE MAY 16 2016 POSTMARK DATE

For calendar year 2015 or tax year beginning , and ending

Name of foundation <b>DAROLD A NEWBLOM FOUNDATION</b>			A Employer identification number <b>36-3696589</b>	
Number and street (or P.O. box number if mail is not delivered to street address) <b>1208 LARAMIE AVE</b>		Room/suite	B Telephone number (see instructions) <b>308-762-4400</b>	
City or town <b>ALLIANCE</b>	State <b>NE</b>	ZIP code <b>69301</b>		
Foreign country name		Foreign province/state/county	Foreign postal code	
G Check all that apply: <input type="checkbox"/> Initial return <input type="checkbox"/> Initial return of a former public charity <input type="checkbox"/> Final return <input type="checkbox"/> Amended return <input type="checkbox"/> Address change <input type="checkbox"/> Name change			D 1. Foreign organizations, check here <input type="checkbox"/> 2. Foreign organizations meeting the 85% test, check here and attach computation <input type="checkbox"/> E If private foundation status was terminated under section 507(b)(1)(A), check here <input type="checkbox"/> F If the foundation is in a 60-month termination under section 507(b)(1)(B), check here <input type="checkbox"/>	
H Check type of organization: <input type="checkbox"/> Section 501(c)(3) exempt private foundation <input checked="" type="checkbox"/> Section 4947(a)(1) nonexempt charitable trust <input type="checkbox"/> Other taxable private foundation				
I Fair market value of all assets at end of year (from Part II, col (c), line 16) ▶ \$ <b>221,417</b>		J Accounting method: <input checked="" type="checkbox"/> Cash <input type="checkbox"/> Accrual <input type="checkbox"/> Other (specify) _____ (Part I, column (d) must be on cash basis.)		

Part I Analysis of Revenue and Expenses (The total of amounts in columns (b), (c), and (d) may not necessarily equal the amounts in column (a) (see instructions) )		(a) Revenue and expenses per books	(b) Net investment income	(c) Adjusted net income	(d) Disbursements for charitable purposes (cash basis only)
Revenue	1 Contributions, gifts, grants, etc., received (attach schedule)				
	2 Check <input type="checkbox"/> if the foundation is not required to attach Sch. B				
	3 Interest on savings and temporary cash investments	25	25		
	4 Dividends and interest from securities	1,746	1,746		
	5a Gross rents				
	b Net rental income or (loss)				
	6a Net gain or (loss) from sale of assets not on line 10	9,275			
	b Gross sales price for all assets on line 6a 70,190				
	7 Capital gain net income (from Part IV, line 2)		9,275		
	8 Net short-term capital gain				
	9 Income modifications				
	10a Gross sales less returns and allowances				
Operating and Administrative Expenses	b Less Cost of goods sold				
	c Gross profit or (loss) (attach schedule)				
	11 Other income (attach schedule)	2,575	2,575		
	12 Total. Add lines 1 through 11	13,621	13,621	0	
	13 Compensation of officers, directors, trustees, etc				
	14 Other employee salaries and wages				
	15 Pension plans, employee benefits				
	16a Legal fees (attach schedule)				
	b Accounting fees (attach schedule)	600			600
	c Other professional fees (attach schedule)	5,000	3,500		1,500
	17 Interest				
	18 Taxes (attach schedule) (see instructions)	202			202
	19 Depreciation (attach schedule) and depletion				
	20 Occupancy				
	21 Travel, conferences, and meetings				
	22 Printing and publications	225	225		
	23 Other expenses (attach schedule)	1,247			1,247
	24 Total operating and administrative expenses. Add lines 13 through 23	7,274	3,725	0	3,549
	25 Contributions, gifts, grants paid	8,900			8,900
	26 Total expenses and disbursements. Add lines 24 and 25	16,174	3,725	0	12,449
	27 Subtract line 26 from line 12				
	a Excess of revenue over expenses and disbursements	-2,553			
	b Net investment income (if negative, enter -0-)		9,896		
	c Adjusted net income (if negative, enter -0-)			0	

<b>Part II Balance Sheets</b>		Attached schedules and amounts in the description column should be for end-of-year amounts only (See instructions.)		
		Beginning of year	End of year	
		(a) Book Value	(b) Book Value	(c) Fair Market Value
<b>Assets</b>	<b>1</b> Cash—non-interest-bearing			
	<b>2</b> Savings and temporary cash investments	22,728	10,469	10,469
	<b>3</b> Accounts receivable ▶			
	Less: allowance for doubtful accounts ▶			
	<b>4</b> Pledges receivable ▶			
	Less: allowance for doubtful accounts ▶			
	<b>5</b> Grants receivable			
	<b>6</b> Receivables due from officers, directors, trustees, and other disqualified persons (attach schedule) (see instructions)			
	<b>7</b> Other notes and loans receivable (attach schedule) ▶			
	Less: allowance for doubtful accounts ▶			
	<b>8</b> Inventories for sale or use			
	<b>9</b> Prepaid expenses and deferred charges			
	<b>10a</b> Investments—U S and state government obligations (attach schedule)			
	<b>b</b> Investments—corporate stock (attach schedule)	81,104	90,810	115,365
	<b>c</b> Investments—corporate bonds (attach schedule)			
<b>Liabilities</b>	<b>11</b> Investments—land, buildings, and equipment: basis ▶			
	Less: accumulated depreciation (attach schedule) ▶			
	<b>12</b> Investments—mortgage loans			
	<b>13</b> Investments—other (attach schedule)	100,000	100,000	95,583
	<b>14</b> Land, buildings, and equipment: basis ▶			
	Less: accumulated depreciation (attach schedule) ▶			
	<b>15</b> Other assets (describe ▶ )			
	<b>16</b> <b>Total assets</b> (to be completed by all filers—see the instructions. Also, see page 1, item I)	203,832	201,279	221,417
<b>Net Assets or Fund Balances</b>	<b>17</b> Accounts payable and accrued expenses			
	<b>18</b> Grants payable			
	<b>19</b> Deferred revenue			
	<b>20</b> Loans from officers, directors, trustees, and other disqualified persons			
	<b>21</b> Mortgages and other notes payable (attach schedule)			
	<b>22</b> Other liabilities (describe ▶ )			
	<b>23</b> <b>Total liabilities</b> (add lines 17 through 22)	0	0	
<b>Foundations that follow SFAS 117, check here and complete lines 24 through 26 and lines 30 and 31.</b> <input type="checkbox"/>	<b>24</b> Unrestricted			
	<b>25</b> Temporarily restricted			
	<b>26</b> Permanently restricted			
	<b>Foundations that do not follow SFAS 117, check here and complete lines 27 through 31.</b> <input type="checkbox"/>			
	<b>27</b> Capital stock, trust principal, or current funds	306,186	306,186	
	<b>28</b> Paid-in or capital surplus, or land, bldg, and equipment fund			
	<b>29</b> Retained earnings, accumulated income, endowment, or other funds	-102,354	-104,907	
	<b>30</b> <b>Total net assets or fund balances</b> (see instructions)	203,832	201,279	
<b>Net Assets or Fund Balances</b>	<b>31</b> <b>Total liabilities and net assets/fund balances</b> (see instructions)	203,832	201,279	

**Part III Analysis of Changes in Net Assets or Fund Balances**

<b>1</b> Total net assets or fund balances at beginning of year—Part II, column (a), line 30 (must agree with end-of-year figure reported on prior year's return)	<b>1</b>	203,832
<b>2</b> Enter amount from Part I, line 27a	<b>2</b>	-2,553
<b>3</b> Other increases not included in line 2 (itemize) ▶ <u>ROUNDING</u>	<b>3</b>	
<b>4</b> Add lines 1, 2, and 3	<b>4</b>	201,279
<b>5</b> Decreases not included in line 2 (itemize) ▶	<b>5</b>	
<b>6</b> Total net assets or fund balances at end of year (line 4 minus line 5)—Part II, column (b), line 30	<b>6</b>	201,279

**Part IV Capital Gains and Losses for Tax on Investment Income**

(a) List and describe the kind(s) of property sold (e.g., real estate, 2-story brick warehouse, or common stock, 200 shs. MLC Co.)		(b) How acquired P—Purchase D—Donation	(c) Date acquired (mo., day, yr.)	(d) Date sold (mo., day, yr.)
<b>1a</b> SEE ATTACHMENT		P	VARIOUS	VARIOUS
<b>b</b> CAPITAL GAIN DISTRIBUTIONS		P	VARIOUS	VARIOUS
<b>c</b>				
<b>d</b>				
<b>e</b>				
(e) Gross sales price	(f) Depreciation allowed (or allowable)	(g) Cost or other basis plus expense of sale	(h) Gain or (loss) (e) plus (f) minus (g)	
<b>a</b> 69,030		60,915	8,115	
<b>b</b> 1,160			1,160	
<b>c</b>				
<b>d</b>				
<b>e</b>				
Complete only for assets showing gain in column (h) and owned by the foundation on 12/31/69				
(i) FMV as of 12/31/69	(j) Adjusted basis as of 12/31/69	(k) Excess of col. (i) over col. (j), if any	(l) Gains (Col. (h) gain minus col. (k), but not less than -0-) or Losses (from col. (h))	
<b>a</b>			8,115	
<b>b</b>			1,160	
<b>c</b>				
<b>d</b>				
<b>e</b>				
<b>2</b> Capital gain net income or (net capital loss) { If gain, also enter in Part I, line 7 If (loss), enter -0- in Part I, line 7 }		<b>2</b>	9,275	
<b>3</b> Net short-term capital gain or (loss) as defined in sections 1222(5) and (6). If gain, also enter in Part I, line 8, column (c) (see instructions). If (loss), enter -0- in Part I, line 8 }		<b>3</b>	0	

**Part V Qualification Under Section 4940(e) for Reduced Tax on Net Investment Income**

(For optional use by domestic private foundations subject to the section 4940(a) tax on net investment income.)

If section 4940(d)(2) applies, leave this part blank.

Was the foundation liable for the section 4942 tax on the distributable amount of any year in the base period?

☐ Yes ☒ No

If "Yes," the foundation does not qualify under section 4940(e). Do not complete this part.

**1** Enter the appropriate amount in each column for each year, see the instructions before making any entries

(a) Base period years Calendar year (or tax year beginning in)	(b) Adjusted qualifying distributions	(c) Net value of noncharitable-use assets	(d) Distribution ratio (col. (b) divided by col. (c))
2014	12,030	235,700	0.051039
2013	11,515	230,253	0.050010
2012	11,942	130,467	0.091533
2011	14,841	134,572	0.110283
2010	12,560	196,057	0.064063
<b>2</b> Total of line 1, column (d)			<b>2</b> 0.366928
<b>3</b> Average distribution ratio for the 5-year base period—divide the total on line 2 by 5, or by the number of years the foundation has been in existence if less than 5 years			<b>3</b> 0.073386
<b>4</b> Enter the net value of noncharitable-use assets for 2015 from Part X, line 5			<b>4</b> 226,472
<b>5</b> Multiply line 4 by line 3			<b>5</b> 16,620
<b>6</b> Enter 1% of net investment income (1% of Part I, line 27b)			<b>6</b> 99
<b>7</b> Add lines 5 and 6			<b>7</b> 16,719
<b>8</b> Enter qualifying distributions from Part XII, line 4 If line 8 is equal to or greater than line 7, check the box in Part VI, line 1b, and complete that part using a 1% tax rate. See the Part VI instructions			<b>8</b> 12,449

**Part VI Excise Tax Based on Investment Income (Section 4940(a), 4940(b), 4940(e), or 4948—see instructions)**

1a	Exempt operating foundations described in section 4940(d)(2), check here <input type="checkbox"/> and enter "N/A" on line 1 Date of ruling or determination letter. (attach copy of letter if necessary—see instructions)			
b	Domestic foundations that meet the section 4940(e) requirements in Part V, check here <input type="checkbox"/> and enter 1% of Part I, line 27b	1		198
c	All other domestic foundations enter 2% of line 27b. Exempt foreign organizations enter 4% of Part I, line 12, col (b)			
2	Tax under section 511 (domestic section 4947(a)(1) trusts and taxable foundations only. Others enter -0-)	2		0
3	Add lines 1 and 2	3		198
4	Subtitle A (income) tax (domestic section 4947(a)(1) trusts and taxable foundations only. Others enter -0-)	4		
5	<b>Tax based on investment income.</b> Subtract line 4 from line 3. If zero or less, enter -0-	5		198
6	Credits/Payments.			
a	2015 estimated tax payments and 2014 overpayment credited to 2015	6a		
b	Exempt foreign organizations—tax withheld at source	6b		
c	Tax paid with application for extension of time to file (Form 8868)	6c		
d	Backup withholding erroneously withheld	6d		
7	Total credits and payments. Add lines 6a through 6d	7		0
8	Enter any <b>penalty</b> for underpayment of estimated tax. Check here <input type="checkbox"/> if Form 2220 is attached	8		
9	<b>Tax due.</b> If the total of lines 5 and 8 is more than line 7, enter <b>amount owed</b>	9		198
10	<b>Overpayment.</b> If line 7 is more than the total of lines 5 and 8, enter the <b>amount overpaid</b>	10		0
11	Enter the amount of line 10 to be. <b>Credited to 2016 estimated tax</b> <b>Refunded</b>	11		0

**Part VII-A Statements Regarding Activities**

	Yes	No
1a During the tax year, did the foundation attempt to influence any national, state, or local legislation or did it participate or intervene in any political campaign?		X
b Did it spend more than \$100 during the year (either directly or indirectly) for political purposes (see Instructions for the definition)? <i>If the answer is "Yes" to 1a or 1b, attach a detailed description of the activities and copies of any materials published or distributed by the foundation in connection with the activities</i>		X
c Did the foundation file <b>Form 1120-POL</b> for this year?		X
d Enter the amount (if any) of tax on political expenditures (section 4955) imposed during the year. (1) On the foundation. ▶ \$ (2) On foundation managers ▶ \$		
e Enter the reimbursement (if any) paid by the foundation during the year for political expenditure tax imposed on foundation managers ▶ \$		
2 Has the foundation engaged in any activities that have not previously been reported to the IRS? <i>If "Yes," attach a detailed description of the activities</i>		X
3 Has the foundation made any changes, not previously reported to the IRS, in its governing instrument, articles of incorporation, or bylaws, or other similar instruments? <i>If "Yes," attach a conformed copy of the changes</i>		X
4a Did the foundation have unrelated business gross income of \$1,000 or more during the year?		X
b If "Yes," has it filed a tax return on <b>Form 990-T</b> for this year?	N/A	
5 Was there a liquidation, termination, dissolution, or substantial contraction during the year? <i>If "Yes," attach the statement required by General Instruction T.</i>		X
6 Are the requirements of section 508(e) (relating to sections 4941 through 4945) satisfied either: • By language in the governing instrument, or • By state legislation that effectively amends the governing instrument so that no mandatory directions that conflict with the state law remain in the governing instrument?	X	
7 Did the foundation have at least \$5,000 in assets at any time during the year? <i>If "Yes," complete Part II, col. (c), and Part XV</i>	X	
8a Enter the states to which the foundation reports or with which it is registered (see instructions) NE		
b If the answer is "Yes" to line 7, has the foundation furnished a copy of Form 990-PF to the Attorney General (or designate) of each state as required by <i>General Instruction G</i> ? <i>If "No," attach explanation</i>	X	
9 Is the foundation claiming status as a private operating foundation within the meaning of section 4942(j)(3) or 4942(j)(5) for calendar year 2015 or the taxable year beginning in 2015 (see instructions for Part XIV)? <i>If "Yes," complete Part XIV</i>		X
10 Did any persons become substantial contributors during the tax year? <i>If "Yes," attach a schedule listing their names and addresses</i>		X

**Part VII-A Statements Regarding Activities (continued)**

11	At any time during the year, did the foundation, directly or indirectly, own a controlled entity within the meaning of section 512(b)(13)? If "Yes," attach schedule (see instructions)	11		X
12	Did the foundation make a distribution to a donor advised fund over which the foundation or a disqualified person had advisory privileges? If "Yes," attach statement (see instructions)	12		X
13	Did the foundation comply with the public inspection requirements for its annual returns and exemption application? Website address ► NONE	13	X	
14	The books are in care of ► WALLY SEILER Telephone no ► (308) 762-4693 Located at ► 1208 LARAMIE AVE ALLIANCE NE ZIP+4 ► 69301			
15	Section 4947(a)(1) nonexempt charitable trusts filing Form 990-PF in lieu of Form 1041—Check here and enter the amount of tax-exempt interest received or accrued during the year ► 15	15		
16	At any time during calendar year 2015, did the foundation have an interest in or a signature or other authority over a bank, securities, or other financial account in a foreign country? See the instructions for exceptions and filing requirements for FinCEN Form 114. If "Yes," enter the name of the foreign country ►	16	Yes	No
				X

**Part VII-B Statements Regarding Activities for Which Form 4720 May Be Required**

File Form 4720 if any item is checked in the "Yes" column, unless an exception applies.

		Yes	No
1a	During the year did the foundation (either directly or indirectly)		
	(1) Engage in the sale or exchange, or leasing of property with a disqualified person? <input type="checkbox"/> Yes <input checked="" type="checkbox"/> No		
	(2) Borrow money from, lend money to, or otherwise extend credit to (or accept it from) a disqualified person? <input type="checkbox"/> Yes <input checked="" type="checkbox"/> No		
	(3) Furnish goods, services, or facilities to (or accept them from) a disqualified person? <input type="checkbox"/> Yes <input checked="" type="checkbox"/> No		
	(4) Pay compensation to, or pay or reimburse the expenses of, a disqualified person? <input type="checkbox"/> Yes <input checked="" type="checkbox"/> No		
	(5) Transfer any income or assets to a disqualified person (or make any of either available for the benefit or use of a disqualified person)? <input type="checkbox"/> Yes <input checked="" type="checkbox"/> No		
	(6) Agree to pay money or property to a government official? (Exception. Check "No" if the foundation agreed to make a grant to or to employ the official for a period after termination of government service, if terminating within 90 days) <input type="checkbox"/> Yes <input checked="" type="checkbox"/> No		
b	If any answer is "Yes" to 1a(1)–(6), did any of the acts fail to qualify under the exceptions described in Regulations section 53.4941(d)-3 or in a current notice regarding disaster assistance (see instructions)? Organizations relying on a current notice regarding disaster assistance check here ► <input type="checkbox"/>	1b	N/A
c	Did the foundation engage in a prior year in any of the acts described in 1a, other than excepted acts, that were not corrected before the first day of the tax year beginning in 2015?	1c	X
2	Taxes on failure to distribute income (section 4942) (does not apply for years the foundation was a private operating foundation defined in section 4942(j)(3) or 4942(j)(5))		
a	At the end of tax year 2015, did the foundation have any undistributed income (lines 6d and 6e, Part XIII) for tax year(s) beginning before 2015? <input type="checkbox"/> Yes <input checked="" type="checkbox"/> No If "Yes," list the years ► 20____, 20____, 20____, 20____		
b	Are there any years listed in 2a for which the foundation is <b>not</b> applying the provisions of section 4942(a)(2) (relating to incorrect valuation of assets) to the year's undistributed income? (If applying section 4942(a)(2) to all years listed, answer "No" and attach statement—see instructions)	2b	N/A
c	If the provisions of section 4942(a)(2) are being applied to any of the years listed in 2a, list the years here ► 20____, 20____, 20____, 20____		
3a	Did the foundation hold more than a 2% direct or indirect interest in any business enterprise at any time during the year? <input type="checkbox"/> Yes <input checked="" type="checkbox"/> No		
b	If "Yes," did it have excess business holdings in 2015 as a result of (1) any purchase by the foundation or disqualified persons after May 26, 1969, (2) the lapse of the 5-year period (or longer period approved by the Commissioner under section 4943(c)(7)) to dispose of holdings acquired by gift or bequest, or (3) the lapse of the 10-, 15-, or 20-year first phase holding period? (Use Schedule C, Form 4720, to determine if the foundation had excess business holdings in 2015)	3b	N/A
4a	Did the foundation invest during the year any amount in a manner that would jeopardize its charitable purposes?	4a	X
b	Did the foundation make any investment in a prior year (but after December 31, 1969) that could jeopardize its charitable purpose that had not been removed from jeopardy before the first day of the tax year beginning in 2015?	4b	X

**Part VII-B Statements Regarding Activities for Which Form 4720 May Be Required (continued)**

**5a** During the year did the foundation pay or incur any amount to:

(1) Carry on propaganda, or otherwise attempt to influence legislation (section 4945(e))? ☐ Yes ☒ No

(2) Influence the outcome of any specific public election (see section 4955), or to carry on, directly or indirectly, any voter registration drive? ☐ Yes ☒ No

(3) Provide a grant to an individual for travel, study, or other similar purposes? ☒ Yes ☐ No

(4) Provide a grant to an organization other than a charitable, etc., organization described in section 4945(d)(4)(A)? (see instructions) ☐ Yes ☒ No

(5) Provide for any purpose other than religious, charitable, scientific, literary, or educational purposes, or for the prevention of cruelty to children or animals? ☐ Yes ☒ No

**b** If any answer is "Yes" to 5a(1)–(5), did **any** of the transactions fail to qualify under the exceptions described in Regulations section 53.4945 or in a current notice regarding disaster assistance (see instructions)? ☐ Yes ☒ No

Organizations relying on a current notice regarding disaster assistance check here ☐

**c** If the answer is "Yes" to question 5a(4), does the foundation claim exemption from the tax because it maintained expenditure responsibility for the grant? ☐ Yes ☐ No

If "Yes," attach the statement required by Regulations section 53.4945–5(d)

**6a** Did the foundation, during the year, receive any funds, directly or indirectly, to pay premiums on a personal benefit contract? ☐ Yes ☒ No

**b** Did the foundation, during the year, pay premiums, directly or indirectly, on a personal benefit contract? ☐ Yes ☒ No

If "Yes" to 6b, file Form 8870.

**7a** At any time during the tax year, was the foundation a party to a prohibited tax shelter transaction? ☐ Yes ☒ No

**b** If "Yes," did the foundation receive any proceeds or have any net income attributable to the transaction? ☐ Yes ☒ No

**Part VIII Information About Officers, Directors, Trustees, Foundation Managers, Highly Paid Employees, and Contractors****1 List all officers, directors, trustees, foundation managers and their compensation (see instructions).**

(a) Name and address	(b) Title, and average hours per week devoted to position	(c) Compensation (If not paid, enter -0-)	(d) Contributions to employee benefit plans and deferred compensation	(e) Expense account, other allowances
FRANK TOLSTEDT 137 W 21ST ST ALLIANCE, NE 69301	PRESIDENT/DIRECTOR PARTTIME	0		
WALLY SEILER 1208 LARAMIE AVE ALLIANCE, NE 69301	TREASURER/DIRECTOR PARTTIME	0		
HERBERT SAMPSON III 9202 W DODGE RD SUITE 307 OMAHA, NE	V PRES/DIRECTOR PARTTIME	0		

**2 Compensation of five highest-paid employees (other than those included on line 1—see instructions). If none, enter "NONE."**

(a) Name and address of each employee paid more than \$50,000	(b) Title, and average hours per week devoted to position	(c) Compensation	(d) Contributions to employee benefit plans and deferred compensation	(e) Expense account, other allowances
NONE				

Total number of other employees paid over \$50,000 ☐

**Part VIII Information About Officers, Directors, Trustees, Foundation Managers, Highly Paid Employees, and Contractors** *(continued)***3 Five highest-paid independent contractors for professional services (see instructions). If none, enter "NONE."**

(a) Name and address of each person paid more than \$50,000	(b) Type of service	(c) Compensation
NONE		
<b>Total number of others receiving over \$50,000 for professional services</b>		<b>▶</b>

**Part IX-A Summary of Direct Charitable Activities**

List the foundation's four largest direct charitable activities during the tax year. Include relevant statistical information such as the number of organizations and other beneficiaries served, conferences convened, research papers produced, etc.	Expenses
<b>1</b> TO PROVIDE SCHOLARSHIPS FOR DESERVING YOUNG MEN & WOMEN OF WHATEVER ORIGIN & TO ASSIST THEM IN ATTENDING ANY EDUCATION INSTITUTION IN THIS COUNTRY OR ABROAD SCHEDULE ATTACHED (7 STUDENTS)	3,500
<b>2</b> TO ASSIST IN & FUND EQUIPMENT OR PROVIDE FOR THE MAINTENANCE OF INSTITUTIONS OR ASSOCIATIONS FOR THE ADVANCEMENT OF LEARNING, ART APPRECIATION, ELDER CARE IN THIS COUNTRY - SCHEDULE ATTACHED (4 ORGANIZATIONS/ENTITIES SERVED)	5,400
<b>3</b>	
<b>4</b>	

**Part IX-B Summary of Program-Related Investments (see instructions)**

Describe the two largest program-related investments made by the foundation during the tax year on lines 1 and 2	Amount
<b>1</b>	
<b>2</b>	
All other program-related investments See instructions	
<b>3</b>	
<b>Total. Add lines 1 through 3</b>	<b>▶ 0</b>



**Part X Minimum Investment Return** (All domestic foundations must complete this part. Foreign foundations, see instructions.)

<b>1</b>	Fair market value of assets not used (or held for use) directly in carrying out charitable, etc., purposes		
<b>a</b>	Average monthly fair market value of securities	<b>1a</b>	118,064
<b>b</b>	Average of monthly cash balances	<b>1b</b>	16,274
<b>c</b>	Fair market value of all other assets (see instructions)	<b>1c</b>	95,583
<b>d</b>	<b>Total</b> (add lines 1a, b, and c)	<b>1d</b>	229,921
<b>e</b>	Reduction claimed for blockage or other factors reported on lines 1a and 1c (attach detailed explanation)	<b>1e</b>	
<b>2</b>	Acquisition indebtedness applicable to line 1 assets	<b>2</b>	
<b>3</b>	Subtract line 2 from line 1d	<b>3</b>	229,921
<b>4</b>	Cash deemed held for charitable activities. Enter 1 1/2 % of line 3 (for greater amount, see instructions)	<b>4</b>	3,449
<b>5</b>	<b>Net value of noncharitable-use assets.</b> Subtract line 4 from line 3. Enter here and on Part V, line 4	<b>5</b>	226,472
<b>6</b>	<b>Minimum investment return.</b> Enter 5% of line 5	<b>6</b>	11,324

**Part XI Distributable Amount** (see instructions) (Section 4942(j)(3) and (j)(5) private operating foundations and certain foreign organizations check here ☐ and do not complete this part.)

<b>1</b>	Minimum investment return from Part X, line 6	<b>1</b>	11,324
<b>2a</b>	Tax on investment income for 2015 from Part VI, line 5	<b>2a</b>	198
<b>b</b>	Income tax for 2015 (This does not include the tax from Part VI)	<b>2b</b>	
<b>c</b>	Add lines 2a and 2b	<b>2c</b>	198
<b>3</b>	Distributable amount before adjustments. Subtract line 2c from line 1	<b>3</b>	11,126
<b>4</b>	Recoveries of amounts treated as qualifying distributions	<b>4</b>	
<b>5</b>	Add lines 3 and 4	<b>5</b>	11,126
<b>6</b>	Deduction from distributable amount (see instructions)	<b>6</b>	
<b>7</b>	<b>Distributable amount as adjusted.</b> Subtract line 6 from line 5. Enter here and on Part XIII, line 1	<b>7</b>	11,126

**Part XII Qualifying Distributions** (see instructions)

<b>1</b>	Amounts paid (including administrative expenses) to accomplish charitable, etc., purposes		
<b>a</b>	Expenses, contributions, gifts, etc.—total from Part I, column (d), line 26	<b>1a</b>	12,449
<b>b</b>	Program-related investments—total from Part IX-B	<b>1b</b>	
<b>2</b>	Amounts paid to acquire assets used (or held for use) directly in carrying out charitable, etc., purposes	<b>2</b>	
<b>3</b>	Amounts set aside for specific charitable projects that satisfy the:		
<b>a</b>	Suitability test (prior IRS approval required)	<b>3a</b>	
<b>b</b>	Cash distribution test (attach the required schedule)	<b>3b</b>	
<b>4</b>	<b>Qualifying distributions.</b> Add lines 1a through 3b. Enter here and on Part V, line 8, and Part XIII, line 4	<b>4</b>	12,449
<b>5</b>	Foundations that qualify under section 4940(e) for the reduced rate of tax on net investment income. Enter 1% of Part I, line 27b (see instructions)	<b>5</b>	
<b>6</b>	<b>Adjusted qualifying distributions.</b> Subtract line 5 from line 4	<b>6</b>	12,449

**Note.** The amount on line 6 will be used in Part V, column (b), in subsequent years when calculating whether the foundation qualifies for the section 4940(e) reduction of tax in those years.

**Part XIII Undistributed Income** (see instructions)

	(a) Corpus	(b) Years prior to 2014	(c) 2014	(d) 2015
<b>1</b> Distributable amount for 2015 from Part XI, line 7				11,126
<b>2</b> Undistributed income, if any, as of the end of 2015				
<b>a</b> Enter amount for 2014 only			0	
<b>b</b> Total for prior years. 20____, 20____, 20____				
<b>3</b> Excess distributions carryover, if any, to 2015.				
<b>a</b> From 2010	2,777			
<b>b</b> From 2011	8,188			
<b>c</b> From 2012	5,501			
<b>d</b> From 2013	79			
<b>e</b> From 2014	427			
<b>f</b> Total of lines 3a through e	16,972			
<b>4</b> Qualifying distributions for 2015 from Part XII, line 4 ▶ \$ 12,449				
<b>a</b> Applied to 2014, but not more than line 2a				
<b>b</b> Applied to undistributed income of prior years (Election required—see instructions)				
<b>c</b> Treated as distributions out of corpus (Election required—see instructions)				
<b>d</b> Applied to 2015 distributable amount				11,126
<b>e</b> Remaining amount distributed out of corpus	1,323			
<b>5</b> Excess distributions carryover applied to 2015 (If an amount appears in column (d), the same amount must be shown in column (a) )				
<b>6</b> Enter the net total of each column as indicated below:				
<b>a</b> Corpus Add lines 3f, 4c, and 4e Subtract line 5	18,295			
<b>b</b> Prior years' undistributed income Subtract line 4b from line 2b		0		
<b>c</b> Enter the amount of prior years' undistributed income for which a notice of deficiency has been issued, or on which the section 4942(a) tax has been previously assessed				
<b>d</b> Subtract line 6c from line 6b Taxable amount—see instructions				
<b>e</b> Undistributed income for 2014. Subtract line 4a from line 2a Taxable amount—see instructions			0	
<b>f</b> Undistributed income for 2015 Subtract lines 4d and 5 from line 1 This amount must be distributed in 2016				0
<b>7</b> Amounts treated as distributions out of corpus to satisfy requirements imposed by section 170(b)(1)(F) or 4942(g)(3) (Election may be required—see instructions)				
<b>8</b> Excess distributions carryover from 2010 not applied on line 5 or line 7 (see instructions)	2,777			
<b>9</b> Excess distributions carryover to 2016. Subtract lines 7 and 8 from line 6a	15,518			
<b>10</b> Analysis of line 9.				
<b>a</b> Excess from 2011	8,188			
<b>b</b> Excess from 2012	5,501			
<b>c</b> Excess from 2013	79			
<b>d</b> Excess from 2014	427			
<b>e</b> Excess from 2015	1,323			



**Part XV Supplementary Information (continued)****3 Grants and Contributions Paid During the Year or Approved for Future Payment**

Recipient Name and address (home or business)	If recipient is an individual, show any relationship to any foundation manager or substantial contributor	Foundation status of recipient	Purpose of grant or contribution	Amount
<b>a</b> <i>Paid during the year</i>				
CRAWFORD HISTORICAL SOCIETY & MUSEUM PO BOX 333 CRAWFORD, NE 69339	NONE		FINE ARTS	630
POST PLAYHOUSE 1000 MAIN STREET CHADRON, NE 69337	NONE		FINE ARTS	3,000
ALLIANCE PUBLIC SCHOOLS 1604 SWEETWATER ALLIANCE, NE 69301	NONE		EDUCATION	450
CARNEGIE ARTS CENTER 204 W 4TH STREET ALLIANCE, NE 69301	NONE		FINE ARTS	1,320
BETHANY BAKER 1521 BIG HORN AVE ALLIANCE, NE 69301	NONE		EDUCATION	500
HANNAH FESSLER 1433 GROVE AVE ALLIANCE, NE 69301	NONE		EDUCATION	500
SEAN STEWART 1636 EMERSON AVE ALLIANCE, NE 69301	NONE		EDUCATION	500
KRISTA CARTER 7591 PERKINS ROAD ALLIANCE, NE 69301	NONE		EDUCATION	500
ROY KESTERSON 1116 MISSISSIPPI AVE ALLIANCE, NE 69301	NONE		EDUCATION	500
VERONICA DURAN 707 PLATTE AVE ALLIANCE, NE 69301	NONE		EDUCATION	500
LOGAN DIETRICH 2811 LAKEFIELD DR ALLIANCE, NE 69301	NONE		EDUCATION	500
<b>Total</b>			<b>3a</b>	8,900
<b>b</b> <i>Approved for future payment</i>				
<b>Total</b>			<b>3b</b>	0

**Part XVI-A Analysis of Income-Producing Activities**

Enter gross amounts unless otherwise indicated

Enter gross amounts unless otherwise indicated		Unrelated business income		Excluded by section 512, 513, or 514		(e) Related or exempt function income (See instructions )
		(a) Business code	(b) Amount	(c) Exclusion code	(d) Amount	
1	Program service revenue					
a						
b						
c						
d						
e						
f						
g	Fees and contracts from government agencies					
2	Membership dues and assessments					
3	Interest on savings and temporary cash investments		25	14		
4	Dividends and interest from securities		1,746	14		
5	Net rental income or (loss) from real estate.					
a	Debt-financed property					
b	Not debt-financed property					
6	Net rental income or (loss) from personal property					
7	Other investment income					
8	Gain or (loss) from sales of assets other than inventory					
9	Net income or (loss) from special events					
10	Gross profit or (loss) from sales of inventory					
11	Other revenue. a <u>ANNUITY DISTRIBUTION</u>		2,575	14		
b						
c						
d						
e						
12	Subtotal. Add columns (b), (d), and (e)		4,346		0	0
13	Total. Add line 12, columns (b), (d), and (e)				13	4,346

(See worksheet in line 13 instructions to verify calculations )

<b>Part XVI-B</b>	<b>Relationship of Activities to the Accomplishment of Exempt Purposes</b>
-------------------	--

[illegible]

**Part XVII Information Regarding Transfers To and Transactions and Relationships With Noncharitable Exempt Organizations**

- |   |   |  |  |
|---|---|--|--|
| 1 | <p>Did the organization directly or indirectly engage in any of the following with any other organization described in section 501(c) of the Code (other than section 501(c)(3) organizations) or in section 527, relating to political organizations?</p>  |  |  |
| a | <p>Transfers from the reporting foundation to a noncharitable exempt organization of</p>  |  |  |
|   | <p>(1) Cash</p>   |  |  |
|   | <p>(2) Other assets</p>   |  |  |
| b | <p>Other transactions</p>   |  |  |
|   | <p>(1) Sales of assets to a noncharitable exempt organization</p>   |  |  |
|   | <p>(2) Purchases of assets from a noncharitable exempt organization</p>   |  |  |
|   | <p>(3) Rental of facilities, equipment, or other assets</p>   |  |  |
|   | <p>(4) Reimbursement arrangements</p>   |  |  |
|   | <p>(5) Loans or loan guarantees</p>   |  |  |
|   | <p>(6) Performance of services or membership or fundraising solicitations</p>   |  |  |
| c | <p>Sharing of facilities, equipment, mailing lists, other assets, or paid employees</p>   |  |  |
| d | <p>If the answer to any of the above is "Yes," complete the following schedule. Column (b) should always show the fair market value of the goods, other assets, or services given by the reporting foundation. If the foundation received less than fair market value in any transaction or sharing arrangement, show in column (d) the value of the goods, other assets, or services received.</p> |  |  |

	Yes	No
1a(1)		X
1a(2)		X
1b(1)		X
1b(2)		X
1b(3)		X
1b(4)		X
1b(5)		X
1b(6)		X
1c		X

[illegible]

- 2a** Is the foundation directly or indirectly affiliated with, or related to, one or more tax-exempt organizations described in section 501(c) of the Code (other than section 501(c)(3)) or in section 527?

☐ Yes ☒ No

- b** If "Yes," complete the following schedule

(a) Name of organization	(b) Type of organization	(c) Description of relationship

**Sign  
Here**

Under penalties of perjury, I declare that I have examined this return, including accompanying schedules and statements, and to the best of my knowledge and belief, it is true, correct, and complete. Declaration of preparer (other than taxpayer) is based on all information of which preparer has any knowledge.

▶ Dally G. Deane

5-6-16

Secretary-Treasurer

May the IRS discuss this return with the preparer shown below (see instructions)? ☒ Yes ☐ No

**Paid  
Preparer  
Use Only**

Print/Type preparer's name

**Karen M Johnson**

Preparer's signature

Kenneth C. Olson

Date \_\_\_\_\_

5/3/2016

Check ☒ if self-employed

PTIN

P00416325

**Firm's name** ▶ **Johnson & Associates**

Firm's EIN ▶ 80-0001929

**Firm's address** ► 803 Box Butte Ave, Alliance, NE 69301

Phone no	308-762-5100
----------	--------------

**Part I, Line 6 (990-PF) - Gain/Loss from Sale of Assets Other Than Inventory**

Amount		Totals										Net Gain or Loss	
Long Term CG Distributions		Capital Gains/Losses										Net Gain or Loss	
Short Term CG Distributions		Other sales										Net Gain or Loss	
Description	CUSIP #	Check "X" to include in Part IV	Check "X" if Purchaser is a Business	Acquisition Method	Date Acquired	Date Sold	Gross Sales Price	Cost or Other Basis	Valuation Method	Expense of Sale and Cost of Improvements	Depreciation	Adjustments	Net Gain or Loss
1 SEE ATTACHMENT		X	X	P	VARIOUS	VARIOUS	69,030	60,915					8,115
2 CAPITAL GAIN DISTRIBUTION		X	X	P	VARIOUS	VARIOUS	1,160						1,160

**Part I, Line 11 (990-PF) - Other Income**

		2,575	2,575	0
Description		Revenue and Expenses per Books	Net Investment Income	Adjusted Net Income
1	Annuity payments	2,575	2,575	
2	Miscellaneous		0	

**Part I, Line 16b (990-PF) - Accounting Fees**

		600	0	0	600
Description		Revenue and Expenses per Books	Net Investment Income	Adjusted Net Income	Disbursements for Charitable Purposes (Cash Basis Only)
1	JOHNSON & ASSOCIATES	600			600
2	DIETRICH & SAUTTER (AUDIT)	0			0

**Part I, Line 16c (990-PF) - Other Professional Fees**

		5,000	3,500	0	1,500
Description		Revenue and Expenses per Books	Net Investment Income	Adjusted Net Income	Disbursements for Charitable Purposes (Cash Basis Only)
1	CONSULTING FEES	1,500			1,500
2	BANK FEES	3,500	3,500		0

**Part I, Line 18 (990-PF) - Taxes**

		202	0	0	202
Description		Revenue and Expenses per Books	Net Investment Income	Adjusted Net Income	Disbursements for Charitable Purposes
1	Real estate tax not included in line 20	0			
2	Tax on investment income	182			182
3	Foreign tax paid	0			
4	Occupation tax	20			20

**Part I, Line 23 (990-PF) - Other Expenses**

		1,247	0	0	1,247
Description		Revenue and Expenses per Books	Net Investment Income	Adjusted Net Income	Disbursements for Charitable Purposes
1	SELECTION COMMITTEE EXPENSE	1,247	0		1,247



**Part II, Line 10b (990-PF) - Investments - Corporate Stock**

Description		Num Shares/ Face Value	Book Value Beg of Year	Book Value End of Year	FMV Beg of Year	FMV End of Year
1	SEE ATTACHMENT		81,104	90,810	120,763	115,365

## Statement of Account

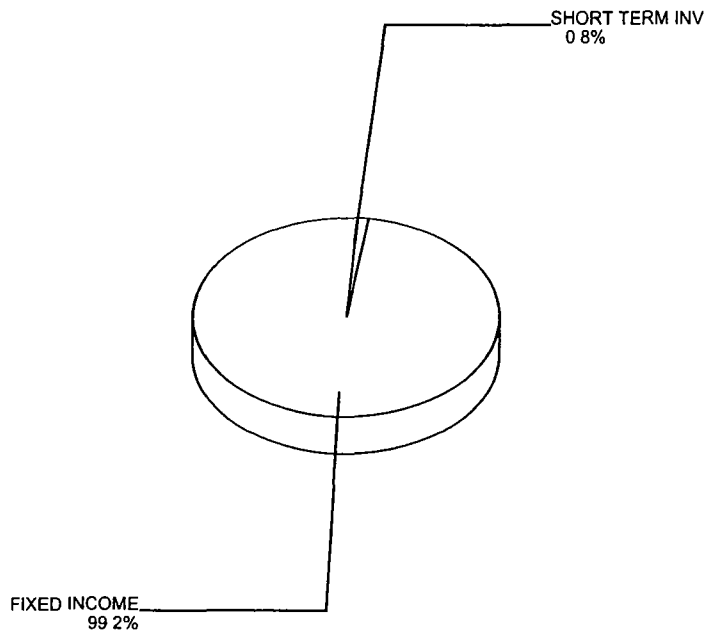
January 1, 2015 to December 31, 2015

Account Name: Darold Newblom Fi Custody  
Account Number: 61-C431-01-4

Administrator Sumi Lee  
(303) 202-5327  
Sumi.Lee@bankofthewest.Com

Recipient **DAROLD NEWBLOM FOUNDATION**  
**C/O WALLY SEILER, SEC-TREAS**  
**1208 LARAMIE AVE**  
**ALLIANCE NE 69301**

### Investment Objective: No Investment Duty



	Market Value	Percent
Short Term Inv	782.47	0.8%
Fixed Income	95,583.01	99.2%
Market Value	96,365.48	100.0%
Total Portfolio Value Plus Accrued Income	96,365.72	

*Handwritten notes:*  
782.47  
100.000  
100782.47  
005

### Activity Summary

Market Value At Beginning of Period	96,034.95
Receipts and Income.....	2,577.30
Expenses and Disbursements.....	-14,173.72
Cash Transfers.....	11,926.95
Realized Gain/Loss.....	0.00
Unrealized Gain/Loss.....	0.00
Market Value At End of Period	96,365.48

### For Your Information

SECURITY PRICES CONTAINED IN THIS STATEMENT ARE OBTAINED FROM THE MOST RELIABLE SOURCES AVAILABLE BUT ARE NOT GUARANTEED BY BANK OF THE WEST. QUOTED PRICES MAY NOT EQUAL ACTUAL PRICES BECAUSE OF SECURITY SIZE, MARKET PRICE, TERM AND DEMAND.

---

**Statement of Account**

**January 1, 2015 to December 31, 2015**

**Account Name:** Darold Newblom Fi Custody  
**Account Number:** 61-C431-01-4

**Short Term Investments**

---

Description	Shares	Total Market Total Cost	Market Price Cost Price	Est Ann Inc Accrued Inc	Yld To Mat Curr Yld
Principal Cash		0 00 0 00			
Income Cash		0 00 0 00			
Bank of The West Advantage Acct	782 470	782 47 782 47	1 00 1.00	2 0 24	 0 31
<b>Total Short Term Investments</b>		<b>782.47 782.47</b>		<b>2 0.24</b>	<b>0.31</b>

---

**Statement of Account**

**January 1, 2015 to December 31, 2015**

**Account Name:** Darold Newblom FI Custody  
**Account Number:** 61-C431-01-4

**Fixed Income**

---

Description and Rating	Par Value	Total Market Total Cost	Market Price Cost Price	Est Ann Inc Accrued Inc	Yld To Mat Curr Yld
<b>Insurance Contracts</b>					
\$100,000 The Standard	1 000	95,583 01	95,583 01		
Annuity Contract #00A8903730		1 00	1 00		
Annuitant: Walter A Seiler					
<b>Total Insurance Contracts</b>		95,583.01			
		1.00			
<b>Total Fixed Income</b>		95,583.01			
		1.00			

## Statement of Account

January 1, 2015 to December 31, 2015

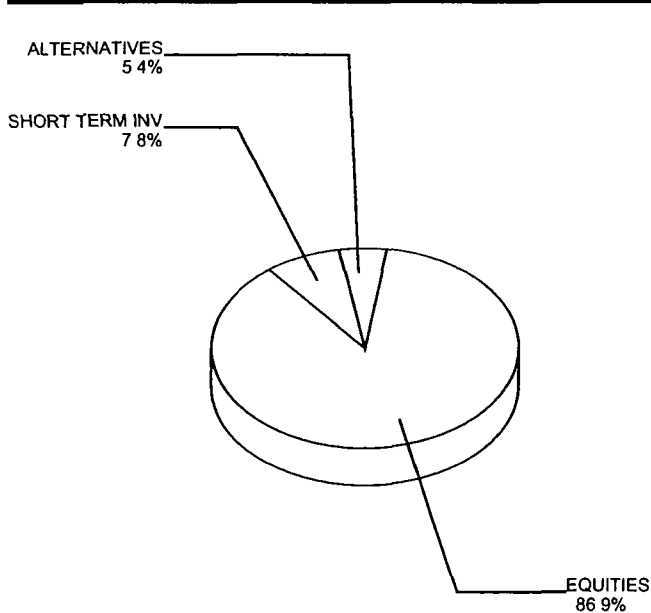
**Account Name:** Darold Newblom -Equities- Fndn AGCY  
**Account Number:** 61-C432-01-2

**Administrator** Sumi Lee  
(303) 202-5327  
Sumi.Lee@bankofthewest.Com

**Investment Representative** Jacob Broderick  
(303) 202-5758  
Jacob.Broderick@bankofthewest.Com

**Recipient** **DAROLD NEWBLOM FOUNDATION**  
**C/O WALLY SEILER, SEC-TREAS**  
**1208 LARAMIE AVE**  
**ALLIANCE NE 69301**

### Investment Objective: Equity Management



	Market Value	Percent
Short Term Inv	96,871.15	7.8%
Equities	108,618.87	86.9%
Alternatives	6,706.72	5.4%
<b>Market Value</b>	<b>125,012.74</b>	<b>100.0%</b>
<b>Total Portfolio Value</b>	<b>125,052.44</b>	
<b>Plus Accrued Income</b>		
<b>T = 100,496.75</b>		

### For Your Information

NOTICE NORTH DAKOTA LAW PROVIDES THAT A TRUST BENEFICIARY OR REPRESENTATIVE OF A BENEFICIARY MAY NOT COMMENCE A PROCEEDING AGAINST A TRUSTEE FOR BREACH OF TRUST MORE THAN ONE YEAR AFTER THE DATE THE BENEFICIARY OR THE REPRESENTATIVE IS SENT A REPORT THAT ADEQUATELY DISCLOSES THE EXISTENCE OF THE POTENTIAL CLAIM FOR BREACH OF TRUST SO THAT THE BENEFICIARY OR REPRESENTATIVE KNOWS OF THE POTENTIAL CLAIM OR SHOULD HAVE INQUIRED INTO ITS EXISTENCE  
SECURITY PRICES CONTAINED IN THIS STATEMENT ARE OBTAINED FROM THE MOST RELIABLE SOURCES AVAILABLE BUT ARE NOT GUARANTEED BY BANK OF THE WEST QUOTED PRICES MAY NOT EQUAL ACTUAL PRICES BECAUSE OF SECURITY SIZE, MARKET PRICE, TERM AND DEMAND

## Statement of Account

January 1, 2015 to December 31, 2015

Account Name: Darold Newblom -Equities- Fndn AGCY  
Account Number: 61-C432-01-2

### Short Term Investments

Description	Shares	Total Market Total Cost	Market Price Cost Price	Est Ann Inc Accrued Inc	Yld To Mat Curr Yld
Principal Cash		0 00 0 00			
Income Cash		0 00 0 00			
Bank of The West Advantage Acct	8,970 790	8,970 79 8,970 79	1 00 1 00	27 1 00	0 31
Bank of The West Advantage Acct (Invested Income)	716 360	716 36 716 36	1 00 1 00	2 0 07	0 31
<b>Total Short Term Investments</b>		<b>9,687.15 9,687.15</b>		<b>29 1.07</b>	<b>0.31</b>

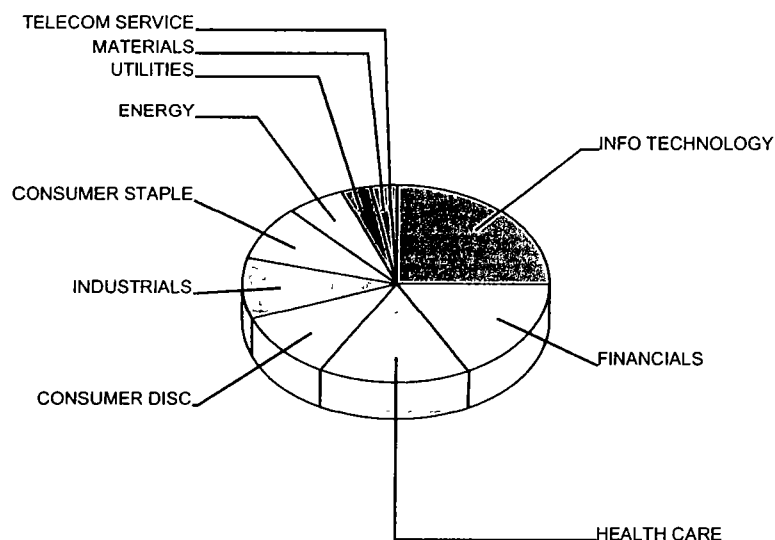
## Statement of Account

January 1, 2015 to December 31, 2015

Account Name: Darold Newblom -Equities- Fndn AGCY  
Account Number: 61-C432-01-2

### Common Stock Diversification Summary

Investment Objective: Equity Management



Industry Sector	Market Value	Percent
Consumer Disc	7,206.59	10.9%
Consumer Staple	5,929.25	9.0%
Energy	3,679.80	5.6%
Financials	11,018.42	16.6%
Health Care	10,740.31	16.2%
Industrials	6,565.69	9.9%
Info Technology	17,240.78	26.0%
Materials	1,443.88	2.2%
Telecom Service	415.98	0.6%
Utilities	1,963.41	3.0%
<b>Total</b>	<b>66,204.11</b>	<b>100.0%</b>

### Equities

Description	Shares	Total Market Total Cost	Market Price Cost Price	Est Ann Inc Accrued Inc	Current Yield
<b>Consumer Discretionary</b>					
Comcast Corp Cl A	36 000	2,031.48 591.77	56.43 16.44	36	1.77
General Mtrs Co Com	32 000	1,088.32 937.89	34.01 29.31	46	4.23
Hanesbrands Inc Com	36 000	1,059.48 1,132.90	29.43 31.47	14	1.36
Michael Kors Hldgs LTD Shs	18 000	721.08 1,078.77	40.06 59.93		
Pvh Corp Com	4.000	294.60 449.32	73.65 112.33		0.20
Starbucks Corp Com	14 000	840.42 493.36	60.03 35.24	11	1.33
Time Warner Inc Com New	8 000	517.36 537.60	64.67 67.20	11	2.16

## Statement of Account

January 1, 2015 to December 31, 2015

Account Name: Darold Newblom -Equities- Fndn AGCY  
 Account Number: 61-C432-01-2

### Equities

Description	Shares	Total Market Total Cost	Market Price Cost Price	Est Ann Inc Accrued Inc	Current Yield
Wyndham Worldwide Corp Com	9 000	653.85 533 01	72 65 59.22	15	2.31
<b>Total Consumer Discretionary</b>		<b>7,206.59</b> <b>5,754.62</b>		<b>133</b>	
<b>Consumer Staples</b>					
CVS Health Corporation	11 000	1,075 47 360 40	97 77 32 76	18	1 74
Lauder Estee Cos Inc Cl A	7 000	616 42 518 43	88.06 74 06	8	1 36
Monster Beverage Corp New Com	8 000	1,191 68 528 83	148 96 66 10		
Pepsico Inc Com	6 000	599.52 193 23	99 92 32 21	16 4 21	2 81
Procter & Gamble Co Com	12.000	952 92 546.07	79 41 45 51	31	3.34
Tyson Foods Inc Cl A	28 000	1,493.24 1,155.18	53 33 41 26	16	1 13
<b>Total Consumer Staples</b>		<b>5,929.25</b> <b>3,302.14</b>		<b>89</b> <b>4.21</b>	
<b>Energy</b>					
Anadarko Pete Corp Com	27 000	1,311.66 2,455 87	48.58 90 96	29	2 22
Apache Corp Com	14 000	622 58 1,011 96	44 47 72 28	14	2 25
Exxon Mobil Corp Com	10 000	779 50 425 39	77 95 42 54	29	3 75
Kinder Morgan Inc Del Com	18 000	268 56 711 28	14 92 39 52	36	13 67
Schlumberger LTD Com	10 000	697 50 913 50	69 75 91 35	20 5 00	2 87
<b>Total Energy</b>		<b>3,679.80</b> <b>5,518.00</b>		<b>128</b> <b>5.00</b>	



## Statement of Account

January 1, 2015 to December 31, 2015

Account Name: Darold Newblom -Equities- Fndn AGCY  
 Account Number: 61-C432-01-2

### Equities

Description	Shares	Total Market Total Cost	Market Price Cost Price	Est Ann Inc Accrued Inc	Current Yield
<b>Financials</b>					
Affiliated Managers Group Com	8 000	1,278.08 1,792.04	159.76 224.01		
American Tower Corporation	11 000	1,066.45 554.00	96.95 50.36	21 5.39	2.02
Berkshire Hathaway Inc Del Cl B New	9 000	1,188.36 1,256.88	132.04 139.65		
Capital One Finl Corp Com	12 000	866.16 655.36	72.18 54.61	19	2.22
Invesco LTD	42.000	1,406.16 824.07	33.48 19.62	45	3.23
JPMorgan Chase & Co Com	18 000	1,188.54 913.44	66.03 50.75	31	2.67
Prudential Finl Inc Com	19 000	1,546.79 825.85	81.41 43.47	53	3.44
Suntrust Bks Inc Com	35.000	1,499.40 819.26	42.84 23.41	33	2.24
Wells Fargo & Co New Com	18 000	978.48 366.22	54.36 20.35	27	2.76
<b>Total Financials</b>		<b>11,018.42</b> <b>8,007.12</b>		<b>229</b> <b>5.39</b>	
<b>Health Care</b>					
Alexion Pharmaceuticals Inc Com	7 000	1,335.25 642.62	190.75 91.80		
Biogen, Inc.	6 000	1,838.10 926.39	306.35 154.40		
Cigna Corp Com	6 000	877.98 475.12	146.33 79.19		0.03
Express Scripts Hldg Co Com	9 000	786.69 634.90	87.41 70.54		
Gilead Sciences Inc Com	24 000	2,428.56 404.72	101.19 16.86	41	1.70

## Statement of Account

January 1, 2015 to December 31, 2015

Account Name: Darold Newblom -Equities- Fndn AGCY  
 Account Number: 61-C432-01-2

### Equities

Description	Shares	Total Market Total Cost	Market Price Cost Price	Est Ann Inc Accrued Inc	Current Yield
Laboratory Corp Amer Hldgs Com New	7 000	865 48 843 88	123 64 120.55		
McKesson Corp Com	5 000	986 15 247 00	197 23 49 40	5 1 40	0 57
Mylan N V Shs Euro	30 000	1,622 10 1,731 07	54 07 57 70		
<b>Total Health Care</b>		<b>10,740.31</b> <b>5,905.70</b>		<b>46</b> <b>1.40</b>	
<b>Industrials</b>					
DanaHER Corp Com	9 000	835.92 420 96	92 88 46.77	4 1 21	0 58
Delta Air Lines Inc Del Com New	44 000	2,230 36 1,855 98	50.69 42 18	23	1.07
Flowserve Corp Com	18 000	757 44 616 84	42 08 34 27	12 3 24	1 71
General Elec Co Com	41.000	1,277 15 1,121 63	31 15 27 36	37 9 43	2 95
Textron Inc Com	12 000	504.12 454 15	42 01 37 85	0 24	0 19
United Technologies Corp Com	10 000	960.70 284 78	96 07 28 48	25	2 66
<b>Total Industrials</b>		<b>6,565.69</b> <b>4,754.34</b>		<b>101</b> <b>14.12</b>	
<b>Information Technology</b>					
Alphabet Inc Cap Stk Cl A	3 000	2,334.03 1,354 76	778 01 451 59		
Apple Inc Com	45 000	4,736 70 432.84	105 26 9 62	93	1.98
Cognizant Tech Solutions Crp Com	16 000	960 32 330.46	60 02 20 65		
E M C Corp Mass Com	74 000	1,900 32 1,655 86	25 68 22 38	34 8.51	1 79

## Statement of Account

January 1, 2015 to December 31, 2015

Account Name: Darold Newblom -Equities- Fndn AGCY  
 Account Number: 61-C432-01-2

### Equities

Description	Shares	Total Market Total Cost	Market Price Cost Price	Est Ann Inc Accrued Inc	Current Yield
Facebook Inc Cl A	21.000	2,197.86 1,658.17	104.66 78.96		
Mastercard Inc Cl A	20.000	1,947.20 343.56	97.36 17.18	15	0.78
Micron Technology Inc Com	65.000	920.40 1,837.51	14.16 28.27		
Paypal Hldgs Inc Com	17.000	615.40 556.46	36.20 32.73		
Visa Inc Com Cl A	21.000	1,628.55 1,196.16	77.55 56.96	11	0.72
<b>Total Information Technology</b>		<b>17,240.78</b> <b>9,365.78</b>		<b>153</b> <b>8.51</b>	
<b>Materials</b>					
Du Pont E I De Nemours & Co Com	5.000	333.00 221.24	66.60 44.25	7	2.28
Monsanto Co New Com	4.000	394.08 464.41	98.52 116.10	8	2.19
Praxair Inc Com	7.000	716.80 870.19	102.40 124.31	20	2.79
<b>Total Materials</b>		<b>1,443.88</b> <b>1,555.84</b>		<b>35</b>	
<b>Telecommunication Services</b>					
Verizon Communications Inc Com	9.000	415.98 435.89	46.22 48.43	20	4.89
<b>Total Telecommunication Services</b>		<b>415.98</b> <b>435.89</b>		<b>20</b>	
<b>Utilities</b>					
Eversource Energy Com	12.000	612.84 545.40	51.07 45.45	20	3.27
Nextera Energy Inc Com	13.000	1,350.57 662.55	103.89 50.97	40	2.96
<b>Total Utilities</b>		<b>1,963.41</b> <b>1,207.95</b>		<b>60</b>	

## Statement of Account

January 1, 2015 to December 31, 2015

Account Name: Darold Newblom -Equities- Fndn AGCY  
 Account Number: 61-C432-01-2

### Equities

Description	Shares	Total Market Total Cost	Market Price Cost Price	Est Ann Inc Accrued Inc	Current Yield
<b>Equity Funds</b>					
Goldman Sachs Structured Intl Small Cap Fd - Is #3172	368 285	3,848 58 3,748 84	10 45 10 18	64	1 68
Harding Loevner Institutional Emerging Markets Portfolio CI I #203	132 736	1,985 73 1,987 06	14.96 14 97		
Ishares Msci Frontier 100 Fund	109 000	2,713 01 2,797 86	24 89 25 67	74	2 76
JP Morgan Emerging Markets Equity Fund Class I #1389	338 044	6,345 09 4,387 50	18 77 12 98	62	0 98
Mfs Institutional International Equity Fund #403	547 012	11,246 57 11,445.96	20 56 20 93	185	1 65
Oppenheimer Developing Markets Fund Class Y #788	77 181	2,314 66 2,320 82	29 99 30 07	17	0.75
Principal Mid Cap Fund Instl Class #4749	456 040	9,531 24 7,290 66	20 90 15.99	12	0.13
T Rowe Price Small-Cap Stock Fund #65	114 734	4,429 88 3,924 66	38 61 34 21		
<b>Total Equity Funds</b>		<b>42,414.76</b> <b>37,903.36</b>		<b>414</b>	
<b>Total Equities</b>		<b>108,618.87</b> <b>83,710.74</b>		<b>1,408</b> <b>38.63</b>	<b>1.32</b>

## Statement of Account

January 1, 2015 to December 31, 2015

Account Name: Darold Newblom -Equities- Fndn AGCY  
Account Number: 61-C432-01-2

### Alternatives, Real Estate and Other

Description	Units	Total Market Total Cost	Market Price Cost Price
<b>Alternatives</b>			
Asg Global Alternatives Fund Class Y #1993	205 128	2,182 56 2,338 12	10.64 11.40
Blackrock Global Long/Short Credit Fund - Ins #1833	251.617	2,458.30 2,697 02	9 77 10 72
Pimco Commodity Realreturn Strategy Fund Inst #45	30 772	194 17 336 65	6.31 10 94
Principal Global Real Estate Securities Fund - Ins #4905	209 596	1,871 69 1,727 07	8 93 8 24
<b>Total Alternatives</b>		<b>6,706.72</b> <b>7,098.86</b>	
<b>Total Alternatives, Real Estate and Other</b>		<b>6,706.72</b> <b>7,098.86</b>	

Part II, Line 13 (990-PF) - Investments - Other

		100,000		100,000		100,000		95,583
Asset Description		Basis of Valuation	Book Value Beg of Year	Book Value End of Year	Book Value End of Year	FMV End of Year		
1	ANNUITY	AT COST	100,000	100,000	100,000	95,583		

**Part VIII, Line 1 (990-PF) - Compensation of Officers, Directors, Trustees and Foundation Managers**

	Name	Check "X" if Business	Street	City	State	Zip Code	Foreign Country	Title	Avg Hrs Per Week	Compensation	Benefits	Expense Account
1	FRANK TOLSTEDT		137 W 21ST ST	ALLIANCE	NE	69301		PRESIDENT/DIRECTOR	PARTTIME	0		
2	WALLY SEILER		1208 LARAMIE AVE	ALLIANCE	NE	69301		TREASURER/DIRECTOR	PARTTIME	0		
3	HERBERT SAMPSON III		9202 W DODGE RD SUITE 307	OMAHA	NE			V PRES/DIRECTOR	PARTTIME	0		