



See a Social Security Number? Say Something!  
Report Privacy Problems to <https://public.resource.org/privacy>  
Or call the IRS Identity Theft Hotline at 1-800-908-4490



Form **990-PF**

Department of the Treasury  
Internal Revenue Service

### Return of Private Foundation

or Section 4947(a)(1) Trust Treated as Private Foundation

Do not enter social security numbers on this form as it may be made public.

Information about Form 990-PF and its separate instructions is at [www.irs.gov/form990pf](http://www.irs.gov/form990pf)

OMB No 1545-0052

**2015**

Open to Public Inspection

For calendar year 2015 or tax year beginning , 2015, and ending , 20

Name of foundation  
**BLAIR A & MARTHA C RIETH FAMILY FDN R62727004**

Number and street (or P.O. box number if mail is not delivered to street address) Room/suite  
**10 S DEARBORN IL1-0117**

City or town, state or province, country, and ZIP or foreign postal code  
**CHICAGO, IL 60603**

**A** Employer identification number  
**35-6704341**

**B** Telephone number (see instructions)  
**866-888-5157**

**C** If exemption application is pending, check here

**D** 1 Foreign organizations, check here   
2 Foreign organizations meeting the 85% test, check here and attach computation

**E** If private foundation status was terminated under section 507(b)(1)(A), check here

**F** If the foundation is in a 60-month termination under section 507(b)(1)(B), check here

**G** Check all that apply:  
 Initial return  
 Final return  
 Initial return of a former public charity  
 Amended return  
 Address change  
 Name change

**H** Check type of organization.  Section 501(c)(3) exempt private foundation  
 Section 4947(a)(1) nonexempt charitable trust  Other taxable private foundation

**I** Fair market value of all assets at end of year (from Part II, col. (c), line 16) **\$ 1,942,247.**  
**J** Accounting method.  Cash  Accrual  
 Other (specify) \_\_\_\_\_  
 (Part I, column (d) must be on cash basis.)

Part I Analysis of Revenue and Expenses (The total of amounts in columns (b), (c), and (d) may not necessarily equal the amounts in column (a) (see instructions).)		(a) Revenue and expenses per books	(b) Net investment income	(c) Adjusted net income	(d) Disbursements for charitable purposes (cash basis only)
1	Contributions, gifts, grants, etc., received (attach schedule)				
2	Check <input checked="" type="checkbox"/> if the foundation is not required to attach Sch. B.				
3	Interest on savings and temporary cash investments				
4	Dividends and interest from securities	36,629.	36,541.		
5a	Gross rents				
b	Net rental income or (loss)				
6a	Net gain or (loss) from sale of assets not on line 10	2,228.			
b	Gross sales price for all assets on line 6a	726,696.			
7	Capital gain net income (from Part IV, line 2)		2,228.		
8	Net short-term capital gain				
9	Income modifications				
10a	Gross sales less returns and allowances				
b	Less Cost of goods sold				
c	Gross profit or (loss) (attach schedule)				
11	Other income (attach schedule)	-880.			STMT 1
12	<b>Total.</b> Add lines 1 through 11	37,977.	38,769.		
13	Compensation of officers, directors, trustees, etc.	18,361.	11,017.		7,345.
14	Other employee salaries and wages		NONE	NONE	
15	Pension plans, employee benefits		NONE	NONE	
16a	Legal fees (attach schedule)				
b	Accounting fees (attach schedule)				
c	Other professional fees (attach schedule)				
17	Interest				
18	Taxes (attach schedule) (see instructions)	3,962.	462.		
19	Depreciation (attach schedule) and depletion				
20	Occupancy				
21	Travel, conferences, and meetings		NONE	NONE	
22	Printing and publications		NONE	NONE	
23	Other expenses (attach schedule)				
24	<b>Total operating and administrative expenses.</b> Add lines 13 through 23	22,323.	11,479.	NONE	7,345.
25	Contributions, gifts, grants paid	98,000.			98,000.
26	<b>Total expenses and disbursements.</b> Add lines 24 and 25	120,323.	11,479.	NONE	105,345.
27	Subtract line 26 from line 12				
a	Excess of revenue over expenses and disbursements	-82,346.			
b	Net investment income (if negative, enter -0-)		27,290.		
c	Adjusted net income (if negative, enter -0-)				

ENVELOPE POSTMARK DATE APR 29 2016

SCANNED MAY 16 2016

RECEIVED  
CITY OF CHICAGO  
MAY 16 2016  
IRS

14

Part II Balance Sheets		Attached schedules and amounts in the description column should be for end-of-year amounts only (See instructions)	Beginning of year	End of year	
			(a) Book Value	(b) Book Value	(c) Fair Market Value
Assets	1	Cash - non-interest-bearing . . . . .	3,162.	7,552.	7,552.
	2	Savings and temporary cash investments . . . . .	115,468.	84,238.	84,238.
	3	Accounts receivable ▶ Less allowance for doubtful accounts ▶			
	4	Pledges receivable ▶ Less allowance for doubtful accounts ▶			
	5	Grants receivable . . . . .			
	6	Receivables due from officers, directors, trustees, and other disqualified persons (attach schedule) (see instructions) . . . . .			
	7	Other notes and loans receivable (attach schedule) ▶ Less allowance for doubtful accounts ▶ NONE			
	8	Inventories for sale or use . . . . .			
	9	Prepaid expenses and deferred charges . . . . .			
	10a	Investments - U.S. and state government obligations (attach schedule) . . . . .			
	b	Investments - corporate stock (attach schedule) . . . . .	1,396,721.	1,368,660.	1,523,801.
	c	Investments - corporate bonds (attach schedule) . . . . .	103,501.	185,714.	185,170.
	11	Investments - land, buildings, and equipment basis Less accumulated depreciation (attach schedule) ▶			
	12	Investments - mortgage loans . . . . .			
	13	Investments - other (attach schedule) . . . . .	258,013.	148,281.	141,486.
	14	Land, buildings, and equipment basis Less accumulated depreciation (attach schedule) ▶			
15	Other assets (describe ▶ )				
16	<b>Total assets</b> (to be completed by all filers - see the instructions. Also, see page 1, item i) . . . . .	1,876,865.	1,794,445.	1,942,247.	
Liabilities	17	Accounts payable and accrued expenses . . . . .			
	18	Grants payable . . . . .			
	19	Deferred revenue . . . . .			
	20	Loans from officers, directors, trustees, and other disqualified persons . . . . .			
	21	Mortgages and other notes payable (attach schedule) . . . . .			
	22	Other liabilities (describe ▶ )			
23	<b>Total liabilities</b> (add lines 17 through 22) . . . . .		NONE		
Net Assets or Fund Balances	Foundations that follow SFAS 117, check here ▶ <input type="checkbox"/> and complete lines 24 through 26 and lines 30 and 31.				
	24	Unrestricted . . . . .			
	25	Temporarily restricted . . . . .			
	26	Permanently restricted . . . . .			
	Foundations that do not follow SFAS 117, check here ▶ <input checked="" type="checkbox"/>				
	27	Capital stock, trust principal, or current funds . . . . .	1,876,865.	1,794,445.	
	28	Paid-in or capital surplus, or land, bldg, and equipment fund . . . . .			
29	Retained earnings, accumulated income, endowment, or other funds . . . . .				
30	<b>Total net assets or fund balances</b> (see instructions) . . . . .	1,876,865.	1,794,445.		
31	<b>Total liabilities and net assets/fund balances</b> (see instructions) . . . . .	1,876,865.	1,794,445.		

Part III Analysis of Changes in Net Assets or Fund Balances			
1	Total net assets or fund balances at beginning of year - Part II, column (a), line 30 (must agree with end-of-year figure reported on prior year's return) . . . . .	1	1,876,865.
2	Enter amount from Part I, line 27a . . . . .	2	-82,346.
3	Other increases not included in line 2 (itemize) ▶	3	
4	Add lines 1, 2, and 3 . . . . .	4	1,794,519.
5	Decreases not included in line 2 (itemize) ▶ COST BASIS ADJUSTMENT	5	74.
6	<b>Total net assets or fund balances at end of year</b> (line 4 minus line 5) - Part II, column (b), line 30 . . . . .	6	1,794,445.

**Part IV Capital Gains and Losses for Tax on Investment Income**

(a) List and describe the kind(s) of property sold (e.g., real estate, 2-story brick warehouse; or common stock, 200 shs. MLC Co.)		(b) How acquired P - Purchase D - Donation	(c) Date acquired (mo., day, yr.)	(d) Date sold (mo., day, yr.)
<b>1a PUBLICLY TRADED SECURITIES</b>				
<b>b</b>				
<b>c</b>				
<b>d</b>				
<b>e</b>				
(e) Gross sales price	(f) Depreciation allowed (or allowable)	(g) Cost or other basis plus expense of sale	(h) Gain or (loss) (e) plus (f) minus (g)	
<b>a</b> 726,696.		724,468.	2,228.	
<b>b</b>				
<b>c</b>				
<b>d</b>				
<b>e</b>				
Complete only for assets showing gain in column (h) and owned by the foundation on 12/31/69				(i) Gains (Col. (h) gain minus col (k), but not less than -0-) or Losses (from col. (h))
(i) F.M.V. as of 12/31/69	(j) Adjusted basis as of 12/31/69	(k) Excess of col. (i) over col. (j), if any		
<b>a</b>			2,228.	
<b>b</b>				
<b>c</b>				
<b>d</b>				
<b>e</b>				
<b>2</b> Capital gain net income or (net capital loss)	{ If gain, also enter in Part I, line 7 If (loss), enter -0- in Part I, line 7 }		<b>2</b>	2,228.
<b>3</b> Net short-term capital gain or (loss) as defined in sections 1222(5) and (6) If gain, also enter in Part I, line 8, column (c) (see instructions). If (loss), enter -0- in Part I, line 8	{ If gain, also enter in Part I, line 8, column (c) (see instructions). If (loss), enter -0- in Part I, line 8 }		<b>3</b>	

**Part V Qualification Under Section 4940(e) for Reduced Tax on Net Investment Income**

(For optional use by domestic private foundations subject to the section 4940(a) tax on net investment income.)

If section 4940(d)(2) applies, leave this part blank.

Was the foundation liable for the section 4942 tax on the distributable amount of any year in the base period?  Yes  No  
 If "Yes," the foundation does not qualify under section 4940(e). Do not complete this part.

1 Enter the appropriate amount in each column for each year; see the instructions before making any entries.				
(a) Base period years Calendar year (or tax year beginning in)	(b) Adjusted qualifying distributions	(c) Net value of noncharitable-use assets	(d) Distribution ratio (col (b) divided by col (c))	
2014	104,865.	2,127,469.	0.049291	
2013	95,001.	2,059,420.	0.046130	
2012	97,894.	1,972,977.	0.049617	
2011	95,956.	1,986,100.	0.048314	
2010	90,412.	1,930,311.	0.046838	
<b>2</b> Total of line 1, column (d)			<b>2</b>	0.240190
<b>3</b> Average distribution ratio for the 5-year base period - divide the total on line 2 by 5, or by the number of years the foundation has been in existence if less than 5 years			<b>3</b>	0.048038
<b>4</b> Enter the net value of noncharitable-use assets for 2015 from Part X, line 5			<b>4</b>	2,057,593.
<b>5</b> Multiply line 4 by line 3			<b>5</b>	98,843.
<b>6</b> Enter 1% of net investment income (1% of Part I, line 27b)			<b>6</b>	273.
<b>7</b> Add lines 5 and 6			<b>7</b>	99,116.
<b>8</b> Enter qualifying distributions from Part XII, line 4 If line 8 is equal to or greater than line 7, check the box in Part VI, line 1b, and complete that part using a 1% tax rate. See the Part VI instructions.			<b>8</b>	105,345.

Part VI Excise Tax Based on Investment Income (Section 4940(a), 4940(b), 4940(e), or 4948 - see instructions)

Table with 11 rows for excise tax calculations. Includes items like 'Exempt operating foundations', 'Domestic foundations that meet the section 4940(e) requirements', 'Tax under section 511', 'Credits/Payments', and 'Tax due'. Total amount owed is 2,625.

Part VII-A Statements Regarding Activities

Table with 10 rows for activity statements. Includes questions about political campaigns, political expenditures, unrelated business income, and substantial contributors. Includes a handwritten entry 'IN' for line 8a.

Part VII-A Statements Regarding Activities (continued)

11 At any time during the year, did the foundation, directly or indirectly, own a controlled entity within the meaning of section 512(b)(13)? If "Yes," attach schedule (see instructions).
12 Did the foundation make a distribution to a donor advised fund over which the foundation or a disqualified person had advisory privileges? If "Yes," attach statement (see instructions).
13 Did the foundation comply with the public inspection requirements for its annual returns and exemption application? Website address N/A
14 The books are in care of JP MORGAN CHASE BANK, N.A. Telephone no. (866) 888-5157 Located at 10 S DEARBORN ST; MC; IL 1-0117, CHICAGO, IL ZIP+4 60603
15 Section 4947(a)(1) nonexempt charitable trusts filing Form 990-PF in lieu of Form 1041 - Check here and enter the amount of tax-exempt interest received or accrued during the year. 15
16 At any time during calendar year 2015, did the foundation have an interest in or a signature or other authority over a bank, securities, or other financial account in a foreign country? See the instructions for exceptions and filing requirements for FinCEN Form 114. If "Yes," enter the name of the foreign country.

Part VII-B Statements Regarding Activities for Which Form 4720 May Be Required

File Form 4720 if any item is checked in the "Yes" column, unless an exception applies.

1a During the year did the foundation (either directly or indirectly)
(1) Engage in the sale or exchange, or leasing of property with a disqualified person?
(2) Borrow money from, lend money to, or otherwise extend credit to (or accept it from) a disqualified person?
(3) Furnish goods, services, or facilities to (or accept them from) a disqualified person?
(4) Pay compensation to, or pay or reimburse the expenses of, a disqualified person?
(5) Transfer any income or assets to a disqualified person (or make any of either available for the benefit or use of a disqualified person)?
(6) Agree to pay money or property to a government official? (Exception. Check "No" if the foundation agreed to make a grant to or to employ the official for a period after termination of government service, if terminating within 90 days.)
b If any answer is "Yes" to 1a(1)-(6), did any of the acts fail to qualify under the exceptions described in Regulations section 53.4941(d)-3 or in a current notice regarding disaster assistance (see instructions)? Organizations relying on a current notice regarding disaster assistance check here.
c Did the foundation engage in a prior year in any of the acts described in 1a, other than excepted acts, that were not corrected before the first day of the tax year beginning in 2015?
2 Taxes on failure to distribute income (section 4942) (does not apply for years the foundation was a private operating foundation defined in section 4942(j)(3) or 4942(j)(5))
a At the end of tax year 2015, did the foundation have any undistributed income (lines 6d and 6e, Part XIII) for tax year(s) beginning before 2015? If "Yes," list the years.
b Are there any years listed in 2a for which the foundation is not applying the provisions of section 4942(a)(2) (relating to incorrect valuation of assets) to the year's undistributed income? (If applying section 4942(a)(2) to all years listed, answer "No" and attach statement - see instructions.)
c If the provisions of section 4942(a)(2) are being applied to any of the years listed in 2a, list the years here.
3a Did the foundation hold more than a 2% direct or indirect interest in any business enterprise at any time during the year?
b If "Yes," did it have excess business holdings in 2015 as a result of (1) any purchase by the foundation or disqualified persons after May 26, 1969, (2) the lapse of the 5-year period (or longer period approved by the Commissioner under section 4943(c)(7)) to dispose of holdings acquired by gift or bequest; or (3) the lapse of the 10-, 15-, or 20-year first phase holding period? (Use Schedule C, Form 4720, to determine if the foundation had excess business holdings in 2015.)
4a Did the foundation invest during the year any amount in a manner that would jeopardize its charitable purposes?
b Did the foundation make any investment in a prior year (but after December 31, 1969) that could jeopardize its charitable purpose that had not been removed from jeopardy before the first day of the tax year beginning in 2015?

**Part VII-B Statements Regarding Activities for Which Form 4720 May Be Required (continued)**

5a During the year did the foundation pay or incur any amount to:

(1) Carry on propaganda, or otherwise attempt to influence legislation (section 4945(e))?  Yes  No

(2) Influence the outcome of any specific public election (see section 4955), or to carry on, directly or indirectly, any voter registration drive?  Yes  No

(3) Provide a grant to an individual for travel, study, or other similar purposes?  Yes  No

(4) Provide a grant to an organization other than a charitable, etc., organization described in section 4945(d)(4)(A)? (see instructions).  Yes  No

(5) Provide for any purpose other than religious, charitable, scientific, literary, or educational purposes, or for the prevention of cruelty to children or animals?  Yes  No

b If any answer is "Yes" to 5a(1)-(5), did any of the transactions fail to qualify under the exceptions described in Regulations section 53.4945 or in a current notice regarding disaster assistance (see instructions)?  Yes  No

Organizations relying on a current notice regarding disaster assistance check here

c If the answer is "Yes" to question 5a(4), does the foundation claim exemption from the tax because it maintained expenditure responsibility for the grant?  Yes  No

If "Yes," attach the statement required by Regulations section 53.4945-5(d).

6a Did the foundation, during the year, receive any funds, directly or indirectly, to pay premiums on a personal benefit contract?  Yes  No

b Did the foundation, during the year, pay premiums, directly or indirectly, on a personal benefit contract?  Yes  No

If "Yes" to 6b, file Form 8870

7a At any time during the tax year, was the foundation a party to a prohibited tax shelter transaction?  Yes  No

b If "Yes," did the foundation receive any proceeds or have any net income attributable to the transaction?  Yes  No

**Part VIII Information About Officers, Directors, Trustees, Foundation Managers, Highly Paid Employees, and Contractors**

1 List all officers, directors, trustees, foundation managers and their compensation (see instructions).

(a) Name and address	(b) Title, and average hours per week devoted to position	(c) Compensation (If not paid, enter -0-)	(d) Contributions to employee benefit plans and deferred compensation	(e) Expense account, other allowances
JP MORGAN CHASE BANK, N A. 10 S DEARBORN ST; MC, IL 1-0117, CHICAGO, IL 60603	TRUSTEE 2	18,361.	-0-	-0-

2 Compensation of five highest-paid employees (other than those included on line 1 - see instructions). If none, enter "NONE."

(a) Name and address of each employee paid more than \$50,000	(b) Title, and average hours per week devoted to position	(c) Compensation	(d) Contributions to employee benefit plans and deferred compensation	(e) Expense account, other allowances
NONE		NONE	NONE	NONE

Total number of other employees paid over \$50,000  NONE

**Part VIII Information About Officers, Directors, Trustees, Foundation Managers, Highly Paid Employees, and Contractors (continued)**

**3 Five highest-paid independent contractors for professional services (see instructions). If none, enter "NONE."**

(a) Name and address of each person paid more than \$50,000	(b) Type of service	(c) Compensation
NONE		NONE
<b>Total number of others receiving over \$50,000 for professional services . . . . .</b>		NONE

**Part IX-A Summary of Direct Charitable Activities**

List the foundation's four largest direct charitable activities during the tax year. Include relevant statistical information such as the number of organizations and other beneficiaries served, conferences convened, research papers produced, etc.	Expenses
1 NONE	
2	
3	
4	

**Part IX-B Summary of Program-Related Investments (see instructions)**

Describe the two largest program-related investments made by the foundation during the tax year on lines 1 and 2.	Amount
1 NONE	
2	
All other program-related investments See instructions	
3 NONE	
<b>Total. Add lines 1 through 3 . . . . .</b>	

**Part X Minimum Investment Return** (All domestic foundations must complete this part. Foreign foundations, see instructions.)

<b>1</b>	Fair market value of assets not used (or held for use) directly in carrying out charitable, etc., purposes:		
<b>a</b>	Average monthly fair market value of securities . . . . .	<b>1a</b>	1,982,829.
<b>b</b>	Average of monthly cash balances . . . . .	<b>1b</b>	106,098.
<b>c</b>	Fair market value of all other assets (see instructions). . . . .	<b>1c</b>	NONE
<b>d</b>	<b>Total</b> (add lines 1a, b, and c) . . . . .	<b>1d</b>	2,088,927.
<b>e</b>	Reduction claimed for blockage or other factors reported on lines 1a and 1c (attach detailed explanation) . . . . .	<b>1e</b>	
<b>2</b>	Acquisition indebtedness applicable to line 1 assets . . . . .	<b>2</b>	NONE
<b>3</b>	Subtract line 2 from line 1d . . . . .	<b>3</b>	2,088,927.
<b>4</b>	Cash deemed held for charitable activities. Enter 1 1/2% of line 3 (for greater amount, see instructions). . . . .	<b>4</b>	31,334.
<b>5</b>	<b>Net value of noncharitable-use assets.</b> Subtract line 4 from line 3. Enter here and on Part V, line 4	<b>5</b>	2,057,593.
<b>6</b>	<b>Minimum investment return.</b> Enter 5% of line 5 . . . . .	<b>6</b>	102,880.

**Part XI Distributable Amount** (see instructions) (Section 4942(j)(3) and (j)(5) private operating foundations and certain foreign organizations check here  and do not complete this part.)

<b>1</b>	Minimum investment return from Part X, line 6 . . . . .	<b>1</b>	102,880.
<b>2a</b>	Tax on investment income for 2015 from Part VI, line 5 . . . . .	<b>2a</b>	273.
<b>b</b>	Income tax for 2015. (This does not include the tax from Part VI.) . . . . .	<b>2b</b>	
<b>c</b>	Add lines 2a and 2b . . . . .	<b>2c</b>	273.
<b>3</b>	Distributable amount before adjustments. Subtract line 2c from line 1 . . . . .	<b>3</b>	102,607.
<b>4</b>	Recoveries of amounts treated as qualifying distributions . . . . .	<b>4</b>	NONE
<b>5</b>	Add lines 3 and 4 . . . . .	<b>5</b>	102,607.
<b>6</b>	Deduction from distributable amount (see instructions). . . . .	<b>6</b>	NONE
<b>7</b>	<b>Distributable amount</b> as adjusted. Subtract line 6 from line 5. Enter here and on Part XIII, line 1 . . . . .	<b>7</b>	102,607.

**Part XII Qualifying Distributions** (see instructions)

<b>1</b>	Amounts paid (including administrative expenses) to accomplish charitable, etc., purposes:		
<b>a</b>	Expenses, contributions, gifts, etc. - total from Part I, column (d), line 26 . . . . .	<b>1a</b>	105,345.
<b>b</b>	Program-related investments - total from Part IX-B . . . . .	<b>1b</b>	
<b>2</b>	Amounts paid to acquire assets used (or held for use) directly in carrying out charitable, etc., purposes . . . . .	<b>2</b>	NONE
<b>3</b>	Amounts set aside for specific charitable projects that satisfy the:		
<b>a</b>	Suitability test (prior IRS approval required) . . . . .	<b>3a</b>	NONE
<b>b</b>	Cash distribution test (attach the required schedule) . . . . .	<b>3b</b>	NONE
<b>4</b>	<b>Qualifying distributions.</b> Add lines 1a through 3b. Enter here and on Part V, line 8, and Part XIII, line 4	<b>4</b>	105,345.
<b>5</b>	Foundations that qualify under section 4940(e) for the reduced rate of tax on net investment income. Enter 1% of Part I, line 27b (see instructions) . . . . .	<b>5</b>	273.
<b>6</b>	<b>Adjusted qualifying distributions.</b> Subtract line 5 from line 4 . . . . .	<b>6</b>	105,072.

**Note.** The amount on line 6 will be used in Part V, column (b), in subsequent years when calculating whether the foundation qualifies for the section 4940(e) reduction of tax in those years.

**Part XIII Undistributed Income** (see instructions)

	(a) Corpus	(b) Years prior to 2014	(c) 2014	(d) 2015
1 Distributable amount for 2015 from Part XI, line 7 . . . . .				102,607.
2 Undistributed income, if any, as of the end of 2015				
a Enter amount for 2014 only. . . . .			96,926.	
b Total for prior years 20 <u>13</u> , 20 <u>    </u> , 20 <u>    </u>		NONE		
3 Excess distributions carryover, if any, to 2015:				
a From 2010 . . . . .	NONE			
b From 2011 . . . . .	NONE			
c From 2012 . . . . .	NONE			
d From 2013 . . . . .	NONE			
e From 2014 . . . . .	NONE			
f Total of lines 3a through e . . . . .	NONE			
4 Qualifying distributions for 2015 from Part XII, line 4 ▶ \$ <u>105,345.</u>				
a Applied to 2014, but not more than line 2a . . . . .			96,926.	
b Applied to undistributed income of prior years (Election required - see instructions) . . . . .		NONE		
c Treated as distributions out of corpus (Election required - see instructions) . . . . .	NONE			
d Applied to 2015 distributable amount . . . . .				8,419.
e Remaining amount distributed out of corpus. . . . .	NONE			
5 Excess distributions carryover applied to 2015 . (If an amount appears in column (d), the same amount must be shown in column (a) )	NONE			NONE
6 Enter the net total of each column as indicated below:				
a Corpus. Add lines 3f, 4c, and 4e. Subtract line 5	NONE			
b Prior years' undistributed income. Subtract line 4b from line 2b. . . . .		NONE		
c Enter the amount of prior years' undistributed income for which a notice of deficiency has been issued, or on which the section 4942(a) tax has been previously assessed . . . . .		NONE		
d Subtract line 6c from line 6b. Taxable amount - see instructions . . . . .		NONE		
e Undistributed income for 2014. Subtract line 4a from line 2a. Taxable amount - see instructions . . . . .				
f Undistributed income for 2015 Subtract lines 4d and 5 from line 1. This amount must be distributed in 2016 . . . . .				94,188.
7 Amounts treated as distributions out of corpus to satisfy requirements imposed by section 170(b)(1)(F) or 4942(g)(3) (Election may be required - see instructions) . . . . .	NONE			
8 Excess distributions carryover from 2010 not applied on line 5 or line 7 (see instructions) . . . . .	NONE			
9 Excess distributions carryover to 2016. Subtract lines 7 and 8 from line 6a . . . . .	NONE			
10 Analysis of line 9				
a Excess from 2011 . . . . .	NONE			
b Excess from 2012 . . . . .	NONE			
c Excess from 2013 . . . . .	NONE			
d Excess from 2014 . . . . .	NONE			
e Excess from 2015 . . . . .	NONE			

**Part XIV Private Operating Foundations** (see instructions and Part VII-A, question 9) NOT APPLICABLE

**1a** If the foundation has received a ruling or determination letter that it is a private operating foundation, and the ruling is effective for 2015, enter the date of the ruling . . . . . ▶

**b** Check box to indicate whether the foundation is a private operating foundation described in section  4942(j)(3) or  4942(j)(5)

	Tax year	Prior 3 years			(e) Total
	(a) 2015	(b) 2014	(c) 2013	(d) 2012	
<b>2a</b> Enter the lesser of the adjusted net income from Part I or the minimum investment return from Part X for each year listed . . . . .					
<b>b</b> 85% of line 2a . . . . .					
<b>c</b> Qualifying distributions from Part XII, line 4 for each year listed . . . . .					
<b>d</b> Amounts included in line 2c not used directly for active conduct of exempt activities . . . . .					
<b>e</b> Qualifying distributions made directly for active conduct of exempt activities Subtract line 2d from line 2c . . . . .					
<b>3</b> Complete 3a, b, or c for the alternative test relied upon					
<b>a</b> "Assets" alternative test - enter					
<b>(1)</b> Value of all assets . . . . .					
<b>(2)</b> Value of assets qualifying under section 4942(j)(3)(B)(i) . . . . .					
<b>b</b> "Endowment" alternative test - enter 2/3 of minimum investment return shown in Part X, line 6 for each year listed . . . . .					
<b>c</b> "Support" alternative test - enter					
<b>(1)</b> Total support other than gross investment income (interest, dividends, rents, payments on securities loans (section 512(a)(5)), or royalties) . . . . .					
<b>(2)</b> Support from general public and 5 or more exempt organizations as provided in section 4942(j)(3)(B)(iii) . . . . .					
<b>(3)</b> Largest amount of support from an exempt organization . . . . .					
<b>(4)</b> Gross investment income . . . . .					

**Part XV Supplementary Information (Complete this part only if the foundation had \$5,000 or more in assets at any time during the year - see instructions.)**

**1 Information Regarding Foundation Managers:**

**a** List any managers of the foundation who have contributed more than 2% of the total contributions received by the foundation before the close of any tax year (but only if they have contributed more than \$5,000). (See section 507(d)(2).)

N/A

**b** List any managers of the foundation who own 10% or more of the stock of a corporation (or an equally large portion of the ownership of a partnership or other entity) of which the foundation has a 10% or greater interest.

N/A

**2 Information Regarding Contribution, Grant, Gift, Loan, Scholarship, etc., Programs:**

Check here  if the foundation only makes contributions to preselected charitable organizations and does not accept unsolicited requests for funds. If the foundation makes gifts, grants, etc. (see instructions) to individuals or organizations under other conditions, complete items 2a, b, c, and d.

**a** The name, address, and telephone number or e-mail address of the person to whom applications should be addressed:

**b** The form in which applications should be submitted and information and materials they should include.

**c** Any submission deadlines:

**d** Any restrictions or limitations on awards, such as by geographical areas, charitable fields, kinds of institutions, or other factors:

**Part XV** Supplementary Information *(continued)*

**3 Grants and Contributions Paid During the Year or Approved for Future Payment**

Recipient Name and address (home or business)	If recipient is an individual, show any relationship to any foundation manager or substantial contributor	Foundation status of recipient	Purpose of grant or contribution	Amount
<b>a Paid during the year</b>				
WHITE PIGEON EMERGENCY CARE NETWORK 16603 US-12,WHITE PIGEON MI 49099	NONE	PC	GENERAL	10,000.
JAMES WHITCOMB RILEY CHILDRENS HOSPITAL 705 RILEY HOSPITAL DR IN 46202	NONE	PC	GENERAL	5,000.
FIRST UNITED METHODIST CHURCH OF MIDDLEBURY 420 N NEVADA AVE CO 80918	NONE	PC	GENERAL	5,000.
DePauw University P.O. BOX 37 Greencastle IN 46135	NONE	PC	GENERAL	60,000.
White Pigeon Township Fire Department 16975 U.S. 12 White Pigeon MI 49099	NONE	PC	GENERAL	10,000.
AGAPE THERAPEUTIC RIDING RESOURCES 24970 E 95TH, CICERO IN 46034	NONE	PC	GENERAL	8,000.
<b>Total</b> .....				<b>98,000.</b>
<b>b Approved for future payment</b>				
<b>Total</b> .....				<b>3b</b>

Part XVI-A Analysis of Income-Producing Activities

Enter gross amounts unless otherwise indicated.

Table with 5 columns: (a) Business code, (b) Amount, (c) Exclusion code, (d) Amount, (e) Related or exempt function income. Rows include Program service revenue, Membership dues, Interest on savings, Dividends, Net rental income, Other investment income, Gain or (loss) from sales, Gross profit, and Subtotal.

Part XVI-B Relationship of Activities to the Accomplishment of Exempt Purposes

Table with 2 columns: Line No., Explain below how each activity for which income is reported in column (e) of Part XVI-A contributed importantly to the accomplishment of the foundation's exempt purposes. Includes the text 'NOT APPLICABLE'.



FORM 990PF, PART I - OTHER INCOME  
=====

DESCRIPTION -----	REVENUE AND EXPENSES PER BOOKS -----
DEFERRED INCOME	-880.
TOTALS	----- -880. =====

FORM 990PF, PART I - TAXES

=====

DESCRIPTION	REVENUE AND EXPENSES PER BOOKS	NET INVESTMENT INCOME
-----	-----	-----
FEDERAL TAX PAYMENT - PRIOR YE	3,500.	
FOREIGN TAXES ON QUALIFIED FOR	393.	393.
FOREIGN TAXES ON NONQUALIFIED	69.	69.
TOTALS	3,962.	462.
	=====	=====



JPMorgan Chase Bank, N.A.  
 270 Park Avenue, New York, NY 10017-2014

BLAIR & MARTHA RIETH FAMILY FDN ACCT. R62727004  
 For the Period 1/1/15 to 12/31/15

## Fiduciary Account

### J.P. Morgan Team

Thomas Hightshue	T & E Officer	317/684-3147
Cheryl Dunlap	T & E Administrator	317/684-3141
Robert Ferguson	Client Service Team	877/931-1349
Jeffrey Payton	Client Service Team	
Christopher Shaw	Client Service Team	

Online access [www.jp.morganonline.com](http://www.jp.morganonline.com)

### Table of Contents

	Page
Account Summary	2
Holdings	
Equity	5
Alternative Assets	9
Cash & Fixed Income	10
Portfolio Activity	12

### Client News

Please review the information about potential conflicts of interest at the end of your statement.

#### Information on Structured Products Fees in discretionary trust portfolios

Effective September 22, 2015, in connection with acting as discretionary trustee for trust accounts, J.P. Morgan or its affiliates no longer earn a mark-up at the time of purchase, or a product fee for structured products. This change does not affect the fees earned by the issuer that are embedded in the structured product.

Please see disclosures located at the end of this statement package for important information relating to each J.P. Morgan account(s)



0054073888031017431239  
 0064073068801000021239

J.P.Morgan

000006311 15 0 15 00007 SCHMHC 20160105

Page 1 of 36



BLAIR & MARTHA RIETH FAMILY FDN ACCT R62727004  
For the Period 1/1/15 to 12/31/15

## Account Summary

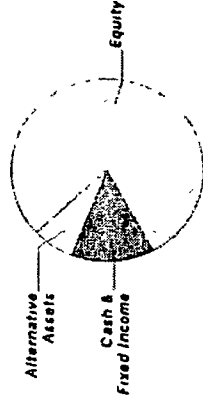
### PRINCIPAL

Asset Allocation	Beginning Market Value	Ending Market Value	Change In Value	Estimated Annual Income	Current Allocation
Equity	1,610,251.79	1,523,801.49	(86,450.30)	28,882.24	79%
Alternative Assets	245,972.03	141,485.88	(104,486.15)	2,393.60	7%
Cash & Fixed Income	223,182.05	269,407.78	46,225.73	5,967.56	14%
<b>Market Value</b>	<b>\$2,079,405.87</b>	<b>\$1,934,695.15</b>	<b>(\$144,710.72)</b>	<b>\$37,243.40</b>	<b>100%</b>

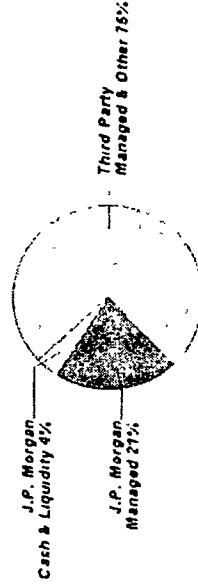
### INCOME

Cash Position	Beginning Market Value	Ending Market Value	Change In Value
Cash Balance	3,161.52	7,552.43	4,390.91
Accruals	1,271.11	2,246.21	975.10
<b>Market Value</b>	<b>\$4,432.63</b>	<b>\$9,798.64</b>	<b>\$5,366.01</b>

### Asset Allocation



### Manager Allocation \*



\* J.P. Morgan Managed includes mutual funds, other registered funds and hedge funds managed by J.P. Morgan and structured products issued by J.P. Morgan. Third-Party Managed & Other includes mutual funds, exchange traded funds, hedge funds, and separately managed accounts managed by parties other than J.P. Morgan, separately managed accounts managed by J.P. Morgan where a party other than J.P. Morgan is the appointed investment advisor; structured products and exchange traded notes issued by parties other than J.P. Morgan, investment conduits investing in non-J.P. Morgan managed hedge funds, where J.P. Morgan is sole administrator to the conduit, and other investments not managed or issued by J.P. Morgan. J.P. Morgan Cash & Liquidity Funds includes cash, J.P. Morgan deposit sweeps and J.P. Morgan money market mutual funds. See important information about investment principles and conflicts in the disclosures section.



BLAIR & MARTHA RIETH FAMILY FDN ACCT. R62727004  
For the Period 1/1/15 to 12/31/15

Account Summary CONTINUED

	PRINCIPAL		INCOME	
	Current Period Value	Year-to-Date Value	Current Period Value	Year-to-Date Value
<b>Portfolio Activity</b>				
Beginning Market Value	2,079,405.87	2,079,405.87	3,161.52	3,161.52
Additions	3,198.76	3,198.76	83,073.99	83,073.99
Withdrawals & Fees	(92,254.66)	(92,254.66)	(113,879.49)	(113,879.49)
Net Additions/Withdrawals	(\$89,055.90)	(\$89,055.90)	(\$30,805.50)	(\$30,805.50)
Income			35,196.41	35,196.41
Change in Investment Value	(55,654.82)	(55,654.82)		
Ending Market Value	\$1,934,695.15	\$1,934,695.15	\$7,552.43	\$7,552.43
Accruals	--	--	2,246.21	2,246.21
Market Value with Accruals	--	--	\$9,798.64	\$9,798.64

	Current Period Value	Year-to-Date Value
<b>Tax Summary</b>		
Domestic Dividends/Distributions	35,165.10	35,165.10
Interest Income	31.31	31.31
<b>Taxable Income</b>	<b>\$35,196.41</b>	<b>\$35,196.41</b>

	Current Period Value	Year-to-Date Value
LT Capital Gain Distributions	26,387.27	26,387.27
ST Realized Gain/Loss	(27,562.57)	(27,562.57)
LT Realized Gain/Loss	3,491.24	3,491.24
<b>Realized Gain/Loss</b>	<b>\$2,315.94</b>	<b>\$2,315.94</b>

<b>Unrealized Gain/Loss</b>	<b>\$147,802.05</b>
<b>To-Date Value</b>	<b>\$147,802.05</b>

J.P.Morgan





BLAIR & MARTHA RIETH FAMILY FDN ACCT. R62727004  
For the Period 1/1/15 to 12/31/15

**Account Summary** CONTINUED

<b>Cost Summary</b>	<b>Cost</b>
Equity	1,368,660.41
Cash & Fixed Income	269,951.99
<b>Total</b>	<b>\$1,638,612.40</b>

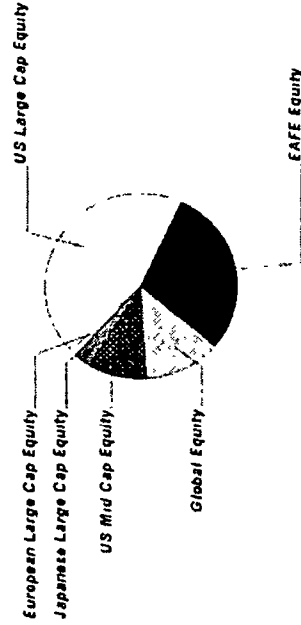


BLAIR & MARTHA RIETH FAMILY FDN ACCT. R62727004  
For the Period 1/1/15 to 12/31/15

## Equity Summary

Asset Categories	Beginning Market Value	Ending Market Value	Change In Value	Current Allocation
US Large Cap Equity	643,644 03	676,952 27	33,308 24	35%
US Mid Cap Equity	156,309 43	152,498 15	(3,811 28)	8%
EAFE Equity	473,635 00	437,742 78	(35,892 22)	23%
European Large Cap Equity	0 00	19,203 80	19,203 80	1%
Japanese Large Cap Equity	25,107 70	35,932 21	10,824 51	2%
Asia ex-Japan Equity	105,370 78	0 00	(105,370 78)	
Emerging Market Equity	21,501 57	0 00	(21,501 57)	
Global Equity	184,683 28	201,472 28	16,789 00	10%
<b>Total Value</b>	<b>\$1,610,251.79</b>	<b>\$1,523,801.49</b>	<b>(\$86,450.30)</b>	<b>79%</b>

### Asset Categories



Equity as a percentage of your portfolio - 79 %

### Market Value/Cost

	Current Period Value
Market Value	1,523,801 49
Tax Cost	1,368,660 41
Unrealized Gain/Loss	155,141 08
Estimated Annual Income	28,882 24
Accrued Dividends	2,246 21
Yield	1.89%

0054073888031017431241  
0064073068001000021241

J.P.Morgan



BLAIR & MARTHA RIETH FAMILY FDN ACCT. R62727004  
For the Period 1/1/15 to 12/31/15

## Equity Detail

	Price	Quantity	Value	Adjusted Tax Cost Original Cost	Unrealized Gain/Loss	Est Annual Inc Accrued Div	Yield
<b>US Large Cap Equity</b>							
JPM LARGE CAP GRWTH FD - SEL FUND 3118 4812C0-53-0 SEEG X	35 60	619.888	22,068.01	13,358.59	8,709.42		
JPM TAX AWARE EQ FD - INSTL FUND 1236 4812A1-65-4 JPDE X	28 09	3,125.359	87,791.33	57,589.80	30,201.53	975.11	1.11%
NEUBERGER BER MUI/C OPP-INS 64122Q-30-9 NMUL X	15 04	6,456.196	97,101.19	73,548.00	23,553.19	878.04	0.90%
PRIMECAP ODYSSEY STOCK FD 74160Q-30-1 POSK X	23 61	3,897.364	92,016.76	60,640.82	31,375.94	947.05	1.03%
SPDR S&P 500 ETF TRUST 78462F-10-3 SPY	203 87	1,854.000	377,974.98	368,802.48	9,172.50	7,797.92 2,246.21	2.06%
<b>Total US Large Cap Equity</b>			<b>\$676,952.27</b>	<b>\$573,939.69</b>	<b>\$103,012.58</b>	<b>\$10,598.12</b> <b>\$2,246.21</b>	<b>1.56%</b>
<b>US Mid Cap Equity</b>							
ISHARES RUSSELL MIDCAP INDEX FUND 464287-49-9 IWR	160 18	175.000	28,031.50	28,172.38	(140.88)	446.07	1.59%
ISHARES CORE S&P MIDCAP ETF 464287-50-7 IJH	139 32	602.000	83,870.64	66,111.84	17,758.80	1,309.35	1.56%

J.P. Morgan



BLAIR & MARTHA RIETH FAMILY FDN ACCT. R62727004  
For the Period 1/1/15 to 12/31/15



0054073888031017431242  
0064073068001000021242

	Price	Quantity	Value	Adjusted Tax Cost Original Cost	Unrealized Gain/Loss	Est Annual Inc Accrued Div.	Yield
<b>US Mid Cap Equity</b>							
JPM MKT EXP ENH INDEX FD - SEL FUND 3708 4812C1-63-7 PGMI X	10 19	3,983,907	40,596.01	26,087.51	14,508.50	486.03	1.20%
<b>Total US Mid Cap Equity</b>			<b>\$152,498.15</b>	<b>\$120,371.73</b>	<b>\$32,126.42</b>	<b>\$2,241.45</b>	<b>1.47%</b>
<b>EAFE Equity</b>							
ARTISAN INTL VALUE FD-ADV 04314H-66-7 APDK X	31 70	2,023,163	64,134.27	48,056.86	16,077.41		
DEUTSCHE X-TRACKERS MSCI EAF 233051-20-0 DBEF	27.16	2,587,000	70,262.92	71,363.04	(1,100.12)	2,289.49	3.26%
GS EAFE REN MAT 02/18/16 2X LEV, 10.57% CAP, 21.14% MAX INITIAL LEVEL-01/30/15 SX5E 3351 44 UKX.6749.40 TPX:1415 07 38147Q-SY-3	100 87	40,000,000	40,348.40	39,600.00	746.40		
ISHARES MSCI EAFE INDEX FUND 464287-46-5 EFA	58.72	2,938,000	172,519.36	180,988.18	(8,468.82)	4,759.56	2.76%
MFS INTL VALUE-I 55273E-82-2 MINI X	35 72	2,533,030	90,479.83	78,607.08	11,672.75	1,350.10	1.49%
<b>Total EAFE Equity</b>			<b>\$437,742.78</b>	<b>\$418,815.16</b>	<b>\$18,927.62</b>	<b>\$8,399.15</b>	<b>1.92%</b>

J.P.Morgan

Page 7 of 36



BLAIR & MARTHA RIETH FAMILY FDN ACCT R62727004  
For the Period 1/1/15 to 12/31/15

	Price	Quantity	Value	Adjusted Tax Cost Original Cost	Unrealized Gain/Loss	Est Annual Inc Accrued Div	Yield
<b>European Large Cap Equity</b>							
VANGUARD FTSE EUROPE ETF 922042-87-4 VGK	49.88	385,000	19,203.80	21,285.64	(2,081.84)	624.47	3.25%
<b>Japanese Large Cap Equity</b>							
BROWN ADV JAPAN ALPHA OPP-IS 115233-57-9 BAFJ X	10.88	3,302,593	35,932.21	35,888.00	44.21	3,134.16	8.72%
<b>Global Equity</b>							
JPM GLBL RES ENH INDEX FD - SEL FUND 3457 46637K-51-3 JEIT X	17.84	11,293,289	201,472.28	198,360.19	3,112.09	3,884.89	1.93%



BLAIR & MARTHA RIETH FAMILY FDN ACCT. R62727004  
For the Period 1/1/15 to 12/31/15



0054073688031017431243  
0064073066601060021243

### Alternative Assets Summary

Asset Categories	Beginning Estimated Value	Ending Estimated Value	Change In Value	Current Allocation
Hedge Funds	208,707.87	141,485.88	(67,221.99)	7%
Hard Assets	37,264.16	0.00	(37,264.16)	
<b>Total Value</b>	<b>\$245,972.03</b>	<b>\$141,485.88</b>	<b>(\$104,486.15)</b>	<b>7%</b>

### Alternative Assets Detail

	Price	Quantity	Estimated Value	Cost
<b>Hedge Funds</b>				
EQUINOX CAMPBELL STRATEGY-I	11.00	3,806.646	41,873.11	44,608.82
29446A-81-9 EBSI X				
GATEWAY FD-Y	29.71	755.178	22,436.34	21,731.93
367829-88-4 GTEY X				
GOTHAM ABSOLUTE RETURN-INS	12.31	3,173.281	39,063.09	42,421.85
360873-13-7 GARI X				
PIMCO UNCONSTRAINED BOND-P	10.31	3,696.735	38,113.34	39,518.10
72201M-45-3 PUCP X				
<b>Total Hedge Funds</b>			<b>\$141,485.88</b>	<b>\$148,280.70</b>

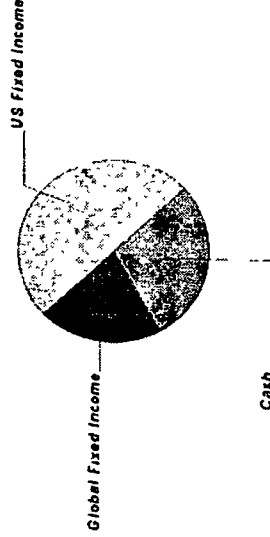


BLAIR & MARTHA RIETH FAMILY FDN ACCT. R62727004  
For the Period 1/1/15 to 12/31/15

## Cash & Fixed Income Summary

Asset Categories	Beginning Market Value	Ending Market Value	Change In Value	Current Allocation
Cash	115,468.30	84,237.58 <sup>1</sup>	(31,230.72)	4%
US Fixed Income	107,713.75	127,004.54	19,290.79	7%
Global Fixed Income	0.00	58,165.66	58,165.66	3%
<b>Total Value</b>	<b>\$223,182.05</b>	<b>\$269,407.78</b>	<b>\$46,225.73</b>	<b>14%</b>

Market Value/Cost	Current Period Value
Market Value	269,407.78 <sup>1</sup>
Tax Cost	269,951.95 <sup>1</sup>
Unrealized Gain/Loss	(544.21)
Estimated Annual Income	5,967.56
Yield	2.21%



### SUMMARY BY MATURITY

Cash & Fixed Income	Market Value	% of Bond Portfolio
0-6 months <sup>1</sup>	269,407.78	100%

<sup>1</sup> The years indicate the number of years until the bond is scheduled to mature based on the statement end date. Some bonds may be called, or paid in full, before their stated maturity.

### SUMMARY BY TYPE

Cash & Fixed Income	Market Value	% of Bond Portfolio
Cash	84,237.58	31%
Mutual Funds	185,170.20	69%
<b>Total Value</b>	<b>\$269,407.78</b>	<b>100%</b>

Cash & Fixed Income as a percentage of your portfolio - 14 %



BLAIR & MARTHA RIETH FAMILY FDN ACCT. R62727004  
For the Period 1/1/15 to 12/31/15

Note: <sup>1</sup> This is the Annual Percentage Yield (APY) which is the rate earned if balances remain on deposit for a full year with compounding, there is no change in the interest rate and all interest is left in the account

### Cash & Fixed Income Detail

	Price	Quantity	Value	Adjusted Tax Cost Original Cost	Unrealized Gain/Loss	Est Annual Income Accrued Interest	Yield
<b>Cash</b>							
US DOLLAR PRINCIPAL	1 00	84,237 58	84,237.58	84,237 58		25 27	0 03% <sup>1</sup>
<b>US Fixed Income</b>							
JPM CORE BD FD - SEL FUND 3720 4812C0-38-1	11.54	5,590.73	64,517.01	61,153.81	3,363 20	1,509 49	2 34%
DOUBLELINE TOTL RET BND-I 258620-10-3	10 78	5,796.62	62,487.53	63,579 60	(1,092 07)	2,596 88	4 16%
<b>Total US Fixed Income</b>			<b>\$127,004.54</b>	<b>\$124,733.41</b>	<b>\$2,271.13</b>	<b>\$4,106.37</b>	<b>3.24%</b>
<b>Global Fixed Income</b>							
JOHN HANCOCK II-STR INC-I 47804A-13-0	10.36	5,614 45	58,165 66	60,981.00	(2,815 34)	1,835.92	3.16%

J.P.Morgan



BLAIR & MARTHA RIETH FAMILY FDN ACCT. R62727004  
For the Period 1/1/15 to 12/31/15

## Portfolio Activity Summary

	PRINCIPAL		INCOME	
Transactions	Current Period Value	Year-To-Date Value*	Current Period Value	Year-To-Date Value*
<b>Beginning Cash Balance</b>	115,468.30	--	3,161.52	--
<b>INFLOWS</b>				
Income			35,196.41	35,196.41
Contributions	3,198.76	3,198.76	83,073.99	83,073.99
<b>Total Inflows</b>	<b>\$3,198.76</b>	<b>\$3,198.76</b>	<b>\$118,270.40</b>	<b>\$118,270.40</b>
<b>OUTFLOWS **</b>				
Withdrawals	(83,073.99)	(83,073.99)	(101,198.76)	(101,198.76)
Fees & Commissions	(9,180.67)	(9,180.67)	(9,180.73)	(9,180.73)
Tax Payments			(3,500.00)	(3,500.00)
<b>Total Outflows</b>	<b>(\$92,254.66)</b>	<b>(\$92,254.66)</b>	<b>(\$113,879.49)</b>	<b>(\$113,879.49)</b>
<b>TRADE ACTIVITY</b>				
Settled Sales/Maturities/Redemptions	726,786.66	726,786.66		
Settled Securities Purchased	(668,961.48)	(668,961.48)		
<b>Total Trade Activity</b>	<b>\$57,825.18</b>	<b>\$57,825.18</b>	<b>\$0.00</b>	<b>\$0.00</b>
<b>Ending Cash Balance</b>	<b>\$84,237.68</b>	<b>--</b>	<b>\$7,552.43</b>	<b>--</b>
<b>Cost Adjustments</b>				
Cost Adjustments	(70.14)	(70.14)		
<b>Total Cost Adjustments</b>	<b>(\$70.14)</b>	<b>(\$70.14)</b>		

J.P.Morgan



BLAIR & MARTHA RIETH FAMILY FDN ACCT. R62727004  
For the Period 1/1/15 to 12/31/15

## Portfolio Activity Summary

\* Year to date information is calculated on a calendar year basis  
\*\* Your account's standing instructions use a FIRST IN, FIRST OUT method for relieving assets from your position

## Portfolio Activity Detail

### INFLOWS & OUTFLOWS

Settle Date	Type	Selection Method	Description	Quantity Cost	Per Unit Amount	PRINCIPAL Amount	INCOME Amount
1/2	Interest Income		DEPOSIT SWEEP INTEREST FOR 12/01/14 - 12/31/14 @ 03% RATE ON AVG COLLECTED BALANCE OF \$117,356.56 AS OF 01/01/15				3.00
1/2	Div Domestic		HARTFORD CAPITAL APPREC-I 12/30/14 INCOME DIVIDEND @ 0.254 PER SHARE AS OF 12/30/14 (ID 416649-30-9)	1,581.610	0.254		401.00
1/2	Div Domestic		PRUDENTIAL INVT PORTFOLIOS 9 PRU ABRTN FD Z 12/31/14 INCOME DIVIDEND @ 0.011 PER SHARE AS OF 12/31/14 (ID 74441J-82-9)	3,379.211	0.022		73.22
1/5	Div Domestic		DOUBLELINE TOTAL RET BD-I 12/31/14 INCOME DIVIDEND @ 0.044 PER SHARE AS OF 12/31/14 (ID 258620-10-3)	3,830.691	0.044		167.60
1/5	Div Domestic		GOLDMAN SACHS TR STRG INCM INST 12/31/14 INCOME DIVIDEND @ 0.021 PER SHARE AS OF 12/31/14 (ID. 38145C-64-6)	3,007.581	0.021		62.16
1/16	Fees & Commissions		JPMORGAN CHASE TRUST FEE FOR THE PERIOD 12-17-2014 TO 01-16-2015 ON ADJUSTED MV \$1,963,937.57 INC \$758.14 PRINC \$758.14 PRORATED BASE FEE . \$125.00				(758.14)

J.P.Morgan



BLAIR & MARTHA RIETH FAMILY FDN ACCT. R62727004  
For the Period 1/1/15 to 12/31/15

**INFLOWS & OUTFLOWS**

Settle Date	Type Selection Method	Description	Quantity Cost	Per Unit Amount	PRINCIPAL Amount	INCOME Amount
1/16	Fees & Commissions	JPMORGAN CHASE TRUST FEE FOR THE PERIOD 12-17-2014 TO 01-16-2015 ON ADJUSTED MV \$1,963,937.57 INC \$758.14 PRINC \$758.14 PRORATED BASE FEE \$125.00			(758.14)	
1/30	Div Domestic	SPDR S&P 500 ETF TRUST @ 1.13492 PER SHARE (ID: 78462F-10-3)	1,120,000	1.135		1,271.11
1/30	Div Domestic	JPM CORE BD FD - SEL FUND 3720 @ 0.021 PER SHARE (ID: 4812C0-38-1)	5,590,729	0.021		117.41
1/30	Div Domestic	JPM EQ INC FD - SEL FUND 3128 @ 0.00272 PER SHARE (ID: 4812C0-49-8)	1,403,952	0.003		3.82
1/30	Div Domestic	EATON VANCE GLOBAL MACRO-1 01/29/15 INCOME DIVIDEND @ 0.033 PER SHARE AS OF 01/29/15 (ID: 277923-72-8)	1,808,223	0.033		59.67
2/2	Interest Income	DEPOSIT SWEEP INTEREST FOR 01/01/15 - 01/31/15 @ 03% RATE ON AVG COLLECTED BALANCE OF \$118,647.44 AS OF 02/01/15				3.10
2/2	Div Domestic	PRUDENTIAL INVT PORTFOLIOS 9 PRU ABRTN FD Z 01/30/15 INCOME DIVIDEND @ 0.021 PER SHARE AS OF 01/30/15 (ID: 74441J-82-9)	3,379,211	0.021		72.06
2/3	Div Domestic	DOUBLELINE TOTAL RET BD-1 01/30/15 INCOME DIVIDEND @ 0.036 PER SHARE AS OF 01/30/15 (ID: 258620-10-3)	3,830,691	0.036		138.84
2/3	Div Domestic	GOLDMAN SACHS TR STRG INCM INST 01/30/15 INCOME DIVIDEND @ 0.022 PER SHARE AS OF 01/30/15 (ID: 38145C-64-6)	3,007,581	0.022		65.02
2/17	Fees & Commissions	JPMORGAN CHASE TRUST FEE FOR THE PERIOD 01-17-2015 TO 02-16-2015 ON ADJUSTED MV \$1,965,805.84 INC \$775.95 PRINC \$775.95 PRORATED BASE FEE \$125.00				(775.95)



BLAIR & MARTHA RIETH FAMILY FDN ACCT. R62727004  
For the Period 1/1/15 to 12/31/15



0054073688031017431246  
006407306800:000021246

**INFLOWS & OUTFLOWS**

Settle Date	Type Selection Method	Description	Quantity Cost	Per Unit Amount	PRINCIPAL Amount	INCOME Amount
2/17	Fees & Commissions	JPMORGAN CHASE TRUST FEE FOR THE PERIOD 01-17-2015 TO 02-16-2015 ON ADJUSTED MV \$1,965,805.84 INC \$775.95 PRINC \$775.95 PRORATED BASE FEE : \$125.00			(775.95)	
2/26	Div Domestic	JPM CORE BD FD - SEL FUND 3720 @ 0 019 PER SHARE (ID: 481200-38-1)	5,590.729	0 019		106.22
2/26	Div Domestic	JPM EQ INC FD - SEL FUND 3128 @ 0 02399 PER SHARE (ID 481200-49-8)	1,403.952	0.024		33.68
2/27	Div Domestic	EATON VANCE GLOBAL MACRO-1 02/26/15 INCOME DIVIDEND @ 0.030 PER SHARE AS OF 02/26/15 (ID: 277923-72-8)	1,808.223	0 03		53.89
3/2	Interest Income	DEPOSIT SWEEP INTEREST FOR 02/01/15 - 02/28/15 @ 03% RATE ON AVG COLLECTED BALANCE OF \$93,577.61 AS OF 03/01/15				2.19
3/2	Div Domestic	PRUDENTIAL INVT PORTFOLIOS 9 PRU ABR TN FD Z 02/27/15 INCOME DIVIDEND @ 0 017 PER SHARE AS OF 02/27/15 (ID: 74441J-82-9)	3,379.211	0 017		59.00
3/3	Div Domestic	DOUBLELINE TOTAL RET BD-1 02/27/15 INCOME DIVIDEND @ 0.033 PER SHARE AS OF 02/27/15 (ID: 258620-10-3)	3,830.691	0.033		125.34
3/3	Div Domestic	GOLDMAN SACHS TR STRG INCM INST 02/27/15 INCOME DIVIDEND @ 0 021 PER SHARE AS OF 02/27/15 (ID: 38145C-64-6)	3,007.581	0 021		62.46
3/16	Fees & Commissions	JPMORGAN CHASE TRUST FEE FOR THE PERIOD 02-17-2015 TO 03-16-2015 ON ADJUSTED MV \$2,072,834.07 INC \$804.03 PRINC \$804.02 PRORATED BASE FEE : \$125.00				(804.03)

J.P.Morgan



BLAIR & MARTHA RIETH FAMILY FDN ACCT. R62727004  
For the Period 1/1/15 to 12/31/15

**INFLOWS & OUTFLOWS**

Settle Date	Type	Selection Method	Description	Quantity Cost	Per Unit Amount	PRINCIPAL Amount	INCOME Amount
3/16	Fees & Commissions		JPMORGAN CHASE TRUST FEE FOR THE PERIOD 02-17-2015 TO 03-16-2015 ON ADJUSTED MV \$2,072,834.07 INC \$804.03 PRINC \$804.02 PRORATED BASE FEE \$125.00			(804.02)	
3/30	Div Domestic		JPM TAX AWARE EQ FD - INSTL FUND 1236 @ 0.06995 PER SHARE (ID. 4812A1-65-4)	3,125.359	0.07		218.62
3/30	Div Domestic		JPM CORE BD FD - SEL FUND 3720 @ 0.02 PER SHARE (ID. 4812C0-38-1)	5,590,729	0.02		111.81
3/30	Div Domestic		JPM EQ INC FD - SEL FUND 3128 @ 0.03641 PER SHARE (ID. 4812C0-49-8)	1,403,952	0.036		51.12
3/30	Div Domestic		JPM MKT EXP ENH INDEX FD - SEL FUND 3708 @ 0.02837 PER SHARE (ID. 4812C1-63-7)	3,983,907	0.028		113.02
3/31	Misc Receipt		TRANSFER FROM TRUST A/C TO TRUST A/C.			3,198.76	
3/31	Misc Debit		FUNDS TRANSFERRED FROM TRUST AC# R62727004 TO				(3,198.76)
3/31	Div Domestic		ISHARES CORE S&P MID-CAP ETF @ 0.481275 PER SHARE (ID. 464287-50-7)	602,000	0.481		289.73
4/1	Interest Income		DEPOSIT SWEEP INTEREST FOR 03/01/15 - 03/31/15 @ 03% RATE ON AVG COLLECTED BALANCE OF \$91,426.64 AS OF 04/01/15				2.23
4/1	Div Domestic		GATEWAY FUND-Y 03/31/15 INCOME DIVIDEND @ 0.121 PER SHARE AS OF 03/31/15 (ID. 367829-88-4)	1,723,451	0.121		208.54
4/1	Div Domestic		PRUDENTIAL INVT PORTFOLIOS 9 PRU ABRTN FD Z 03/31/15 INCOME DIVIDEND @ 0.018 PER SHARE AS OF 03/31/15 (ID. 74441J-82-9)	3,379,211	0.018		62.17
4/2	Div Domestic		DOUBLELINE TOTAL RET BD-1 03/31/15 INCOME DIVIDEND @ 0.039 PER SHARE AS OF 03/31/15 (ID. 258620-10-3)	3,830,691	0.039		148.27



BLAIR & MARTHA RIETH FAMILY FDN ACCT. R62727004  
For the Period 1/1/15 to 12/31/15



0054073888031017431247  
0064073068001000021247

**INFLOWS & OUTFLOWS**

Settle Date	Type Selection Method	Description	Quantity Cost	Per Unit Amount	PRINCIPAL Amount	INCOME Amount
4/2	Div Domestic	GOLDMAN SACHS TR STRG INCM INST 03/31/15 INCOME DIVIDEND @ 0.024 PER SHARE AS OF 03/31/15 (ID. 38145C-64-6)	3,007.581	0.024		71.76
4/16	Fees & Commissions	JPMORGAN CHASE TRUST FEE FOR THE PERIOD 03-17-2015 TO 04-16-2015 ON ADJUSTED MV \$2,043,918.18 INC \$782.52 PRINC \$782.51 PRORATED BASE FEE \$125.00			(782.51)	
4/16	Fees & Commissions	JPMORGAN CHASE TRUST FEE FOR THE PERIOD 03-17-2015 TO 04-16-2015 ON ADJUSTED MV \$2,043,918.18 INC \$782.52 PRINC \$782.51 PRORATED BASE FEE \$125.00			(782.51)	
4/29	Div Domestic	JPM CORE BD FD - SEL FUND 3720 @ 0.021 PER SHARE (ID: 4812C0-38-1)	5,590.729	0.021		117.41
4/29	Div Domestic	JPM EQ INC FD - SEL FUND 3128 @ 0.01161 PER SHARE (ID. 4812C0-49-8)	1,403.952	0.012		16.30
4/30	Div Domestic	SPDR S&P 500 ETF TRUST @ 0.93081 PER SHARE (ID 78462F-10-3)	1,554.000	0.931		1,446.48
5/1	Interest Income	DEPOSIT SWEEP INTEREST FOR 04/01/15 - 04/30/15 @ 0.3% RATE ON AVG COLLECTED BALANCE OF \$95,129.84 AS OF 05/01/15				2.40
5/1	Div Domestic	PRUDENTIAL INVT PORTFOLIOS 9 PRU ABRTN FD Z 04/30/15 INCOME DIVIDEND @ 0.018 PER SHARE AS OF 04/30/15 (ID 74441J-82-9)	3,379.211	0.018		61.45
5/4	Div Domestic	DOUBLELINE TOTAL RET BD-1 04/30/15 INCOME DIVIDEND @ 0.037 PER SHARE AS OF 04/30/15 (ID 258620-10-3)	3,830.691	0.037		142.58
5/4	Div Domestic	GOLDMAN SACHS TR STRG INCM INST 04/30/15 INCOME DIVIDEND @ 0.028 PER SHARE AS OF 04/30/15 (ID. 38145C-64-6)	3,007.581	0.028		82.84

J.P. Morgan



BLAIR & MARTHA RIETH FAMILY FDN ACCT. R62727004  
For the Period 1/1/15 to 12/31/15

**INFLOWS & OUTFLOWS**

Settle Date	Type Selection Method	Description	Quantity Cost	Per Unit Amount	PRINCIPAL Amount	INCOME Amount
5/13	Share Class Conv.	ARTISAN INTL VALUE FUND-INV TO 04314H667 (ID: 04314H-88-1)	(2,246.553) (53,258.25)	36.50		
5/13	Share Class Conv	ARTISAN INTL VALUE FUND - ADV FROM 04314H881 (ID: 04314H-66-7)	2,245.323 53,258.25	36.50		
5/13	Federal Excise Tax	INTERNAL TRANSFER OF FUNDS 2014 990PF TAX DUE EFTPS 35-6704341 AS OF 05/07/15				(3,500.00)
5/14	Misc Receipt	TRANSFER TO COVER INCOME DISTRIBUTION				1,500.00
5/14	Misc Debit	INTERNAL TRANSFER OF FUNDS FROM R62727004 TO R62727004 TRANSFER TO COVER INCOME DISTRIBUTION			(1,500.00)	
5/18	Fees & Commissions	JPMORGAN CHASE TRUST FEE FOR THE PERIOD 04-17-2015 TO 05-16-2015 ON ADJUSTED MV \$2,071,687.49 INC \$790.53 PRINC \$790.53 PRORATED BASE FEE : \$125.00			(790.53)	(790.53)
5/18	Fees & Commissions	JPMORGAN CHASE TRUST FEE FOR THE PERIOD 04-17-2015 TO 05-16-2015 ON ADJUSTED MV \$2,071,687.49 INC \$790.53 PRINC \$790.53 PRORATED BASE FEE : \$125.00			(790.53)	(790.53)
5/28	Div Domestic	JPM CORE BD FD - SEL FUND 3720 @ 0.022 PER SHARE (ID: 4812CO-38-1)	5,590.729	0.022		123.00
5/28	Div Domestic	JPM EQ INC FD - SEL FUND 3128 @ 0.02079 PER SHARE (ID: 4812CO-49-8)	1,403.952	0.021		29.19
6/1	Interest Income	DEPOSIT SWEEP INTEREST FOR 05/01/15 - 05/31/15 @ 0.3% RATE ON AVG COLLECTED BALANCE OF \$92,785.02 AS OF 06/01/15				2.34
6/1	Div Domestic	PRUDENTIAL INVT PORTFOLIOS 9 PRU ABRTN FD Z 05/29/15 INCOME DIVIDEND @ 0.020 PER SHARE AS OF 05/29/15 (ID: 74441J-82-9)	3,379.211	0.02		66.57



BLAIR & MARTHA RIETH FAMILY FDN ACCT. R62727004  
For the Period 1/1/15 to 12/31/15



0054073668031017431248  
00640730688001000021248

**INFLOWS & OUTFLOWS**

Settle Date	Type Selection Method	Description	Quantity Cost	Per Unit Amount	PRINCIPAL Amount	INCOME Amount
6/2	Div Domestic	DOUBLELINE TOTAL RET BD-1 05/29/15 INCOME DIVIDEND @ 0.039 PER SHARE AS OF 05/29/15 (ID 258620-10-3)	3,830.691	0.039		149.10
6/2	Div Domestic	GOLDMAN SACHS TR STRG INCM INST 05/29/15 INCOME DIVIDEND @ 0.028 PER SHARE AS OF 05/29/15 (ID .38145C-64-6)	3,007.581	0.028		83.03
6/16	Fees & Commissions	JPMORGAN CHASE TRUST FEE FOR THE PERIOD 05-17-2015 TO 06-16-2015 ON ADJUSTED MV \$2,087,245.52 INC \$795.33 PRINC \$795.32 PRORATED BASE FEE \$125.00			(795.32)	(795.33)
6/16	Fees & Commissions	JPMORGAN CHASE TRUST FEE FOR THE PERIOD 05-17-2015 TO 06-16-2015 ON ADJUSTED MV \$2,087,245.52 INC \$795.33 PRINC \$795.32 PRORATED BASE FEE \$125.00			(795.32)	(795.33)
6/18	Misc Receipt	TRANSFER TO COVER INCOME DISTRIBUTION				262.99
6/18	Misc Debit	INTERNAL TRANSFER OF FUNDS FROM R62727004 TO R62727004 TRANSFER TO COVER INCOME DISTRIBUTION			(262.99)	
6/22	Div Domestic	PIMCO COMMODITYPL STRAT-P 06/18/15 INCOME DIVIDEND @ 0.036 PER SHARE AS OF 06/18/15 (ID 72201P-16-7)	2,522.309	0.037		92.06
6/29	Div Domestic	JPM TAX AWARE EQ FD - INSTL FUND 1236 @ 0.07151 PER SHARE (ID 4812A1-65-4)	3,125.359	0.072		223.49
6/29	Div Domestic	JPM CORE BD FD - SEL FUND 3720 @ 0.025 PER SHARE (ID 4812C0-38-1)	5,590.729	0.025		139.77
6/29	Div Domestic	JPM EQ INC FD - SEL FUND 3128 @ 0.02815 PER SHARE (ID 4812C0-49-8)	1,403.952	0.028		39.52
6/29	Div Domestic	JPM MKT EXP ENH INDEX FD - SEL FUND 3708 @ 0.03016 PER SHARE (ID 4812C1-63-7)	3,983.907	0.03		120.15

J.P.Morgan



BLAIR & MARTHA RIETH FAMILY FDN ACCT R62727004  
For the Period 1/1/15 to 12/31/15

**INFLOWS & OUTFLOWS**

Settle Date	Type	Selection Method	Description	Quantity Cost	Per Unit Amount	PRINCIPAL Amount	INCOME Amount
6/29	Div Domestic		GATEWAY FUND-Y 06/26/15 INCOME DIVIDEND @ 0.297 PER SHARE AS OF 06/26/15 (ID: 367829-88-4)	1,723.451	0.297		511.69
6/30	Div Domestic		ISHARES CORE S&P MID-CAP ETF @ 0.473273 PER SHARE (ID: 464287-50-7)	602.000	0.473		284.91
7/1	Interest Income		DEPOSIT SWEEP INTEREST FOR 06/01/15 - 06/30/15 @ .03% RATE ON AVG COLLECTED BALANCE OF \$90,923.56 AS OF 07/01/15				2.25
7/1	Div Domestic		ISHARES MSCI EAFE INDEX FUND @ 1.111288 PER SHARE (ID: 464287-46-5)	2,019.000	1.111		2,243.69
7/1	Div Domestic		PRUDENTIAL INVNT PORTFOLIOS 9 PRU ABRTN FD Z 06/30/15 INCOME DIVIDEND @ 0.019 PER SHARE AS OF 06/30/15 (ID: 74441J-82-9)	3,379.211	0.019		62.52
7/2	Div Domestic		DOUBLELINE TOTAL RET BD-1 06/30/15 INCOME DIVIDEND @ 0.038 PER SHARE AS OF 06/30/15 (ID: 258620-10-3)	3,830.691	0.038		145.44
7/2	Div Domestic		GOLDMAN SACHS TR STRG INCM INST 06/30/15 INCOME DIVIDEND @ 0.029 PER SHARE AS OF 06/30/15 (ID: 38145C-64-6)	3,007.581	0.029		87.60
7/16	Fees & Commissions		JPMORGAN CHASE TRUST FEE FOR THE PERIOD 06-17-2015 TO 07-16-2015 ON ADJUSTED MV \$2,036,593.15 INC \$779.80 PRINC \$779.79 PRORATED BASE FEE \$125.00			(779.79)	(779.80)
7/16	Fees & Commissions		JPMORGAN CHASE TRUST FEE FOR THE PERIOD 06-17-2015 TO 07-16-2015 ON ADJUSTED MV \$2,036,593.15 INC \$779.80 PRINC \$779.79 PRORATED BASE FEE \$125.00				
7/23	Grant Paid		PAID AGAPE THERAPEUTIC RIDING RESOURCES CHARITABLE CONTRIBUTION TREASURERS CHECK NO 3580760				(3,000.00)



BLAIR & MARTHA RIETH FAMILY FDN ACCT. R62727004  
For the Period 1/1/15 to 12/31/15



005407388803:017431249  
006407306809:1000021249

**INFLOWS & OUTFLOWS**

Settle Date	Type Selection Method	Description	Quantity Cost	Per Unit Amount	PRINCIPAL Amount	INCOME Amount
7/30	Div Domestic	JPM CORE BD FD - SEL FUND 3720 @ 0.022 PER SHARE (ID: 4812C0-38-1)	5,590.729	0.022		123.00
7/30	Div Domestic	JPM EQ INC FD - SEL FUND 3128 @ 0.00367 PER SHARE (ID: 4812C0-49-8)	1,403.952	0.004		5.15
7/31	Div Domestic	SPDR S&P 500 ETF TRUST @ 1.03007 PER SHARE (ID: 78462F-10-3)	1,554.000	1.03		1,600.73
8/3	Interest Income	DEPOSIT SWEEP INTEREST FOR 07/01/15 - 07/31/15 @ 0.3% RATE ON AVG COLLECTED BALANCE OF \$92,281.63 AS OF 08/01/15				2.39
8/3	Div Domestic	PRUDENTIAL INVNT PORTFOLIOS 9 PRU ABRTN FD Z 07/31/15 INCOME DIVIDEND @ 0.029 PER SHARE AS OF 07/31/15 (ID: 74441J-82-9)	3,379.211	0.019		62.82
8/4	Div Domestic	DOUBLELINE TOTAL RET BD-1 07/31/15 INCOME DIVIDEND @ 0.040 PER SHARE AS OF 07/31/15 (ID: 258620-10-3)	3,830.691	0.04		151.32
8/4	Div Domestic	GOLDMAN SACHS TR STRG INCM INST 07/31/15 INCOME DIVIDEND @ 0.030 PER SHARE AS OF 07/31/15 (ID: 38145C-64-6)	3,007.581	0.03		90.02
8/17	Fees & Commissions	JPMORGAN CHASE TRUST FEE FOR THE PERIOD 07-17-2015 TO 08-16-2015 ON ADJUSTED MV \$2,026,152.81 INC \$777.51 PRINC \$777.50 PRORATED BASE FEE . \$125.00				(777.51)
8/17	Fees & Commissions	JPMORGAN CHASE TRUST FEE FOR THE PERIOD 07-17-2015 TO 08-16-2015 ON ADJUSTED MV \$2,026,152.81 INC \$777.51 PRINC \$777.50 PRORATED BASE FEE . \$125.00			(777.50)	
8/28	Div Domestic	JPM CORE BD FD - SEL FUND 3720 @ 0.023 PER SHARE (ID: 4812C0-38-1)	5,590.729	0.023		128.59

J.P.Morgan



BLAIR & MARTHA RIETH FAMILY FDN ACCT R62727004  
For the Period 1/1/15 to 12/31/15

**INFLOWS & OUTFLOWS**

Settle Date	Type	Description	Quantity Cost	Per Unit Amount	PRINCIPAL Amount	INCOME Amount
8/28	Div Domestic	JPM EQ INC FD - SEL FUND 3128 @ 0.03622 PER SHARE (ID 4812C0-49-8)	1,403,952	0.036		50.85
9/1	Interest Income	DEPOSIT SWEEP INTEREST FOR 08/01/15 - 08/31/15 @ .03% RATE ON AVG COLLECTED BALANCE OF \$107,054.78 AS OF 09/01/15				2.69
9/2	Div Domestic	DOUBLELINE TOTAL RET BD-1 08/31/15 INCOME DIVIDEND @ 0.036 PER SHARE AS OF 08/31/15 (ID 258620-10-3)	3,830,691	0.036		139.07
9/2	Div Domestic	GOLDMAN SACHS TR STRG INCM INST 08/31/15 INCOME DIVIDEND @ 0.028 PER SHARE AS OF 08/31/15 (ID 38145C-64-6)	3,007,581	0.026		78.25
9/2	Div Domestic	JOHN HANCOCK FDS II STR INCM OPP 1 08/31/15 INCOME DIVIDEND @ 0.016 PER SHARE AS OF 08/31/15 (ID 47804A-13-0)	5,614,446	0.017		93.88
9/2	Div Domestic	PRUDENTIAL INVT PORTFOLIOS 9 PRU ABRTN FD Z 08/31/15 INCOME DIVIDEND @ 0.018 PER SHARE AS OF 08/31/15 (ID 74441J-82-9)	1,297,409	0.021		26.82
9/16	Fees & Commissions	JPMORGAN CHASE TRUST FEE FOR THE PERIOD 08-17-2015 TO 09-16-2015 ON ADJUSTED MV \$1,919,594.60 INC \$744.91 PRINC \$744.90 PRORATED BASE FEE \$125.00			(744.91)	
9/16	Fees & Commissions	JPMORGAN CHASE TRUST FEE FOR THE PERIOD 08-17-2015 TO 09-16-2015 ON ADJUSTED MV \$1,919,594.60 INC \$744.91 PRINC \$744.90 PRORATED BASE FEE \$125.00			(744.90)	
9/29	Div Domestic	JPM TAX AWARE EQ FD - INSTL FUND 1236 @ 0.06886 PER SHARE (ID 4812A1-65-4)	3,125,359	0.069		215.21
9/29	Div Domestic	JPM CORE BD FD - SEL FUND 3720 @ 0.023 PER SHARE (ID 4812C0-38-1)	5,590,729	0.023		128.59



BLAIR & MARTHA RIETH FAMILY FDN ACCT. R62727004  
For the Period 1/1/15 to 12/31/15



0054073888031017431250  
0064073068801000021250

**INFLWS & OUTFLWS**

Settle Date	Type	Selection Method	Description	Quantity Cost	Per Unit Amount	PRINCIPAL Amount	INCOME Amount
9/29	Div Domestic		JPM EQ INC FD - SEL FUND 3128 @ 0.02459 PER SHARE (ID: 4812C0-49-8)	1,403,952	0.025		34.52
9/29	Div Domestic		JPM MKT EXP ENH INDEX FD - SEL FUND 3708 @ 0.02676 PER SHARE (ID: 4812C1-63-7)	3,983,907	0.027		106.61
10/1	Interest Income		DEPOSIT SWEEP INTEREST FOR 09/01/15 - 09/30/15 @ 0.03% RATE ON AVG COLLECTED BALANCE OF \$102,503.45 AS OF 10/01/15				2.40
10/1	Div Domestic		ISHARES CORE S&P MID-CAP ETF @ 0.529326 PER SHARE (ID: 464287-50-7)	602,000	0.529		318.65
10/1	Div Domestic		VANGUARD FTSE EUROPE ETF @ 0.225 PER SHARE (ID: 922042-87-4)	385,000	0.225		86.63
10/1	Div Domestic		GATEWAY FUND-Y 09/30/15 INCOME DIVIDEND @ 0.118 PER SHARE AS OF 09/30/15 (ID: 367829-88-4)	755,178	0.118		88.81
10/1	Div Domestic		PRUDENTIAL INVT PORTFOLIOS 9 PRU ABRTN FD Z 09/30/15 INCOME DIVIDEND @ 0.019 PER SHARE AS OF 09/30/15 (ID: 74441J-82-9)	1,297,409	0.019		24.32
10/2	Div Domestic		DOUBLELINE TOTAL RET BD-I 09/30/15 INCOME DIVIDEND @ 0.037 PER SHARE AS OF 09/30/15 (ID: 258620-10-3)	3,830,691	0.037		140.25
10/2	Div Domestic		GOLDMAN SACHS TR STRG INCM INST 09/30/15 INCOME DIVIDEND @ 0.022 PER SHARE AS OF 09/30/15 (ID: 38145C-64-6)	3,007,581	0.022		66.42
10/2	Div Domestic		JOHN HANCOCK FDS II STR INCM OPP I 09/30/15 INCOME DIVIDEND @ 0.026 PER SHARE AS OF 09/30/15 (ID: 47804A-13-0)	5,614,446	0.026		145.73
10/6	Div Domestic		GOLDMAN SACHS TR STRG INCM INST 10/05/15 INCOME DIVIDEND @ 0.004 PER SHARE AS OF 10/05/15 (ID: 38145C-64-6)	3,007,581	0.004		12.71

J.P. Morgan



BLAIR & MARTHA RIETH FAMILY FDN ACCT. R62727004  
For the Period 1/1/15 to 12/31/15

**INFLOWS & OUTFLOWS**

Settle Date	Type	Description	Quantity Cost	Per Unit Amount	PRINCIPAL Amount	INCOME Amount
10/7	Div Domestic	PRUDENTIAL INVT PORTFOLIOS 9 PRU ABRTN FD Z 10/05/15 INCOME DIVIDEND @ 0.004 PER SHARE AS OF 10/05/15 (ID: 74441J-82-9)	1,297,409	0.004		4.73
10/16	Fees & Commissions	JPMORGAN CHASE TRUST FEE FOR THE PERIOD 09-17-2015 TO 10-16-2015 ON ADJUSTED MV \$1,859,797.97 INC \$709.11 PRINC \$709.11 PRORATED BASE FEE \$125.00			(709.11)	
10/16	Fees & Commissions	JPMORGAN CHASE TRUST FEE FOR THE PERIOD 09-17-2015 TO 10-16-2015 ON ADJUSTED MV \$1,859,797.97 INC \$709.11 PRINC \$709.11 PRORATED BASE FEE \$125.00			(709.11)	
10/29	Div Domestic	JPM CORE BD FD - SEL FUND 3720 @ 0.027 PER SHARE (ID: 4812C0-38-1)	5,590,729	0.027		150.95
10/29	Div Domestic	JPM EQ INC FD - SEL FUND 3128 @ 0.00484 PER SHARE (ID: 4812C0-49-8)	1,403,952	0.005		6.80
10/30	Div Domestic	SPDR S&P 500 ETF TRUST @ 1.03343 PER SHARE (ID: 78462F-10-3)	1,554,000	1.033		1,605.95
11/2	Interest Income	DEPOSIT SWEEP INTEREST FOR 10/01/15 - 10/31/15 @ 0.3% RATE ON AVG COLLECTED BALANCE OF \$115,719.00 AS OF 11/01/15				2.89
11/3	Div Domestic	DOUBLELINE TOTAL RET BD-I 10/30/15 INCOME DIVIDEND @ 0.036 PER SHARE AS OF 10/30/15 (ID: 258620-10-3)	3,830,691	0.036		139.33
11/3	Div Domestic	JOHN HANCOCK FDS II STR INCM OPP I 10/30/15 INCOME DIVIDEND @ 0.026 PER SHARE AS OF 10/30/15 (ID: 47804A-13-0)	5,614,446	0.026		146.64
11/3	Div Domestic	PIMCO UNCONSTRAINED BOND-P 10/30/15 INCOME DIVIDEND @ 0.028 PER SHARE AS OF 10/30/15 (ID: 72201M-45-3)	3,696,735	0.023		86.06



BLAIR & MARTHA RIETH FAMILY FDN ACCT. R62727004  
For the Period 1/1/15 to 12/31/15



0054073888031017431251  
v064073068001000021251

**INFLWS & OUTFLOWS**

Settle Date	Type Selection Method	Description	Quantity Cost	Per Unit Amount	PRINCIPAL Amount	INCOME Amount
11/16	Fees & Commissions	JPMORGAN CHASE TRUST FEE FOR THE PERIOD 10-17-2015 TO 11-16-2015 ON ADJUSTED MV \$1,962,449.61 INC \$739.05 PRINC \$739.05 PRORATED BASE FEE \$125.00			(739.05)	
11/16	Fees & Commissions	JPMORGAN CHASE TRUST FEE FOR THE PERIOD 10-17-2015 TO 11-16-2015 ON ADJUSTED MV \$1,962,449.61 INC \$739.05 PRINC \$739.05 PRORATED BASE FEE \$125.00			(739.05)	
11/23	Div Domestic	ARTISAN INTL VALUE FD-ADV 11/19/15 INCOME DIVIDEND @ 0.342 PER SHARE AS OF 11/19/15 (ID: 04314H-66-7)	2,023.163	0.342		691.11
11/27	Div Domestic	JPM CORE BD FD - SEL FUND 3720 @ 0.024 PER SHARE (ID: 4812C0-38-1)	5,590.729	0.024		134.18
12/1	Interest Income	DEPOSIT SWEEP INTEREST FOR 11/01/15 - 11/30/15 @ .03% RATE ON AVG COLLECTED BALANCE OF \$140,183.19 AS OF 12/01/15				3.43
12/2	Div Domestic	DOUBLELINE TOTL RET BND-I 11/30/15 INCOME DIVIDEND @ 0.034 PER SHARE AS OF 11/30/15 (ID: 258620-10-3)	3,830.691	0.034		130.74
12/2	Div Domestic	JOHN HANCOCK II-STR INC-I 11/30/15 INCOME DIVIDEND @ 0.026 PER SHARE AS OF 11/30/15 (ID: 47804A-13-0)	5,614.446	0.026		146.61
12/2	Div Domestic	PIMCO UNCONSTRAINED BOND-P 11/30/15 INCOME DIVIDEND @ 0.027 PER SHARE AS OF 11/30/15 (ID: 72201M-45-3)	3,696.735	0.027		100.16
12/14	STCapitalGain Dist	JPM CORE BD FD - SEL FUND 3720 SHORT TERM CAPITAL GAINS @ 0.00131 (ID: 4812C0-38-1)	5,590.729	0.001		7.32
12/14	STCapitalGain Dist	JPM MKT EXP ENH INDEX FD - SEL FUND 3708 SHORT TERM CAPITAL GAINS @ 0.00509 (ID: 4812C1-63-7)	3,983.907	0.005		20.28

J.P. Morgan



BLAIR & MARTHA RIETH FAMILY FDN ACCT. R62727004  
For the Period 1/1/15 to 12/31/15

**INFLOWS & OUTFLOWS**

Settle Date	Type	Selection Method	Description	Quantity Cost	Per Unit Amount	PRINCIPAL Amount	INCOME Amount
12/16	Fees & Commissions		JPMORGAN CHASE TRUST FEE FOR THE PERIOD 11-17-2015 TO 12-16-2015 ON ADJUSTED MV \$1,910,343.49 INC \$723.85 PRINC \$723.85 PRORATED BASE FEE . \$125.00			(723.85)	(723.85)
12/16	Fees & Commissions		JPMORGAN CHASE TRUST FEE FOR THE PERIOD 11-17-2015 TO 12-16-2015 ON ADJUSTED MV \$1,910,343.49 INC \$723.85 PRINC \$723.85 PRORATED BASE FEE . \$125.00			(723.85)	
12/17	STCapitalGain Dist		MFS INTL VALUE-I 12/15/15 SHORT TERM CAPITAL GAINS @ 0.294 PER SHARE AS OF 12/15/15 (ID: 55273E-82-2)	2,533.030	0.294		744.15
12/17	Div Domestic		MFS INTL VALUE-I 12/15/15 INCOME DIVIDEND @ 0.533 PER SHARE AS OF 12/15/15 (ID 55273E-82-2)	2,533.030	0.533		1,350.74
12/18	STCapitalGain Dist		PRIMECAP ODYSSEY STOCK FD 12/16/15 SHORT TERM CAPITAL GAINS @ 0.013 PER SHARE AS OF 12/16/15 (ID: 74160Q-30-1)	3,897.364	0.013		50.55
12/18	Div Domestic		PRIMECAP ODYSSEY STOCK FD 12/16/15 INCOME DIVIDEND @ 0.243 PER SHARE AS OF 12/16/15 (ID: 74160Q-30-1)	3,897.364	0.243		945.50
12/21	STCapitalGain Dist		NEUBERGER BER MU/C OPP-INS 12/18/15 SHORT TERM CAPITAL GAINS @ 0.008 PER SHARE AS OF 12/18/15 (ID: 64122Q-30-9)	6,456.196	0.008		53.59
12/21	Div Domestic		NEUBERGER BER MU/C OPP-INS 12/18/15 INCOME DIVIDEND @ 0.136 PER SHARE AS OF 12/18/15 (ID: 64122Q-30-9)	6,456.196	0.137		881.27
12/22	Div Domestic		JPM GBL RES ENH INDEX FD - SEL FUND 3457 @ 0.34444 PER SHARE (ID: 46637K-51-3)	11,293.289	0.344		3,889.86
12/22	Div Domestic		JPM TAX AWARE EQ FD - INSTL FUND 1236 @ 0.10125 PER SHARE (ID: 4812A1-65-4)	3,125.359	0.101		316.44



BLAIR & MARTHA RIETH FAMILY FDN ACCT. R62727004  
For the Period 1/1/15 to 12/31/15



0054073888031017431252  
6064073068001000621252

**INFLOWS & OUTFLOWS**

Settle Date	Type Selection Method	Description	Quantity Cost	Per Unit Amount	PRINCIPAL Amount	INCOME Amount
12/22	Div Domestic	JPM MKT EXP ENH INDEX FD - SEL FUND 3708 @ 0.03676 PER SHARE (ID 4812C1-63-7)	3,983.907	0.037		146.45
12/23	STCapitalGain Dist	BROWN ADV JAPAN ALPHA OPP-IS 12/21/15 SHORT TERM CAPITAL GAINS @ 0.179 PER SHARE AS OF 12/21/15 (ID 115233-57-9)	3,302.593	0.179		590.17
12/23	Div Domestic	GATEWAY FD-Y 12/22/15 INCOME DIVIDEND @ 0.084 PER SHARE AS OF 12/22/15 (ID: 367829-88-4)	755.178	0.084		63.51
12/24	Misc Receipt	TRANSFER TO COVER INCOME DISTRIBUTION			77,186.00	
12/24	Misc Debit	INTERNAL TRANSFER OF FUNDS FROM R62727004 TO R62727004 TRANSFER TO COVER INCOME DISTRIBUTION			(77,186.00)	
12/24	Grant Paid	PAID WHITE PIGEON TOWNSHIP FIRE DEPARTMENT CHARITABLE CONTRIBUTION TREASURERS CHECK NO 3670638				(10,000.00)
12/24	Grant Paid	PAID AGAPE THERAPEUTIC RIDING RESOURCES DONATION FOR THE BENEFIT OF BUTTERBEAN TREASURERS CHECK NO: 3670639				(5,000.00)
12/24	Grant Paid	PAID WHITE PIGEON EMERGENCY CARE NETWORK FOOD PANTRY CHARITABLE CONTRIBUTION TREASURERS CHECK NO 3670640				(10,000.00)
12/24	Grant Paid	PAID JAMES WHITCOMB RILEY CHILDREN'S HOSPITAL IN HONOR OF SARAH CAROLINE RIETH TREASURERS CHECK NO: 3670641				(5,000.00)
12/24	Grant Paid	PAID DEPAUW UNIVERSITY THE FUNDS ARE DIRECTED FOR THE BENEFIT OF ALEC DASILVIERA TREASURERS CHECK NO 3670642				(5,000.00)
12/24	Grant Paid	PAID FIRST UNITED METHODIST CHURCH OF MIDDLEBURY CHARITABLE CONTRIBUTION TREASURERS CHECK NO: 3670643				(5,000.00)

J.P.Morgan



BLAIR & MARTHA RIETH FAMILY FDN ACCT. R62727004  
For the Period 1/1/15 to 12/31/15

**INFLOWS & OUTFLOWS**

Settle Date	Type	Description	Quantity	Per Unit	PRINCIPAL	INCOME
	Selection Method		Cost	Amount	Amount	Amount
12/24	Grant Paid	PAID DEPAUW UNIVERSITY IN FULFILLMENT OF CAMPAIGN FOR DEPAUW COMMITMENT LETTER TREASURERS CHECK NO 3670682				(50,000.00)
12/24	Div Domestic	EQUINOX CAMPBELL STRATEGY-I 12/23/15 INCOME DIVIDEND @ 0.230 PER SHARE AS OF 12/23/15 (ID: 29446A-81-9)	3,806,646	0.23		877.05
12/28	STCapitalGain Dist	DEUTSCHE X-TRACKERS MSCI EAF SHORT TERM CAPITAL GAINS @ 0.0378 (ID: 233051-20-0)	2,587,000	0.038		97.79
12/28	Div Domestic	DEUTSCHE X-TRACKERS MSCI EAF @ 0.10314 PER SHARE (ID: 233051-20-0)	2,587,000	0.103		266.82
12/28	Div Domestic	ISHARES MSCI EAFE INDEX FUND @ 0.508359 PER SHARE (ID: 464287-46-5)	2,938,000	0.508		1,493.56
12/28	Div Domestic	VANGUARD FTSE EUROPE ETF @ 0.202 PER SHARE (ID: 922042-87-4)	385,000	0.202		77.77
12/28	STCapitalGain Dist	JOHN HANCOCK II-STR INC-I 12/24/15 SHORT TERM CAPITAL GAINS @ 0.100 PER SHARE AS OF 12/24/15 (ID: 47804A-13-0)	5,614,446	0.10		563.52
12/29	Misc Receipt	TRANSFER TO COVER INCOME DISTRIBUTION			4,125.00	
12/29	Misc Debit	INTERNAL TRANSFER OF FUNDS FROM R62727004 TO R62727004 TRANSFER TO COVER INCOME DISTRIBUTION			(4,125.00)	
12/29	Grant Paid	PAID DEPAUW UNIVERSITY IN SUPPORT OF RE-PURPOSING THE CURRENT ROTUNDA IN THE UNION BUILDING AS STUDENT SOCIAL SPACE TREASURERS CHECK NO 3672161				(5,000.00)
12/30	Div Domestic	JPM CORE BD FD - SEL FUND 3720 @ 0.023 PER SHARE (ID: 4812C0-38-1)	5,590,729	0.023		128.59
12/31	Div Domestic	ISHARES RUSSELL MIDCAP INDEX FUND @ 0.878233 PER SHARE (ID: 464287-49-9)	175,000	0.878		153.69



BLAIR & MARTHA RIETH FAMILY FDN ACCT. R62727004  
For the Period 1/1/15 to 12/31/15



0054073888031017431253  
0064073068001060021253

**INFLWS & OUTFLWS**

Settle Date	Type	Description	Quantity	Per Unit	PRINCIPAL	INCOME
	Selection Method		Cost	Amount	Amount	Amount
12/31	Div Domestic	ISHARES CORE S&P MIDCAP ETF @ 0.691003 PER SHARE (ID: 464287-50-7)	602,000	0.691		415.98
12/31	Div Domestic	BROWN ADV JAPAN ALPHA OPP-1S 12/29/15 INCOME DIVIDEND @ 0.949 PER SHARE AS OF 12/29/15 (ID: 115233-57-9)	3,302,593	0.949		3,132.74
12/31	Div Domestic	PIMCO UNCONSTRAINED BOND-P 12/29/15 INCOME DIVIDEND @ 0.330 PER SHARE AS OF 12/29/15 (ID: 72201M-45-3)	3,696,735	0.33		1,219.22
<b>Total Inflows &amp; Outflows</b>						<b>\$4,390.91</b>

**TRADE ACTIVITY**

Trade Date	Type	Description	Quantity	Per Unit	Proceeds	Tax Cost	Realized
Settle Date	Selection Method			Amount			Gain/Loss
1/29	Sale	ISHARES MSCI EAFE INDEX FUND @ 62.1988	(329,000)	62.183	20,458.35	(21,711.33)	(714.58) L
2/3	FIFO	20,463.73 BROKERAGE 4.93 TAX &/OR SEC 45 DEUTSCHE BANC ALEX BROWN INC (ID: 464287-46-5)					(538.40) S
1/29	Sale	ISHARES MSCI EAFE INDEX FUND @ 61.9812	(234,000)	61.965	14,499.77	(15,239.37)	(739.60) S
2/3	FIFO	14,503.60 BROKERAGE 3.51 TAX &/OR SEC .32 UBS SECURITIES LLC (ID: 464287-46-5)					
1/29	Sale	ISHARES MSCI EAFE INDEX FUND @ 61.9902	(479,000)	61.974	29,685.47	(29,396.11)	289.36 S
2/3	FIFO	29,693.30 BROKERAGE 7.18 TAX &/OR SEC 65 BARCLAYS CAPITAL LE (ID: 464287-46-5)					
1/30	Sale	ISHARES MSCI EAFE INDEX FUND @ 61.4523 5.161 99	(84,000)	61.428	5,159.99	(5,089.90)	70.09 S
2/4	FIFO	BROKERAGE 1.89 TAX &/OR SEC 11 JPMORGAN CLEARING CORP (ID: 464287-46-5)					

J.P.Morgan



**BLAIR & MARTHA RIETH FAMILY FDN ACCT. R62727004**  
**For the Period 1/1/15 to 12/31/15**

Trade Date	Type	Selection Method	Description	Quantity	Per Unit Amount	Proceeds	Tax Cost	Realized Gain/Loss
<b>Settled Sales/Maturities/Redemptions</b>								
1/30	Sale	FIFO	ISHARES MSCI EAFE INDEX FUND @ 61.2819 3.615 63	(59.000)	61.266	3,614.68	(3,575.05)	39.63 S
2/4			BROKERAGE 0.88 TAX &/OR SEC .07 UBS SECURITIES LLC (ID 464287-46-5)					
1/30	Sale	FIFO	ISHARES MSCI EAFE INDEX FUND @ 61.5382	(461.000)	61.522	28,361.58	(27,933.83)	427.75 S
2/4			28,369 11 BROKERAGE 6 91 TAX &/OR SEC 62 MERRILL LYNCH PIERCE FENNER & SMIT (ID 464287-46-5)					
2/2	Sale	FIFO	ISHARES MSCI EAFE INDEX FUND @ 61.6219 3.574 07	(58.000)	61.606	3,573.13	(3,514.45)	58.68 S
2/5			BROKERAGE 0.87 TAX &/OR SEC 07 KNIGHT EQUITY MARKETS L P. (ID 464287-46-5)					
2/17	Redemption	Pro Rata	BARC BREN PLDMLNPM 2/17/15 10% BUFFER-1 21%XLEV	(11,000.000)	108.931	11,982.40	(10,890.00)	1,092.40 L
2/17			12 10%MAX-10%CAP PLDMLNPM 726 20 TO REDEMPTION (ID: 06741T-4X-2)					
3/4	Redemption	Pro Rata	GS CYCLICAL SECT REL PERF NT 3/4/15 1 08 XLEV	(20,000.000)	116.164	23,232.70	(19,800.00)	3,432.70 L
3/4			BASKET UPSIDE- UNCAPPED 1 1 SPX DOWNSIDE 2/14/14 SPX:1838.63 BSKT IXM.215.86 IXI 513 97 IXT:360 81 TO REDEMPTION (ID: 38147Q-NP-7)					
3/3	Sale	FIFO	EATON VANCE GLOBAL MACRO-I (ID: 277923-72-8)	(1,808.223)	9.46	17,105.79	(17,306.84)	(201.05) L
3/4								
3/27	Sale	FIFO	DB MARKET PLUS WTI 07/21/15 79.9% BARRIER-6 5%CPN INITIAL LEVEL 05/23/14 CL1. 104 35 @ 50.18 JP MORGAN SECURITIES LLC F.I (ID: 25152R-KH-5)	(11,000.000)	50.18	5,519.80	(10,868.00)	(5,348.20) S
4/1								
7/23	LT Capital Gain	Distribution	JPM TAX AWARE EQ FD - INSTL FUND 1236 LONG TERM CAPITAL GAINS @ 0.00373 (ID 4812A1-65-4)	3,125.359	0.004	11.66		
7/23								
8/3	LT Capital Gain	Distribution	JPM CHINA REGION FD - SEL FUND 3810 LONG TERM CAPITAL GAINS @ 3 61139 (ID 4812A3-52-8)	980.911	3.611	3,542.45		
8/3								



BLAIR & MARTHA RIETH FAMILY FDN ACCT. R62727004  
For the Period 1/1/15 to 12/31/15



0054073888031017431254  
0064073068001000021254

Trade Date	Type	Description	Quantity	Per Unit Amount	Proceeds	Tax Cost	Realized Gain/Loss
Settle Date	Selection Method						
<b>Settled Sales/Maturities/Redemptions</b>							
7/31	Sale	JPM CHINA REGION FD - SEL FUND 3810 JP MORGAN	(980.911)	18.53	18,176.28	(20,765.89)	(2,589.61) S
8/3	FIFO	CHASE BANK AS SHAREHOLDER SERVICING AGENT @ 18.53 (ID: 4812A3-52-8)					
8/4	Sale	JPM LARGE CAP GRWTH FD - SEL FUND 3118 JP	(176.808)	38.60	6,824.77	(3,810.21)	3,014.56 L
8/5	FIFO	MORGAN CHASE BANK AS SHAREHOLDER SERVICING AGENT @ 38.60 (ID: 4812C0-53-0)					
8/4	Sale	INV BALANCED-RISK ALLOC-Y (ID: 00141V-69-7)	(3,524.293)	11.64	41,022.77	(44,208.20)	(3,185.43) L
8/5	FIFO						
8/4	Sale	PIMCO COMMODITYPL STRAT-P (ID: 72201P-16-7)	(2,522.309)	6.55	16,521.12	(27,075.06)	(10,553.94) L
8/5	FIFO						
8/4	Sale	GATEWAY FUND-Y (ID: 367829-88-4)	(968.273)	30.15	29,193.44	(26,467.88)	2,725.56 L
8/5	FIFO						
8/4	Sale	ARTISAN INTL VALUE FUND - ADV (ID: 04314H-86-7)	(222.160)	35.52	7,891.14	(5,201.39)	2,689.75 L
8/5	FIFO						
8/4	Sale	PRUDENTIAL INVT PORTFOLIOS 9 PRU ABRN FD Z (ID: 74441J-82-9)	(2,081.802)	9.63	20,047.75	(20,419.00)	(371.25) L
8/5	FIFO						
8/5	Sale	COLUMBIA ASIA PAX X-JPN-R5 (ID: 19763P-57-2)	(2,436.540)	13.96	34,014.10	(29,236.19)	4,842.11 L
8/6	FIFO						(64.20) S
8/21	Sale	COLUMBIA ASIA PAX X-JPN-R5 (ID: 19763P-57-2)	(3,927.606)	12.54	49,252.18	(56,094.22)	(6,842.04) S
8/24	FIFO						
8/24	Sale	MATTHEWS PACIFIC TIGER FD-IS (ID: 577130-83-4)	(1,142.563)	23.28	26,598.87	(24,016.67)	2,582.20 L
8/25	FIFO						
10/5	Sale	ASTON/FAIRPOINTE MID CAP-I (ID: 00078H-15-8)	(703.951)	36.97	26,025.07	(23,658.70)	2,366.37 L
10/6	FIFO						
10/5	Sale	HARTFORD CAPITAL APPREC-I (ID: 416649-30-9)	(1,581.610)	36.60	57,886.93	(60,543.02)	4,485.08 L
10/6	FIFO						(7,141.17) S



BLAIR & MARTHA RIETH FAMILY FDN ACCT. R62727004  
For the Period 1/1/15 to 12/31/15

Trade Date	Type	Selection Method	Description	Quantity	Per Unit Amount	Proceeds	Tax Cost	Realized Gain/Loss
<b>Settled Sales/Maturities/Redemptions</b>								
10/5	Sale		CREDIT SUISSE COMMODITY RETURN STRATEGY FUND	(1,326.491)	5.09	6,751.84	(6,924.28)	(172.44) S
10/6	FIFO		(ID: 22544R-30-5)					
10/5	Sale		PRUDENTIAL INVNT PORTFOLIOS 9 PRU ABRTN FD Z	(1,297.409)	9.47	12,286.46	(12,782.00)	(495.54) L
10/6	FIFO		(ID: 74441J-82-9)					
10/5	Sale		GOLDMAN SACHS TR STRG INCM INST	(3,007.581)	9.92	29,835.20	(31,880.36)	(2,045.16) L
10/6	FIFO		(ID: 38145C-64-6)					
10/5	Sale		DEUTSCHE XTRAC MSCIEAFE HEDGE FD @ 27 1272	(387.000)	27.112	10,492.23	(11,496.99)	(1,004.76) S
10/8	FIFO		10,498 22 BROKERAGE 5.80 TAX &/OR SEC .19 SANFORD C. BERNSTEIN & CO INC (SCB (ID: 233051-20-0)					
10/5	Sale		ISHARES MSCI EAFE INDEX FUND @ 59 64 19,144 43	(321.000)	59.624	19,139.27	(19,450.67)	(311.40) S
10/8	FIFO		BROKERAGE 4.81 TAX &/OR SEC 35 SANFORD C. BERNSTEIN & CO. INC (SCB (ID: 464287-46-5)					
11/6	Sale		JPM EQ INC FD - SEL FUND 3128 JP MORGAN CHASE	(1,403.952)	14.08	19,767.64	(13,042.71)	6,724.93 L
11/9	FIFO		BANK AS SHAREHOLDER SERVICING AGENT @ 14.08 (ID: 481200-49-8)					
11/23	LT Capital Gain		ARTISAN INTL VALUE FD-ADV 11/19/15 LONG TERM	2,023.163	1.682	3,402.35		
11/23	Distribution		CAPITAL GAINS @ 1.682 PER SHARE AS OF 11/19/15 (ID: 04314H-66-7)					
11/23	Sale		CREDIT SUISSE COMM RET ST-I (ID: 22544R-30-5)	(6,844.925)	4.68	32,034.25	(35,730.51)	(3,696.26) S
11/24	FIFO							
12/14	LT Capital Gain		JPM TAX AWARE EQ FD - INSTL FUND 1236 LONG TERM	3,125.359	1.228	3,838.66		
12/14	Distribution		CAPITAL GAINS @ 1.22823 (ID: 4812A1-65-4)					
12/14	LT Capital Gain		JPM CORE BD FD - SEL FUND 3720 LONG TERM	5,590.729	0.021	119.98		
12/14	Distribution		CAPITAL GAINS @ 0.02146 (ID: 4812C0-38-1)					
12/14	LT Capital Gain		JPM LARGE CAP GRWTH FD - SEL FUND 3118 LONG	619.888	1.60	991.90		
12/14	Distribution		TERM CAPITAL GAINS @ 1.60013 (ID: 4812C0-53-0)					



BLAIR & MARTHA RIETH FAMILY FDN ACCT. R62727004  
For the Period 1/1/15 to 12/31/15



0054073888031017431255  
0064073068001000021255

Trade Date	Type	Selection Method	Description	Quantity	Per Unit Amount	Proceeds	Tax Cost	Realized Gain/Loss
<b>Settled Sales/Maturities/Redemptions</b>								
12/14	LT Capital Gain Distribution		JPM MKT EXP ENH INDEX FD - SEL FUND 3708 LONG TERM CAPITAL GAINS @ 2.13178 (ID: 4812C1-63-7)	3,983,907	2.132	8,492.81		
12/17	LT Capital Gain Distribution		MFS INTL VALUE-1 12/15/15 LONG TERM CAPITAL GAINS @ 0.314 PER SHARE AS OF 12/15/15 (ID: 55273E-82-2)	2,533,030	0.314	796.18		
12/17	Sale	FIFO	DODGE & COX INTL STOCK FD (ID: 256206-10-3)	(1,965,857)	37.36	73,444.42	(86,341.89)	(12,897.47) L
12/18	LT Capital Gain Distribution		GOTHAM ABSOLUTE RETURN-INS 12/17/15 LONG TERM CAPITAL GAINS @ 0.167 PER SHARE AS OF 12/17/15 (ID: 360873-13-7)	3,173,281	0.167	530.32		
12/18	LT Capital Gain Distribution		PRIMECAP ODYSSEY STOCK FD 12/16/15 LONG TERM CAPITAL GAINS @ 0.197 PER SHARE AS OF 12/16/15 (ID: 74160Q-30-1)	3,897,364	0.197	768.91		
12/21	LT Capital Gain Distribution		NEUBERGER BER MU/C OPP-INS 12/18/15 LONG TERM CAPITAL GAINS @ 0.414 PER SHARE AS OF 12/18/15 (ID: 64122Q-30-9)	6,456,196	0.414	2,671.57		
12/23	LT Capital Gain Distribution		BROWN ADV JAPAN ALPHA OPP-IS 12/21/15 LONG TERM CAPITAL GAINS @ 0.020 PER SHARE AS OF 12/21/15 (ID: 115233-57-9)	3,302,593	0.02	64.47		
12/28	LT Capital Gain Distribution		JOHN HANCOCK II-STR INC-I 12/24/15 LONG TERM CAPITAL GAINS @ 0.169 PER SHARE AS OF 12/24/15 (ID: 47804A-13-0)	5,614,446	0.169	946.26		
12/29	LT Capital Gain Distribution		DEUTSCHE X-TRACKERS MSCI EAF LONG TERM CAPITAL GAINS @ 0.08108 AS OF 12/28/15 (ID: 233051-20-0)	2,587,000	0.081	209.75		
<b>Total Settled Sales/Maturities/Redemptions</b>						<b>\$726,786.66</b>	<b>(\$724,470.72)</b>	<b>\$3,491.24 L</b> <b>(\$27,562.57) S</b>

J.P. Morgan



BLAIR & MARTHA RIETH FAMILY FDN ACCT. R62727004  
For the Period 1/1/15 to 12/31/15

Trade Date Settle Date	Type	Description	Quantity	Per Unit Amount	Market Cost
<b>Settled Securities Purchased</b>					
1/29 2/3	Purchase	ISHARES CORE S&P MID-CAP ETF @ 144 4956 10,259.19 BROKERAGE 1 06 INVESTMENT TECHNOLOGY GROUP (ITG) (ID 464287-50-7)	71 000	144.511	(10,260 25)
2/2 2/3	Purchase	COLUMBIA ASIA PAX X-JPN-R5 (ID 19763P-57-2)	1,012.911	14.35	(14,535 27)
1/29 2/4	Purchase	SPDR S&P 500 ETF TRUST @ 201 966 75,939 21 BROKERAGE 5.64 CREDIT SUISSE FIRST BOSTON LLC (ID 78462F-10-3)	376.000	201.981	(75,944.85)
1/30 2/4	Purchase	GS EAFE REN MAT 02/18/16 2X LEV, 10 57% CAP. 21 14% MAX INITIAL LEVEL-01/30/15 SXSE 3351 44 UKX-6749 40 TPX 14 15 07 @ 99.00 JP MORGAN SECURITIES LLC F I. (ID. 38147Q-SY-3)	40,000 000	99 00	(39,600 00)
2/27 3/4	Purchase	SPDR S&P 500 ETF TRUST @ 210 84 12,228 72 BROKERAGE 0 87 SANFORD C BERNSTEIN & CO INC (SCB (ID 78462F-10-3)	58 000	210 855	(12,229.59)
3/3 3/4	Purchase	GATEWAY FUND-Y (ID 367829-88-4)	270 016	30.03	(8,108 59)
3/3 3/4	Purchase	EQUINOX FDS TR EQNX CB STGY I (ID 29446A-81-9)	2,035.459	12 17	(24,771 53)
8/4 8/5	Purchase	BROWN ADV JAPAN ALPHA OPP-IS (ID 115233-57-9)	973 493	12.94	(12,597 00)
8/4 8/5	Purchase	CREDIT SUISSE COMMODITY RETURN STRATEGY FUND (ID 22544R-30-5)	8,171 416	5 22	(42,654 79)
8/4 8/5	Purchase	JOHN HANCOCK FDS II STR INCM OPP I (ID 47804A-13-0)	3,910.632	10 91	(42,665 00)
8/4 8/5	Purchase	EQUINOX FDS TR EQNX CB STGY I (ID 29446A-81-9)	1,771.187	11 20	(19,837 29)

J.P. Morgan



BLAIR & MARTHA RIETH FAMILY FDN ACCT. R62727004  
For the Period 1/1/15 to 12/31/15



0054073888031017431256  
0064073068001000021256

Trade Date Settle Date	Type	Description	Quantity	Per Unit Amount	Market Cost
<b>Settled Securities Purchased</b>					
8/4 8/7	Purchase	DEUTSCHE XTRAC MSCI EAFE HEDGE FD @ 29.693 13.272 77 BROKERAGE 6.70 INSTINET (ID: 233051-20-0)	447,000	29,708	(13,279.47)
8/4 8/7	Purchase	VANGUARD FTSE EUROPE ETF @ 55.2724 21.279 87 BROKERAGE 5.77 DEUTSCHE BANC ALEX BROWN INC (ID: 922042-87-4)	385,000	55,287	(21,285.64)
8/4 8/10	Purchase	DEUTSCHE XTRAC MSCI EAFE HEDGE FD @ 29.7004 29.492 49 BROKERAGE 14.89 MERRILL LYNCH PIERCE FENNER & SMIT (ID: 233051-20-0)	993,000	29,715	(29,507.38)
8/24 8/25	Purchase	JOHN HANCOCK FDS II STR INCM OPP I (ID: 47804A-13-0)	1,703,814	10.75	(18,316.00)
8/25 8/28	Purchase	DEUTSCHE XTRAC MSCI EAFE HEDGE FD @ 26.1685 22.975 94 BROKERAGE 13.17 MERRILL LYNCH PIERCE FENNER & SMIT (ID: 233051-20-0)	878,000	26,184	(22,989.11)
8/25 8/28	Purchase	DEUTSCHE XTRAC MSCI EAFE HEDGE FD @ 26.0203 17.069 31 BROKERAGE 14.76 JPMORGAN CLEARING CORP (ID: 233051-20-0)	656,000	26,043	(17,084.07)
10/5 10/6	Purchase	JPM GLBL RES ENH INDEX FD - SEL FUND 3457 JP MORGAN CHASE BANK AS SHAREHOLDER SERVICING AGENT @ 17.87 (ID: 46637K-51-3)	1,206,818	17.87	(21,565.84)
10/5 10/6	Purchase	PIMCO UNCONSTRAINED BOND-P (ID: 72201M-45-3)	3,696,735	10.69	(39,518.10)
10/5 10/8	Purchase	SPDR S&P 500 ETF TRUST @ 198.47 59.541 00 BROKERAGE 4.50 UBS SECURITIES LLC (ID: 78462F-10-3)	300,000	198.485	(59,545.50)
10/5 10/9	Purchase	ISHARES RUSSELL MIDCAP INDEX FUND @ 160.97 28.169 75 BROKERAGE 2.63 DEUTSCHE BANC ALEX BROWN INC (ID: 464287-49-9)	175,000	160.985	(28,172.38)

J.P. Morgan



**BLAIR & MARTHA RIETH FAMILY FDN ACCT. R62727004**  
**For the Period 1/1/15 to 12/31/15**

Trade Date Settle Date	Type	Description	Quantity	Per Unit Amount	Market Cost
<b>Settled Securities Purchased</b>					
12/3 12/4	Purchase	DOUBLELINE TOTL RET BND-1 (ID: 258620-10-3)	1,965,926	10.80	(21,232.00)
12/17 12/22	Purchase	ISHARES MSCI EAFE INDEX FUND @ 59 1411 7,984 04 BROKERAGE 2.02 DEUTSCHE BANC ALEX BROWN INC (ID: 464287-46-5)	135,000	59.156	(7,986.06)
12/17 12/22	Purchase	ISHARES MSCI EAFE INDEX FUND @ 59 0581 65,259.20 BROKERAGE 16.57 DEUTSCHE BANC ALEX BROWN INC (ID: 464287-46-5)	1,105,000	59.073	(65,275.77)
<b>Total Settled Securities Purchased</b>					<b>(\$668,961.48)</b>

**COST ADJUSTMENTS**

Settle Date	Type	Description	Quantity	Cost Basis Adjustments	Currency Gain/Loss USD
1/29	Cost Basis Adj	EATON VANCE GLOBAL MACRO-I RETURN OF CAPITAL ADJUSTMENT FOR 2014 DIVIDENDS (ID: 277923-72-8)	1,808,223	(70.14)	