



See a Social Security Number? Say Something!
Report Privacy Problems to <https://public.resource.org/privacy>
Or call the IRS Identity Theft Hotline at 1-800-908-4490



Return of Private Foundation

2015

Department of the Treasury
Internal Revenue Service

or Section 4947(a)(1) Trust Treated as Private Foundation
Do not enter social security numbers on this form as it may be made public.

Information about Form 990-PF and its separate instructions is at www.irs.gov/form990pf

Open to Public Inspection

For calendar year **2015** or tax year beginning **2015**, and ending **20**

Name of foundation TRUST UA HENRY W EBY R60678001		A Employer identification number 35-6008461
Number and street (or P.O. box number if mail is not delivered to street address) 10 S DEARBORN IL1-0117		B Telephone number (see instructions) 866-888-5157
Room/suite		
City or town, state or province, country, and ZIP or foreign postal code CHICAGO, IL 60603		
G Check all that apply:		C If exemption application is pending, check here <input type="checkbox"/>
<input type="checkbox"/> Initial return	<input type="checkbox"/> Initial return of a former public charity	D 1. Foreign organizations, check here <input type="checkbox"/>
<input type="checkbox"/> Final return	<input type="checkbox"/> Amended return	2. Foreign organizations meeting the 85% test, check here and attach computation <input type="checkbox"/>
<input type="checkbox"/> Address change	<input type="checkbox"/> Name change	E If private foundation status was terminated under section 507(b)(1)(A), check here <input type="checkbox"/>
H Check type of organization: <input checked="" type="checkbox"/> Section 501(c)(3) exempt private foundation		F If the foundation is in a 60-month termination under section 507(b)(1)(B), check here <input type="checkbox"/>
<input type="checkbox"/> Section 4947(a)(1) nonexempt charitable trust <input type="checkbox"/> Other taxable private foundation		
I Fair market value of all assets at end of year (from Part II, col. (c), line 16) \$ 806,874.		
J Accounting method: <input checked="" type="checkbox"/> Cash <input type="checkbox"/> Accrual <input type="checkbox"/> Other (specify) _____		
(Part I, column (d) must be on cash basis.)		

Part I Analysis of Revenue and Expenses (The total of amounts in columns (b), (c), and (d) may not necessarily equal the amounts in column (a) (see instructions).)		(a) Revenue and expenses per books	(b) Net investment income	(c) Adjusted net income	(d) Disbursements for charitable purposes (cash basis only)
1 Contributions, gifts, grants, etc., received (attach schedule)					
2 Check <input checked="" type="checkbox"/> if the foundation is not required to attach Sch. B.					
3 Interest on savings and temporary cash investments					
4 Dividends and interest from securities		17,256.	17,256.		
5a Gross rents					
b Net rental income or (loss)					
6a Net gain or (loss) from sale of assets not on line 10		4,399.			
b Gross sales price for all assets on line 6a 255,931.					
7 Capital gain net income (from Part IV, line 2)			4,399.		
8 Net short-term capital gain					
9 Postmark RECEIVED					
10a Gross sales less returns and allowances					
b Less Cost of goods sold					
c Gross profit or (loss) (attach schedule)					
11 Other income (attach schedule)		-343.			STMT 1
12 Total. Add lines 1 through 11		21,312.	21,655.		
13 Compensation of officers, directors, trustees, etc.		9,311.	5,587.		3,724.
14 Other employee salaries and wages			NONE	NONE	
15 Pension plans, employee benefits			NONE	NONE	
16a Legal fees (attach schedule)					
b Accounting fees (attach schedule)					
c Other professional fees (attach schedule)					
17 Interest					
18 Taxes (attach schedule) (see instructions)		1,894.	310.		
19 Depreciation (attach schedule) and depletion					
20 Occupancy					
21 Travel, conferences, and meetings			NONE	NONE	
22 Printing and publications			NONE	NONE	
23 Other expenses (attach schedule)					
24 Total operating and administrative expenses. Add lines 13 through 23.		11,205.	5,897.	NONE	3,724.
25 Contributions, gifts, grants paid		33,572.			33,572.
26 Total expenses and disbursements. Add lines 24 and 25		44,777.	5,897.	NONE	37,296.
27 Subtract line 26 from line 12.					
a Excess of revenue over expenses and disbursements		-23,465.			
b Net investment income (if negative, enter -0-)			15,758.		
c Adjusted net income (if negative, enter -0-)					

SCANNED JUN 23 2016

Rec In Batching Ogden

JUN 21 2016

ONE

Part II Balance Sheets		Attached schedules and amounts in the description column should be for end-of-year amounts only (See instructions)			
		Beginning of year	End of year		
		(a) Book Value	(b) Book Value	(c) Fair Market Value	
Assets	1	Cash - non-interest-bearing	8,156.	7,444.	7,444.
	2	Savings and temporary cash investments	26,607.	39,657.	39,657.
	3	Accounts receivable ▶			
		Less: allowance for doubtful accounts ▶			
	4	Pledges receivable ▶			
		Less: allowance for doubtful accounts ▶			
	5	Grants receivable			
	6	Receivables due from officers, directors, trustees, and other disqualified persons (attach schedule) (see instructions)			
	7	Other notes and loans receivable (attach schedule) ▶			
		Less: allowance for doubtful accounts ▶	NONE		
	8	Inventories for sale or use			
	9	Prepaid expenses and deferred charges			
	10a	Investments - U.S. and state government obligations (attach schedule)			
	b	Investments - corporate stock (attach schedule)	574,654.	559,457.	630,924.
	c	Investments - corporate bonds (attach schedule)	41,970.	75,756.	74,050.
	Liabilities	11	Investments - land, buildings, and equipment basis ▶		
		Less: accumulated depreciation (attach schedule) ▶			
12		Investments - mortgage loans			
13		Investments - other (attach schedule)	110,888.	56,488.	54,799.
14		Land, buildings, and equipment basis ▶			
		Less: accumulated depreciation (attach schedule) ▶			
15		Other assets (describe ▶)			
16		Total assets (to be completed by all filers - see the instructions. Also, see page 1, item I)	762,275.	738,802.	806,874.
Net Assets or Fund Balances	17	Accounts payable and accrued expenses			
	18	Grants payable			
	19	Deferred revenue			
	20	Loans from officers, directors, trustees, and other disqualified persons			
	21	Mortgages and other notes payable (attach schedule)			
	22	Other liabilities (describe ▶)			
	23	Total liabilities (add lines 17 through 22)		NONE	
Net Assets or Fund Balances	Foundations that follow SFAS 117, check here ▶ <input type="checkbox"/> and complete lines 24 through 26 and lines 30 and 31.				
	24	Unrestricted			
	25	Temporarily restricted			
	26	Permanently restricted			
	Foundations that do not follow SFAS 117, check here ▶ <input checked="" type="checkbox"/> and complete lines 27 through 31.				
	27	Capital stock, trust principal, or current funds	762,275.	738,802.	
	28	Paid-in or capital surplus, or land, bldg, and equipment fund			
29	Retained earnings, accumulated income, endowment, or other funds				
30	Total net assets or fund balances (see instructions)	762,275.	738,802.		
31	Total liabilities and net assets/fund balances (see instructions)	762,275.	738,802.		

Part III Analysis of Changes in Net Assets or Fund Balances

1	Total net assets or fund balances at beginning of year - Part II, column (a), line 30 (must agree with end-of-year figure reported on prior year's return)	1	762,275.
2	Enter amount from Part I, line 27a	2	-23,465.
3	Other increases not included in line 2 (itemize) ▶	3	
4	Add lines 1, 2, and 3	4	738,810.
5	Decreases not included in line 2 (itemize) ▶ COST BASIS ADJUSTMENT	5	8.
6	Total net assets or fund balances at end of year (line 4 minus line 5) - Part II, column (b), line 30	6	738,802.

Part IV Capital Gains and Losses for Tax on Investment Income

(a) List and describe the kind(s) of property sold (e.g., real estate, 2-story brick warehouse; or common stock, 200 shs. MLC Co.)				(b) How acquired P - Purchase D - Donation	(c) Date acquired (mo., day, yr.)	(d) Date sold (mo., day, yr.)
1a PUBLICLY TRADED SECURITIES						
b						
c						
d						
e						
(e) Gross sales price	(f) Depreciation allowed (or allowable)	(g) Cost or other basis plus expense of sale	(h) Gain or (loss) (e) plus (f) minus (g)			
a 255,931.		251,532.	4,399.			
b						
c						
d						
e						
Complete only for assets showing gain in column (h) and owned by the foundation on 12/31/69						
(i) F.M.V. as of 12/31/69	(j) Adjusted basis as of 12/31/69	(k) Excess of col. (i) over col. (j), if any	(l) Gains (Col. (h) gain minus col. (k), but not less than -0-) or Losses (from col. (h))			
a			4,399.			
b						
c						
d						
e						
2 Capital gain net income or (net capital loss)				2	4,399.	
{ If gain, also enter in Part I, line 7 If (loss), enter -0- in Part I, line 7 }						
3 Net short-term capital gain or (loss) as defined in sections 1222(5) and (6):				3		
If gain, also enter in Part I, line 8, column (c) (see instructions). If (loss), enter -0- in Part I, line 8						

Part V Qualification Under Section 4940(e) for Reduced Tax on Net Investment Income

(For optional use by domestic private foundations subject to the section 4940(a) tax on net investment income.)

If section 4940(d)(2) applies, leave this part blank.

Was the foundation liable for the section 4942 tax on the distributable amount of any year in the base period? Yes No
 If "Yes," the foundation does not qualify under section 4940(e). Do not complete this part.

1 Enter the appropriate amount in each column for each year; see the instructions before making any entries.

(a) Base period years Calendar year (or tax year beginning in)	(b) Adjusted qualifying distributions	(c) Net value of noncharitable-use assets	(d) Distribution ratio (col (b) divided by col (c))
2014	34,008.	867,108.	0.039220
2013	33,087.	815,684.	0.040564
2012			
2011			
2010			

2 Total of line 1, column (d)	2	0.079784
3 Average distribution ratio for the 5-year base period - divide the total on line 2 by 5, or by the number of years the foundation has been in existence if less than 5 years	3	0.039892
4 Enter the net value of noncharitable-use assets for 2015 from Part X, line 5	4	841,006.
5 Multiply line 4 by line 3	5	33,549.
6 Enter 1% of net investment income (1% of Part I, line 27b)	6	158.
7 Add lines 5 and 6	7	33,707.
8 Enter qualifying distributions from Part XII, line 4 If line 8 is equal to or greater than line 7, check the box in Part VI, line 1b, and complete that part using a 1% tax rate. See the Part VI instructions.	8	37,296.

Part VI Excise Tax Based on Investment Income (Section 4940(a), 4940(b), 4940(e), or 4948 - see instructions)

Table with 11 rows and 2 columns. Row 1: 158. Row 2: 2. Row 3: 158. Row 4: NONE. Row 5: 158. Row 6: 6a: 1,400. Row 7: 1,400. Row 8: 8. Row 9: 9. Row 10: 1,242. Row 11: 160. Refunded 1,082.

Part VII-A Statements Regarding Activities

Table with 10 rows and 3 columns (Yes, No, and a third column). Row 1a: No (X). Row 1b: No (X). Row 1c: No (X). Row 2: No (X). Row 3: No (X). Row 4a: No (X). Row 4b: No. Row 5: No (X). Row 6: Yes (X). Row 7: Yes (X). Row 8a: IN. Row 8b: Yes (X). Row 9: No (X). Row 10: No (X).

Part VII-A Statements Regarding Activities (continued)

Table with 3 columns: Question, Yes, No. Rows 11-16. Row 11: At any time during the year, did the foundation, directly or indirectly, own a controlled entity within the meaning of section 512(b)(13)? If "Yes," attach schedule (see instructions). Row 12: Did the foundation make a distribution to a donor advised fund over which the foundation or a disqualified person had advisory privileges? Row 13: Did the foundation comply with the public inspection requirements for its annual returns and exemption application? Website address: N/A. Row 14: The books are in care of: JP MORGAN CHASE BANK, N.A. Telephone no.: (866) 888-5157. Located at: 10 S DEARBORN ST; MC; IL 1-0117, CHICAGO, IL ZIP+4: 60603. Row 15: Section 4947(a)(1) nonexempt charitable trusts filing Form 990-PF in lieu of Form 1041 - Check here. Row 16: At any time during calendar year 2015, did the foundation have an interest in or a signature or other authority over a bank, securities, or other financial account in a foreign country? See the instructions for exceptions and filing requirements for FinCEN Form 114. If "Yes," enter the name of the foreign country.

Part VII-B Statements Regarding Activities for Which Form 4720 May Be Required

File Form 4720 if any item is checked in the "Yes" column, unless an exception applies.

Table with 3 columns: Question, Yes, No. Rows 1a-4b. Row 1a: During the year did the foundation (either directly or indirectly): (1) Engage in the sale or exchange, or leasing of property with a disqualified person? (2) Borrow money from, lend money to, or otherwise extend credit to (or accept it from) a disqualified person? (3) Furnish goods, services, or facilities to (or accept them from) a disqualified person? (4) Pay compensation to, or pay or reimburse the expenses of, a disqualified person? (5) Transfer any income or assets to a disqualified person (or make any of either available for the benefit or use of a disqualified person)? (6) Agree to pay money or property to a government official? (Exception. Check "No" if the foundation agreed to make a grant to or to employ the official for a period after termination of government service, if terminating within 90 days.) Row b: If any answer is "Yes" to 1a(1)-(6), did any of the acts fail to qualify under the exceptions described in Regulations section 53.4941(d)-3 or in a current notice regarding disaster assistance (see instructions)? Organizations relying on a current notice regarding disaster assistance check here. Row c: Did the foundation engage in a prior year in any of the acts described in 1a, other than excepted acts, that were not corrected before the first day of the tax year beginning in 2015? Row 2: Taxes on failure to distribute income (section 4942) (does not apply for years the foundation was a private operating foundation defined in section 4942(j)(3) or 4942(j)(5)) a At the end of tax year 2015, did the foundation have any undistributed income (lines 6d and 6e, Part XIII) for tax year(s) beginning before 2015? If "Yes," list the years. b Are there any years listed in 2a for which the foundation is not applying the provisions of section 4942(a)(2) (relating to incorrect valuation of assets) to the year's undistributed income? (If applying section 4942(a)(2) to all years listed, answer "No" and attach statement - see instructions.) c If the provisions of section 4942(a)(2) are being applied to any of the years listed in 2a, list the years here. Row 3a: Did the foundation hold more than a 2% direct or indirect interest in any business enterprise at any time during the year? Row b: If "Yes," did it have excess business holdings in 2015 as a result of (1) any purchase by the foundation or disqualified persons after May 26, 1969; (2) the lapse of the 5-year period (or longer period approved by the Commissioner under section 4943(c)(7)) to dispose of holdings acquired by gift or bequest; or (3) the lapse of the 10-, 15-, or 20-year first phase holding period? (Use Schedule C, Form 4720, to determine if the foundation had excess business holdings in 2015.) Row 4a: Did the foundation invest during the year any amount in a manner that would jeopardize its charitable purposes? Row b: Did the foundation make any investment in a prior year (but after December 31, 1969) that could jeopardize its charitable purpose that had not been removed from jeopardy before the first day of the tax year beginning in 2015?

Part VII-B Statements Regarding Activities for Which Form 4720 May Be Required (continued)

5a During the year did the foundation pay or incur any amount to:

(1) Carry on propaganda, or otherwise attempt to influence legislation (section 4945(e))? Yes No

(2) Influence the outcome of any specific public election (see section 4955); or to carry on, directly or indirectly, any voter registration drive? Yes No

(3) Provide a grant to an individual for travel, study, or other similar purposes? Yes No

(4) Provide a grant to an organization other than a charitable, etc., organization described in section 4945(d)(4)(A)? (see instructions). Yes No

(5) Provide for any purpose other than religious, charitable, scientific, literary, or educational purposes, or for the prevention of cruelty to children or animals? Yes No

b If any answer is "Yes" to 5a(1)-(5), did any of the transactions fail to qualify under the exceptions described in Regulations section 53.4945 or in a current notice regarding disaster assistance (see instructions)? Yes No

Organizations relying on a current notice regarding disaster assistance check here

c If the answer is "Yes" to question 5a(4), does the foundation claim exemption from the tax because it maintained expenditure responsibility for the grant? Yes No

If "Yes," attach the statement required by Regulations section 53.4945-5(d).

6a Did the foundation, during the year, receive any funds, directly or indirectly, to pay premiums on a personal benefit contract? Yes No

b Did the foundation, during the year, pay premiums, directly or indirectly, on a personal benefit contract? Yes No

If "Yes" to 6b, file Form 8870

7a At any time during the tax year, was the foundation a party to a prohibited tax shelter transaction? Yes No

b If "Yes," did the foundation receive any proceeds or have any net income attributable to the transaction? Yes No

Part VIII Information About Officers, Directors, Trustees, Foundation Managers, Highly Paid Employees, and Contractors

1 List all officers, directors, trustees, foundation managers and their compensation (see instructions).

(a) Name and address	(b) Title, and average hours per week devoted to position	(c) Compensation (If not paid, enter -0-)	(d) Contributions to employee benefit plans and deferred compensation	(e) Expense account, other allowances
JP MORGAN CHASE BANK, N.A. 10 S DEARBORN ST; MC; IL 1-0117, CHICAGO, IL 60603	TRUSTEE 2	9,311.	-0-	-0-

2 Compensation of five highest-paid employees (other than those included on line 1 - see instructions). If none, enter "NONE."

(a) Name and address of each employee paid more than \$50,000	(b) Title, and average hours per week devoted to position	(c) Compensation	(d) Contributions to employee benefit plans and deferred compensation	(e) Expense account, other allowances
NONE		NONE	NONE	NONE

Total number of other employees paid over \$50,000 **NONE**

Part VIII Information About Officers, Directors, Trustees, Foundation Managers, Highly Paid Employees, and Contractors (continued)

3 Five highest-paid independent contractors for professional services (see instructions). If none, enter "NONE."

(a) Name and address of each person paid more than \$50,000	(b) Type of service	(c) Compensation
NONE		NONE
Total number of others receiving over \$50,000 for professional services		NONE

Part IX-A Summary of Direct Charitable Activities

List the foundation's four largest direct charitable activities during the tax year. Include relevant statistical information such as the number of organizations and other beneficiaries served, conferences convened, research papers produced, etc.	Expenses
1 NONE	
2	
3	
4	

Part IX-B Summary of Program-Related Investments (see instructions)

Describe the two largest program-related investments made by the foundation during the tax year on lines 1 and 2.	Amount
1 NONE	
2	
All other program-related investments. See instructions. 3 NONE	
Total. Add lines 1 through 3	

Part X Minimum Investment Return (All domestic foundations must complete this part. Foreign foundations, see instructions.)

1	Fair market value of assets not used (or held for use) directly in carrying out charitable, etc., purposes:		
a	Average monthly fair market value of securities	1a	816,631.
b	Average of monthly cash balances	1b	37,182.
c	Fair market value of all other assets (see instructions).	1c	NONE
d	Total (add lines 1a, b, and c)	1d	853,813.
e	Reduction claimed for blockage or other factors reported on lines 1a and 1c (attach detailed explanation)	1e	
2	Acquisition indebtedness applicable to line 1 assets	2	NONE
3	Subtract line 2 from line 1d	3	853,813.
4	Cash deemed held for charitable activities. Enter 1 1/2% of line 3 (for greater amount, see instructions).	4	12,807.
5	Net value of noncharitable-use assets. Subtract line 4 from line 3. Enter here and on Part V, line 4	5	841,006.
6	Minimum investment return. Enter 5% of line 5	6	42,050.

Part XI Distributable Amount (see instructions) (Section 4942(j)(3) and (j)(5) private operating foundations and certain foreign organizations check here and do not complete this part.)

1	Minimum investment return from Part X, line 6	1	42,050.
2a	Tax on investment income for 2015 from Part VI, line 5	2a	158.
b	Income tax for 2015. (This does not include the tax from Part VI.)	2b	
c	Add lines 2a and 2b	2c	158.
3	Distributable amount before adjustments. Subtract line 2c from line 1	3	41,892.
4	Recoveries of amounts treated as qualifying distributions	4	NONE
5	Add lines 3 and 4	5	41,892.
6	Deduction from distributable amount (see instructions).	6	NONE
7	Distributable amount as adjusted. Subtract line 6 from line 5. Enter here and on Part XIII, line 1	7	41,892.

Part XII Qualifying Distributions (see instructions)

1	Amounts paid (including administrative expenses) to accomplish charitable, etc., purposes:		
a	Expenses, contributions, gifts, etc. - total from Part I, column (d), line 26	1a	37,296.
b	Program-related investments - total from Part IX-B	1b	
2	Amounts paid to acquire assets used (or held for use) directly in carrying out charitable, etc., purposes	2	NONE
3	Amounts set aside for specific charitable projects that satisfy the:		
a	Suitability test (prior IRS approval required)	3a	NONE
b	Cash distribution test (attach the required schedule)	3b	NONE
4	Qualifying distributions. Add lines 1a through 3b. Enter here and on Part V, line 8, and Part XIII, line 4	4	37,296.
5	Foundations that qualify under section 4940(e) for the reduced rate of tax on net investment income. Enter 1% of Part I, line 27b (see instructions)	5	158.
6	Adjusted qualifying distributions. Subtract line 5 from line 4	6	37,138.

Note. The amount on line 6 will be used in Part V, column (b), in subsequent years when calculating whether the foundation qualifies for the section 4940(e) reduction of tax in those years.

Part XIII Undistributed Income (see instructions)

	(a) Corpus	(b) Years prior to 2014	(c) 2014	(d) 2015
1 Distributable amount for 2015 from Part XI, line 7				41,892.
2 Undistributed income, if any, as of the end of 2015				
a Enter amount for 2014 only,			14,977.	
b Total for prior years 20 <u>13</u> , 20____, 20____		NONE		
3 Excess distributions carryover, if any, to 2015				
a From 2010	NONE			
b From 2011	NONE			
c From 2012	NONE			
d From 2013	NONE			
e From 2014	NONE			
f Total of lines 3a through e	NONE			
4 Qualifying distributions for 2015 from Part XII, line 4 ▶ \$ <u>37,296.</u>				
a Applied to 2014, but not more than line 2a			14,977.	
b Applied to undistributed income of prior years (Election required - see instructions)		NONE		
c Treated as distributions out of corpus (Election required - see instructions)	NONE			
d Applied to 2015 distributable amount				22,319.
e Remaining amount distributed out of corpus.	NONE			
5 Excess distributions carryover applied to 2015 . (If an amount appears in column (d), the same amount must be shown in column (a))	NONE			NONE
6 Enter the net total of each column as indicated below:				
a Corpus. Add lines 3f, 4c, and 4e. Subtract line 5	NONE			
b Prior years' undistributed income. Subtract line 4b from line 2b.		NONE		
c Enter the amount of prior years' undistributed income for which a notice of deficiency has been issued, or on which the section 4942(a) tax has been previously assessed		NONE		
d Subtract line 6c from line 6b. Taxable amount - see instructions		NONE		
e Undistributed income for 2014. Subtract line 4a from line 2a. Taxable amount - see instructions				
f Undistributed income for 2015. Subtract lines 4d and 5 from line 1. This amount must be distributed in 2016.				19,573.
7 Amounts treated as distributions out of corpus to satisfy requirements imposed by section 170(b)(1)(F) or 4942(g)(3) (Election may be required - see instructions)	NONE			
8 Excess distributions carryover from 2010 not applied on line 5 or line 7 (see instructions)	NONE			
9 Excess distributions carryover to 2016. Subtract lines 7 and 8 from line 6a	NONE			
10 Analysis of line 9:				
a Excess from 2011	NONE			
b Excess from 2012	NONE			
c Excess from 2013	NONE			
d Excess from 2014	NONE			
e Excess from 2015	NONE			

Part XIV Private Operating Foundations (see instructions and Part VII-A, question 9) NOT APPLICABLE

1a If the foundation has received a ruling or determination letter that it is a private operating foundation, and the ruling is effective for 2015, enter the date of the ruling

b Check box to indicate whether the foundation is a private operating foundation described in section 4942(j)(3) or 4942(j)(5)

Table with columns: Tax year (a) 2015, Prior 3 years (b) 2014, (c) 2013, (d) 2012, (e) Total. Rows include: 2a Enter the lesser of the adjusted net income from Part I or the minimum investment return from Part X for each year listed; b 85% of line 2a; c Qualifying distributions from Part XII, line 4 for each year listed; d Amounts included in line 2c not used directly for active conduct of exempt activities; e Qualifying distributions made directly for active conduct of exempt activities Subtract line 2d from line 2c; 3 Complete 3a, b, or c for the alternative test relied upon; a "Assets" alternative test - enter (1) Value of all assets, (2) Value of assets qualifying under section 4942(j)(3)(B)(i); b "Endowment" alternative test - enter 2/3 of minimum investment return shown in Part X, line 6 for each year listed; c "Support" alternative test - enter (1) Total support other than gross investment income (interest, dividends, rents, payments on securities loans (section 512(a)(5)), or royalties), (2) Support from general public and 5 or more exempt organizations as provided in section 4942(j)(3)(B)(iii), (3) Largest amount of support from an exempt organization, (4) Gross investment income.

Part XV Supplementary Information (Complete this part only if the foundation had \$5,000 or more in assets at any time during the year - see instructions.)

1 Information Regarding Foundation Managers:

a List any managers of the foundation who have contributed more than 2% of the total contributions received by the foundation before the close of any tax year (but only if they have contributed more than \$5,000). (See section 507(d)(2).)

N/A

b List any managers of the foundation who own 10% or more of the stock of a corporation (or an equally large portion of the ownership of a partnership or other entity) of which the foundation has a 10% or greater interest.

N/A

2 Information Regarding Contribution, Grant, Gift, Loan, Scholarship, etc., Programs:

Check here [X] if the foundation only makes contributions to preselected charitable organizations and does not accept unsolicited requests for funds. If the foundation makes gifts, grants, etc. (see instructions) to individuals or organizations under other conditions, complete items 2a, b, c, and d.

a The name, address, and telephone number or e-mail address of the person to whom applications should be addressed:

b The form in which applications should be submitted and information and materials they should include:

c Any submission deadlines:

d Any restrictions or limitations on awards, such as by geographical areas, charitable fields, kinds of institutions, or other factors:

Part XV Supplementary Information *(continued)*

3 Grants and Contributions Paid During the Year or Approved for Future Payment

Recipient Name and address (home or business)	If recipient is an individual, show any relationship to any foundation manager or substantial contributor	Foundation status of recipient	Purpose of grant or contribution	Amount
<p>a Paid during the year</p> <p>BLUFFTON COLLEGE 1 UNIVERSITY DR, BLUFFTON OH 45817</p>	NONE	PC	GENERAL	33,572.
Total ▶ 3a				33,572.
b Approved for future payment				
Total ▶ 3b				

Part XVI-A Analysis of Income-Producing Activities

Enter gross amounts unless otherwise indicated.

Table with 5 columns: (a) Business code, (b) Amount, (c) Exclusion code, (d) Amount, (e) Related or exempt function income. Rows include: 1 Program service revenue (a-f), 2 Membership dues and assessments, 3 Interest on savings and temporary cash investments, 4 Dividends and interest from securities, 5 Net rental income or (loss) from real estate (a-b), 6 Net rental income or (loss) from personal property, 7 Other investment income, 8 Gain or (loss) from sales of assets other than inventory, 9 Net income or (loss) from special events, 10 Gross profit or (loss) from sales of inventory, 11 Other revenue (a-e), 12 Subtotal, 13 Total.

Part XVI-B Relationship of Activities to the Accomplishment of Exempt Purposes

Table with 2 columns: Line No., Explain below how each activity for which income is reported in column (e) of Part XVI-A contributed importantly to the accomplishment of the foundation's exempt purposes (other than by providing funds for such purposes). (See instructions.)

NOT APPLICABLE

FORM 990PF, PART I - OTHER INCOME

=====

DESCRIPTION -----	REVENUE AND EXPENSES PER BOOKS -----
DEFERRED INCOME	-343.
TOTALS	----- -343. =====

FORM 990PF, PART I - TAXES
=====

DESCRIPTION -----	REVENUE AND EXPENSES PER BOOKS -----	NET INVESTMENT INCOME -----
FEDERAL TAX PAYMENT - PRIOR YE	184.	
FEDERAL ESTIMATES - INCOME	1,400.	
FOREIGN TAXES ON QUALIFIED FOR	273.	273.
FOREIGN TAXES ON NONQUALIFIED	37.	37.
TOTALS	1,894.	310.
	=====	=====

JPMorgan Chase Bank, N.A.
270 Park Avenue, New York, NY 10017-2014



H W EBY 4% ITR ACCT. R60678001
For the Period 1/1/15 to 12/31/15



005407388803101743575
006407306800100002575

Fiduciary Account

J.P. Morgan Team

Jeffrey Griffin	T & E Officer	214/965-2904
Carol Romanoski	T & E Administrator	214/965-2216
Jeffrey Griffin	Client Service Team	866/836-9909
Carol Romanoski	Client Service Team	

Online access www.jpmonline.com

Client News

Please review the information about potential conflicts of interest at the end of your statement.

Table of Contents	Page
Account Summary	2
Holdings	
Equity	5
Alternative Assets	9
Cash & Fixed Income	10
Portfolio Activity	12

Please see disclosures located at the end of this statement package for important information relating to each J.P. Morgan account(s).

J.P. Morgan

0000006311 15 0 15 00008 SCHMHC 20160105

Page 1 of 32



H W EBY 4% ITR ACCT. R60678001
For the Period 1/1/15 to 12/31/15

Account Summary

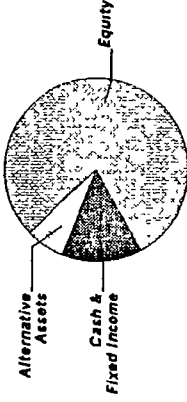
PRINCIPAL

Asset Allocation	Beginning Market Value	Ending Market Value	Change In Value	Estimated Annual Income	Current Allocation
Equity	681,496.85	630,924.17	(50,572.68)	12,596.66	79%
Alternative Assets	109,411.15	54,799.49	(54,611.66)	906.83	7%
Cash & Fixed Income	68,314.26	113,706.31	45,392.05	2,384.07	14%
Market Value	\$859,222.26	\$799,429.97	(\$59,792.29)	\$15,887.56	100%

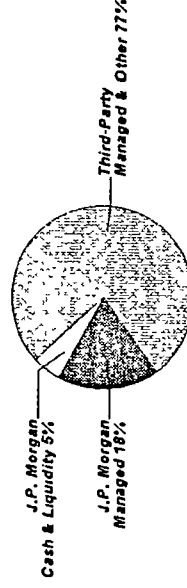
INCOME

Cash Position	Beginning Market Value	Ending Market Value	Change In Value
Cash Balance	8,156.39	7,444.31	(712.08)
Accruals	929.50	1,349.63	420.13
Market Value	\$9,085.89	\$8,793.94	(\$291.95)

Asset Allocation



Manager Allocation *



* J.P. Morgan Managed includes mutual funds, other registered funds and hedge funds managed by J.P. Morgan and structured products issued by J.P. Morgan. **Third-Party Managed & Other** includes mutual funds, exchange traded funds, hedge funds, and separately managed accounts managed by parties other than J.P. Morgan, separately managed accounts managed by J.P. Morgan where a party other than J.P. Morgan is the appointed investment advisor, structured products and exchange traded notes issued by parties other than J.P. Morgan; investment conduits investing in non-J.P. Morgan managed hedge funds, where J.P. Morgan is solely administrator to the conduit; and other investments not managed or issued by J.P. Morgan. **J.P. Morgan Cash & Liquidity Funds** includes cash, J.P. Morgan deposit sweeps and J.P. Morgan money market mutual funds. See important information about investment principles and conflicts in the disclosures section



H W E B Y 4 % I T R A C C T . R 6 0 6 7 8 0 0 1
For the Period 1/1/15 to 12/31/15



005407388803101743576
006407306800100002576

Account Summary CONTINUED

	PRINCIPAL	
	Current Period Value	Year-to-Date Value
Portfolio Activity		
Beginning Market Value	859,222.26	859,222.26
Additions	10,444.81	10,444.81
Withdrawals & Fees	(37,632.18)	(37,632.18)
Net Additions/Withdrawals	(\$27,187.37)	(\$27,187.37)
Income		
Change in Investment Value	(32,604.92)	(32,604.92)
Ending Market Value	\$799,429.97	\$799,429.97
Accruals	--	--
Market Value with Accruals	--	--

	INCOME	
	Current Period Value	Year-to-Date Value
	8,156.39	8,156.39
	4,059.94	4,059.94
	(21,339.67)	(21,339.67)
	(\$17,279.73)	(\$17,279.73)
	16,567.65	16,567.65
	\$7,444.31	\$7,444.31
	1,349.63	1,349.63
	\$8,793.94	\$8,793.94

	Current Period Value	Year-to-Date Value
Tax Summary		
Domestic Dividends/Distributions	16,557.14	16,557.14
Interest Income	10.51	10.51
Taxable Income	\$16,567.65	\$16,567.65

	Current Period Value	Year-to-Date Value
LT Capital Gain Distributions	13,583.49	13,583.49
ST Realized Gain/Loss	(13,100.65)	(13,100.65)
LT Realized Gain/Loss	3,953.38	3,953.38
Realized Gain/Loss	\$4,436.22	\$4,436.22

	To-Date Value
Unrealized Gain/Loss	\$68,071.64

J.P.Morgan



H W E B Y 4% I T R A C C T. R 6 0 6 7 8 0 0 1
For the Period 1/1/15 to 12/31/15

Account Summary CONTINUED

Cost Summary	Cost
Equity	559,457.45
Cash & Fixed Income	115,412.74
Total	\$674,870.19



H W E B Y 4 % I T R A C C T . R 6 0 6 7 8 0 0 1
For the Period 1/1/15 to 12/31/15

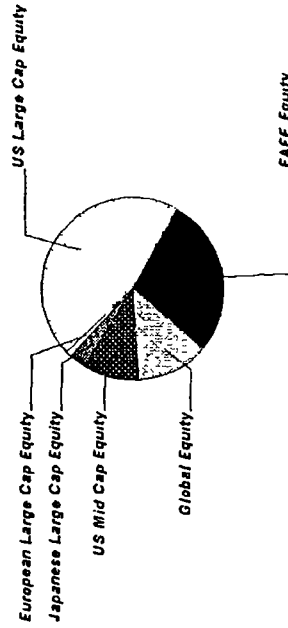


005407388803101743577
006407306800100002577

Equity Summary

Asset Categories	Beginning Market Value	Ending Market Value	Change In Value	Current Allocation
US Large Cap Equity	279,116.99	286,087.31	6,970.32	36%
US Mid Cap Equity	73,063.18	67,365.04	(5,698.14)	8%
EAFE Equity	192,244.39	172,692.14	(19,552.25)	22%
European Large Cap Equity	0.00	7,881.04	7,881.04	1%
Japanese Large Cap Equity	9,576.95	14,751.97	5,175.02	2%
Asia ex-Japan Equity	41,604.04	0.00	(41,604.04)	
Emerging Market Equity	7,728.42	0.00	(7,728.42)	
Global Equity	78,162.88	82,146.67	3,983.79	10%
Total Value	\$681,496.85	\$630,924.17	(\$50,572.68)	79%

Asset Categories



Market Value/Cost	Current Period Value
Market Value	630,924.17
Tax Cost	559,457.45
Unrealized Gain/Loss	71,466.72
Estimated Annual Income	12,596.66
Accrued Dividends	1,349.63
Yield	1.99 %

J.P.Morgan



H W E B Y 4% ITR ACCT. R60678001
For the Period 1/1/15 to 12/31/15

Equity Detail

	Price	Quantity	Value	Adjusted Tax Cost Original Cost	Unrealized Gain/Loss	Est Annual Inc Accrued Div.	Yield
US Large Cap Equity							
FMI LARGE CAP FD 302933-20-5 FMIH X	18.61	956.037	17,791.85	10,812.78	6,979.07	198.85	1.12%
HARTFORD CAPITAL APPREC-I 416649-30-9 ITHI X	34.37	950.746	32,677.14	32,853.70	(176.56)	221.52	0.68%
JPM US LARGE CAP CORE PLUS FD - SEL FUND 1002 4812A2-38-9 JLPS X	26.81	981.738	26,320.40	20,623.13	5,697.27	60.86	0.23%
NEUBERGER BER MU/C OPP-INS 64122Q-30-9 NMUL X	15.04	1,675.752	25,203.31	18,256.61	6,946.70	227.90	0.90%
SPDR S&P 500 ETF TRUST 78462F-10-3 SPY	203.87	903.000	184,094.61	148,687.72	35,406.89	3,798.01 1,094.03	2.06%
Total US Large Cap Equity			\$286,087.31	\$231,233.94	\$54,853.37	\$4,507.14 \$1,094.03	1.57%
US Mid Cap Equity							
ISHARES CORE S&P MIDCAP ETF 464287-50-7 IJH	139.32	372.000	51,827.04	45,754.16	6,072.88	809.10	1.56%
JPM MKT EXP ENH INDEX FD - SEL FUND 3708 4812C1-63-7 PGMI X	10.19	1,524.828	15,538.00	10,338.34	5,199.66	186.02	1.20%
Total US Mid Cap Equity			\$67,365.04	\$56,092.50	\$11,272.54	\$995.12	1.48%

J.P.Morgan



H W EBY 4% ITR ACCT. R60678001
For the Period 1/1/15 to 12/31/15



005407388803101743578
006407306800100002578

	Price	Quantity	Value	Adjusted Tax Cost Original Cost	Unrealized Gain/Loss	Est. Annual Inc Accrued Div.	Yield
EAFE Equity							
DODGE & COX INTL STOCK FD 256206-10-3 DODF X	36.48	1,057,088	38,562.57	37,613.53	949.04	887.95	2.30%
ISHA CURR HEDGED MSCI EAFE 46434V-80-3 HEFA	25.40	1,272,000	32,308.80	32,819.61	(510.81)	842.06 255.60	2.61%
ISHARES MSCI EAFE INDEX FUND 464287-46-5 EFA	58.72	677,000	39,753.44	43,080.28	(3,326.84)	1,096.74	2.76%
MFS INTL VALUE-I 55273E-82-2 MINI X	35.72	1,013,966	36,218.87	26,976.00	9,242.87	540.44	1.49%
OAKMARK INTERNATIONAL-I 413838-20-2 OAKI X	21.36	1,210,134	25,848.46	30,235.67	(4,387.21)	600.22	2.32%
Total EAFE Equity			\$172,692.14	\$170,725.09	\$1,967.05	\$3,967.41 \$255.60	2.30%
European Large Cap Equity							
VANGUARD FTSE EUROPE ETF 922042-87-4 VGK	49.88	158,000	7,881.04	8,682.92	(801.88)	256.27	3.25%
Japanese Large Cap Equity							
BROWN ADV JAPAN ALPHA OPP-IS 115233-57-9 BAFJ X	10.88	1,355,880	14,751.97	14,821.00	(69.03)	1,286.73	8.72%

J.P.Morgan



H WEBY 4% ITR ACCT. R60678001
For the Period 1/1/15 to 12/31/15

	Price	Quantity	Value	Adjusted Tax Cost Original Cost	Unrealized Gain/Loss	Est. Annual Inc. Accrued Div.	Yield
Global Equity							
JPM GLBL RES ENH INDEX FD - SEL FUND 3457 46637K-51-3 JEIT X	17.84	4,604 634	82,146 67	77,902.00	4,244 67	1,583.99	1.93%



HW EBY 4% ITR ACCT. R60678001
For the Period 1/1/15 to 12/31/15



005407388803101743579
006407306800100002579

Alternative Assets Summary

Asset Categories	Beginning Estimated Value	Ending Estimated Value	Change In Value	Current Allocation
Hedge Funds	86,278.14	54,799.49	(31,478.65)	7%
Hard Assets	23,133.01	0.00	(23,133.01)	
Total Value	\$109,411.15	\$54,799.49	(\$54,611.66)	7%

Alternative Assets Detail

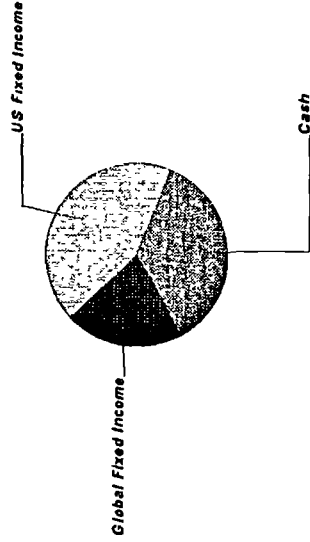
Hedge Funds	Price	Quantity	Estimated Value	Cost
EQUINOX CAMPBELL STRATEGY-I 29446A-81-9 EBSI X	11.00	1,241.818	13,660.00	12,977.00
GATEWAY FD-Y 367829-88-4 GTEY X	29.71	290.647	8,635.12	8,048.02
GOTHAM ABSOLUTE RETURN-INS 360873-13-7 GARI X	12.31	1,339.892	16,494.07	17,365.00
PIMCO UNCONSTRAINED BOND-P 72201M-45-3 PUCP X	10.31	1,552.890	16,010.30	18,098.12
Total Hedge Funds			\$54,799.49	\$56,488.14

J.P.Morgan

Cash & Fixed Income Summary

Asset Categories	Beginning Market Value	Ending Market Value	Change In Value	Current Allocation
Cash	26,606.93	39,656.74	13,049.81	5%
US Fixed Income	41,707.33	51,198.08	9,490.75	6%
Global Fixed Income	0.00	22,851.49	22,851.49	3%
Total Value	\$68,314.26	\$113,706.31	\$45,392.05	14%

Market Value/Cost	Current Period Value
Market Value	113,706.31
Tax Cost	115,412.74
Unrealized Gain/Loss	(1,706.43)
Estimated Annual Income	2,384.07
Yield	2.09%



Cash & Fixed Income as a percentage of your portfolio - 14 %

SUMMARY BY MATURITY

Cash & Fixed Income	Market Value	% of Bond Portfolio
0-6 months ¹	113,706.31	100%

¹ The years indicate the number of years until the bond is scheduled to mature based on the statement end date. Some bonds may be called, or paid in full, before their stated maturity.

SUMMARY BY TYPE

Cash & Fixed Income	Market Value	% of Bond Portfolio
Cash	39,656.74	34%
Mutual Funds	74,049.57	66%
Total Value	\$113,706.31	100%



H W EBY 4% ITR ACCT. R60678001
For the Period 1/1/15 to 12/31/15

Note: ¹ This is the Annual Percentage Yield (APY) which is the rate earned if balances remain on deposit for a full year with compounding, there is no change in the interest rate and all interest is left in the account

Cash & Fixed Income Detail

	Price	Quantity	Value	Adjusted Tax Cost Original Cost	Unrealized Gain/Loss	Est. Annual Income Accrued Interest	Yield
Cash							
US DOLLAR PRINCIPAL	1.00	39,656.74	39,656.74	39,656.74		11.89	0.03% ¹
US Fixed Income							
JPM CORE BD FD - SEL FUND 3720 4812C0-38-1	11.54	2,274.94	26,252.76	26,503.00	(250.24)	614.23	2.34%
DOUBLELINE TOTL RET BND-I 258620-10-3	10.78	2,314.04	24,945.32	25,338.00	(392.68)	1,036.68	4.16%
Total US Fixed Income			\$51,198.08	\$51,841.00	(\$642.92)	\$1,650.91	3.23%
Global Fixed Income							
JOHN HANCOCK II-STR INC-I 47804A-13-0	10.36	2,205.74	22,851.49	23,915.00	(1,063.51)	721.27	3.16%

J.P.Morgan



H WE BY 4% ITR ACCT. R60678001
For the Period 1/1/15 to 12/31/15

Portfolio Activity Summary

	PRINCIPAL		INCOME	
Transactions	Current Period Value	Year-To-Date Value*	Current Period Value	Year-To-Date Value*
Beginning Cash Balance	26,606.93	--	8,156.39	--
INFLOWS				
Income			16,567.65	16,567.65
Contributions			4,059.94	4,059.94
Total Inflows	\$0.00	\$0.00	\$20,627.59	\$20,627.59
OUTFLOWS **				
Withdrawals	(37,632.18)	(37,632.18)		
Fees & Commissions			(9,310.86)	(9,310.86)
Tax Payments			(1,584.00)	(1,584.00)
Miscellaneous Debits	10,444.81	10,444.81	(10,444.81)	(10,444.81)
Total Outflows	(\$27,187.37)	(\$27,187.37)	(\$21,339.67)	(\$21,339.67)
TRADE ACTIVITY				
Settled Sales/Maturities/Redemptions	255,968.03	255,968.03		
Settled Securities Purchased	(215,730.85)	(215,730.85)		
Total Trade Activity	\$40,237.18	\$40,237.18	\$0.00	\$0.00
Ending Cash Balance	\$39,656.74	--	\$7,444.31	--



H WE BY 4% ITR ACCT. R60678001
For the Period 1/1/15 to 12/31/15



005407388803101743581
006407306800100002581

Portfolio Activity Summary

Cost Adjustments	Current Period Value	Year-To-Date Value*
Cost Adjustments	(9.46)	(9.46)
Total Cost Adjustments	(\$9.46)	(\$9.46)

* Year to date information is calculated on a calendar year basis.
** Your account's standing instructions use a FIRST IN, FIRST OUT method for relieving assets from your position
Mutual Funds are maintained at Average Cost for gain/loss reporting and delivered on a First In First Out basis to determine holding period

Portfolio Activity Detail

INFLOWS & OUTFLOWS

Settle Date	Type	Selection Method	Description	Quantity Cost	Per Unit Amount	PRINCIPAL Amount -	INCOME Amount
1/2	Interest Income		DEPOSIT SWEEP INTEREST FOR 12/01/14 - 12/31/14 @ .03% RATE ON AVG COLLECTED BALANCE OF \$32,898.67 AS OF 01/01/15				0.87
1/2	Div Domestic		HARTFORD CAPITAL APPREC-1 12/30/14 INCOME DIVIDEND @ 0.254 PER SHARE AS OF 12/30/14 (ID. 416649-30-9)	950.746	0.254		241.05
1/5	Div Domestic		DOUBLELINE TOTAL RET BD-1 12/31/14 INCOME DIVIDEND @ 0.044 PER SHARE AS OF 12/31/14 (ID. 258620-10-3)	628.954	0.044		27.52

J.P.Morgan



H W EBY 4% ITR ACCT. R60678001
For the Period 1/1/15 to 12/31/15

INFLOWS & OUTFLOWS

Settle Date	Type	Selection Method	Description	Quantity Cost	Per Unit Amount	PRINCIPAL Amount	INCOME Amount
1/5	Div Domestic		PIMCO UNCONSTRAINED BOND-P 12/31/14 INCOME DIVIDEND @ 0.025 PER SHARE AS OF 12/31/14 (ID: 72201M-45-3)	2,080.277	0.025		51.49
1/16	Fees & Commissions		JPMORGAN CHASE TRUST FEE FOR THE PERIOD 12-17-2014 TO 01-16-2015 ON ADJUSTED MV \$832,615.33 INC \$784.15 PRORATED BASE FEE . \$125.00				(784.15)
1/20	Misc Debit		EQUITABLE ADJUSTMENT				(7,693.17)
1/20	Misc Debit		EQUITABLE ADJUSTMENT			7,693.17	
1/30	Div Domestic		SPDR S&P 500 ETF TRUST @ 1.13492 PER SHARE (ID: 78462F-10-3)	819.000	1.135		929.50
1/30	Div Domestic		JPM SHORT DURATION BD FD - SEL FUND 3133 @ 0.008 PER SHARE (ID 4812G1-33-0)	3,205.129	0.008		25.64
2/2	Interest Income		DEPOSIT SWEEP INTEREST FOR 01/01/15 - 01/31/15 @ .03% RATE ON AVG COLLECTED BALANCE OF \$35,140.62 AS OF 02/01/15				0.93
2/3	Div Domestic		DOUBLELINE TOTAL RET BD-1 01/30/15 INCOME DIVIDEND @ 0.036 PER SHARE AS OF 01/30/15 (ID: 258620-10-3)	628.954	0.036		22.80
2/3	Div Domestic		PIMCO UNCONSTRAINED BOND-P 01/30/15 INCOME DIVIDEND @ 0.013 PER SHARE AS OF 01/30/15 (ID: 72201M-45-3)	2,080.277	0.013		27.65
2/17	Fees & Commissions		JPMORGAN CHASE TRUST FEE FOR THE PERIOD 01-17-2015 TO 02-16-2015 ON ADJUSTED MV \$818,796.03 INC \$773.21 PRORATED BASE FEE . \$125.00				(773.21)
2/20	Misc Debit		EQUITABLE ADJUSTMENT				(293.31)
2/20	Misc Debit		EQUITABLE ADJUSTMENT			293.31	



H WE BY 4% ITR ACCT. R60678001
For the Period 1/1/15 to 12/31/15



005407388803101743582
006407306800100002582

INFLOWS & OUTFLOWS

Settle Date	Type Selection Method	Description	Quantity Cost	Per Unit Amount	PRINCIPAL Amount	INCOME Amount
2/26	Div Domestic	JPM SHORT DURATION BD FD - SEL FUND 3133 @ 0.007 PER SHARE (ID: 4812C1-33-0)	3,205 129	0 007		22.44
3/2	Interest Income	DEPOSIT SWEEP INTEREST FOR 02/01/15 - 02/28/15 @ .03% RATE ON AVG COLLECTED BALANCE OF \$39,134.64 AS OF 03/01/15				0.88
3/3	Div Domestic	DOUBLELINE TOTAL RET BD-I 02/27/15 INCOME DIVIDEND @ 0.033 PER SHARE AS OF 02/27/15 (ID: 258620-10-3)	628.954	0 033		20.58
3/3	Div Domestic	PIMCO UNCONSTRAINED BOND-P 02/27/15 INCOME DIVIDEND @ 0.008 PER SHARE AS OF 02/27/15 (ID: 72201M-45-3)	2,080 277	0 008		16 17
3/16	Fees & Commissions	JPMORGAN CHASE TRUST FEE FOR THE PERIOD 02-17-2015 TO 03-16-2015 ON ADJUSTED MV \$859,794.27 INC \$805 67 PRORATED BASE FEE \$125.00			(745.60)	(805 67)
3/18	Misc Receipt	LEDGER TRANSFER TO COVER FEES				745 60
3/18	Misc Debit	INTERNAL TRANSFER OF FUNDS LEDGER TRANSFER TO COVER FEES			(7,898.09)	
3/25	Misc Disbursement	PAYMENT TO BENEFICIARY PAID TO BLUFFTON COLLEGE TREASURERS CHECK NO: 3460407				
3/30	Div Domestic	JPM SHORT DURATION BD FD - SEL FUND 3133 @ 0.006 PER SHARE (ID: 4812C1-33-0)	3,205 129	0 006		19.23
3/30	Div Domestic	JPM MKT EXP ENH INDEX FD - SEL FUND 3708 @ 0.02837 PER SHARE (ID: 4812C1-63-7)	1,524.828	0 028		43 26
3/31	Div Domestic	ISHARES CORE S&P MID-CAP ETF @ 0.481275 PER SHARE (ID 464287-50-7)	372 000	0 481		179 03

J.P.Morgan



H W E B Y 4 % I T R A C C T . R 6 0 6 7 8 0 0 1
For the Period 1/1/15 to 12/31/15

INFLOWS & OUTFLOWS

Settle Date	Type Selection Method	Description	Quantity Cost	Per Unit Amount	PRINCIPAL Amount	INCOME Amount
4/1	Interest Income	DEPOSIT SWEEP INTEREST FOR 03/01/15 - 03/31/15 @ .03% RATE ON AVG COLLECTED BALANCE OF \$35,306.66 AS OF 04/01/15				0.86
4/1	Div Domestic	GATEWAY FUND-Y 03/31/15 INCOME DIVIDEND @ 0.121 PER SHARE AS OF 03/31/15 (ID: 367829-88-4)	579.776	0.121		70.15
4/2	Div Domestic	DOUBLELINE TOTAL RET BD-I 03/31/15 INCOME DIVIDEND @ 0.039 PER SHARE AS OF 03/31/15 (ID: 258620-10-3)	628.954	0.039		24.34
4/2	Div Domestic	PIMCO UNCONSTRAINED BOND-P 03/31/15 INCOME DIVIDEND @ 0.009 PER SHARE AS OF 03/31/15 (ID: 72201M-45-3)	2,080.277	0.009		18.57
4/16	Fees & Commissions	JPMORGAN CHASE TRUST FEE FOR THE PERIOD 03-17-2015 TO 04-16-2015 ON ADJUSTED MV \$849,990.35 INC \$797.91 PRORATED BASE FEE : \$125.00				(797.91)
4/17	Misc Receipt	TRANSFER FROM TRUST A/C TO TRUST A/C.				442.47
4/17	Misc Debit	INTERNAL TRANSFER OF FUNDS			(442.47)	
4/29	Div Domestic	JPM SHORT DURATION BD FD - SEL FUND 3133 @ 0.009 PER SHARE (ID: 4812C1-33-0)	3,205.129	0.009		28.85
4/30	Div Domestic	SPDR S&P 500 ETF TRUST @ 0.93081 PER SHARE (ID: 78462F-10-3)	903.000	0.931		840.52
5/1	Interest Income	DEPOSIT SWEEP INTEREST FOR 04/01/15 - 04/30/15 @ .03% RATE ON AVG COLLECTED BALANCE OF \$30,885.89 AS OF 05/01/15				0.89
5/4	Div Domestic	DOUBLELINE TOTAL RET BD-I 04/30/15 INCOME DIVIDEND @ 0.037 PER SHARE AS OF 04/30/15 (ID: 258620-10-3)	628.954	0.037		23.41



H WEBY 4% ITR ACCT. R60678001
For the Period 1/1/15 to 12/31/15



005407388803101743583
006407306800100002583

INFLOWS & OUTFLOWS

Settle Date	Type Selection Method	Description	Quantity Cost	Per Unit Amount	PRINCIPAL Amount	INCOME Amount
5/4	Div Domestic	PIMCO UNCONSTRAINED BOND-P 04/30/15 INCOME DIVIDEND @ 0.023 PER SHARE AS OF 04/30/15 (ID: 72201M-45-3)	2,080.277	0.021		43.77
5/7	Federal Excise Tax	INTERNAL TRANSFER OF FUNDS 2014 990PF TAX DUE EFTPS 35-6008461				(184.00)
5/13	EstFed Excise Tax	INTERNAL TRANSFER OF FUNDS 2015 99PF 1ST QTR EST EFTPS 35-6008461 AS OF 05/07/15				(1,400.00)
5/14	Misc Receipt	LEDGER TRANSFER TO COVER FEES				646.56
5/14	Misc Debit	INTERNAL TRANSFER OF FUNDS LEDGER TRANSFER TO COVER FEES			(646.56)	
5/18	Fees & Commissions	JPMORGAN CHASE TRUST FEE FOR THE PERIOD 04-17-2015 TO 05-16-2015 ON ADJUSTED MV \$862,493.87 INC \$807.81 PRORATED BASE FEE : \$125.00				(807.81)
5/19	Misc Receipt	LEDGER TRANSFER TO COVER FEES				807.81
5/19	Misc Debit	INTERNAL TRANSFER OF FUNDS LEDGER TRANSFER TO COVER FEES			(807.81)	
5/28	Div Domestic	JPM SHORT DURATION BD FD - SEL FUND 3133 @ 0.007 PER SHARE (ID: 4812C1-33-0)	3,205.129	0.007		22.44
6/1	Interest Income	DEPOSIT SWEEP INTEREST FOR 05/01/15 - 05/31/15 @ .03% RATE ON AVG COLLECTED BALANCE OF \$29,986.20 AS OF 06/01/15				0.75
6/2	Div Domestic	DOUBLELINE TOTAL RET BD-I 05/29/15 INCOME DIVIDEND @ 0.039 PER SHARE AS OF 05/29/15 (ID: 258620-10-3)	628.954	0.039		24.48
6/2	Div Domestic	PIMCO UNCONSTRAINED BOND-P 05/29/15 INCOME DIVIDEND @ 0.027 PER SHARE AS OF 05/29/15 (ID: 72201M-45-3)	2,080.277	0.027		55.92

J.P.Morgan



H W EBY 4% ITR ACCT. R60678001
For the Period 1/1/15 to 12/31/15

INFLOWS & OUTFLOWS

Settle Date	Type Selection Method	Description	Quantity Cost	Per Unit Amount	PRINCIPAL Amount	INCOME Amount
6/16	Fees & Commissions	JPMORGAN CHASE TRUST FEE FOR THE PERIOD 05-17-2015 TO 06-16-2015 ON ADJUSTED MV \$868,109.57 INC \$812.25 PRORATED BASE FEE : \$125.00				(812.25)
6/17	Misc Receipt	LEDGER TRANSFER TO COVER FEES				708.66
6/17	Misc Debit	INTERNAL TRANSFER OF FUNDS LEDGER TRANSFER TO COVER FEES			(708.66)	
6/22	Div Domestic	PIMCO COMMODITYPL STRAT-P 06/18/15 INCOME DIVIDEND @ 0.036 PER SHARE AS OF 06/18/15 (ID: 72201P-16-7)	2,436.725	0.037		88.94
6/25	Misc Disbursement	PAYMENT TO BENEFICIARY PAID TO BLUFFTON COLLEGE TREASURERS CHECK NO. 3556181			(8,558.05)	
6/29	Div Domestic	JPM SHORT DURATION BD FD - SEL FUND 3133 @ 0.009 PER SHARE (ID: 4812C1-33-0)	3,205.129	0.009		28.85
6/29	Div Domestic	JPM MKT EXP ENH INDEX FD - SEL FUND 3708 @ 0.03016 PER SHARE (ID: 4812C1-63-7)	1,524.828	0.03		45.99
6/29	Div Domestic	GATEWAY FUND-Y 06/26/15 INCOME DIVIDEND @ 0.297 PER SHARE AS OF 06/26/15 (ID: 367829-88-4)	579.776	0.297		172.14
6/30	Div Domestic	DEUTSCHE XTRAC MSCI EAFE HEDGE FD @ 0.78162 PER SHARE (ID: 233051-20-0)	585.000	0.782		457.25
6/30	Div Domestic	ISHARES CORE S&P MID-CAP ETF @ 0.473273 PER SHARE (ID: 464287-50-7)	372.000	0.473		176.06
7/1	Interest Income	DEPOSIT SWEEP INTEREST FOR 06/01/15 - 06/30/15 @ .03% RATE ON AVG COLLECTED BALANCE OF \$27,444.52 AS OF 07/01/15				0.60
7/1	Div Domestic	ISHARES MSCI EAFE INDEX FUND @ 1.111288 PER SHARE (ID: 464287-46-5)	677.000	1.111		752.34



H WE BY 4% ITR ACCT. R60678001
For the Period 1/1/15 to 12/31/15



005407388803101743584
006407306800100002584

INFLOWS & OUTFLOWS

Settle Date	Type	Description	Quantity Cost	Per Unit Amount	PRINCIPAL Amount	INCOME Amount
7/2	Div Domestic	DOUBLELINE TOTAL RET BD-1 06/30/15 INCOME DIVIDEND @ 0.038 PER SHARE AS OF 06/30/15 (ID: 258620-10-3)	628 954	0 038		23.88
7/2	Div Domestic	PIMCO UNCONSTRAINED BOND-P 06/30/15 INCOME DIVIDEND @ 0.027 PER SHARE AS OF 06/30/15 (ID: 72201M-45-3)	2,080 277	0 027		55.20
7/16	Fees & Commissions	JPMORGAN CHASE TRUST FEE FOR THE PERIOD 06-17-2015 TO 07-16-2015 ON ADJUSTED MV \$837,950.55 INC \$788.38 PRORATED BASE FEE : \$125 00				(788.38)
7/20	Misc Debit	EQUITABLE ADJUSTMENT			(1,012.87)	
7/20	Misc Debit	EQUITABLE ADJUSTMENT			1,012.87	
7/30	Div Domestic	JPM CORE BD FD - SEL FUND 3720 @ 0.022 PER SHARE (ID: 4812C0-38-1)	2,274 936	0 022		50.05
7/31	Div Domestic	SPDR S&P 500 ETF TRUST @ 1.03007 PER SHARE (ID: 78462F-10-3)	903 000	1.03		930.15
8/3	Interest Income	DEPOSIT SWEEP INTEREST FOR 07/01/15 - 07/31/15 @ .03% RATE ON AVG COLLECTED BALANCE OF \$31,354.60 AS OF 08/01/15				0.68
8/4	Div Domestic	DOUBLELINE TOTAL RET BD-1 07/31/15 INCOME DIVIDEND @ 0.040 PER SHARE AS OF 07/31/15 (ID: 258620-10-3)	628 954	0 04		24.85
8/4	Div Domestic	JOHN HANCOCK FDS II STR INCM OPP I 07/31/15 INCOME DIVIDEND @ 0.002 PER SHARE AS OF 07/31/15 (ID 47804A-13-0)	1,591.536	0.002		2.73
8/4	Div Domestic	PIMCO UNCONSTRAINED BOND-P 07/31/15 INCOME DIVIDEND @ 0.042 PER SHARE AS OF 07/31/15 (ID 72201M-45-3)	1,552.890	0 054		83.97

J.P.Morgan



H WEBY 4% ITR ACCT. R60678001
For the Period 1/1/15 to 12/31/15

INFLOWS & OUTFLOWS

Settle Date	Type	Selection Method	Description	Quantity Cost	Per Unit Amount	PRINCIPAL Amount	INCOME Amount
8/17	Fees & Commissions		JPMORGAN CHASE TRUST FEE FOR THE PERIOD 07-17-2015 TO 08-16-2015 ON ADJUSTED MV \$839,560.16 INC \$789.65 PRORATED BASE FEE : \$125.00				(789.65)
8/20	Misc Debit		EQUITABLE ADJUSTMENT			(302.78)	
8/20	Misc Debit		EQUITABLE ADJUSTMENT			302.78	
8/28	Div Domestic		JPM CORE BD FD - SEL FUND 3720 @ 0.023 PER SHARE (ID: 4812C0-38-1)	2,274.936	0.023		52.32
9/1	Interest Income		DEPOSIT SWEEP INTEREST FOR 08/01/15 - 08/31/15 @ .03% RATE ON AVG COLLECTED BALANCE OF \$36,722.46 AS OF 09/01/15				1.00
9/2	Div Domestic		DOUBLELINE TOTAL RET BD-I 09/31/15 INCOME DIVIDEND @ 0.036 PER SHARE AS OF 08/31/15 (ID: 258620-10-3)	628.954	0.036		22.83
9/2	Div Domestic		JOHN HANCOCK FDS II STR INCM OPP I 08/31/15 INCOME DIVIDEND @ 0.016 PER SHARE AS OF 08/31/15 (ID: 47804A-13-0)	2,205.742	0.02		43.53
9/2	Div Domestic		PIMCO UNCONSTRAINED BOND-P 08/31/15 INCOME DIVIDEND @ 0.041 PER SHARE AS OF 08/31/15 (ID: 72201M-45-3)	1,552.890	0.031		47.97
9/16	Fees & Commissions		JPMORGAN CHASE TRUST FEE FOR THE PERIOD 08-17-2015 TO 09-16-2015 ON ADJUSTED MV \$772,884.34 INC \$736.87 PRORATED BASE FEE . \$125.00				(736.87)
9/17	Misc Receipt		LEDGER TRANSFER TO COVER FEES				569.22
9/17	Misc Debit		INTERNAL TRANSFER OF FUNDS LEDGER TRANSFER TO COVER FEES			(569.22)	



H WEBY 4% ITR ACCT. R60878001
For the Period 1/1/15 to 12/31/15



00540738880101743585
006407306800100002585

INFLOWS & OUTFLOWS

Settle Date	Type Selection Method	Description	Quantity Cost	Per Unit Amount	PRINCIPAL Amount	INCOME Amount
9/21	Div Domestic	PIMCO COMMODITYPL STRAT-P 09/17/15 INCOME DIVIDEND @ 0.056 PER SHARE AS OF 09/17/15 (ID: 72201P-16-7)	2,436.725	0.056		135.85
9/25	Misc Disbursement	PAYMENT TO BENEFICIARY PAID TO BLUFFTON COLLEGE TREASURERS CHECK NO. 3620617			(8,568.05)	
9/29	Div Domestic	JPM CORE BD FD - SEL FUND 3720 @ 0.023 PER SHARE (ID: 4812C0-38-1)	2,274.936	0.023		52.32
9/29	Div Domestic	JPM MKT EXP ENH INDEX FD - SEL FUND 3708 @ 0.02676 PER SHARE (ID: 4812C1-63-7)	1,524.828	0.027		40.80
10/1	Interest Income	DEPOSIT SWEEP INTEREST FOR 09/01/15 - 09/30/15 @ .03% RATE ON AVG COLLECTED BALANCE OF \$46,939.23 AS OF 10/01/15				1.14
10/1	Div Domestic	ISHARES CORE S&P MID-CAP ETF @ 0.529326 PER SHARE (ID: 464287-50-7)	372.000	0.529		196.91
10/1	Div Domestic	VANGUARD FTSE EUROPE ETF @ 0.225 PER SHARE (ID: 922042-87-4)	158.000	0.225		35.55
10/1	Div Domestic	GATEWAY FUND-Y 09/30/15 INCOME DIVIDEND @ 0.118 PER SHARE AS OF 09/30/15 (ID: 367829-88-4)	290.647	0.118		34.18
10/2	Div Domestic	DOUBLELINE TOTAL RET BD-I 09/30/15 INCOME DIVIDEND @ 0.037 PER SHARE AS OF 09/30/15 (ID: 258620-10-3)	628.954	0.037		23.03
10/2	Div Domestic	JOHN HANCOCK FDS II STR INCM OPP I 09/30/15 INCOME DIVIDEND @ 0.026 PER SHARE AS OF 09/30/15 (ID: 47804A-13-0)	2,205.742	0.026		57.23
10/2	Div Domestic	PIMCO UNCONSTRAINED BOND-P 09/30/15 INCOME DIVIDEND @ 0.027 PER SHARE AS OF 09/30/15 (ID: 72201M-45-3)	1,552.890	0.027		42.16

J.P. Morgan



H W EBY 4% ITR ACCT. R60678001
For the Period 1/1/15 to 12/31/15

INFLOWS & OUTFLOWS

Settle Date	Type Selection Method	Description	Quantity Cost	Per Unit Amount	PRINCIPAL Amount	INCOME Amount
10/16	Fees & Commissions	JPMORGAN CHASE TRUST FEE FOR THE PERIOD 09-17-2015 TO 10-16-2015 ON ADJUSTED MV \$746,497.56 INC \$715.98 PRORATED BASE FEE : \$125.00				(715.98)
10/19	Misc Receipt	LEDGER TRANSFER TO COVER FEES				96.81
10/19	Misc Debit	INTERNAL TRANSFER OF FUNDS LEDGER TRANSFER TO COVER FEES			(96.81)	
10/29	Div Domestic	JPM CORE BD FD - SEL FUND 3720 @ 0.027 PER SHARE (ID: 4812C0-38-1)	2,274.936	0.027		61.42
10/30	Div Domestic	SPDR S&P 500 ETF TRUST @ 1.03343 PER SHARE (ID: 78462F-10-3)	903.000	1.033		933.19
11/2	Interest Income	DEPOSIT SWEEP INTEREST FOR 10/01/15 - 10/31/15 @ .03% RATE ON AVG COLLECTED BALANCE OF \$39,749.38 AS OF 11/01/15				0.93
11/3	Div Domestic	DOUBLELINE TOTAL RET BD-I 10/30/15 INCOME DIVIDEND @ 0.036 PER SHARE AS OF 10/30/15 (ID: 258620-10-3)	628.954	0.036		22.88
11/3	Div Domestic	JOHN HANCOCK FDS II STR INCM OPP I 10/30/15 INCOME DIVIDEND @ 0.026 PER SHARE AS OF 10/30/15 (ID: 47804A-13-0)	2,205.742	0.026		57.63
11/3	Div Domestic	PIMCO UNCONSTRAINED BOND-P 10/30/15 INCOME DIVIDEND @ 0.028 PER SHARE AS OF 10/30/15 (ID: 72201M-45-3)	1,552.890	0.028		42.77
11/16	Fees & Commissions	JPMORGAN CHASE TRUST FEE FOR THE PERIOD 10-17-2015 TO 11-16-2015 ON ADJUSTED MV \$795,434.16 INC \$754.72 PRORATED BASE FEE : \$125.00				(754.72)
11/20	Misc Debit	EQUITABLE ADJUSTMENT				(364.10)



H W EBY 4% ITR ACCT. R60678001
For the Period 1/1/15 to 12/31/15



005407388803101743586
006407306800100002586

INFLOWS & OUTFLOWS

Settle Date	Type	Selection Method	Description	Quantity Cost	Per Unit Amount	PRINCIPAL Amount	INCOME Amount
11/20	Misc Debit		EQUITABLE ADJUSTMENT			364.10	
11/27	Div Domestic		JPM CORE BD FD - SEL FUND 3720 @ 0.024 PER SHARE (ID: 4812C0-38-1)	2,274,936	0.024		54.60
12/1	Interest Income		DEPOSIT SWEEP INTEREST FOR 11/01/15 - 11/30/15 @ 0.3% RATE ON AVG COLLECTED BALANCE OF \$43,550.12 AS OF 12/01/15				0.98
12/2	Div Domestic		DOUBLELINE TOTL RET BND-I 11/30/15 INCOME DIVIDEND @ 0.034 PER SHARE AS OF 11/30/15 (ID: 258620-10-3)	628,954	0.034		21.47
12/2	Div Domestic		JOHN HANCOCK II-STR INC-I 11/30/15 INCOME DIVIDEND @ 0.026 PER SHARE AS OF 11/30/15 (ID: 47804A-13-0)	2,205,742	0.026		57.60
12/2	Div Domestic		PIMCO UNCONSTRAINED BOND-P 11/30/15 INCOME DIVIDEND @ 0.027 PER SHARE AS OF 11/30/15 (ID: 72201M-45-3)	1,552,890	0.027		42.07
12/14	STCapital/Gain Dist		JPM CORE BD FD - SEL FUND 3720 SHORT TERM CAPITAL GAINS @ 0.00131 (ID: 4812C0-38-1)	2,274,936	0.001		2.98
12/14	STCapital/Gain Dist		JPM MKT EXP ENH INDEX FD - SEL FUND 3708 SHORT TERM CAPITAL GAINS @ 0.00509 (ID: 4812C1-63-7)	1,524,828	0.005		7.76
12/15	STCapital/Gain Dist		HARTFORD CAPITAL APPREC-I 12/14/15 SHORT TERM CAPITAL GAINS @ 0.541 PER SHARE AS OF 12/14/15 (ID: 416649-30-9)	950,746	0.541		513.99
12/16	Fees & Commissions		JPMORGAN CHASE TRUST FEE FOR THE PERIOD 11-17-2015 TO 12-16-2015 ON ADJUSTED MV \$782,220.92 INC \$744.26 PRORATED BASE FEE \$125.00				(744.26)
12/17	Misc Receipt		TRANSFER FROM TRUST A/C TO TRUST A/C.				42.81

J.P. Morgan



H W E B Y 4% I T R A C C T. R 6 0 6 7 8 0 0 1
 For the Period 1/1/15 to 12/31/15

INFLOWS & OUTFLOWS

Settle Date	Type Selection Method	Description	Quantity Cost	Per Unit Amount	PRINCIPAL Amount	INCOME Amount
12/17	Misc Debit	INTERNAL TRANSFER OF FUNDS FROM R60678001 TO R60678001 TO BALANCE LEDGER ACCOUNT			(42 81)	
12/17	STCapitalGain Dist	MFS INTL VALUE-I 12/15/15 SHORT TERM CAPITAL GAINS @ 0.294 PER SHARE AS OF 12/15/15 (ID: 55273E-82-2)	1,013.966	0.294		297.88
12/17	Div Domestic	MFS INTL VALUE-I 12/15/15 INCOME DIVIDEND @ 0.533 PER SHARE AS OF 12/15/15 (ID: 55273E-82-2)	1,013.966	0.533		540.70
12/21	Misc Debit	EQUITABLE ADJUSTMENT				(838 58)
12/21	Misc Debit	EQUITABLE ADJUSTMENT			838 58	
12/21	STCapitalGain Dist	NEUBERGER BER MU/C OPP-INS 12/18/15 SHORT TERM CAPITAL GAINS @ 0.008 PER SHARE AS OF 12/18/15 (ID: 64122Q-30-9)	1,675.752	0.008		13 91
12/21	Div Domestic	OAKMARK INTERNATIONAL-I 12/18/15 INCOME DIVIDEND @ 0.496 PER SHARE AS OF 12/18/15 (ID: 413838-20-2)	1,210.134	0.496		600 71
12/21	Div Domestic	NEUBERGER BER MU/C OPP-INS 12/18/15 INCOME DIVIDEND @ 0.137 PER SHARE AS OF 12/18/15 (ID: 64122Q-30-9)	1,675.752	0.137		228 74
12/22	Div Domestic	JPM GBL RES ENH INDEX FD - SEL FUND 3457 @ 0.34444 PER SHARE (ID: 46637K-51-3)	4,604.634	0.344		1,586.02
12/22	Div Domestic	JPM US LARGE CAP CORE PLUS FD - SEL FUND 1002 @ 0.06264 PER SHARE (ID: 4812A2-38-9)	981.738	0.063		61 50
12/22	Div Domestic	JPM MKT EXP ENH INDEX FD - SEL FUND 3708 @ 0.03676 PER SHARE (ID: 4812C1-63-7)	1,524.828	0.037		56.05
12/22	STCapitalGain Dist	FMI LARGE CAP FD 12/18/15 SHORT TERM CAPITAL GAINS @ 0.149 PER SHARE AS OF 12/18/15 (ID: 302933-20-5)	956.037	0.165		157.97



H W EBY 4% ITR ACCT. R60678001
For the Period 1/1/15 to 12/31/15



005407388803101743587
006407306800100002587

INFLOWS & OUTFLOWS

Settle Date	Type	Selection Method	Description	Quantity Cost	Per Unit Amount	PRINCIPAL Amount	INCOME Amount
12/22	Div Domestic		FMI LARGE CAP FD 12/18/15 INCOME DIVIDEND @ 0.187 PER SHARE AS OF 12/18/15 (ID: 302933-20-5)	956.037	0.208		199.20
12/23	STCapitalGain Dist		BROWN ADV JAPAN ALPHA OPP-IS 12/21/15 SHORT TERM CAPITAL GAINS @ 0.179 PER SHARE AS OF 12/21/15 (ID: 115233-57-9)	1,355.880	0.179		242.30
12/23	Div Domestic		DODGE & COX INTL STOCK FD 12/22/15 INCOME DIVIDEND @ 0.840 PER SHARE AS OF 12/22/15 (ID: 256206-10-3)	1,057.088	0.84		887.95
12/23	Div Domestic		GATEWAY FD-Y 12/22/15 INCOME DIVIDEND @ 0.084 PER SHARE AS OF 12/22/15 (ID: 367829-88-4)	290.647	0.084		24.44
12/24	Misc Disbursement		PAYMENT TO BENEFICIARY PAID TO BLUFFTON COLLEGE TREASURERS CHECK NO. 3669880			(8,588.05)	
12/24	Div Domestic		EQUINOX CAMPBELL STRATEGY-I 12/23/15 INCOME DIVIDEND @ 0.230 PER SHARE AS OF 12/23/15 (ID: 29446A-81-9)	1,241.818	0.23		286.11
12/28	STCapitalGain Dist		DEUTSCHE X-TRACKERS MSCI JAP SHORT TERM CAPITAL GAINS @ 0.35136 (ID: 233051-50-7)	318.000	0.351		111.73
12/28	STCapitalGain Dist		DEUTSCHE X-TRACKERS MSCI EUR SHORT TERM CAPITAL GAINS @ 0.02079 (ID: 233051-85-3)	787.000	0.021		16.36
12/28	Div Domestic		DEUTSCHE X-TRACKERS MSCI JAP @ 0.0233 PER SHARE (ID: 233051-50-7)	318.000	0.023		7.41
12/28	Div Domestic		DEUTSCHE X-TRACKERS MSCI EUR @ 0.04783 PER SHARE (ID: 233051-85-3)	787.000	0.048		37.64
12/28	Div Domestic		ISHARES MSCI EAFE INDEX FUND @ 0.508359 PER SHARE (ID: 464287-46-5)	677.000	0.508		344.16
12/28	Div Domestic		VANGUARD FTSE EUROPE ETF @ 0.202 PER SHARE (ID: 922042-87-4)	158.000	0.202		31.92

J.P. Morgan



H W EBY 4% ITR ACCT. R60678001
For the Period 1/1/15 to 12/31/15

INFLOWS & OUTFLOWS

Settle Date	Type	Selection Method	Description	Quantity Cost	Per Unit Amount	PRINCIPAL Amount	INCOME Amount
12/28	ST	CapitalGain Dist	JOHN HANCOCK II-STR INC-I 12/24/15 SHORT TERM CAPITAL GAINS @ 0.100 PER SHARE AS OF 12/24/15 (ID: 47804A-13-0)	2,205,742	0.10		221.39
12/30	Div	Domest	JPM CORE BD FD - SEL FUND 3720 @ 0.023 PER SHARE (ID: 4812C0-38-1)	2,274,936	0.023		52.32
12/31	Div	Domest	ISHARES CORE S&P MIDCAP ETF @ 0.691003 PER SHARE (ID: 464287-50-7)	372,000	0.691		257.05
12/31	Div	Domest	BROWN ADV JAPAN ALPHA OPP-IS 12/29/15 INCOME DIVIDEND @ 0.949 PER SHARE AS OF 12/29/15 (ID: 115233-57-9)	1,355,880	0.949		1,286.15
12/31	Div	Domest	HARTFORD CAPITAL APPREC-I 12/30/15 INCOME DIVIDEND @ 0.233 PER SHARE AS OF 12/30/15 (ID: 416649-30-9)	950,746	0.233		221.12
12/31	Div	Domest	PIMCO UNCONSTRAINED BOND-P 12/29/15 INCOME DIVIDEND @ 0.330 PER SHARE AS OF 12/29/15 (ID: 72201M-45-3)	1,552,890	0.33		512.16
Total Inflows & Outflows						(\$27,167.37)	(\$712.09)



H W EBY 4% ITR ACCT. R60678001
For the Period 1/1/15 to 12/31/15



005407388803101743588
006407306800100002588

TRADE ACTIVITY

Note: L Indicates Long Term Realized Gain/Loss

S Indicates Short Term Realized Gain/Loss

Trade Date	Type	Selection Method	Description	Quantity	Per Unit Amount	Proceeds	Tax Cost	Realized Gain/Loss
Settled Sales/Maturities/Redemptions								
1/29 1/30	Sale FIFO		PIMCO COMMODITY PL STRAT-P (ID: 72201P-16-7)	(587.198)	7.03	4,128.00	(5,179.09)	(1,051.09) S
2/2 2/3	Sale FIFO		JPM INTL VALUE FD - INSTL FUND 1375 JP MORGAN CHASE BANK AS SHAREHOLDER SERVICING AGENT @ 13.45 (ID: 4812A0-57-3)	(1,854.972)	13.45	24,949.37	(23,030.18)	1,919.19 L
3/30 4/2	Sale FIFO		ISHARES MSCI EAFE INDEX FUND @ 65 2062 20,018:30 BROKERAGE 4 60 TAX &/OR SEC 36 MERRILL LYNCH PIERCE FENNER & SMIT (ID: 464287-46-5)	(307.000)	65.19	20,013.34	(19,535.67)	477.67 L
6/29 6/30	Sale FIFO		JPM SHORT DURATION BD FD - SEL FUND 3133 JP MORGAN CHASE BANK AS SHAREHOLDER SERVICING AGENT @ 10.89 (ID: 4812C1-33-0)	(3,205.129)	10.89	34,903.85	(34,932.26)	(28.41) L
7/28 7/29	Sale FIFO		INV BALANCED-RISK ALLOC-Y (ID: 00141V-69-7)	(1,099.433)	11.57	12,720.44	(13,567.01)	(846.57) L
7/28 7/29	Sale FIFO		PIMCO UNCONSTRAINED BOND-P (ID: 72201M-45-3)	(527.387)	11.10	5,854.00	(6,146.42)	(292.42) L
7/28 7/29	Sale FIFO		GATEWAY FUND-Y (ID: 367829-88-4)	(289.129)	30.08	8,697.00	(8,005.98)	691.02 L
7/29 7/30	Sale FIFO		COLUMBIA ASIA PAX X-JPN-R5 (ID: 19763P-57-2)	(1,205.870)	13.97	16,846.00	(14,214.18)	2,631.82 L
8/3 8/3	LT Capital Gain Distribution		JPM CHINA REGION FD - SEL FUND 3810 LONG TERM CAPITAL GAINS @ 3 61139 (ID: 4812A3-52-8)	352.574	3.611	1,273.28		
7/31 8/3	Sale FIFO		JPM CHINA REGION FD - SEL FUND 3810 JP MORGAN CHASE BANK AS SHAREHOLDER SERVICING AGENT @ 18.53 (ID: 4812A3-52-8)	(352.574)	18.53	6,533.20	(6,438.00)	95.20 L

J.P.Morgan



H W E B Y 4 % I T R A C C T . R 6 0 6 7 8 0 0 1
 For the Period 1/1/15 to 12/31/15

Trade Date	Type	Selection Method	Description	Quantity	Per Unit Amount	Proceeds	Tax Cost	Realized Gain/Loss
Settled Sales/Maturities/Redemptions								
8/25	Sale		T ROWE PRICE NEW ASIA (ID: 77956H-50-0)	(1,542,452)	14.14	21,810.27	(24,341.79)	(928.47) L
8/26	FIFO							(1,603.05) S
8/25	Sale		COLUMBIA ASIA PAX X-JPN-R5 (ID: 19763P-57-2)	(612,668)	12.17	7,456.17	(7,221.82)	234.35 L
8/26	FIFO							
10/14	Sale		DEUTSCHE XTRAC MSCI EAFE HEDGE FD @ 26 7863	(1,182,000)	26.771	31,643.09	(35,279.94)	(3,636.85) S
10/19	FIFO		31,661 40 BROKERAGE 17.73 TAX &/OR SEC 58 MERRILL LYNCH PIERCE FENNER & SMIT (ID: 233051-20-0)					
11/23	Sale		PIMCO COMMODITYPL STRAT-P (ID: 72201P-16-7)	(2,436,725)	5.80	14,133.01	(21,491.91)	(7,358.90) S
11/24	FIFO							
12/14	LT Capital Gain		JPM US LARGE CAP CORE PLUS FD - SEL FUND 1002	981,738	2.415	2,371.09		
12/14	Distribution		LONG TERM CAPITAL GAINS @ 2.4152 (ID: 4812A2-38-9)					
12/14	LT Capital Gain		JPM CORE BD FD - SEL FUND 3720 LONG TERM	2,274,936	0.021	48.82		
12/14	Distribution		CAPITAL GAINS @ 0.02146 (ID: 4812C0-38-1)					
12/14	LT Capital Gain		JPM MKT EXP ENH INDEX FD - SEL FUND 3708 LONG	1,524,828	2.132	3,250.60		
12/14	Distribution		TERM CAPITAL GAINS @ 2.13178 (ID: 4812C1-63-7)					
12/15	LT Capital Gain		HARTFORD CAPITAL APPREC-I 12/14/15 LONG TERM	950,746	2.558	2,432.09		
12/15	Distribution		CAPITAL GAINS @ 2.558 PER SHARE AS OF 12/14/15 (ID: 416649-30-9)					
12/17	LT Capital Gain		MFS INTL VALUE-I 12/15/15 LONG TERM CAPITAL	1,013,966	0.314	318.71		
12/17	Distribution		GAINS @ 0.314 PER SHARE AS OF 12/15/15 (ID: 55273E-82-2)					
12/18	LT Capital Gain		GOTHAM ABSOLUTE RETURN-INS 12/17/15 LONG TERM	1,339,892	0.167	223.92		
12/18	Distribution		CAPITAL GAINS @ 0.167 PER SHARE AS OF 12/17/15 (ID: 360873-13-7)					



H W E B Y 4% I T R A C C T. R 6 0 6 7 8 0 0 1
 For the Period 1/1/15 to 12/31/15



005407388803101743589
 006407306800100002589

Trade Date	Type	Selection Method	Description	Quantity	Per Unit Amount	Proceeds	Tax Cost	Realized Gain/Loss
Settled Sales/Maturities/Redemptions								
12/21	LT Capital Gain Distribution		OAKMARK INTERNATIONAL-I 12/18/15 LONG TERM CAPITAL GAINS @ 0.584 PER SHARE AS OF 12/18/15 (ID: 413838-20-2)	1,210.134	0.584	706.72		
12/21	LT Capital Gain Distribution		NEUBERGER BER MU/C OPP-INS 12/18/15 LONG TERM CAPITAL GAINS @ 0.414 PER SHARE AS OF 12/18/15 (ID: 64122Q-30-9)	1,675.752	0.414	693.43		
12/22	LT Capital Gain Distribution		FMI LARGE CAP FD 12/18/15 LONG TERM CAPITAL GAINS @ 1.507 PER SHARE AS OF 12/18/15 (ID: 302933-20-5)	956.037	1.677	1,603.22		
12/23	LT Capital Gain Distribution		BROWN ADV JAPAN ALPHA OPP-IS 12/21/15 LONG TERM CAPITAL GAINS @ 0.020 PER SHARE AS OF 12/21/15 (ID: 115233-57-9)	1,355.880	0.02	26.47		
12/28	LT Capital Gain Distribution		DEUTSCHE X-TRACKERS MSCI JAP LONG TERM CAPITAL GAINS @ 0.52252 (ID: 233051-50-7)	318.000	0.523	166.16		
12/28	LT Capital Gain Distribution		DEUTSCHE X-TRACKERS MSCI EUR LONG TERM CAPITAL GAINS @ 0.12353 (ID: 233051-85-3)	787.000	0.124	97.22		
12/28	LT Capital Gain Distribution		JOHN HANCOCK II-STR INC-I 12/24/15 LONG TERM CAPITAL GAINS @ 0.169 PER SHARE AS OF 12/24/15 (ID: 47804A-13-0)	2,205.742	0.169	371.76		
12/23	Sale FIFO		DEUTSCHE X-TRACKERS MSCI JAP @ 38.6303 9,850.72 BROKERAGE 3.82 TAX &/OR SEC. 18 UBS SECURITIES LLC (ID: 233051-50-7)	(255.000)	38.615	9,846.72	(9,552.07)	294.65 S
12/23	Sale FIFO		DEUTSCHE X-TRACKERS MSCI EUR @ 25.9465 15,074.91 BROKERAGE 8.71 TAX &/OR SEC. 27 DEUTSCHE BANC ALEX BROWN INC (ID: 233051-85-3)	(581.000)	25.931	15,065.93	(14,938.84)	127.09 S
12/23	Sale FIFO		DEUTSCHE X-TRACKERS MSCI JAP @ 38.64 2,434.32 BROKERAGE 1.41 TAX &/OR SEC 04 BROADCORT CAPITAL CORP (ID: 233051-50-7)	(63.000)	38.617	2,432.87	(2,359.92)	72.95 S

J.P.Morgan



H W EBY 4% ITR ACCT. R60678001
For the Period 1/1/15 to 12/31/15

Trade Date	Type	Selection Method	Description	Quantity	Per Unit Amount	Proceeds	Tax Cost	Realized Gain/Loss
Settled Sales/Maturities/Redemptions								
12/23	Sale		DEUTSCHE X-TRACKERS MSCI EUR @ 26 00 5.356 00	(206.000)	25.977	5,351.28	(5,296.73)	54.55 S
12/29	FIFO		BROKERAGE 4.63 TAX &/OR SEC 09 BROADCORT CAPITAL CORP (ID: 233051-85-3)					
Total Settled Sales/Maturities/Redemptions						\$255,968.03	(\$251,531.81)	\$3,953.38 L (\$13,100.65) S

Trade Date	Type	Description	Quantity	Per Unit Amount	Market Cost
Settled Securities Purchased					
2/2	Purchase	T ROWE PRICE NEW ASIA (ID: 77956H-50-0)	553.616	16.73	(9,262.00)
2/2	Purchase	SPDR S&P 500 ETF TRUST @ 201.8996 16.959 56	84.000	201.915	(16,960.82)
2/5		BROKERAGE 1 26 DEUTSCHE BANC ALEX BROWN INC (ID: 78462F-10-3)			
3/30	Purchase	DEUTSCHE XTRAC MSCI EAFE HEDGE FD @ 30.4108	585.000	30.426	(17,799.08)
4/6		17,790.31 BROKERAGE 8.77 MERRILL LYNCH PIERCE FENNER & SMIT (ID: 233051-20-0)			
6/29	Purchase	JPM CORE BD FD - SEL FUND 3720 JP MORGAN CHASE	2,274.936	11.65	(26,503.00)
6/30		BANK AS SHAREHOLDER SERVICING AGENT @ 11.65 (ID: 4812C0-38-1)			
7/28	Purchase	BROWN ADV JAPAN ALPHA OPP-IS (ID: 115233-57-9)	467.480	12.70	(5,937.00)
7/29					
7/28	Purchase	JOHN HANCOCK FDS II STR INCM OPP I	1,591.536	10.87	(17,300.00)
7/29		(ID: 47804A-13-0)			



H W EBY 4% ITR ACCT. R60678001
For the Period 1/1/15 to 12/31/15



005407388803101743590
006407306800100002590

Trade Date	Settle Date	Type	Description	Quantity	Per Unit Amount	Market Cost
Settled Securities Purchased						
7/28	7/31	Purchase	DEUTSCHE XTRAC MSCI EAFE HEDGE FD @ 29.1918 2,072.61 BROKERAGE 1.06 BARCLAYS CAPITAL LE (ID: 233051-20-0)	71,000	29.207	(2,073.67)
7/28	7/31	Purchase	DEUTSCHE XTRAC MSCI EAFE HEDGE FD @ 29.2707 3,600.29 BROKERAGE 1.84 UBS SECURITIES LLC (ID: 233051-20-0)	123,000	29.286	(3,602.13)
7/28	7/31	Purchase	DEUTSCHE XTRAC MSCI EAFE HEDGE FD @ 29.2744 4,156.96 BROKERAGE 3.19 CANTOR FITZGERALD & CO INC (ID: 233051-20-0)	142,000	29.297	(4,160.15)
7/28	7/31	Purchase	DEUTSCHE XTRAC MSCI EAFE HEDGE FD @ 29.2759 7,641.00 BROKERAGE 3.91 BARCLAYS CAPITAL LE (ID: 233051-20-0)	261,000	29.291	(7,644.91)
7/28	7/31	Purchase	VANGUARD FTSE EUROPE ETF @ 54.9306 5,547.99 BROKERAGE 1.51 DEUTSCHE BANC ALEX BROWN INC (ID: 922042-87-4)	101,000	54.946	(5,549.50)
7/28	7/31	Purchase	VANGUARD FTSE EUROPE ETF @ 54.9425 494.48 BROKERAGE 0.13 DEUTSCHE BANC ALEX BROWN INC (ID: 922042-87-4)	9,000	54.957	(494.61)
7/28	8/3	Purchase	VANGUARD FTSE EUROPE ETF @ 54.9528 2,637.73 BROKERAGE 1.08 MERRILL LYNCH PROF. CLEARING CORP. (ID: 922042-87-4)	48,000	54.975	(2,638.81)
8/26	8/27	Purchase	JPM GBL RES ENH INDEX FD - SEL FUND 3457 JP MORGAN CHASE BANK AS SHAREHOLDER SERVICING AGENT @ 17.64 (ID: 46637K-51-3)	335,771	17.64	(5,923.00)
8/26	8/27	Purchase	JOHN HANCOCK FDS II STR INCM OPP I (ID: 47804A-13-0)	614,206	10.77	(6,615.00)
10/14	10/20	Purchase	DEUTSCHE X-TRACKERS MSCI EUROPE HEDGED EQUITY ETF @ 25.6973 20,223.77 BROKERAGE 11.80 MERRILL LYNCH PIERCE FENNER & SMIT (ID: 233051-85-3)	787,000	25.712	(20,235.57)



H WEBY 4% ITR ACCT. R60678001
For the Period 1/1/15 to 12/31/15

Trade Date	Settle Date	Type	Description	Quantity	Per Unit Amount	Market Cost
Settled Securities Purchased						
10/14	10/26	Purchase	DEUTSCHE X-TRACS MSCI JAPAN HEDGE FD @ 37.4441 11,907.22 BROKERAGE 4.77 MERRILL LYNCH PIERCE FENNER & SMIT (ID: 233051-50-7)	318,000	37.459	(11,911.99)
12/1	12/2	Purchase	DOUBLELINE TOTL RET BND-I (ID: 258620-10-3)	1,985,083	10.96	(18,300.00)
12/23	12/29	Purchase	ISHA CURR HEDGED MSCI EAFE @ 25.7734 24,794 01 BROKERAGE 14.43 MERRILL LYNCH PIERCE FENNER & SMIT (ID 46434V-80-3)	962,000	25.788	(24,808.44)
12/23	12/30	Purchase	ISHA CURR HEDGED MSCI EAFE @ 25.82 8,004.20 BROKERAGE 6.97 BROADCORT CAPITAL CORP (ID: 46434V-80-3)	310,000	25.842	(8,011.17)
Total Settled Securities Purchased						(\$215,730.85)

COST ADJUSTMENTS

Settle Date	Type	Description	Quantity	Cost Basis Adjustments	Currency Gain/Loss USD
2/9	Cost Basis Adj	PIMCO UNCONSTRAINED BOND-P RETURN OF CAPITAL ADJUSTMENT FOR 2014 DIVIDENDS (ID: 72201M-45-3)	2,080.277	(9.46)	