



See a Social Security Number? Say Something!  
Report Privacy Problems to <https://public.resource.org/privacy>  
Or call the IRS Identity Theft Hotline at 1-800-908-4490



Form

990-PF

Department of the Treasury  
Internal Revenue Service

Return of Private Foundation

or Section 4947(a)(1) Trust Treated as Private Foundation

Do not enter social security numbers on this form as it may be made public.

Information about Form 990-PF and its instructions is at [www.irs.gov/form990pf](http://www.irs.gov/form990pf).

OMB No 1545-0052



2015



Open to Public Inspection

For calendar year 2015, or tax year beginning 01-01-2015, and ending 12-31-2015

|  |  |   |   |
|--|--|---|---|
| Name of foundation<br>CRISP SMITH MILLER TRUST   |  | A Employer identification number<br>35-2337949  |   |
| Number and street (or P O box number if mail is not delivered to street address)<br>1525 W WT HARRIS BLVD D1114-044  |  | Room/suite  | B Telephone number (see instructions)<br>(855) 241-6645 |
| City or town, state or province, country, and ZIP or foreign postal code<br>CHARLOTTE, NC 28262  |  | C If exemption application is pending, check here <input type="checkbox"/>  |   |
| G Check all that apply<br><input type="checkbox"/> Initial return<br><input type="checkbox"/> Final return<br><input type="checkbox"/> Address change  |  | <input type="checkbox"/> Initial return of a former public charity<br><input type="checkbox"/> Amended return<br><input type="checkbox"/> Name change   |   |
| H Check type of organization<br><input checked="" type="checkbox"/> Section 501(c)(3) exempt private foundation<br><input type="checkbox"/> Section 4947(a)(1) nonexempt charitable trust<br><input type="checkbox"/> Other taxable private foundation |  | D 1. Foreign organizations, check here <input type="checkbox"/><br>2. Foreign organizations meeting the 85% test, check here and attach computation <input type="checkbox"/><br>E If private foundation status was terminated under section 507(b)(1)(A), check here <input type="checkbox"/><br>F If the foundation is in a 60-month termination under section 507(b)(1)(B), check here <input type="checkbox"/> |   |
| I Fair market value of all assets at end of year (from Part II, col. (c), line 16) \$ 1,258,473  |  | J Accounting method<br><input type="checkbox"/> Cash <input type="checkbox"/> Accrual<br><input type="checkbox"/> Other (specify) _____<br>(Part I, column (d) must be on cash basis.)  |   |

| Part I Analysis of Revenue and Expenses<br><i>(The total of amounts in columns (b), (c), and (d) may not necessarily equal the amounts in column (a) (see instructions) )</i> |  | Revenue and expenses per books<br>(a) | Net investment income<br>(b) | Adjusted net income<br>(c) | Disbursements for charitable purposes<br>(d) (cash basis only) |
|---|--|---------------------------------------|------------------------------|----------------------------|--|
| Revenue   | 1 Contributions, gifts, grants, etc , received (attach schedule) . . . . .                                     |                                       |                              |                            |  |
|   | 2 Check <input checked="" type="checkbox"/> if the foundation is <b>not</b> required to attach Sch B . . . . . |                                       |                              |                            |  |
|   | 3 Interest on savings and temporary cash investments   |                                       |                              |                            |  |
|   | 4 Dividends and interest from securities . . . . .   | 27,036                                | 26,290                       |                            |  |
|   | 5a Gross rents . . . . .   |                                       |                              |                            |  |
|   | b Net rental income or (loss) _____  |                                       |                              |                            |  |
|   | 6a Net gain or (loss) from sale of assets not on line 10   | -10,221                               |                              |                            |  |
|   | b Gross sales price for all assets on line 6a<br>546,662   |                                       |                              |                            |  |
|   | 7 Capital gain net income (from Part IV, line 2) . . . .   |                                       | 0                            |                            |  |
|   | 8 Net short-term capital gain . . . . .  |                                       |                              | 0                          |  |
|   | 9 Income modifications . . . . .   |                                       |                              |                            |  |
|   | 10a Gross sales less returns and allowances  |                                       |                              |                            |  |
| Operating and Administrative Expenses   | b Less Cost of goods sold . . . . .  |                                       |                              |                            |  |
|   | c Gross profit or (loss) (attach schedule) . . . . .   |                                       |                              |                            |  |
|   | 11 Other income (attach schedule) . . . . .  |                                       |                              |                            |  |
|   | 12 <b>Total.</b> Add lines 1 through 11 . . . . .  | 16,815                                | 26,290                       |                            |  |
|   | 13 Compensation of officers, directors, trustees, etc  | 19,844                                | 14,883                       |                            | 4,961  |
|   | 14 Other employee salaries and wages . . . . .   |                                       | 0                            | 0                          | 0  |
|   | 15 Pension plans, employee benefits . . . . .  |                                       | 0                            | 0                          |  |
|   | 16a Legal fees (attach schedule). . . . .  |                                       |                              |                            | 0  |
|   | b Accounting fees (attach schedule). . . . .   | 1,000                                 | 0                            | 0                          | 1,000  |
|   | c Other professional fees (attach schedule) . . . . .  |                                       |                              |                            | 0  |
|   | 17 Interest . . . . .  |                                       |                              |                            | 0  |
|   | 18 Taxes (attach schedule) (see instructions) . . . .  | 2,213                                 | 441                          |                            | 0  |
|   | 19 Depreciation (attach schedule) and depletion . . .  | 0                                     | 0                            |                            |  |
|   | 20 Occupancy . . . . .   |                                       |                              |                            |  |
|   | 21 Travel, conferences, and meetings. . . . .  |                                       | 0                            | 0                          |  |
|   | 22 Printing and publications . . . . .   |                                       | 0                            | 0                          |  |
|   | 23 Other expenses (attach schedule). . . . .   | 16                                    | 16                           |                            |  |
|   | 24 <b>Total operating and administrative expenses.</b><br>Add lines 13 through 23 . . . . .                    | 23,073                                | 15,340                       | 0                          | 5,961  |
|   | 25 Contributions, gifts, grants paid . . . . .   | 62,000                                |                              |                            | 62,000   |
|   | 26 <b>Total expenses and disbursements.</b> Add lines 24 and 25  | 85,073                                | 15,340                       | 0                          | 67,961   |
|   | 27 Subtract line 26 from line 12   |                                       |                              |                            |  |
|   | a <b>Excess of revenue over expenses and disbursements</b>   | -68,258                               |                              |                            |  |
|   | b <b>Net investment income</b> (if negative, enter -0-)  |                                       | 10,950                       |                            |  |
|   | c <b>Adjusted net income</b> (if negative, enter -0-) . . . .  |                                       |                              | 0                          |  |

| Part II Balance Sheets      |   | Attached schedules and amounts in the description column should be for end-of-year amounts only (See instructions )              | Beginning of year   | End of year    |                       |
|-----------------------------|---|--|---|----------------|-----------------------|
|                             |   |  | (a) Book Value  | (b) Book Value | (c) Fair Market Value |
| Assets                      | 1   | Cash—non-interest-bearing . . . . .  | 3,637   | 383            | 383                   |
|                             | 2   | Savings and temporary cash investments . . . . .   | 30,658  | 6,430          | 6,430                 |
|                             | 3   | Accounts receivable ▶ _____  |   |                |                       |
|                             |   | Less allowance for doubtful accounts ▶ _____   |   | 0              | 0                     |
|                             | 4   | Pledges receivable ▶ _____   |   |                |                       |
|                             |   | Less allowance for doubtful accounts ▶ _____   |   |                |                       |
|                             | 5   | Grants receivable . . . . .  |   |                |                       |
|                             | 6   | Receivables due from officers, directors, trustees, and other disqualified persons (attach schedule) (see instructions). . . . . |   |                |                       |
|                             | 7   | Other notes and loans receivable (attach schedule) ▶ _____   |   |                |                       |
|                             |   | Less allowance for doubtful accounts ▶ _____ 0   |   |                |                       |
|                             | 8   | Inventories for sale or use . . . . .  |   |                |                       |
|                             | 9   | Prepaid expenses and deferred charges . . . . .  |   |                |                       |
|                             | 10a   | Investments—U S and state government obligations (attach schedule)   |   |                |                       |
|                             | b   | Investments—corporate stock (attach schedule) . . . . .  | 840,658  | 832,951        | 865,282               |
|                             | c   | Investments—corporate bonds (attach schedule) . . . . .  | 429,453  | 398,689        | 386,378               |
|                             | 11  | Investments—land, buildings, and equipment basis ▶ _____   |   |                |                       |
|                             | Less accumulated depreciation (attach schedule) ▶ _____   |  |   |                |                       |
| 12                          | Investments—mortgage loans. . . . .   |  |   |                |                       |
| 13                          | Investments—other (attach schedule) . . . . .   |  |   | 0              |                       |
| 14                          | Land, buildings, and equipment basis ▶ _____  |  |   |                |                       |
|                             | Less accumulated depreciation (attach schedule) ▶ _____   |  |   |                |                       |
| 15                          | Other assets (describe ▶ _____)   |  |   |                |                       |
| 16                          | Total assets(to be completed by all filers—see the instructions Also, see page 1, item I)                                     | 1,304,406  | 1,238,453   | 1,258,473      |                       |
| Liabilities                 | 17  | Accounts payable and accrued expenses . . . . .  |   |                |                       |
|                             | 18  | Grants payable . . . . .   |   |                |                       |
|                             | 19  | Deferred revenue . . . . .   |   |                |                       |
|                             | 20  | Loans from officers, directors, trustees, and other disqualified persons   |   |                |                       |
|                             | 21  | Mortgages and other notes payable (attach schedule). . . . .   |   |                |                       |
|                             | 22  | Other liabilities (describe ▶ _____)   |   |                |                       |
|                             | 23  | Total liabilities(add lines 17 through 22) . . . . .   |   | 0              |                       |
| Net Assets or Fund Balances | Foundations that follow SFAS 117, check here ▶ <input type="checkbox"/> and complete lines 24 through 26 and lines 30 and 31. |  |   |                |                       |
|                             | 24  | Unrestricted . . . . .   |   |                |                       |
|                             | 25  | Temporarily restricted . . . . .   |   |                |                       |
|                             | 26  | Permanently restricted . . . . .   |   |                |                       |
|                             | Foundations that do not follow SFAS 117, check here ▶ <input checked="" type="checkbox"/> and complete lines 27 through 31.   |  |   |                |                       |
|                             | 27  | Capital stock, trust principal, or current funds . . . . .   | 1,304,406   | 1,238,453      |                       |
|                             | 28  | Paid-in or capital surplus, or land, bldg , and equipment fund   |   |                |                       |
|                             | 29  | Retained earnings, accumulated income, endowment, or other funds   |   |                |                       |
|                             | 30  | Total net assets or fund balances(see instructions) . . . . .  | 1,304,406   | 1,238,453      |                       |
| 31                          | Total liabilities and net assets/fund balances(see instructions) . . . . .  | 1,304,406  | 1,238,453   |                |                       |

| Part III Analysis of Changes in Net Assets or Fund Balances |  |   |           |
|---|--|---|-----------|
| 1   | Total net assets or fund balances at beginning of year—Part II, column (a), line 30 (must agree with end-of-year figure reported on prior year’s return) . . . . . | 1 | 1,304,406 |
| 2   | Enter amount from Part I, line 27a . . . . .   | 2 | -68,258   |
| 3   | Other increases not included in line 2 (itemize) ▶ _____                      | 3 | 3,600     |
| 4   | Add lines 1, 2, and 3 . . . . .  | 4 | 1,239,748 |
| 5   | Decreases not included in line 2 (itemize) ▶ _____                            | 5 | 1,295     |
| 6   | Total net assets or fund balances at end of year (line 4 minus line 5)—Part II, column (b), line 30 . . . . .  | 6 | 1,238,453 |

Part IV

Capital Gains and Losses for Tax on Investment Income

|  |                           |  |                                      |                                  |
|--|---------------------------|--|--------------------------------------|----------------------------------|
| List and describe the kind(s) of property sold (e g , real estate,<br>(a) 2-story brick warehouse, or common stock, 200 shs MLC Co ) |                           | How acquired<br>P—Purchase<br>(b) D—Donation | Date acquired<br>(c) (mo , day, yr ) | Date sold<br>(d) (mo , day, yr ) |
| 1a   | See Additional Data Table |  |                                      |                                  |
| b  |                           |  |                                      |                                  |
| c  |                           |  |                                      |                                  |
| d  |                           |  |                                      |                                  |
| e  |                           |  |                                      |                                  |

|                             |  |   |  |
|-----------------------------|--|---|--|
| (e) Gross sales price       | Depreciation allowed<br>(f) (or allowable) | Cost or other basis<br>(g) plus expense of sale | Gain or (loss)<br>(h) (e) plus (f) minus (g) |
| a See Additional Data Table |  |   |  |
| b                           |  |   |  |
| c                           |  |   |  |
| d                           |  |   |  |
| e                           |  |   |  |

|   |                                      |   |  |
|---|--------------------------------------|---|--|
| Complete only for assets showing gain in column (h) and owned by the foundation on 12/31/69 |                                      |   | Gains (Col (h) gain minus<br>col (k), but not less than -0-) or<br>(l) Losses (from col (h)) |
| (i) F M V as of 12/31/69  | Adjusted basis<br>(j) as of 12/31/69 | Excess of col (i)<br>(k) over col (j), if any |  |
| a See Additional Data Table   |                                      |   |  |
| b   |                                      |   |  |
| c   |                                      |   |  |
| d   |                                      |   |  |
| e   |                                      |   |  |

|   |  |  |   |         |
|---|--|--|---|---------|
| 2 | Capital gain net income or (net capital loss)  | <div><div>If gain, also enter in Part I, line 7<br/>If (loss), enter -0- in Part I, line 7</div></div> | 2 | -10,221 |
| 3 | Net short-term capital gain or (loss) as defined in sections 1222(5) and (6)<br><div>If gain, also enter in Part I, line 8, column (c) (see instructions) If (loss), enter -0-<br/>in Part I, line 8 . . . . .</div> |  | 3 |         |

Part V

Qualification Under Section 4940(e) for Reduced Tax on Net Investment Income

(For optional use by domestic private foundations subject to the section 4940(a) tax on net investment income )  
If section 4940(d)(2) applies, leave this part blank

Was the foundation liable for the section 4942 tax on the distributable amount of any year in the base period? ☐ Yes ☒ No  
If "Yes," the foundation does not qualify under section 4940(e) Do not complete this part

1 Enter the appropriate amount in each column for each year, see instructions before making any entries

|  |  |  |   |
|--|--|--|---|
| (a)<br>Base period years Calendar<br>year (or tax year beginning in) | (b)<br>Adjusted qualifying distributions | (c)<br>Net value of noncharitable-use assets | (d)<br>Distribution ratio<br>(col (b) divided by col (c)) |
| 2014   | 62,781                                   | 1,418,700                                    | 0 044252  |
| 2013   | 52,054                                   | 1,328,365                                    | 0 039187  |
| 2012   | 44,968                                   | 1,167,855                                    | 0 038505  |
| 2011   | 26,582                                   | 924,936                                      | 0 028739  |
| 2010   | 18,836                                   | 433,305                                      | 0 043471  |

|   |   |   |           |
|---|---|---|-----------|
| 2 | Total of line 1, column (d). . . . .  | 2 | 0 194154  |
| 3 | Average distribution ratio for the 5-year base period—divide the total on line 2 by 5, or by<br>the number of years the foundation has been in existence if less than 5 years | 3 | 0 038831  |
| 4 | Enter the net value of noncharitable-use assets for 2015 from Part X, line 5. . . . .   | 4 | 1,351,215 |
| 5 | Multiply line 4 by line 3. . . . .  | 5 | 52,469    |
| 6 | Enter 1% of net investment income (1% of Part I, line 27b). . . . .   | 6 | 110       |
| 7 | Add lines 5 and 6. . . . .  | 7 | 52,579    |
| 8 | Enter qualifying distributions from Part XII, line 4. . . . .   | 8 | 67,961    |

If line 8 is equal to or greater than line 7, check the box in Part VI, line 1b, and complete that part using a 1% tax rate See  
the Part VI instructions

Part VI

Excise Tax Based on Investment Income (Section 4940(a), 4940(b), 4940(e), or 4948—see page 18 of the instructions)

1a

Exempt operating foundations described in section 4940(d)(2), check here ☐ and enter "N/A" on line 1  
Date of ruling or determination letter \_\_\_\_\_  
(attach copy of letter if necessary—see instructions)

b

Domestic foundations that meet the section 4940(e) requirements in Part V, check here ☒ and enter 1% of Part I, line 27b . . . . .

c

All other domestic foundations enter 2% of line 27b. Exempt foreign organizations enter 4% of Part I, line 12, col. (b)

2

Tax under section 511 (domestic section 4947(a)(1) trusts and taxable foundations only. Others enter -0-)

2

0

3

Add lines 1 and 2. . . . .

3

110

4

Subtitle A (income) tax (domestic section 4947(a)(1) trusts and taxable foundations only. Others enter -0-)

4

0

5

Tax based on investment income. Subtract line 4 from line 3. If zero or less, enter -0- . . . . .

5

110

6

Credits/Payments

a

2015 estimated tax payments and 2014 overpayment credited to 2015

6a

1,056

b

Exempt foreign organizations—tax withheld at source. . . . .

6b

c

Tax paid with application for extension of time to file (Form 8868). . . . .

6c

0

d

Backup withholding erroneously withheld. . . . .

6d

7

Total credits and payments. Add lines 6a through 6d. . . . .

7

1,056

8

Enter any penalty for underpayment of estimated tax. Check here ☐ if Form 2220 is attached.

8

0

9

Tax due. If the total of lines 5 and 8 is more than line 7, enter amount owed. . . . .

9

10

Overpayment. If line 7 is more than the total of lines 5 and 8, enter the amount overpaid. . . . .

10

946

11

Enter the amount of line 10 to be Credited to 2015 estimated tax 112 Refunded

11

834

Part VII-A

Statements Regarding Activities

1a

During the tax year, did the foundation attempt to influence any national, state, or local legislation or did it participate or intervene in any political campaign? . . . . .

1a

No

b

Did it spend more than \$100 during the year (either directly or indirectly) for political purposes (see Instructions for definition)? . . . . .  
If the answer is "Yes" to 1a or 1b, attach a detailed description of the activities and copies of any materials published or distributed by the foundation in connection with the activities.

1b

No

c

Did the foundation file Form 1120-POL for this year? . . . . .

1c

No

d

Enter the amount (if any) of tax on political expenditures (section 4955) imposed during the year:  
(1) On the foundation \$ \_\_\_\_\_ (2) On foundation managers \$ \_\_\_\_\_

e

Enter the reimbursement (if any) paid by the foundation during the year for political expenditure tax imposed on foundation managers \$ \_\_\_\_\_

2

Has the foundation engaged in any activities that have not previously been reported to the IRS? . . . . .  
If "Yes," attach a detailed description of the activities.

2

No

3

Has the foundation made any changes, not previously reported to the IRS, in its governing instrument, articles of incorporation, or bylaws, or other similar instruments? If "Yes," attach a conformed copy of the changes. . . . .

3

No

4a

Did the foundation have unrelated business gross income of \$1,000 or more during the year? . . . . .

4a

No

b

If "Yes," has it filed a tax return on Form 990-T for this year? . . . . .

4b

5

Was there a liquidation, termination, dissolution, or substantial contraction during the year? . . . . .  
If "Yes," attach the statement required by General Instruction T.

5

No

6

Are the requirements of section 508(e) (relating to sections 4941 through 4945) satisfied either:  
• By language in the governing instrument, or  
• By state legislation that effectively amends the governing instrument so that no mandatory directions that conflict with the state law remain in the governing instrument? . . . . .

6

Yes

7

Did the foundation have at least \$5,000 in assets at any time during the year? If "Yes," complete Part II, col. (c), and Part XV. . . . .

7

Yes

8a

Enter the states to which the foundation reports or with which it is registered (see instructions):  
NJ

b

If the answer is "Yes" to line 7, has the foundation furnished a copy of Form 990-PF to the Attorney General (or designate) of each state as required by General Instruction G? If "No," attach explanation.

8b

Yes

9

Is the foundation claiming status as a private operating foundation within the meaning of section 4942(j)(3) or 4942(j)(5) for calendar year 2015 or the taxable year beginning in 2015 (see instructions for Part XIV)?  
If "Yes," complete Part XIV. . . . .

9

No

10

Did any persons become substantial contributors during the tax year? If "Yes," attach a schedule listing their names and addresses. . . . .

10

No

Part VII-A

Statements Regarding Activities *(continued)*

|    |  |    |     |    |
|----|--|----|-----|----|
| 11 | At any time during the year, did the foundation, directly or indirectly, own a controlled entity within the meaning of section 512(b)(13)? If "Yes," attach schedule (see instructions).   | 11 |     | No |
| 12 | Did the foundation make a distribution to a donor advised fund over which the foundation or a disqualified person had advisory privileges? If "Yes," attach statement (see instructions)   | 12 |     | No |
| 13 | Did the foundation comply with the public inspection requirements for its annual returns and exemption application?<br>Website address   | 13 | Yes |    |
| 14 | The books are in care of <u>WELLS FARGO BANK NA</u> Telephone no <u>(855) 241-6645</u><br>Located at <u>ONE WEST 4TH STREET D4000-062 WINSTON SALEM NC</u> ZIP+4 <u>271014000</u>  |    |     |    |
| 15 | Section 4947(a)(1) nonexempt charitable trusts filing Form 990-PF in lieu of <b>Form 1041</b> —Check here <input type="checkbox"/><br>and enter the amount of tax-exempt interest received or accrued during the year.   | 15 |     |    |
| 16 | At any time during calendar year 2015, did the foundation have an interest in or a signature or other authority over a bank, securities, or other financial account in a foreign country?<br>See instructions for exceptions and filing requirements for FinCEN Form 114, Report of Foreign Bank and Financial Accounts (FBAR) If "Yes", enter the name of the foreign country | 16 | Yes | No |

Part VII-B

Statements Regarding Activities for Which Form 4720 May Be Required

|   |   |    |     |    |
|---|---|----|-----|----|
| File Form 4720 if any item is checked in the "Yes" column, unless an exception applies. |   |    | Yes | No |
| 1a  | During the year did the foundation (either directly or indirectly)<br>(1) Engage in the sale or exchange, or leasing of property with a disqualified person? <input type="checkbox"/> Yes <input checked="" type="checkbox"/> No<br>(2) Borrow money from, lend money to, or otherwise extend credit to (or accept it from) a disqualified person? <input type="checkbox"/> Yes <input checked="" type="checkbox"/> No<br>(3) Furnish goods, services, or facilities to (or accept them from) a disqualified person? <input checked="" type="checkbox"/> Yes <input type="checkbox"/> No<br>(4) Pay compensation to, or pay or reimburse the expenses of, a disqualified person? <input checked="" type="checkbox"/> Yes <input type="checkbox"/> No<br>(5) Transfer any income or assets to a disqualified person (or make any of either available for the benefit or use of a disqualified person)? <input type="checkbox"/> Yes <input checked="" type="checkbox"/> No<br>(6) Agree to pay money or property to a government official? ( <b>Exception.</b> Check "No" if the foundation agreed to make a grant to or to employ the official for a period after termination of government service, if terminating within 90 days ). <input type="checkbox"/> Yes <input checked="" type="checkbox"/> No |    |     |    |
| b   | If any answer is "Yes" to 1a(1)–(6), did <b>any</b> of the acts fail to qualify under the exceptions described in Regulations section 53.4941(d)-3 or in a current notice regarding disaster assistance (see instructions)? <input type="checkbox"/><br>Organizations relying on a current notice regarding disaster assistance check here. <input type="checkbox"/>  | 1b |     | No |
| c   | Did the foundation engage in a prior year in any of the acts described in 1a, other than excepted acts, that were not corrected before the first day of the tax year beginning in 2015?   | 1c |     | No |
| 2   | Taxes on failure to distribute income (section 4942) (does not apply for years the foundation was a private operating foundation defined in section 4942(j)(3) or 4942(j)(5))   |    |     |    |
| a   | At the end of tax year 2015, did the foundation have any undistributed income (lines 6d and 6e, Part XIII) for tax year(s) beginning before 2015? <input type="checkbox"/> Yes <input checked="" type="checkbox"/> No<br>If "Yes," list the years 20____, 20____, 20____, 20____  |    |     |    |
| b   | Are there any years listed in 2a for which the foundation is <b>not</b> applying the provisions of section 4942(a)(2) (relating to incorrect valuation of assets) to the year's undistributed income? (If applying section 4942(a)(2) to <b>all</b> years listed, answer "No" and attach statement—see instructions ).  | 2b |     | No |
| c   | If the provisions of section 4942(a)(2) are being applied to <b>any</b> of the years listed in 2a, list the years here<br>20____, 20____, 20____, 20____  |    |     |    |
| 3a  | Did the foundation hold more than a 2% direct or indirect interest in any business enterprise at any time during the year? <input type="checkbox"/> Yes <input checked="" type="checkbox"/> No  |    |     |    |
| b   | If "Yes," did it have excess business holdings in 2015 as a result of (1) any purchase by the foundation or disqualified persons after May 26, 1969, (2) the lapse of the 5-year period (or longer period approved by the Commissioner under section 4943(c)(7)) to dispose of holdings acquired by gift or bequest, or (3) the lapse of the 10-, 15-, or 20-year first phase holding period? ( <i>Use Schedule C, Form 4720, to determine if the foundation had excess business holdings in 2015.</i> )  | 3b |     |    |
| 4a  | Did the foundation invest during the year any amount in a manner that would jeopardize its charitable purposes?   | 4a |     | No |
| b   | Did the foundation make any investment in a prior year (but after December 31, 1969) that could jeopardize its charitable purpose that had not been removed from jeopardy before the first day of the tax year beginning in 2015?   | 4b |     | No |

Part VII-B

Statements Regarding Activities for Which Form 4720 May Be Required (Continued)

5a

During the year did the foundation pay or incur any amount to

(1) Carry on propaganda, or otherwise attempt to influence legislation (section 4945(e))?

☐ Yes ☒ No

(2) Influence the outcome of any specific public election (see section 4955), or to carry on, directly or indirectly, any voter registration drive?

☐ Yes ☒ No

(3) Provide a grant to an individual for travel, study, or other similar purposes?

☐ Yes ☒ No

(4) Provide a grant to an organization other than a charitable, etc , organization described in section 4945(d)(4)(A)? (see instructions).

☐ Yes ☒ No

(5) Provide for any purpose other than religious, charitable, scientific, literary, or educational purposes, or for the prevention of cruelty to children or animals?

☐ Yes ☒ No

b

If any answer is "Yes" to 5a(1)–(5), did **any** of the transactions fail to qualify under the exceptions described in Regulations section 53.4945 or in a current notice regarding disaster assistance (see instructions)?

5b

Organizations relying on a current notice regarding disaster assistance check here.

☐

c

If the answer is "Yes" to question 5a(4), does the foundation claim exemption from the tax because it maintained expenditure responsibility for the grant?

☐ Yes ☐ No

If "Yes," attach the statement required by Regulations section 53.4945–5(d).

6a

Did the foundation, during the year, receive any funds, directly or indirectly, to pay premiums on a personal benefit contract?

☐ Yes ☒ No

b

Did the foundation, during the year, pay premiums, directly or indirectly, on a personal benefit contract?

6b

No

If "Yes" to 6b, file Form 8870.

7a

At any time during the tax year, was the foundation a party to a prohibited tax shelter transaction?

☐ Yes ☒ No

b

If yes, did the foundation receive any proceeds or have any net income attributable to the transaction?

7b

Part VIII

Information About Officers, Directors, Trustees, Foundation Managers, Highly Paid Employees, and Contractors

1

List all officers, directors, trustees, foundation managers and their compensation (see instructions).

| (a) Name and address   | Title, and average hours per week (b) devoted to position | (c) Compensation (If not paid, enter -0-) | (d) Contributions to employee benefit plans and deferred compensation | Expense account, (e) other allowances |
|--|---|---|---|---------------------------------------|
| WELLS FARGO BANK NA<br>1525 WEST WT HARRIS BLVD<br>CHARLOTTE, NC 28288 | TRUSTEE<br>40   | 19,844                                    |   |                                       |

2

Compensation of five highest-paid employees (other than those included on line 1—see instructions). If none, enter "NONE."

| (a) Name and address of each employee paid more than \$50,000 | Title, and average hours per week (b) devoted to position | (c) Compensation | Contributions to employee benefit plans and deferred compensation (d) | Expense account, (e) other allowances |
|---|---|------------------|---|---------------------------------------|
| NONE  |   |                  |   |                                       |
|   |   |                  |   |                                       |
|   |   |                  |   |                                       |
|   |   |                  |   |                                       |
|   |   |                  |   |                                       |
|   |   |                  |   |                                       |
|   |   |                  |   |                                       |
|   |   |                  |   |                                       |

Total

number of other employees paid over \$50,000.

0

**3 Five highest-paid independent contractors for professional services (see instructions). If none, enter "NONE".**

|  |   |
|--|---|
| <b>Total</b> number of others receiving over \$50,000 for professional services. . . . . | 0 |
|--|---|

|   |  |
|---|--|
| 1 |  |
| 2 |  |
| 3 |  |
| 4 |  |

[illegible]



**Part X**

**Minimum Investment Return**  
(All domestic foundations must complete this part. Foreign foundations,see instructions.)

|          |  |           |           |
|----------|--|-----------|-----------|
| <b>1</b> | Fair market value of assets not used (or held for use) directly in carrying out charitable, etc , purposes         |           |           |
| <b>a</b> | Average monthly fair market value of securities. . . . .   | <b>1a</b> | 1,320,614 |
| <b>b</b> | Average of monthly cash balances. . . . .  | <b>1b</b> | 51,178    |
| <b>c</b> | Fair market value of all other assets (see instructions). . . . .  | <b>1c</b> | 0         |
| <b>d</b> | <b>Total</b> (add lines 1a, b, and c). . . . .   | <b>1d</b> | 1,371,792 |
| <b>e</b> | Reduction claimed for blockage or other factors reported on lines 1a and 1c (attach detailed explanation). . . . . | <b>1e</b> | 0         |
| <b>2</b> | Acquisition indebtedness applicable to line 1 assets. . . . .  | <b>2</b>  | 0         |
| <b>3</b> | Subtract line 2 from line 1d. . . . .  | <b>3</b>  | 1,371,792 |
| <b>4</b> | Cash deemed held for charitable activities Enter 1 1/2% of line 3 (for greater amount, see instructions). . . . .  | <b>4</b>  | 20,577    |
| <b>5</b> | <b>Net value of noncharitable-use assets.</b> Subtract line 4 from line 3 Enter here and on Part V, line 4         | <b>5</b>  | 1,351,215 |
| <b>6</b> | <b>Minimum investment return.</b> Enter 5% of line 5. . . . .  | <b>6</b>  | 67,561    |

**Part XI**

**Distributable Amount**  
(see instructions) (Section 4942(j)(3) and (j)(5) private operating foundations and certain foreign organizations check here ☒ and do not complete this part.)

|           |  |           |        |
|-----------|--|-----------|--------|
| <b>1</b>  | Minimum investment return from Part X, line 6. . . . .   | <b>1</b>  | 67,561 |
| <b>2a</b> | Tax on investment income for 2015 from Part VI, line 5. . . . .  | <b>2a</b> | 110    |
| <b>b</b>  | Income tax for 2015 (This does not include the tax from Part VI ). . . . .                                       | <b>2b</b> |        |
| <b>c</b>  | Add lines 2a and 2b. . . . .   | <b>2c</b> | 110    |
| <b>3</b>  | Distributable amount before adjustments Subtract line 2c from line 1. . . . .                                    | <b>3</b>  | 67,451 |
| <b>4</b>  | Recoveries of amounts treated as qualifying distributions. . . . .   | <b>4</b>  | 0      |
| <b>5</b>  | Add lines 3 and 4. . . . .   | <b>5</b>  | 67,451 |
| <b>6</b>  | Deduction from distributable amount (see instructions). . . . .  | <b>6</b>  | 0      |
| <b>7</b>  | <b>Distributable amount</b> as adjusted Subtract line 6 from line 5 Enter here and on Part XIII, line 1. . . . . | <b>7</b>  | 67,451 |

**Part XII**

**Qualifying Distributions** (see instructions)

|   |  |           |        |
|---|--|-----------|--------|
| <b>1</b>  | Amounts paid (including administrative expenses) to accomplish charitable, etc , purposes  |           |        |
| <b>a</b>  | Expenses, contributions, gifts, etc —total from Part I, column (d), line 26. . . . .   | <b>1a</b> | 67,961 |
| <b>b</b>  | Program-related investments—total from Part IX-B. . . . .  | <b>1b</b> | 0      |
| <b>2</b>  | Amounts paid to acquire assets used (or held for use) directly in carrying out charitable, etc , purposes. . . . .   | <b>2</b>  | 0      |
| <b>3</b>  | Amounts set aside for specific charitable projects that satisfy the  |           |        |
| <b>a</b>  | Suitability test (prior IRS approval required). . . . .  | <b>3a</b> | 0      |
| <b>b</b>  | Cash distribution test (attach the required schedule). . . . .   | <b>3b</b> | 0      |
| <b>4</b>  | <b>Qualifying distributions.</b> Add lines 1a through 3b Enter here and on Part V, line 8, and Part XIII, line 4   | <b>4</b>  | 67,961 |
| <b>5</b>  | Foundations that qualify under section 4940(e) for the reduced rate of tax on net investment income Enter 1% of Part I, line 27b (see instructions). . . . . | <b>5</b>  | 110    |
| <b>6</b>  | <b>Adjusted qualifying distributions.</b> Subtract line 5 from line 4. . . . .   | <b>6</b>  | 67,851 |
| <b>Note:</b> The amount on line 6 will be used in Part V, column (b), in subsequent years when calculating whether the foundation qualifies for the section 4940(e) reduction of tax in those years |  |           |        |

Part XIII

Undistributed Income (see instructions)

|   | (a)<br>Corpus | (b)<br>Years prior to 2014 | (c)<br>2014 | (d)<br>2015 |
|---|---------------|----------------------------|-------------|-------------|
| 1 Distributable amount for 2015 from Part XI, line 7  |               |                            |             | 67,451      |
| 2 Undistributed income, if any, as of the end of 2015   |               |                            |             |             |
| a Enter amount for 2014 only. . . . .   |               |                            | 63,280      |             |
| b Total for prior years 2013 , 20__ , 20__  |               | 0                          |             |             |
| 3 Excess distributions carryover, if any, to 2015   |               |                            |             |             |
| a From 2010. . . . .  | 0             |                            |             |             |
| b From 2011. . . . .  | 0             |                            |             |             |
| c From 2012. . . . .  | 0             |                            |             |             |
| d From 2013. . . . .  | 0             |                            |             |             |
| e From 2014. . . . .  | 0             |                            |             |             |
| f Total of lines 3a through e. . . . .  | 0             |                            |             |             |
| 4 Qualifying distributions for 2015 from Part XII, line 4 ▶ \$ 67,961   |               |                            |             |             |
| a Applied to 2014, but not more than line 2a  |               |                            | 63,280      |             |
| b Applied to undistributed income of prior years (Election required—see instructions). . . . .  |               | 0                          |             |             |
| c Treated as distributions out of corpus (Election required—see instructions). . . . .  | 0             |                            |             |             |
| d Applied to 2015 distributable amount. . . . .   |               |                            |             | 4,681       |
| e Remaining amount distributed out of corpus  | 0             |                            |             |             |
| 5 Excess distributions carryover applied to 2015<br>(If an amount appears in column (d), the same amount must be shown in column (a).)  | 0             |                            |             | 0           |
| 6 Enter the net total of each column as indicated below:  |               |                            |             |             |
| a Corpus Add lines 3f, 4c, and 4e Subtract line 5   | 0             |                            |             |             |
| b Prior years' undistributed income Subtract line 4b from line 2b . . . . .   |               | 0                          |             |             |
| c Enter the amount of prior years' undistributed income for which a notice of deficiency has been issued, or on which the section 4942(a) tax has been previously assessed. . . . . |               | 0                          |             |             |
| d Subtract line 6c from line 6b Taxable amount—see instructions . . . . .   |               | 0                          |             |             |
| e Undistributed income for 2014 Subtract line 4a from line 2a Taxable amount—see instructions . . . . .   |               |                            | 0           |             |
| f Undistributed income for 2016 Subtract lines 4d and 5 from line 1 This amount must be distributed in 2015 . . . . .   |               |                            |             | 62,770      |
| 7 Amounts treated as distributions out of corpus to satisfy requirements imposed by section 170(b)(1)(F) or 4942(g)(3) (Election may be required - see instructions). . . . .       | 0             |                            |             |             |
| 8 Excess distributions carryover from 2010 not applied on line 5 or line 7 (see instructions). . .  | 0             |                            |             |             |
| 9 Excess distributions carryover to 2016.<br>Subtract lines 7 and 8 from line 6a . . . . .  | 0             |                            |             |             |
| 10 Analysis of line 9   |               |                            |             |             |
| a Excess from 2011. . . . .   | 0             |                            |             |             |
| b Excess from 2012. . . . .   | 0             |                            |             |             |
| c Excess from 2013. . . . .   | 0             |                            |             |             |
| d Excess from 2014. . . . .   | 0             |                            |             |             |
| e Excess from 2015. . . . .   | 0             |                            |             |             |

## Part XIV

**1a** If the foundation has received a ruling or determination letter that it is a private operating foundation, and the ruling is effective for 2015, enter the date of the ruling. . . . ▶

Check box to indicate whether the organization is a private operating foundation described in section 4942(j)(3) or 4942(j)(5)

**2a** Enter the lesser of the adjusted net income from Part I or the minimum investment return from Part X for each year listed . . . . .

• 85% of line 2a . . . . .

Qualifying distributions from Part XII,  
line 4 for each year listed . . . . .

Amounts included in line 2c not used  
directly for active conduct of exempt  
activities . . . . .

e. Qualifying distributions made directly  
for active conduct of exempt activities  
Subtract line 2d from line 2c . . . .

**3** Complete 3a, b, or c for the alternative test relied upon

"Assets" alternative test—enter

**(1)** Value of all assets . . . . .

**(2)** Value of assets qualifying  
under section 4942(j)(3)(B)(i)

• "Endowment" alternative test— enter 2/3 of minimum investment return shown in Part X, line 6 for each year listed. . .

**(1)** Total support other than gross investment income (interest, dividends, rents, payments on securities loans (section 512(a)(5)), or royalties) . . . .

(2) Support from general public and 5 or more exempt organizations as provided in section 4942(j)(3)(B)(iii). . . .

**(3)** Largest amount of support from an exempt organization

**(4) Gross investment income**

[illegible]

**Part XV** **Supplementary Information (Complete this part only if the organization had \$5,000 or more in assets at any time during the year—see instructions.)**

## 1 Information Regarding Foundation Managers:

• List any managers of the foundation who have contributed more than 2% of the total contributions received by the foundation before the close of any tax year (but only if they have contributed more than \$5,000) (See section 507(d)(2) )

• List any managers of the foundation who own 10% or more of the stock of a corporation (or an equally large portion of the ownership of a partnership or other entity) of which the foundation has a 10% or greater interest

**2 Information Regarding Contribution, Grant, Gift, Loan, Scholarship, etc., Programs:**

Check here ☒ if the foundation only makes contributions to preselected charitable organizations and does not accept unsolicited requests for funds. If the foundation makes gifts, grants, etc. (see instructions) to individuals or organizations under other conditions, complete items 2a, b, c, and d.

**a** The name, address, and telephone number or email address of the person to whom applications should be addressed

**b** The form in which applications should be submitted and information and materials they should include

**c** Any submission deadlines

**d** Any restrictions or limitations on awards, such as by geographical areas, charitable fields, kinds of institutions, or other factors

Part XV

Supplementary Information(continued)

3 Grants and Contributions Paid During the Year or Approved for Future Payment

| Recipient   | If recipient is an individual, show any relationship to any foundation manager or substantial contributor | Foundation status of recipient | Purpose of grant or contribution | Amount |
|---|---|--------------------------------|----------------------------------|--------|
| Name and address (home or business)   |   |                                |                                  |        |
| a Paid during the year  |   |                                |                                  |        |
| ANIMAL CARE FUND INC<br>ATTN ROBERT REDMAN<br>P O BOX A<br>EAST SMITHFIELD,PA 18817 | NONE  | PC                             | GENERAL SUPPORT                  | 15,500 |
| HUNTERDON CNTY DISTRICT<br>576 STAMETS ROAD<br>MILFORD,NJ 08848                     | NONE  | PC                             | GENERAL SUPPORT                  | 15,500 |
| P E T A<br>CO Tim Enstice<br>501 FRONT ST<br>NORFOLK,VA 23510                       | NONE  | PC                             | GENERAL SUPPORT                  | 15,500 |
| ANIMAL LEGAL DEFENSE FUND<br>170 E COTATI AVENUE<br>COTATI,CA 94931                 | NONE  | PC                             | GENERAL SUPPORT                  | 15,500 |
| Total . . . . .   |   |                                | ▶ 3a                             | 62,000 |
| b Approved for future payment   |   |                                |                                  |        |
| Total . . . . .   |   |                                | ▶ 3b                             |        |

Enter gross amounts unless otherwise indicated

## Part XVI-B Relationship of Activities to the Accomplishment of Exempt Purposes

Form **990-PF** (2015)



Form 990PF Part IV - Capital Gains and Losses for Tax on Investment Income - Columns a - d

| List and describe the kind(s) of property sold (e g , real estate,<br>(a) 2-story brick warehouse, or common stock, 200 shs MLC Co ) | (b)<br>How acquired<br>P—Purchase<br>D—Donation | (c)<br>Date acquired<br>(mo , day, yr ) | (d)<br>Date sold<br>(mo , day, yr ) |
|--|---|---|-------------------------------------|
| 500 631 AQR MANAGED FUTURES STR-I #15213   |   | 2015-01-27                              | 2015-10-27                          |
| 70 682 AQR MANAGED FUTURES STR-I #15213  |   | 2015-07-29                              | 2015-10-27                          |
| 783 551 AQR MANAGED FUTURES STR-I #15213   |   | 2014-10-20                              | 2015-10-27                          |
| 45 APACHE CORP   |   | 2014-02-25                              | 2015-07-30                          |
| 25 APACHE CORP   |   | 2015-01-27                              | 2015-07-30                          |
| 15 APPLE INC   |   | 2015-09-01                              | 2015-11-10                          |
| 10 APPLE INC   |   | 2015-04-23                              | 2015-11-10                          |
| 328 074 ARTISAN INTERNATIONAL FD INS #662  |   | 2014-07-10                              | 2015-07-24                          |
| 68 615 ARTISAN INTERNATIONAL FD INS #662   |   | 2015-01-27                              | 2015-07-24                          |
| 132 311 ARTISAN INTERNATIONAL FD INS #662  |   | 2014-10-20                              | 2015-07-24                          |

Form 990PF Part IV - Capital Gains and Losses for Tax on Investment Income - Columns e - h

| (e) Gross sales price | (f) Depreciation allowed<br>(or allowable) | (g) Cost or other basis<br>plus expense of sale | (h) Gain or (loss)<br>(e) plus (f) minus (g) |
|-----------------------|--|---|--|
| 5,527                 |  | 5,552   | -25  |
| 780                   |  | 757   | 23   |
| 8,650                 |  | 8,180   | 470  |
| 2,089                 |  | 3,729   | -1,640                                       |
| 1,161                 |  | 1,622   | -461   |
| 1,749                 |  | 1,630   | 119  |
| 1,166                 |  | 1,205   | -39  |
| 10,285                |  | 9,262   | 1,023  |
| 2,151                 |  | 2,136   | 15   |
| 4,148                 |  | 3,859   | 289  |

Form 990PF Part IV - Capital Gains and Losses for Tax on Investment Income - Columns i - l

| Complete only for assets showing gain in column (h) and owned by the foundation on 12/31/69 |                                      |   | (l) Gains (Col (h) gain minus<br>col (k), but not less than -0-) or<br>Losses (from col (h)) |
|---|--------------------------------------|---|--|
| (i) F M V as of 12/31/69  | (j) Adjusted basis<br>as of 12/31/69 | (k) Excess of col (i)<br>over col (j), if any |  |
|   |                                      |   | -25  |
|   |                                      |   | 23   |
|   |                                      |   | 470  |
|   |                                      |   | -1,640   |
|   |                                      |   | -461   |
|   |                                      |   | 119  |
|   |                                      |   | -39  |
|   |                                      |   | 1,023  |
|   |                                      |   | 15   |
|   |                                      |   | 289  |

Form 990PF Part IV - Capital Gains and Losses for Tax on Investment Income - Columns a - d

| List and describe the kind(s) of property sold (e g , real estate,<br>(a) 2-story brick warehouse, or common stock, 200 shs MLC Co ) | (b)<br>How acquired<br>P—Purchase<br>D—Donation | Date acquired<br>(c) (mo , day, yr ) | (d)<br>Date sold<br>(mo , day, yr ) |
|--|---|--------------------------------------|-------------------------------------|
| 8 ARTISAN MID CAP FUND-INS #1333   |   | 2014-07-10                           | 2015-01-23                          |
| 10 BAXTER INTL INC   |   | 2015-01-27                           | 2015-06-18                          |
| 65 BAXTER INTL INC   |   | 2014-02-25                           | 2015-06-18                          |
| 10 CME GROUP INC   |   | 2015-09-01                           | 2015-11-10                          |
| 25 CITIGROUP INC   |   | 2014-06-10                           | 2015-07-24                          |
| 10 CITIGROUP INC   |   | 2014-07-14                           | 2015-11-10                          |
| 4400 CREDIT SUISSE COMM RET ST-I #2156   |   | 2014-01-23                           | 2015-07-24                          |
| 5 DIAGEO PLC - ADR   |   | 2014-02-25                           | 2015-11-10                          |
| 5 WALT DISNEY CO   |   | 2015-09-01                           | 2015-11-10                          |
| 5 WALT DISNEY CO   |   | 2015-04-23                           | 2015-11-10                          |

Form 990PF Part IV - Capital Gains and Losses for Tax on Investment Income - Columns e - h

| (e) Gross sales price | (f) Depreciation allowed<br>(or allowable) | (g) Cost or other basis<br>plus expense of sale | (h) Gain or (loss)<br>(e) plus (f) minus (g) |
|-----------------------|--|---|--|
| 382                   |  | 402   | -20  |
| 693                   |  | 708   | -15  |
| 4,503                 |  | 4,467   | 36   |
| 976                   |  | 915   | 61   |
| 1,461                 |  | 1,234   | 227  |
| 560                   |  | 486   | 74   |
| 23,496                |  | 35,263  | -11,767                                      |
| 568                   |  | 632   | -64  |
| 585                   |  | 500   | 85   |
| 585                   |  | 547   | 38   |

Form 990PF Part IV - Capital Gains and Losses for Tax on Investment Income - Columns i - l

| Complete only for assets showing gain in column (h) and owned by the foundation on 12/31/69 |                                      |   | (l) Gains (Col (h) gain minus<br>col (k), but not less than -0-) or<br>Losses (from col (h)) |
|---|--------------------------------------|---|--|
| (i) F M V as of 12/31/69  | (j) Adjusted basis<br>as of 12/31/69 | (k) Excess of col (i)<br>over col (j), if any |  |
|   |                                      |   | -20  |
|   |                                      |   | -15  |
|   |                                      |   | 36   |
|   |                                      |   | 61   |
|   |                                      |   | 227  |
|   |                                      |   | 74   |
|   |                                      |   | -11,767  |
|   |                                      |   | -64  |
|   |                                      |   | 85   |
|   |                                      |   | 38   |



Form 990PF Part IV - Capital Gains and Losses for Tax on Investment Income - Columns a - d

| List and describe the kind(s) of property sold (e g , real estate,<br>(a) 2-story brick warehouse, or common stock, 200 shs MLC Co ) | (b)<br>How acquired<br>P—Purchase<br>D—Donation | Date acquired<br>(c) (mo , day, yr ) | (d)<br>Date sold<br>(mo , day, yr ) |
|--|---|--------------------------------------|-------------------------------------|
| 162 232 DODGE & COX INT'L STOCK FD #1048   |   | 2015-01-27                           | 2015-07-24                          |
| 132 115 DODGE & COX INT'L STOCK FD #1048   |   | 2014-07-10                           | 2015-07-24                          |
| 80 653 DODGE & COX INT'L STOCK FD #1048  |   | 2014-10-20                           | 2015-07-24                          |
| 239 DODGE & COX INCOME FD COM #147   |   | 2015-01-27                           | 2015-11-10                          |
| 435 DREYFUS EMG MKT DEBT LOC C-I #6083   |   | 2010-12-28                           | 2015-07-24                          |
| 1147 28543 DREYFUS EMG MKT DEBT LOC C-I #6083  |   | 2013-07-12                           | 2015-11-20                          |
| 76 71457 DREYFUS EMG MKT DEBT LOC C-I #6083  |   | 2010-12-28                           | 2015-11-20                          |
| 250 522 DREYFUS EMG MKT DEBT LOC C-I #6083   |   | 2015-01-27                           | 2015-12-04                          |
| 975 448 DREYFUS EMG MKT DEBT LOC C-I #6083   |   | 2014-10-20                           | 2015-12-04                          |
| 801 DREYFUS INTERNATL BOND FD CL I #6094   |   | 2014-05-05                           | 2015-06-15                          |

Form 990PF Part IV - Capital Gains and Losses for Tax on Investment Income - Columns e - h

| (e) Gross sales price | (f) Depreciation allowed<br>(or allowable) | (g) Cost or other basis<br>plus expense of sale | (h) Gain or (loss)<br>(e) plus (f) minus (g) |
|-----------------------|--|---|--|
| 6,978                 |  | 6,963   | 15   |
| 5,682                 |  | 5,979   | -297   |
| 3,469                 |  | 3,456   | 13   |
| 3,219                 |  | 3,322   | -103   |
| 5,011                 |  | 6,203   | -1,192                                       |
| 12,517                |  | 16,171  | -3,654                                       |
| 837                   |  | 1,094   | -257   |
| 2,687                 |  | 3,119   | -432   |
| 10,463                |  | 13,530  | -3,067                                       |
| 12,600                |  | 13,649  | -1,049                                       |

Form 990PF Part IV - Capital Gains and Losses for Tax on Investment Income - Columns i - l

| Complete only for assets showing gain in column (h) and owned by the foundation on 12/31/69 |                                      |   | (l) Gains (Col (h) gain minus<br>col (k), but not less than -0-) or<br>Losses (from col (h)) |
|---|--------------------------------------|---|--|
| (i) F M V as of 12/31/69  | (j) Adjusted basis<br>as of 12/31/69 | (k) Excess of col (i)<br>over col (j), if any |  |
|   |                                      |   | 15   |
|   |                                      |   | -297   |
|   |                                      |   | 13   |
|   |                                      |   | -103   |
|   |                                      |   | -1,192   |
|   |                                      |   | -3,654   |
|   |                                      |   | -257   |
|   |                                      |   | -432   |
|   |                                      |   | -3,067   |
|   |                                      |   | -1,049   |

Form 990PF Part IV - Capital Gains and Losses for Tax on Investment Income - Columns a - d

| List and describe the kind(s) of property sold (e g , real estate,<br>(a) 2-story brick warehouse, or common stock, 200 shs MLC Co ) | (b)<br>How acquired<br>P—Purchase<br>D—Donation | Date acquired<br>(c) (mo , day, yr ) | (d)<br>Date sold<br>(mo , day, yr ) |
|--|---|--------------------------------------|-------------------------------------|
| 46 078 DREYFUS INTERNATL BOND FD CL I #6094  |   | 2015-01-27                           | 2015-07-24                          |
| 1069 535 DREYFUS INTERNATL BOND FD CL I #6094  |   | 2014-05-05                           | 2015-07-24                          |
| 1349 DRIEHAUS ACTIVE INCOME FUND   |   | 2013-10-11                           | 2015-01-23                          |
| 11 1 DRIEHAUS ACTIVE INCOME FUND   |   | 2015-07-29                           | 2015-10-27                          |
| 1330 146 DRIEHAUS ACTIVE INCOME FUND   |   | 2012-08-10                           | 2015-10-27                          |
| 155 E M C CORP MASS  |   | 2014-06-25                           | 2015-10-23                          |
| 25 E M C CORP MASS   |   | 2015-01-27                           | 2015-10-23                          |
| 63 FID ADV EMER MKTS INC- CL I #607  |   | 2014-05-05                           | 2015-11-10                          |
| 55 JP MORGAN MID CAP VALUE-I #758  |   | 2014-07-10                           | 2015-01-23                          |
| 20 JP MORGAN MID CAP VALUE-I #758  |   | 2015-07-29                           | 2015-11-10                          |

Form 990PF Part IV - Capital Gains and Losses for Tax on Investment Income - Columns e - h

| (e) Gross sales price | (f) Depreciation allowed<br>(or allowable) | (g) Cost or other basis<br>plus expense of sale | (h) Gain or (loss)<br>(e) plus (f) minus (g) |
|-----------------------|--|---|--|
| 721                   |  | 752   | -31  |
| 16,728                |  | 18,225  | -1,497                                       |
| 14,057                |  | 14,298  | -241   |
| 113                   |  | 115   | -2   |
| 13,541                |  | 13,847  | -306   |
| 4,043                 |  | 4,010   | 33   |
| 652                   |  | 691   | -39  |
| 810                   |  | 865   | -55  |
| 2,038                 |  | 2,079   | -41  |
| 738                   |  | 762   | -24  |

Form 990PF Part IV - Capital Gains and Losses for Tax on Investment Income - Columns i - l

| Complete only for assets showing gain in column (h) and owned by the foundation on 12/31/69 |                                      |   | (l) Gains (Col (h) gain minus<br>col (k), but not less than -0-) or<br>Losses (from col (h)) |
|---|--------------------------------------|---|--|
| (i) F M V as of 12/31/69  | (j) Adjusted basis<br>as of 12/31/69 | (k) Excess of col (i)<br>over col (j), if any |  |
|   |                                      |   | -31  |
|   |                                      |   | -1,497   |
|   |                                      |   | -241   |
|   |                                      |   | -2   |
|   |                                      |   | -306   |
|   |                                      |   | 33   |
|   |                                      |   | -39  |
|   |                                      |   | -55  |
|   |                                      |   | -41  |
|   |                                      |   | -24  |

Form 990PF Part IV - Capital Gains and Losses for Tax on Investment Income - Columns a - d

| List and describe the kind(s) of property sold (e g , real estate,<br>(a) 2-story brick warehouse, or common stock, 200 shs MLC Co ) | (b)<br>How acquired<br>P—Purchase<br>D—Donation | (c)<br>Date acquired<br>(mo , day, yr ) | (d)<br>Date sold<br>(mo , day, yr ) |
|--|---|---|-------------------------------------|
| 5 GILEAD SCIENCES INC  |   | 2015-09-01                              | 2015-11-10                          |
| 6 GOOGLE INC   |   | 2014-02-25                              | 2015-04-23                          |
| 033 GOOGLE INC-CL C  |   | 2014-02-25                              | 2015-05-06                          |
| 15 INTERNATIONAL BUSINESS MACHS CORP   |   | 2014-02-25                              | 2015-08-10                          |
| 20 JPMORGAN CHASE & CO   |   | 2014-02-25                              | 2015-07-24                          |
| 30 JPMORGAN CHASE & CO   |   | 2014-02-25                              | 2015-11-10                          |
| 267 JPMORGAN HIGH YIELD FUND SS #3580  |   | 2014-07-10                              | 2015-01-23                          |
| 303 07858 JPMORGAN HIGH YIELD FUND SS #3580  |   | 2014-01-23                              | 2015-08-28                          |
| 2531 92142 JPMORGAN HIGH YIELD FUND SS #3580   |   | 2014-02-24                              | 2015-08-28                          |
| 50 KALMAR GR W/ VAL SM CAP-INS #4  |   | 2014-05-05                              | 2015-01-23                          |

Form 990PF Part IV - Capital Gains and Losses for Tax on Investment Income - Columns e - h

| (e) Gross sales price | (f) Depreciation allowed<br>(or allowable) | (g) Cost or other basis<br>plus expense of sale | (h) Gain or (loss)<br>(e) plus (f) minus (g) |
|-----------------------|--|---|--|
| 545                   |  | 510   | 35   |
| 3,351                 |  | 3,660   | -309   |
| 18                    |  | 20  | -2   |
| 2,352                 |  | 2,750   | -398   |
| 1,377                 |  | 1,142   | 235  |
| 2,031                 |  | 1,713   | 318  |
| 2,035                 |  | 2,170   | -135   |
| 2,219                 |  | 2,446   | -227   |
| 18,534                |  | 20,449  | -1,915                                       |
| 968                   |  | 1,050   | -82  |

Form 990PF Part IV - Capital Gains and Losses for Tax on Investment Income - Columns i - l

| Complete only for assets showing gain in column (h) and owned by the foundation on 12/31/69 |                                      |   | (l) Gains (Col (h) gain minus<br>col (k), but not less than -0-) or<br>Losses (from col (h)) |
|---|--------------------------------------|---|--|
| (i) F M V as of 12/31/69  | (j) Adjusted basis<br>as of 12/31/69 | (k) Excess of col (i)<br>over col (j), if any |  |
|   |                                      |   | 35   |
|   |                                      |   | -309   |
|   |                                      |   | -2   |
|   |                                      |   | -398   |
|   |                                      |   | 235  |
|   |                                      |   | 318  |
|   |                                      |   | -135   |
|   |                                      |   | -227   |
|   |                                      |   | -1,915   |
|   |                                      |   | -82  |

Form 990PF Part IV - Capital Gains and Losses for Tax on Investment Income - Columns a - d

| List and describe the kind(s) of property sold (e g , real estate,<br>(a) 2-story brick warehouse, or common stock, 200 shs MLC Co ) | (b)<br>How acquired<br>P—Purchase<br>D—Donation | Date acquired<br>(c) (mo , day, yr ) | (d)<br>Date sold<br>(mo , day, yr ) |
|--|---|--------------------------------------|-------------------------------------|
| 1220 777 KALMAR GR W/ VAL SM CAP-INS #4  |   | 2014-05-05                           | 2015-07-24                          |
| 163 276 KALMAR GR W/ VAL SM CAP-INS #4   |   | 2014-10-20                           | 2015-07-24                          |
| 441 MERGER FUND-INST #301  |   | 2011-02-24                           | 2015-01-23                          |
| 176 MERGER FUND-INST #301  |   | 2011-02-24                           | 2015-10-27                          |
| 337 MET WEST TOTAL RETURN BOND CL I #512   |   | 2015-01-27                           | 2015-11-10                          |
| 10 MICROSOFT CORP  |   | 2015-01-27                           | 2015-07-24                          |
| 40 MONSTER BEVERAGE CORP   |   | 2014-02-25                           | 2015-01-12                          |
| 55 NATIONAL OILWELL INC COM  |   | 2014-06-10                           | 2015-07-13                          |
| 20 NATIONAL OILWELL INC COM  |   | 2015-01-27                           | 2015-07-13                          |
| 30 NATIONAL OILWELL INC COM  |   | 2014-11-24                           | 2015-07-13                          |

Form 990PF Part IV - Capital Gains and Losses for Tax on Investment Income - Columns e - h

| (e) Gross sales price | (f) Depreciation allowed<br>(or allowable) | (g) Cost or other basis<br>plus expense of sale | (h) Gain or (loss)<br>(e) plus (f) minus (g) |
|-----------------------|--|---|--|
| 24,147                |  | 21,245  | 2,902  |
| 3,230                 |  | 3,130   | 100  |
| 6,866                 |  | 7,025   | -159   |
| 2,721                 |  | 2,804   | -83  |
| 3,623                 |  | 3,717   | -94  |
| 459                   |  | 430   | 29   |
| 4,564                 |  | 2,857   | 1,707  |
| 2,511                 |  | 3,754   | -1,243                                       |
| 913                   |  | 1,154   | -241   |
| 1,370                 |  | 2,309   | -939   |

Form 990PF Part IV - Capital Gains and Losses for Tax on Investment Income - Columns i - l

| Complete only for assets showing gain in column (h) and owned by the foundation on 12/31/69 |                                      |   | (l) Gains (Col (h) gain minus<br>col (k), but not less than -0-) or<br>Losses (from col (h)) |
|---|--------------------------------------|---|--|
| (i) F M V as of 12/31/69  | (j) Adjusted basis<br>as of 12/31/69 | (k) Excess of col (i)<br>over col (j), if any |  |
|   |                                      |   | 2,902  |
|   |                                      |   | 100  |
|   |                                      |   | -159   |
|   |                                      |   | -83  |
|   |                                      |   | -94  |
|   |                                      |   | 29   |
|   |                                      |   | 1,707  |
|   |                                      |   | -1,243   |
|   |                                      |   | -241   |
|   |                                      |   | -939   |

Form 990PF Part IV - Capital Gains and Losses for Tax on Investment Income - Columns a - d

| List and describe the kind(s) of property sold (e g , real estate,<br>(a) 2-story brick warehouse, or common stock, 200 shs MLC Co ) | (b)<br>How acquired<br>P—Purchase<br>D—Donation | (c)<br>Date acquired<br>(mo , day, yr ) | (d)<br>Date sold<br>(mo , day, yr ) |
|--|---|---|-------------------------------------|
| 146 ASG GLOBAL ALTERNATIVES-Y #1993  |   | 2013-07-12                              | 2015-01-23                          |
| 11 ASG GLOBAL ALTERNATIVES-Y #1993   |   | 2013-07-12                              | 2015-07-24                          |
| 372 ASG GLOBAL ALTERNATIVES-Y #1993  |   | 2013-07-12                              | 2015-10-27                          |
| 10 NESTLE S A REGISTERED SHARES - ADR  |   | 2014-02-25                              | 2015-11-10                          |
| 145 NEUBERGER BERMAN LONG SH-INS #1830   |   | 2014-07-10                              | 2015-01-23                          |
| 79 NEUBERGER BERMAN LONG SH-INS #1830  |   | 2014-07-10                              | 2015-07-24                          |
| 45 NEUBERGER BERMAN LONG SH-INS #1830  |   | 2014-07-10                              | 2015-11-10                          |
| 756 OPPENHEIMER DEVELOPING MKT-I #799  |   | 2014-10-20                              | 2015-11-10                          |
| 1152 036 PIMCO FOREIGN BD FD USD H-INST #103   |   | 2011-08-12                              | 2015-06-15                          |
| 19 964 PIMCO FOREIGN BD FD USD H-INST #103   |   | 2015-01-27                              | 2015-06-15                          |

Form 990PF Part IV - Capital Gains and Losses for Tax on Investment Income - Columns e - h

| (e) Gross sales price | (f) Depreciation allowed<br>(or allowable) | (g) Cost or other basis<br>plus expense of sale | (h) Gain or (loss)<br>(e) plus (f) minus (g) |
|-----------------------|--|---|--|
| 1,679                 |  | 1,679   |  |
| 125                   |  | 127   | -2   |
| 4,018                 |  | 4,278   | -260   |
| 740                   |  | 751   | -11  |
| 1,871                 |  | 1,882   | -11  |
| 1,025                 |  | 1,025   |  |
| 571                   |  | 584   | -13  |
| 23,678                |  | 27,347  | -3,669                                       |
| 12,085                |  | 12,212  | -127   |
| 209                   |  | 219   | -10  |

Form 990PF Part IV - Capital Gains and Losses for Tax on Investment Income - Columns i - l

| Complete only for assets showing gain in column (h) and owned by the foundation on 12/31/69 |                                      |   | (l) Gains (Col (h) gain minus<br>col (k), but not less than -0-) or<br>Losses (from col (h)) |
|---|--------------------------------------|---|--|
| (i) F M V as of 12/31/69  | (j) Adjusted basis<br>as of 12/31/69 | (k) Excess of col (i)<br>over col (j), if any |  |
|   |                                      |   |  |
|   |                                      |   | -2   |
|   |                                      |   | -260   |
|   |                                      |   | -11  |
|   |                                      |   | -11  |
|   |                                      |   |  |
|   |                                      |   | -13  |
|   |                                      |   | -3,669   |
|   |                                      |   | -127   |
|   |                                      |   | -10  |

Form 990PF Part IV - Capital Gains and Losses for Tax on Investment Income - Columns a - d

| List and describe the kind(s) of property sold (e g , real estate,<br>(a) 2-story brick warehouse, or common stock, 200 shs MLC Co ) | How acquired<br>P—Purchase<br>(b) D—Donation | Date acquired<br>(c) (mo , day, yr ) | (d)<br>Date sold<br>(mo , day, yr ) |
|--|--|--------------------------------------|-------------------------------------|
| 1679 42 PIMCO FOREIGN BD FD USD H-INST #103  |  | 2014-01-23                           | 2015-07-24                          |
| 33 PRINCIPAL GL MULT STRAT-INST #4684  |  | 2014-08-14                           | 2015-01-23                          |
| 17 PRINCIPAL GL MULT STRAT-INST #4684  |  | 2014-08-14                           | 2015-07-24                          |
| 1242 597 PRINCIPAL GL MULT STRAT-INST #4684  |  | 2014-08-14                           | 2015-10-27                          |
| 4391 T ROWE PRICE SHORT TERM BD FD #55   |  | 2013-07-12                           | 2015-01-23                          |
| 4841 T ROWE PRICE SHORT TERM BD FD #55   |  | 2014-01-23                           | 2015-07-24                          |
| 240 T ROWE PRICE SHORT TERM BD FD #55  |  | 2014-01-23                           | 2015-11-10                          |
| 15 T ROWE PRICE INST FLOAT RATE #170   |  | 2014-01-23                           | 2015-01-23                          |
| 183 T ROWE PRICE INST FLOAT RATE #170  |  | 2014-01-23                           | 2015-07-24                          |
| 812 T ROWE PRICE INST FLOAT RATE #170  |  | 2014-01-23                           | 2015-08-28                          |

Form 990PF Part IV - Capital Gains and Losses for Tax on Investment Income - Columns e - h

| (e) Gross sales price | Depreciation allowed<br>(f) (or allowable) | Cost or other basis<br>(g) plus expense of sale | Gain or (loss)<br>(h) (e) plus (f) minus (g) |
|-----------------------|--|---|--|
| 17,903                |  | 17,791  | 112  |
| 366                   |  | 364   | 2  |
| 190                   |  | 188   | 2  |
| 13,669                |  | 13,706  | -37  |
| 20,945                |  | 21,108  | -163   |
| 22,995                |  | 23,188  | -193   |
| 1,135                 |  | 1,150   | -15  |
| 150                   |  | 155   | -5   |
| 1,856                 |  | 1,889   | -33  |
| 8,144                 |  | 8,380   | -236   |

Form 990PF Part IV - Capital Gains and Losses for Tax on Investment Income - Columns i - l

| Complete only for assets showing gain in column (h) and owned by the foundation on 12/31/69 |                                      |   | Gains (Col (h) gain minus<br>col (k), but not less than -0-) or<br>(l) Losses (from col (h)) |
|---|--------------------------------------|---|--|
| (i) F M V as of 12/31/69  | Adjusted basis<br>(j) as of 12/31/69 | Excess of col (i)<br>(k) over col (j), if any |  |
|   |                                      |   | 112  |
|   |                                      |   | 2  |
|   |                                      |   | 2  |
|   |                                      |   | -37  |
|   |                                      |   | -163   |
|   |                                      |   | -193   |
|   |                                      |   | -15  |
|   |                                      |   | -5   |
|   |                                      |   | -33  |
|   |                                      |   | -236   |

Form 990PF Part IV - Capital Gains and Losses for Tax on Investment Income - Columns a - d

| List and describe the kind(s) of property sold (e g , real estate,<br>(a) 2-story brick warehouse, or common stock, 200 shs MLC Co ) | (b)<br>How acquired<br>P—Purchase<br>D—Donation | (c)<br>Date acquired<br>(mo , day, yr ) | (d)<br>Date sold<br>(mo , day, yr ) |
|--|---|---|-------------------------------------|
| 101 SPDR DJ WILSHIRE INTERNATIONAL REAL  |   | 2014-01-21                              | 2015-01-23                          |
| 21 STRATTON SM-CAP VALUE FD #37  |   | 2014-07-10                              | 2015-01-23                          |
| 8 STRATTON SM-CAP VALUE FD #37   |   | 2014-07-10                              | 2015-11-10                          |
| 20 TARGET CORP   |   | 2014-06-25                              | 2015-07-24                          |
| 25 3M CO   |   | 2014-02-25                              | 2015-04-23                          |
| 115 US BANCORP   |   | 2014-02-25                              | 2015-05-27                          |
| 15 US BANCORP  |   | 2015-01-27                              | 2015-05-27                          |
| 25 UNITEDHEALTH GROUP INC  |   | 2014-02-25                              | 2015-02-27                          |
| 935 VANGUARD TOTAL BOND MARKET ETF   |   | 2014-10-01                              | 2015-01-23                          |
| 15 VANGUARD FTSE EMERGING MARKETS ETF  |   | 2015-01-23                              | 2015-07-24                          |

Form 990PF Part IV - Capital Gains and Losses for Tax on Investment Income - Columns e - h

| (e) Gross sales price | (f) Depreciation allowed<br>(or allowable) | (g) Cost or other basis<br>plus expense of sale | (h) Gain or (loss)<br>(e) plus (f) minus (g) |
|-----------------------|--|---|--|
| 4,430                 |  | 4,120   | 310  |
| 1,539                 |  | 1,623   | -84  |
| 595                   |  | 618   | -23  |
| 1,606                 |  | 1,154   | 452  |
| 4,015                 |  | 3,322   | 693  |
| 5,050                 |  | 4,708   | 342  |
| 659                   |  | 647   | 12   |
| 2,843                 |  | 1,882   | 961  |
| 78,222                |  | 76,778  | 1,444  |
| 576                   |  | 621   | -45  |

Form 990PF Part IV - Capital Gains and Losses for Tax on Investment Income - Columns i - l

| Complete only for assets showing gain in column (h) and owned by the foundation on 12/31/69 |                                      |   | (l) Gains (Col (h) gain minus<br>col (k), but not less than -0-) or<br>Losses (from col (h)) |
|---|--------------------------------------|---|--|
| (i) F M V as of 12/31/69  | (j) Adjusted basis<br>as of 12/31/69 | (k) Excess of col (i)<br>over col (j), if any |  |
|   |                                      |   | 310  |
|   |                                      |   | -84  |
|   |                                      |   | -23  |
|   |                                      |   | 452  |
|   |                                      |   | 693  |
|   |                                      |   | 342  |
|   |                                      |   | 12   |
|   |                                      |   | 961  |
|   |                                      |   | 1,444  |
|   |                                      |   | -45  |

Form 990PF Part IV - Capital Gains and Losses for Tax on Investment Income - Columns a - d

| List and describe the kind(s) of property sold (e g , real estate,<br>(a) 2-story brick warehouse, or common stock, 200 shs MLC Co ) | (b)<br>How acquired<br>P—Purchase<br>D—Donation | Date acquired<br>(c) (mo , day, yr ) | (d)<br>Date sold<br>(mo , day, yr ) |
|--|---|--------------------------------------|-------------------------------------|
| 553 VANGUARD FTSE EMERGING MARKETS ETF   |   | 2013-07-10                           | 2015-07-24                          |
| 99 VANGUARD REIT VIPER   |   | 2012-08-08                           | 2015-01-23                          |
| 41 VANGUARD REIT VIPER   |   | 2015-07-24                           | 2015-11-10                          |
| CAPITAL GAIN DIVIDENDS   | P   |                                      |                                     |

Form 990PF Part IV - Capital Gains and Losses for Tax on Investment Income - Columns e - h

| (e) Gross sales price | (f) Depreciation allowed<br>(or allowable) | (g) Cost or other basis<br>plus expense of sale | (h) Gain or (loss)<br>(e) plus (f) minus (g) |
|-----------------------|--|---|--|
| 21,229                |  | 22,036  | -807   |
| 8,731                 |  | 6,007   | 2,724  |
| 3,163                 |  | 3,198   | -35  |
|                       |  |   | 12,263                                       |

Form 990PF Part IV - Capital Gains and Losses for Tax on Investment Income - Columns i - l

| Complete only for assets showing gain in column (h) and owned by the foundation on 12/31/69 |                                      |   | (l) Gains (Col (h) gain minus<br>col (k), but not less than -0-) or<br>Losses (from col (h)) |
|---|--------------------------------------|---|--|
| (i) F M V as of 12/31/69  | (j) Adjusted basis<br>as of 12/31/69 | (k) Excess of col (i)<br>over col (j), if any |  |
|   |                                      |   | -807   |
|   |                                      |   | 2,724  |
|   |                                      |   | -35  |
|   |                                      |   |  |



TY 2015 Accounting Fees Schedule

**Name:** CRISP SMITH MILLER TRUST

**EIN:** 35-2337949

| Category                          | Amount | Net Investment<br>Income | Adjusted Net<br>Income | Disbursements for<br>Charitable<br>Purposes |
|-----------------------------------|--------|--------------------------|------------------------|---|
| TAX PREPARATION FEE<br>(NON-ALLOC | 1,000  |                          |                        | 1,000                                       |

TY 2015 Compensation Explanation

**Name:** CRISP SMITH MILLER TRUST

**EIN:** 35-2337949

| Person Name         | Explanation  |
|---------------------|--------------|
| WELLS FARGO BANK NA | TRUSTEE FEES |

**TY 2015 Investments Corporate Bonds Schedule****Name:** CRISP SMITH MILLER TRUST**EIN:** 35-2337949

| <b>Name of Bond</b>            | <b>End of Year Book Value</b> | <b>End of Year Fair Market Value</b> |
|--------------------------------|-------------------------------|--------------------------------------|
| 256210105 DODGE & COX INCOME F | 113,241                       | 113,536                              |
| 261980494 DREYFUS EMG MKT DEBT |                               |                                      |
| 693390882 PIMCO FOREIGN BD FD  |                               |                                      |
| 77957P105 T ROWE PRICE SHORT T | 37,866                        | 37,449                               |
| 262028855 DRIEHAUS ACTIVE INCO |                               |                                      |
| 315920702 FID ADV EMER MKTS IN | 54,322                        | 51,664                               |
| 261980668 DREYFUS INTERNATL BO |                               |                                      |
| 4812C0803 JPMORGAN HIGH YIELD  | 30,811                        | 27,558                               |
| 77958B402 T ROWE PRICE INST FL | 11,530                        | 10,949                               |
| 921937835 VANGUARD TOTAL BOND  |                               |                                      |
| 091936732 BLACKROCK GL L/S CRE | 33,456                        | 31,429                               |
| 592905509 MET WEST TOTAL RETUR | 117,463                       | 113,793                              |

TY 2015 Investments Corporate Stock Schedule

**Name:** CRISP SMITH MILLER TRUST  
**EIN:** 35-2337949

| Name of Stock                  | End of Year Book Value | End of Year Fair Market Value |
|--------------------------------|------------------------|-------------------------------|
| 339128100 JP MORGAN MID CAP VA | 42,829                 | 52,583                        |
| 256206103 DODGE & COX INT'L ST | 47,524                 | 55,220                        |
| 922042858 VANGUARD FTSE EMERGI |                        |                               |
| 922908553 VANGUARD REIT VIPER  | 37,443                 | 53,020                        |
| 04314H204 ARTISAN INTERNATIONA |                        |                               |
| 22544R305 CREDIT SUISSE COMM R | 36,275                 | 24,691                        |
| 78463X863 SPDR DJ WILSHIRE INT | 51,354                 | 51,208                        |
| 04314H600 ARTISAN MID CAP FUND | 47,316                 | 49,249                        |
| 277923728 EATON VANCE GLOBAL M | 13,382                 | 13,221                        |
| 483438305 KALMAR GR W/ VAL SM  |                        |                               |
| 63872T885 ASG GLOBAL ALTERNATI | 23,593                 | 21,916                        |
| 00203H859 AQR MANAGED FUTURES  | 12,921                 | 12,599                        |
| 008252108 AFFILIATED MANAGERS  | 4,720                  | 3,994                         |
| 03524A108 ANHEUSER-BUSCH INBEV | 5,217                  | 6,250                         |
| 037411105 APACHE CORP          |                        |                               |
| 037833100 APPLE INC            | 11,590                 | 15,157                        |
| 071813109 BAXTER INTL INC      |                        |                               |
| 084670702 BERKSHIRE HATHAWAY I | 8,135                  | 9,243                         |
| 09247X101 BLACKROCK INC        | 3,459                  | 3,746                         |
| 097023105 BOEING CO            | 7,553                  | 8,675                         |
| 12572Q105 CME GROUP INC        | 5,201                  | 6,342                         |
| 126650100 CVS HEALTH CORPORATI | 6,406                  | 8,310                         |
| 150870103 CELANESE CORP        | 5,841                  | 7,070                         |
| 17275R102 CISCO SYSTEMS INC    | 7,090                  | 8,418                         |
| 172967424 CITIGROUP INC.       | 6,010                  | 6,469                         |
| 20030N101 COMCAST CORP CLASS A | 7,478                  | 8,182                         |
| 231021106 CUMMINS INC.         | 7,899                  | 4,841                         |
| 25243Q205 DIAGEO PLC - ADR     | 4,196                  | 3,817                         |
| 254687106 WALT DISNEY CO       | 6,915                  | 8,932                         |
| 268648102 E M C CORP MASS      |                        |                               |

| Name of Stock                  | End of Year Book Value | End of Year Fair Market Value |
|--------------------------------|------------------------|-------------------------------|
| 375558103 GILEAD SCIENCES INC  | 4,282                  | 5,060                         |
| 38141G104 GOLDMAN SACHS GROUP  | 3,269                  | 3,605                         |
| 38259P508 GOOGLE INC           |                        |                               |
| 38259P706 GOOGLE INC-CL C      |                        |                               |
| 404280406 HSBC - ADR           | 6,067                  | 4,736                         |
| 459200101 INTERNATIONAL BUSINE |                        |                               |
| 46625H100 JPMORGAN CHASE & CO  | 7,019                  | 7,924                         |
| 478366107 JOHNSON CONTROLS INC | 5,189                  | 4,146                         |
| 517834107 LAS VEGAS SANDS CORP | 5,400                  | 3,946                         |
| 58155Q103 MCKESSON CORP        | 6,456                  | 6,903                         |
| 589509207 MERGER FUND-INST #30 | 11,307                 | 10,919                        |
| 594918104 MICROSOFT CORP       | 6,730                  | 9,154                         |
| 611740101 MONSTER BEVERAGE COR |                        |                               |
| 637071101 NATIONAL OILWELL INC |                        |                               |
| 641069406 NESTLE S.A. REGISTER | 4,830                  | 4,837                         |
| 64128R608 NEUBERGER BERMAN LON | 47,712                 | 45,801                        |
| 68389X105 ORACLE CORPORATION   | 4,566                  | 4,384                         |
| 683974604 OPPENHEIMER DEVELOPI | 63,485                 | 57,499                        |
| 74255L696 PRINCIPAL GL MULT ST |                        |                               |
| 806857108 SCHLUMBERGER LTD     | 8,698                  | 6,626                         |
| 863137105 STRATTON SM-CAP VALU |                        |                               |
| 872540109 TJX COMPANIES INC    | 5,955                  | 6,736                         |
| 87612E106 TARGET CORP          | 4,517                  | 5,809                         |
| 883556102 THERMO FISHER SCIENT | 4,934                  | 5,674                         |
| 88579Y101 3M CO                |                        |                               |
| 89151E109 TOTAL S.A. - ADR     | 7,351                  | 5,844                         |
| 902973304 US BANCORP DEL NEW   |                        |                               |
| 907818108 UNION PACIFIC CORP   | 8,465                  | 7,429                         |
| 911312106 UNITED PARCEL SERVIC | 3,819                  | 3,849                         |
| 91324P102 UNITEDHEALTH GROUP I | 6,114                  | 8,823                         |

| Name of Stock                  | End of Year Book Value | End of Year Fair Market Value |
|--------------------------------|------------------------|-------------------------------|
| G29183103 EATON CORP PLC       | 4,822                  | 3,383                         |
| 02079K107 ALPHABET INC CL C    | 6,683                  | 9,107                         |
| 025083320 AMER CENT SMALL CAP  | 35,675                 | 31,266                        |
| 03076C106 AMERIPRISE FINL INC  | 5,441                  | 4,789                         |
| 04314H402 ARTISAN INTERNATIONA | 45,018                 | 58,840                        |
| 61166W101 MONSANTO CO NEW      | 8,070                  | 7,389                         |
| 693475105 PNC FINANCIAL SERVIC | 5,278                  | 5,242                         |
| 771195104 ROCHE HOLDINGS LTD - | 5,773                  | 5,860                         |
| 779919109 T ROWE PRICE REAL ES | 38,704                 | 38,817                        |
| 85917K546 STERLING CAPITAL STR | 33,162                 | 30,379                        |
| 867224107 SUNCOR ENERGY INC NE | 7,813                  | 7,353                         |

# TY 2015 Other Decreases Schedule

**Name:** CRISP SMITH MILLER TRUST

**EIN:** 35-2337949

| Description                               | Amount |
|---|--------|
| MUTUAL FUND TAX EFFECTIVE DATE BEFORE TYE | 511    |
| ROC BASIS ADJUSTMENT                      | 235    |
| DISALLOWED WASH SALES                     | 540    |
| ROUNDING                                  | 9      |

TY 2015 Other Expenses Schedule

**Name:** CRISP SMITH MILLER TRUST

**EIN:** 35-2337949

| Description | Revenue and Expenses<br>per Books | Net Investment<br>Income | Adjusted Net Income | Disbursements for<br>Charitable Purposes |
|-------------|-----------------------------------|--------------------------|---------------------|--|
| ADR FEES    | 16                                | 16                       |                     | 0  |



TY 2015 Other Increases Schedule

**Name:** CRISP SMITH MILLER TRUST

**EIN:** 35-2337949

| Description                               | Amount |
|---|--------|
| MUTUAL FUND TAX EFFECTIVE DATE BEFORE TYE | 3,600  |

**TY 2015 Taxes Schedule****Name:** CRISP SMITH MILLER TRUST**EIN:** 35-2337949

| Category                       | Amount | Net Investment<br>Income | Adjusted Net<br>Income | Disbursements for<br>Charitable<br>Purposes |
|--------------------------------|--------|--------------------------|------------------------|---|
| FOREIGN TAXES                  | 125    | 125                      |                        | 0   |
| FEDERAL TAX PAYMENT - PRIOR YE | 716    | 0                        |                        | 0   |
| FEDERAL ESTIMATES - PRINCIPAL  | 1,056  | 0                        |                        | 0   |
| FOREIGN TAXES ON QUALIFIED FOR | 235    | 235                      |                        | 0   |
| FOREIGN TAXES ON NONQUALIFIED  | 81     | 81                       |                        | 0   |