



See a Social Security Number? Say Something!
Report Privacy Problems to <https://public.resource.org/privacy>
Or call the IRS Identity Theft Hotline at 1-800-908-4490



Return of Private Foundation

or Section 4947(a)(1) Trust Treated as Private Foundation

Do not enter social security numbers on this form as it may be made public.

Information about Form 990-PF and its separate instructions is at www.irs.gov/form990pf.

2015

Open to Public Inspection

Form **990-PF**

Department of the Treasury
Internal Revenue Service

For calendar year 2015 or tax year beginning _____, and ending _____

Name of foundation LEHNER FAMILY FOUNDATION		A Employer identification number 34-6927210
Number and street (or P O box number if mail is not delivered to street address) 344 INVERNESS ROAD	Room/suite	B Telephone number (330)867-3729
City or town, state or province, country, and ZIP or foreign postal code AKRON, OH 44313		C If exemption application is pending, check here <input type="checkbox"/>
G Check all that apply: <input type="checkbox"/> Initial return <input type="checkbox"/> Initial return of a former public charity <input type="checkbox"/> Final return <input type="checkbox"/> Amended return <input type="checkbox"/> Address change <input type="checkbox"/> Name change		D 1. Foreign organizations, check here <input type="checkbox"/> 2. Foreign organizations meeting the 85% test, check here and attach computation <input type="checkbox"/>
H Check type of organization: <input checked="" type="checkbox"/> Section 501(c)(3) exempt private foundation <input type="checkbox"/> Section 4947(a)(1) nonexempt charitable trust <input type="checkbox"/> Other taxable private foundation		E If private foundation status was terminated under section 507(b)(1)(A), check here <input type="checkbox"/>
I Fair market value of all assets at end of year (from Part II, col. (c), line 16) \$ 18,932,608.	J Accounting method: <input checked="" type="checkbox"/> Cash <input type="checkbox"/> Accrual <input type="checkbox"/> Other (specify) _____	F If the foundation is in a 60-month termination under section 507(b)(1)(B), check here <input type="checkbox"/>

Part I Analysis of Revenue and Expenses <small>(The total of amounts in columns (b), (c), and (d) may not necessarily equal the amounts in column (a))</small>	(a) Revenue and expenses per books	(b) Net investment income	(c) Adjusted net income	(d) Disbursements for charitable purposes (cash basis only)
1 Contributions, gifts, grants, etc., received			N/A	
2 Check <input checked="" type="checkbox"/> if the foundation is not required to attach Sch B				
3 Interest on savings and temporary cash investments				
4 Dividends and interest from securities	376,258.	376,258.		STATEMENT 1
5a Gross rents				
b Net rental income or (loss)				
6a Net gain or (loss) from sale of assets not on line 10	-288,030.			
b Gross sales price for all assets on line 6a 12,566,458.				
7 Capital gain net income (from Part IV, line 2)		0.		
8 Net short-term capital gain				
9 Income modifications				
10a Gross sales less returns and allowances				
b Less Cost of goods sold				
c Gross profit or (loss)				
11 Other income	-53,005.	-53,005.		STATEMENT 2
12 Total. Add lines 1 through 11	35,223.	323,253.		
13 Compensation of officers, directors, trustees, etc	116,000.	58,000.		58,000.
14 Other employee salaries and wages	61,538.	6,154.		55,384.
15 Pension plans, employee benefits	8,403.	840.		7,563.
16a Legal fees STMT 3	389.	0.		0.
b Accounting fees STMT 4	25,450.	12,725.		1,782.
c Other professional fees				
17 Interest				
18 Taxes STMT 5	14,490.	9,136.		4,954.
19 Depreciation and depletion				
20 Occupancy				
21 Travel, conferences, and meetings				
22 Printing and publications				
23 Other expenses STMT 6	184,504.	174,952.		0.
24 Total operating and administrative expenses. Add lines 13 through 23	410,774.	261,807.		127,683.
25 Contributions, gifts, grants paid	1,093,762.			1,093,762.
26 Total expenses and disbursements. Add lines 24 and 25	1,504,536.	261,807.		1,221,445.
27 Subtract line 26 from line 12:				
a Excess of revenue over expenses and disbursements	-1,469,313.			
b Net investment income (if negative, enter -0-)		61,446.		
c Adjusted net income (if negative, enter -0-)			N/A	

RECEIVED
OCT 31 2016

SCANNED NOV 03 2016

19 Received in NOV 02 2016
Batching Ogden

2117 11

Part II Balance Sheets		Attached schedules and amounts in the description column should be for end-of-year amounts only		Beginning of year	End of year	
				(a) Book Value	(b) Book Value	(c) Fair Market Value
Assets	1	Cash - non-interest-bearing				
	2	Savings and temporary cash investments		4,987,476.	4,119,554.	4,119,554.
	3	Accounts receivable ▶				
		Less: allowance for doubtful accounts ▶				
	4	Pledges receivable ▶				
		Less: allowance for doubtful accounts ▶				
	5	Grants receivable				
	6	Receivables due from officers, directors, trustees, and other disqualified persons				
	7	Other notes and loans receivable ▶	218,733.			
		Less: allowance for doubtful accounts ▶	0.	218,733.	218,733.	218,733.
	8	Inventories for sale or use				
	9	Prepaid expenses and deferred charges		1,271.		
	10a	Investments - U.S. and state government obligations	STMT 7	123,372.	139,814.	138,494.
	b	Investments - corporate stock	STMT 8	8,204,088.	8,400,880.	9,386,576.
	c	Investments - corporate bonds	STMT 9	157,302.	157,191.	171,549.
	11	Investments - land, buildings, and equipment basis ▶				
	Less accumulated depreciation ▶					
12	Investments - mortgage loans					
13	Investments - other	STMT 10	5,688,185.	4,874,506.	4,897,702.	
14	Land, buildings, and equipment: basis ▶					
	Less accumulated depreciation ▶					
15	Other assets (describe ▶)	STATEMENT 11)	32.	0.	0.	
16	Total assets (to be completed by all filers - see the instructions. Also, see page 1, item I)		19,380,459.	17,910,678.	18,932,608.	
Liabilities	17	Accounts payable and accrued expenses		976.		
	18	Grants payable				
	19	Deferred revenue				
	20	Loans from officers, directors, trustees, and other disqualified persons				
	21	Mortgages and other notes payable				
	22	Other liabilities (describe ▶)	STATEMENT 12)	0.	508.	
23	Total liabilities (add lines 17 through 22)		976.	508.		
Net Assets or Fund Balances	Foundations that follow SFAS 117, check here <input type="checkbox"/> and complete lines 24 through 26 and lines 30 and 31.					
	24	Unrestricted				
	25	Temporarily restricted				
	26	Permanently restricted				
	Foundations that do not follow SFAS 117, check here <input checked="" type="checkbox"/> and complete lines 27 through 31.					
	27	Capital stock, trust principal, or current funds		0.	0.	
	28	Paid-in or capital surplus, or land, bldg., and equipment fund		0.	0.	
29	Retained earnings, accumulated income, endowment, or other funds		19,379,483.	17,910,170.		
30	Total net assets or fund balances		19,379,483.	17,910,170.		
31	Total liabilities and net assets/fund balances		19,380,459.	17,910,678.		

Part III Analysis of Changes in Net Assets or Fund Balances

1	Total net assets or fund balances at beginning of year - Part II, column (a), line 30 (must agree with end-of-year figure reported on prior year's return)	1	19,379,483.
2	Enter amount from Part I, line 27a	2	-1,469,313.
3	Other increases not included in line 2 (itemize) ▶	3	0.
4	Add lines 1, 2, and 3	4	17,910,170.
5	Decreases not included in line 2 (itemize) ▶	5	0.
6	Total net assets or fund balances at end of year (line 4 minus line 5) - Part II, column (b), line 30	6	17,910,170.

Part IV Capital Gains and Losses for Tax on Investment Income

(a) List and describe the kind(s) of property sold (e.g., real estate, 2-story brick warehouse; or common stock, 200 shs. MLC Co.)		(b) How acquired P - Purchase D - Donation	(c) Date acquired (mo., day, yr.)	(d) Date sold (mo., day, yr.)
1a MERRILL LYNCH ACCOUNTS				
b MERRILL LYNCH ACCOUNTS				
c L.S. DISSOLUTION CORP LIQUIDATION				11/30/15
d CASH IN LIEU SALES				
e CAPITAL GAINS DIVIDENDS				
(e) Gross sales price	(f) Depreciation allowed (or allowable)	(g) Cost or other basis plus expense of sale	(h) Gain or (loss) (e) plus (f) minus (g)	
a 6,304,894.		6,541,871.	-236,977.	
b 6,080,408.		5,400,946.	679,462.	
c		911,671.	-911,671.	
d 764.			764.	
e 180,392.			180,392.	
Complete only for assets showing gain in column (h) and owned by the foundation on 12/31/69				(i) Gains (Col. (h) gain minus col. (k), but not less than -0-) or Losses (from col. (h))
(i) F.M.V. as of 12/31/69	(j) Adjusted basis as of 12/31/69	(k) Excess of col. (i) over col. (j), if any		
a			-236,977.	
b			679,462.	
c			-911,671.	
d			764.	
e			180,392.	
2 Capital gain net income or (net capital loss)		{ If gain, also enter in Part I, line 7 If (loss), enter -0- in Part I, line 7 }		2 -288,030.
3 Net short-term capital gain or (loss) as defined in sections 1222(5) and (6): If gain, also enter in Part I, line 8, column (c). If (loss), enter -0- in Part I, line 8		{ }		3 N/A

Part V Qualification Under Section 4940(e) for Reduced Tax on Net Investment Income

(For optional use by domestic private foundations subject to the section 4940(a) tax on net investment income.)

If section 4940(d)(2) applies, leave this part blank.

Was the foundation liable for the section 4942 tax on the distributable amount of any year in the base period? Yes No

If "Yes," the foundation does not qualify under section 4940(e). Do not complete this part.

1 Enter the appropriate amount in each column for each year; see the instructions before making any entries.

(a) Base period years Calendar year (or tax year beginning in)	(b) Adjusted qualifying distributions	(c) Net value of noncharitable-use assets	(d) Distribution ratio (col. (b) divided by col. (c))
2014	1,299,640.	20,077,783.	.064730
2013	1,172,258.	19,891,250.	.058933
2012	1,146,350.	20,564,357.	.055745
2011	780,932.	20,510,804.	.038074
2010	1,158,382.	19,220,475.	.060268
2 Total of line 1, column (d)			2 .277750
3 Average distribution ratio for the 5-year base period - divide the total on line 2 by 5, or by the number of years the foundation has been in existence if less than 5 years			3 .055550
4 Enter the net value of noncharitable-use assets for 2015 from Part X, line 5			4 19,102,270.
5 Multiply line 4 by line 3			5 1,061,131.
6 Enter 1% of net investment income (1% of Part I, line 27b)			6 614.
7 Add lines 5 and 6			7 1,061,745.
8 Enter qualifying distributions from Part XII, line 4			8 1,221,445.

If line 8 is equal to or greater than line 7, check the box in Part VI, line 1b, and complete that part using a 1% tax rate. See the Part VI instructions.

Part VI Excise Tax Based on Investment Income (Section 4940(a), 4940(b), 4940(e), or 4948 - see instructions)

1a	Exempt operating foundations described in section 4940(d)(2), check here <input type="checkbox"/> and enter "N/A" on line 1. Date of ruling or determination letter: _____ (attach copy of letter if necessary-see instructions)		
b	Domestic foundations that meet the section 4940(e) requirements in Part V, check here <input checked="" type="checkbox"/> and enter 1% of Part I, line 27b	1	614.
c	All other domestic foundations enter 2% of line 27b. Exempt foreign organizations enter 4% of Part I, line 12, col. (b).		
2	Tax under section 511 (domestic section 4947(a)(1) trusts and taxable foundations only. Others enter -0-)	2	0.
3	Add lines 1 and 2	3	614.
4	Subtitle A (income) tax (domestic section 4947(a)(1) trusts and taxable foundations only. Others enter -0-)	4	0.
5	Tax based on investment income. Subtract line 4 from line 3. If zero or less, enter -0-	5	614.
6	Credits/Payments:		
a	2015 estimated tax payments and 2014 overpayment credited to 2015	6a	11,708.
b	Exempt foreign organizations - tax withheld at source	6b	
c	Tax paid with application for extension of time to file (Form 8868)	6c	
d	Backup withholding erroneously withheld	6d	
7	Total credits and payments. Add lines 6a through 6d	7	11,708.
8	Enter any penalty for underpayment of estimated tax. Check here <input checked="" type="checkbox"/> if Form 2220 is attached	8	
9	Tax due. If the total of lines 5 and 8 is more than line 7, enter amount owed	9	
10	Overpayment. If line 7 is more than the total of lines 5 and 8, enter the amount overpaid	10	11,094.
11	Enter the amount of line 10 to be: Credited to 2016 estimated tax <input type="checkbox"/> 11,094. Refunded <input checked="" type="checkbox"/>	11	0.

Part VII-A Statements Regarding Activities

	Yes	No
1a		X
1b		X
1c		X
2		X
3		X
4a		X
4b		
5		X
6	X	
7	X	
8a		
8b	X	
9		X
10		X

N/A

Part VII-A Statements Regarding Activities (continued)

	Yes	No	
11 At any time during the year, did the foundation, directly or indirectly, own a controlled entity within the meaning of section 512(b)(13)? If "Yes," attach schedule (see instructions) STMT 13	11	X	
12 Did the foundation make a distribution to a donor advised fund over which the foundation or a disqualified person had advisory privileges? If "Yes," attach statement (see instructions)	12		X
13 Did the foundation comply with the public inspection requirements for its annual returns and exemption application? Website address ▶ <u>N/A</u>	13	X	
14 The books are in care of ▶ <u>DAVID M. KOLY</u> Telephone no. ▶ <u>330-865-5659</u> Located at ▶ <u>3200 W. MARKET STREET, STE 204, AKRON, OH</u> ZIP+4 ▶ <u>44333</u>			
15 Section 4947(a)(1) nonexempt charitable trusts filing Form 990-PF in lieu of Form 1041 - Check here and enter the amount of tax-exempt interest received or accrued during the year ▶ <u>15</u> N/A			
16 At any time during calendar year 2015, did the foundation have an interest in or a signature or other authority over a bank, securities, or other financial account in a foreign country? See the instructions for exceptions and filing requirements for FinCEN Form 114. If "Yes," enter the name of the foreign country ▶	16		X

Part VII-B Statements Regarding Activities for Which Form 4720 May Be Required

File Form 4720 if any item is checked in the "Yes" column, unless an exception applies.

	Yes	No	
1a During the year did the foundation (either directly or indirectly):			
(1) Engage in the sale or exchange, or leasing of property with a disqualified person? <input type="checkbox"/> Yes <input checked="" type="checkbox"/> No			
(2) Borrow money from, lend money to, or otherwise extend credit to (or accept it from) a disqualified person? <input type="checkbox"/> Yes <input checked="" type="checkbox"/> No			
(3) Furnish goods, services, or facilities to (or accept them from) a disqualified person? <input type="checkbox"/> Yes <input checked="" type="checkbox"/> No			
(4) Pay compensation to, or pay or reimburse the expenses of, a disqualified person? <input type="checkbox"/> Yes <input checked="" type="checkbox"/> No			
(5) Transfer any income or assets to a disqualified person (or make any of either available for the benefit or use of a disqualified person)? <input type="checkbox"/> Yes <input checked="" type="checkbox"/> No			
(6) Agree to pay money or property to a government official? (Exception. Check "No" if the foundation agreed to make a grant to or to employ the official for a period after termination of government service, if terminating within 90 days.) <input type="checkbox"/> Yes <input checked="" type="checkbox"/> No			
b If any answer is "Yes" to 1a(1)-(6), did any of the acts fail to qualify under the exceptions described in Regulations section 53.4941(d)-3 or in a current notice regarding disaster assistance (see instructions)? Organizations relying on a current notice regarding disaster assistance check here N/A	1b		
c Did the foundation engage in a prior year in any of the acts described in 1a, other than excepted acts, that were not corrected before the first day of the tax year beginning in 2015? <input type="checkbox"/>	1c		X
2 Taxes on failure to distribute income (section 4942) (does not apply for years the foundation was a private operating foundation defined in section 4942(j)(3) or 4942(j)(5)):			
a At the end of tax year 2015, did the foundation have any undistributed income (lines 6d and 6e, Part XIII) for tax year(s) beginning before 2015? <input type="checkbox"/> Yes <input checked="" type="checkbox"/> No If "Yes," list the years ▶ _____, _____, _____			
b Are there any years listed in 2a for which the foundation is not applying the provisions of section 4942(a)(2) (relating to incorrect valuation of assets) to the year's undistributed income? (If applying section 4942(a)(2) to all years listed, answer "No" and attach statement - see instructions.) N/A	2b		
c If the provisions of section 4942(a)(2) are being applied to any of the years listed in 2a, list the years here. ▶ _____, _____, _____			
3a Did the foundation hold more than a 2% direct or indirect interest in any business enterprise at any time during the year? <input checked="" type="checkbox"/> Yes <input type="checkbox"/> No			
b If "Yes," did it have excess business holdings in 2015 as a result of (1) any purchase by the foundation or disqualified persons after May 26, 1969; (2) the lapse of the 5-year period (or longer period approved by the Commissioner under section 4943(c)(7)) to dispose of holdings acquired by gift or bequest; or (3) the lapse of the 10-, 15-, or 20-year first phase holding period? (Use Schedule C, Form 4720, to determine if the foundation had excess business holdings in 2015)	3b		X
4a Did the foundation invest during the year any amount in a manner that would jeopardize its charitable purposes?	4a		X
b Did the foundation make any investment in a prior year (but after December 31, 1969) that could jeopardize its charitable purpose that had not been removed from jeopardy before the first day of the tax year beginning in 2015?	4b		X

Part VII-B Statements Regarding Activities for Which Form 4720 May Be Required (continued)

5a During the year did the foundation pay or incur any amount to:

(1) Carry on propaganda, or otherwise attempt to influence legislation (section 4945(e))? Yes No

(2) Influence the outcome of any specific public election (see section 4955); or to carry on, directly or indirectly, any voter registration drive? Yes No

(3) Provide a grant to an individual for travel, study, or other similar purposes? Yes No

(4) Provide a grant to an organization other than a charitable, etc., organization described in section 4945(d)(4)(A)? (see instructions) Yes No

(5) Provide for any purpose other than religious, charitable, scientific, literary, or educational purposes, or for the prevention of cruelty to children or animals? Yes No

b If any answer is "Yes" to 5a(1)-(5), did any of the transactions fail to qualify under the exceptions described in Regulations section 53.4945 or in a current notice regarding disaster assistance (see instructions)? Yes No
 Organizations relying on a current notice regarding disaster assistance check here N/A

c If the answer is "Yes" to question 5a(4), does the foundation claim exemption from the tax because it maintained expenditure responsibility for the grant? Yes No
 If "Yes," attach the statement required by Regulations section 53.4945-5(d) N/A

6a Did the foundation, during the year, receive any funds, directly or indirectly, to pay premiums on a personal benefit contract? Yes No

b Did the foundation, during the year, pay premiums, directly or indirectly, on a personal benefit contract? Yes No
 If "Yes" to 6b, file Form 8870

7a At any time during the tax year, was the foundation a party to a prohibited tax shelter transaction? Yes No

b If "Yes," did the foundation receive any proceeds or have any net income attributable to the transaction? Yes No

Part VIII Information About Officers, Directors, Trustees, Foundation Managers, Highly Paid Employees, and Contractors

1 List all officers, directors, trustees, foundation managers and their compensation.

(a) Name and address	(b) Title, and average hours per week devoted to position	(c) Compensation (If not paid, enter -0-)	(d) Contributions to employee benefit plans and deferred compensation	(e) Expense account, other allowances
MICHAEL R. STARK 3475 RIDGEWOOD ROAD AKRON, OH 44333	FOUNDATION MANAGER 3.00	42,000.	0.	0.
RICHARD W. BURKE, BRENNAN, MANNA & DIAMOND 75 E. MARKET ST. AKRON, OH 44308	FOUNDATION MANAGER 3.00	32,000.	0.	0.
DAVID M. KOLY, KOLY & COMPANY, INC. 3200 W. MARKET ST., #204 AKRON, OH 44333	FOUNDATION MANAGER 3.00	42,000.	0.	0.

2 Compensation of five highest-paid employees (other than those included on line 1). If none, enter "NONE."

(a) Name and address of each employee paid more than \$50,000	(b) Title, and average hours per week devoted to position	(c) Compensation	(d) Contributions to employee benefit plans and deferred compensation	(e) Expense account, other allowances
NONE				

Total number of other employees paid over \$50,000 ▶ 0

Part VIII Information About Officers, Directors, Trustees, Foundation Managers, Highly Paid Employees, and Contractors (continued)

3 Five highest-paid independent contractors for professional services. If none, enter "NONE."

(a) Name and address of each person paid more than \$50,000	(b) Type of service	(c) Compensation
NONE		

Total number of others receiving over \$50,000 for professional services ▶ 0

Part IX-A Summary of Direct Charitable Activities

List the foundation's four largest direct charitable activities during the tax year. Include relevant statistical information such as the number of organizations and other beneficiaries served, conferences convened, research papers produced, etc.	Expenses
1 N/A	
2	
3	
4	

Part IX-B Summary of Program-Related Investments

Describe the two largest program-related investments made by the foundation during the tax year on lines 1 and 2.	Amount
1 N/A	
2	
3 All other program-related investments. See instructions.	
Total. Add lines 1 through 3 ▶	0.

Part X

Minimum Investment Return (All domestic foundations must complete this part. Foreign foundations, see instructions.)

1 Fair market value of assets not used (or held for use) directly in carrying out charitable, etc., purposes:			
a	Average monthly fair market value of securities	1a	14,710,308.
b	Average of monthly cash balances	1b	4,682,860.
c	Fair market value of all other assets	1c	
d	Total (add lines 1a, b, and c)	1d	19,393,168.
e	Reduction claimed for blockage or other factors reported on lines 1a and 1c (attach detailed explanation)	1e	0.
2	Acquisition indebtedness applicable to line 1 assets	2	0.
3	Subtract line 2 from line 1d	3	19,393,168.
4	Cash deemed held for charitable activities. Enter 1 1/2% of line 3 (for greater amount, see instructions)	4	290,898.
5	Net value of noncharitable-use assets. Subtract line 4 from line 3. Enter here and on Part V, line 4	5	19,102,270.
6	Minimum investment return. Enter 5% of line 5	6	955,114.

Part XI

Distributable Amount (see instructions) (Section 4942(j)(3) and (j)(5) private operating foundations and certain foreign organizations check here and do not complete this part.)

1	Minimum investment return from Part X, line 6	1	955,114.
2a	Tax on investment income for 2015 from Part VI, line 5	2a	614.
2b	Income tax for 2015. (This does not include the tax from Part VI.)	2b	
c	Add lines 2a and 2b	2c	614.
3	Distributable amount before adjustments. Subtract line 2c from line 1	3	954,500.
4	Recoveries of amounts treated as qualifying distributions	4	0.
5	Add lines 3 and 4	5	954,500.
6	Deduction from distributable amount (see instructions)	6	0.
7	Distributable amount as adjusted. Subtract line 6 from line 5. Enter here and on Part XIII, line 1	7	954,500.

Part XII

Qualifying Distributions (see instructions)

1 Amounts paid (including administrative expenses) to accomplish charitable, etc., purposes:			
a	Expenses, contributions, gifts, etc. - total from Part I, column (d), line 26	1a	1,221,445.
b	Program-related investments - total from Part IX-B	1b	0.
2	Amounts paid to acquire assets used (or held for use) directly in carrying out charitable, etc., purposes	2	
3	Amounts set aside for specific charitable projects that satisfy the:		
a	Suitability test (prior IRS approval required)	3a	
b	Cash distribution test (attach the required schedule)	3b	
4	Qualifying distributions. Add lines 1a through 3b. Enter here and on Part V, line 8, and Part XIII, line 4	4	1,221,445.
5	Foundations that qualify under section 4940(e) for the reduced rate of tax on net investment income. Enter 1% of Part I, line 27b	5	614.
6	Adjusted qualifying distributions. Subtract line 5 from line 4	6	1,220,831.

Note. The amount on line 6 will be used in Part V, column (b), in subsequent years when calculating whether the foundation qualifies for the section 4940(e) reduction of tax in those years.

Part XIII Undistributed Income (see instructions)

	(a) Corpus	(b) Years prior to 2014	(c) 2014	(d) 2015
1 Distributable amount for 2015 from Part XI, line 7				954,500.
2 Undistributed income, if any, as of the end of 2015				
a Enter amount for 2014 only			0.	
b Total for prior years:		0.		
3 Excess distributions carryover, if any, to 2015:				
a From 2010				
b From 2011				
c From 2012				
d From 2013				
e From 2014	78,396.			
f Total of lines 3a through e	78,396.			
4 Qualifying distributions for 2015 from Part XII, line 4: ▶ \$ 1,221,445.				
a Applied to 2014, but not more than line 2a			0.	
b Applied to undistributed income of prior years (Election required - see instructions)		0.		
c Treated as distributions out of corpus (Election required - see instructions)	0.			
d Applied to 2015 distributable amount				954,500.
e Remaining amount distributed out of corpus	266,945.			
5 Excess distributions carryover applied to 2015 (If an amount appears in column (d), the same amount must be shown in column (a))	0.			0.
6 Enter the net total of each column as indicated below:	345,341.			
a Corpus Add lines 3f, 4c, and 4e Subtract line 5				
b Prior years' undistributed income. Subtract line 4b from line 2b		0.		
c Enter the amount of prior years' undistributed income for which a notice of deficiency has been issued, or on which the section 4942(a) tax has been previously assessed		0.		
d Subtract line 6c from line 6b. Taxable amount - see instructions		0.		
e Undistributed income for 2014. Subtract line 4a from line 2a. Taxable amount - see instr.			0.	
f Undistributed income for 2015. Subtract lines 4d and 5 from line 1. This amount must be distributed in 2016				0.
7 Amounts treated as distributions out of corpus to satisfy requirements imposed by section 170(b)(1)(F) or 4942(g)(3) (Election may be required - see instructions)	0.			
8 Excess distributions carryover from 2010 not applied on line 5 or line 7	0.			
9 Excess distributions carryover to 2016 Subtract lines 7 and 8 from line 6a	345,341.			
10 Analysis of line 9:				
a Excess from 2011				
b Excess from 2012				
c Excess from 2013				
d Excess from 2014	78,396.			
e Excess from 2015	266,945.			

Part XIV Private Operating Foundations (see instructions and Part VII-A, question 9)

N/A

1 a If the foundation has received a ruling or determination letter that it is a private operating foundation, and the ruling is effective for 2015, enter the date of the ruling

b Check box to indicate whether the foundation is a private operating foundation described in section 4942(j)(3) or 4942(j)(5)

2 a Enter the lesser of the adjusted net income from Part I or the minimum investment return from Part X for each year listed

	Tax year		Prior 3 years		(e) Total
	(a) 2015	(b) 2014	(c) 2013	(d) 2012	
b 85% of line 2a					
c Qualifying distributions from Part XII, line 4 for each year listed					
d Amounts included in line 2c not used directly for active conduct of exempt activities					
e Qualifying distributions made directly for active conduct of exempt activities. Subtract line 2d from line 2c					
3 Complete 3a, b, or c for the alternative test relied upon:					
a "Assets" alternative test - enter:					
(1) Value of all assets					
(2) Value of assets qualifying under section 4942(j)(3)(B)(i)					
b "Endowment" alternative test - enter 2/3 of minimum investment return shown in Part X, line 6 for each year listed					
c "Support" alternative test - enter:					
(1) Total support other than gross investment income (interest, dividends, rents, payments on securities loans (section 512(a)(5)), or royalties)					
(2) Support from general public and 5 or more exempt organizations as provided in section 4942(j)(3)(B)(iii)					
(3) Largest amount of support from an exempt organization					
(4) Gross investment income					

Part XV Supplementary Information (Complete this part only if the foundation had \$5,000 or more in assets at any time during the year-see instructions.)

1 Information Regarding Foundation Managers:

a List any managers of the foundation who have contributed more than 2% of the total contributions received by the foundation before the close of any tax year (but only if they have contributed more than \$5,000). (See section 507(d)(2).)

NONE

b List any managers of the foundation who own 10% or more of the stock of a corporation (or an equally large portion of the ownership of a partnership or other entity) of which the foundation has a 10% or greater interest.

NONE

2 Information Regarding Contribution, Grant, Gift, Loan, Scholarship, etc., Programs:

Check here if the foundation only makes contributions to preselected charitable organizations and does not accept unsolicited requests for funds. If the foundation makes gifts, grants, etc. (see instructions) to individuals or organizations under other conditions, complete items 2a, b, c, and d.

a The name, address, and telephone number or e-mail address of the person to whom applications should be addressed:

SEE STATEMENT 14

b The form in which applications should be submitted and information and materials they should include:

c Any submission deadlines:

d Any restrictions or limitations on awards, such as by geographical areas, charitable fields, kinds of institutions, or other factors:

Part XV Supplementary Information (continued)

3 Grants and Contributions Paid During the Year or Approved for Future Payment

Recipient Name and address (home or business)	If recipient is an individual, show any relationship to any foundation manager or substantial contributor	Foundation status of recipient	Purpose of grant or contribution	Amount
<p><i>a Paid during the year</i></p> <p>ACCESS, INC. 230 WEST MARKET STREET AKRON, OH 44303</p>	N/A	501C3	OHIO SHELTER REPAIR GRANT OHIO SHELTER REPAIR GRANT	15,000.
<p>AKRON ART MUSEUM 1 SOUTH HIGH AKRON, OH 44308</p>	N/A	501C3	ART FOOD WINE PLATINUM SPONSOR	10,000.
<p>AKRON CANTON FOOD BANK 350 OPPORTUNITY PARKWAY AKRON, OH 44307</p>	N/A	501C3	2015 SUMMIT COUNTY DIRECT DIST. PROGRAM	10,000.
<p>AKRON CHILDREN'S HOSPITAL 215 WEST BOWERY STREET AKRON, OH 44308</p>	N/A	501C3	BUILDING ON THE PROMISE CAMPAIGN	50,000.
<p>AKRON CHILDREN'S HOSPITAL FOUNDATION 1 PERKINS SQUARE AKRON, OH 44308</p>	N/A	501C3	125TH ANNIVERSARY GALA	5,000.
<p>Total SEE CONTINUATION SHEET(S) ▶ 3a</p>				1,093,762.
<p><i>b Approved for future payment</i></p> <p>NONE</p>				
<p>Total ▶ 3b</p>				0.

Part XVI-A Analysis of Income-Producing Activities

Enter gross amounts unless otherwise indicated.

Table with 5 columns: (a) Business code, (b) Amount, (c) Exclusion code, (d) Amount, (e) Related or exempt function income. Rows include Program service revenue, Membership dues and assessments, Interest on savings and temporary cash investments, Dividends and interest from securities, Net rental income from real estate, Net rental income from personal property, Other investment income, Gain or (loss) from sales of assets other than inventory, Net income from special events, Gross profit from sales of inventory, and Other revenue.

(See worksheet in line 13 instructions to verify calculations.)

Part XVI-B Relationship of Activities to the Accomplishment of Exempt Purposes

Table with 2 columns: Line No., Explain below how each activity for which income is reported in column (e) of Part XVI-A contributed importantly to the accomplishment of the foundation's exempt purposes (other than by providing funds for such purposes).

Part XV Supplementary Information**3 Grants and Contributions Paid During the Year (Continuation)**

Recipient Name and address (home or business)	If recipient is an individual, show any relationship to any foundation manager or substantial contributor	Foundation status of recipient	Purpose of grant or contribution	Amount
AKRON CIVIC THEATRE 182 SOUTH MAIN STREET AKRON, OH 44308	N/A	501C3	NON-COMMERCIAL PROGRAMMING AND ALL ACCESS PROGRAM- TICKETS	5,500.
AKRON COMMUNITY FOUNDATION 345 WEST CEDAR STREET AKRON, OH 44307	N/A	501C3	POLSKY AWARD DINNER	1,800.
AKRON COMMUNITY FOUNDATION 345 WEST CEDAR STREET AKRON, OH 44307	N/A	501C3	YEAR END APPEAL	250.
AKRON GENERAL MEDICAL CENTER WOMEN'S BOARD 1 AKRON GENERAL AVE. AKRON, OH 44307	N/A	501C3	2015 ANNUAL GALA- SILVER SPONSOR	5,000.
AKRON MARATHON CORPORATION 453 SOUTH HIGH STREET # 301 AKRON, OH 44311	N/A	501C3	SUPPORT RUBBER CITY RACE SERIES	5,000.
AKRON ROTARY CAMP 4460 REX LAKE DR AKRON, OH 44319	N/A	501C3	REGATTA- SKIPPER	2,500.
AKRON ROTARY FOUNDATION 4460 REX LAKE DR AKRON, OH 44319	N/A	501C3	CHILI OPEN; ANN. APPEAL; CAMPER SPONSOR	1,200.
AKRON SCORE 175 S MAIN ST STE 204 SUMMIT COUNTY BLDG AKRON, OH 44308	N/A	501C3	EDUCATIONAL PROJECTS	5,000.
AKRON SYMPHONY 92 N. MAIN ST. AKRON, OH 44308	N/A	501C3	2014-2015 CONCERT FOR KIDS, YOUTH SYMPHONY	5,000.
AKRON ZOO 500 EDGEWOOD AVE AKRON, OH 44307	N/A	501C3	SUMMER SAFARI- LION SPONSORSHIP	20,000.
Total from continuation sheets				-1,003,762.

Part XV Supplementary Information

3 Grants and Contributions Paid During the Year (Continuation)

Recipient Name and address (home or business)	If recipient is an individual, show any relationship to any foundation manager or substantial contributor	Foundation status of recipient	Purpose of grant or contribution	Amount
AKRON ZOO 500 EDGEWOOD AVE AKRON, OH 44307	N/A	501C3	MARKETING AND DEVELOPMENT	20,000.
AKRON ZOO 500 EDGEWOOD AVE AKRON, OH 44307	N/A	501C3	MATCHING DONATION	262.
AKRON ZOOLOGICAL PARK, INC. 500 EDGEWOOD AVE AKRON, OH 44307	N/A	501C3	YEAR END DONATE; SUMMER SAFARI	500.
ALZHEIMER'S ASSOCIATION 70 W. STREETSBORO ST. SUITE 201 HUDSON, OH 44236	N/A	501C3	WALK TO END ALZHEIMER'S EVENT IN AKRON	2,500.
AMERICAN RED CROSS 501 WEST MARKET STREET AKRON, OH 44303	N/A	501C3	LOCAL DISASTER RELIEF	5,000.
ARCHBISHOP HOBAN HIGH SCHOOL ONE HOLY CROSS BLVD. AKRON, OH 44306	N/A	501C3	HOBAN HEALTH & FITNESS CENTER	25,000.
ASSOCIATION OF FUNDRAISING PROFESSIONALS PO BOX 1286 BATH, OH 44210	N/A	501C3	HOMETOWN HERO SPONSOR- NTL PHILANTHROPY DAY	1,000.
BALLET THEATRE OF OHIO 265 N MAIN ST. SUITE 13 MUNROE FALLS, OH 44262	N/A	501C3	2015-2016 OUTREACH TICKET PROGRAM	3,000.
BLUECOATS, INC. 497 OVERWOOD RD. AKRON, OH 44313	N/A	501C3	CHARITY GOLF CLASSIC SPONSORSHIP	5,000.
BLUECOATS, INC. 497 OVERWOOD RD. AKRON, OH 44313	N/A	501C3	GOLF OUTING; ENDOWMENT	500.
Total from continuation sheets				

Part XV Supplementary Information

3 Grants and Contributions Paid During the Year (Continuation)

Recipient Name and address (home or business)	If recipient is an individual, show any relationship to any foundation manager or substantial contributor	Foundation status of recipient	Purpose of grant or contribution	Amount
BOY SCOUTS OF AMERICA GREAT TRAIL COUNCIL 1601 SOUTH MAIN STREET AKRON, OH 44301	N/A	501C3	PATHFINDER DISTRICT INITIATIVE	5,000.
BOYS HOPE GIRLS HOPE 9619 GARFIELD BOULEVARD GARFIELD HEIGHTS, OH 44125	N/A	501C3	ACADEMY PROGRAM	5,000.
BUILDING FOR TOMORROW 100 WEST CEDAR STREET AKRON, OH 44307	N/A	501C3	REACH OPPORTUNITY CENTER	10,000.
CASA/GAL PROGRAM OF SUMMIT COUNTY 650 DAN STREET AKRON, OH 44310	N/A	501C3	COURT APPOINTED SPECIAL ADVOCATES	5,000.
CHILD GUIDANCE & FAMILY SERVICES 18 N FORGE STREET AKRON, OH 44304	N/A	501C3	SYSTEMS & INFORMATION SECURITY	10,000.
CHILD GUIDANCE & FAMILY SERVICES 18 N FORGE STREET AKRON, OH 44304	N/A	501C3	COMMEMORATE PATRON FRIENDS OF CHILDREN LUNCH	500.
CONCERNANCY FOR CUY VALLEY NTL PARK 1403 WEST HINES HILL ROAD PENINSULA, OH 44264	N/A	501C3	NEW VISITOR CENTER	50,000.
CUYAHOGA VALLEY SCENIC RAILROAD PO BOX 158 PENINSULA, OH 44264	N/A	501C3	SAINT LUCIE SOUND/RESTORATION PROGRAM	25,000.
DAUGHTERS OF DIVINE CHARITY 39 NORTH PORTAGE PATH AKRON, OH 44303	N/A	501C3	FRANCESCO RESIDENCE- ELEVATOR	5,000.
EAST AKRON NDC 550 S. ARLINGTON ST AKRON, OH 44306	N/A	501C3	EAST AKRON NDC	10,000.
Total from continuation sheets				

Part XV Supplementary Information

3 Grants and Contributions Paid During the Year (Continuation)

Recipient Name and address (home or business)	If recipient is an individual, show any relationship to any foundation manager or substantial contributor	Foundation status of recipient	Purpose of grant or contribution	Amount
ELVES AND MORE OF NORTHEAST OHIO PO BOX 95 CUYAHOGA FALLS, OH 44222	N/A	501C3	PURCHASE 136 BICYCLES	5,000.
EMBRACING FUTURES, INC. 50 SOUTH MAIN STREET SUITE LL 100 AKRON, OH 44308	N/A	501C3	CHILDREN'S ORTHODONTIC CARE	11,000.
FRIENDS OF 91.3 65 STEINER AVENUE AKRON, OH 44301	N/A	501C3	KIDJAM RADIO STUDIO	2,000.
FRIENDS OF HISTORIC GLENDALE CEMETARY 150 GLENDALE AVENUE AKRON, OH 44302	N/A	501C3	RENNOVATION OF BELL TOWER	50,000.
FURNACE STREET MISSION, INC. 150 FURNACE STREET AKRON, OH 44304	N/A	501C3	SAFETY FORCES CHAPLAINCY CENTER	5,000.
GOOD NEIGHBORS, INC. 1453 GOODYEAR BLVD. AKRON, OH 44305	N/A	501C3	COMMUNITY OUTREACH & FOOD CENTER	5,000.
GREENLEAF FAMILY CENTER 580 GRANT STREET AKRON, OH 44311	N/A	501C3	EMERALD GALA SPONSOR- CORPORATE TABLE	1,500.
GREENLEAF FAMILY CENTER 580 GRANT STREET AKRON, OH 44311	N/A	501C3	PCS, LAPTOPS, HARDWARE, SOFTWARE	5,000.
HALE FARM & VILLAGE 2686 OAK HILL RD PENINSULA, OH 44264	N/A	501C3	BENEFACTOR	1,000.
HALE FARM & VILLAGE 2686 OAK HILL RD PENINSULA, OH 44264	N/A	501C3	SUPPORT HISTORIC PRESERVATION PROJECTS- 2016	61,000.
Total from continuation sheets				-

Part XV Supplementary Information**3 Grants and Contributions Paid During the Year (Continuation)**

Recipient Name and address (home or business)	If recipient is an individual, show any relationship to any foundation manager or substantial contributor	Foundation status of recipient	Purpose of grant or contribution	Amount
HERE'S HOPE HORSE FARM 2545 NORTHAMPTON RD CUYAHOGA FALLS, OH 44223	N/A	501C3	2015 HORSE SHOW & VOLUNTEER PROGRAM	1,500.
INTERNATIONAL INSTITUTE OF AKRON 207 EAST TALLMADGE AVE AKRON, OH 44310	N/A	501C3	HOME ESSENTIAL KITS	5,000.
INTERNATIONAL SOAP BOX DERBY 789 DERBY DOWNS DRIVE AKRON, OH 44306	N/A	501C3	GRAVITY RACING CHALLENGE STEM TEAM COMPETITION	10,000.
INTERVAL BROTHERHOOD HOMES, INC. 3445 S. MAIN STREET AKRON, OH 44317	N/A	501C3	BED FRAMES, DESKS, CHAIRS, COUCHES	5,000.
JEWISH FAMILY SERVICES OF AKRON 750 WHITE POND DRIVE AKRON, OH 44320	N/A	501C3	SUMMIT COUNTY SENIORS: HAPPY, HEALTHY	5,000.
KEEP AKRON BEAUTIFUL 850 EAST MARKET STREET AKRON, OH 44305	N/A	501C3	OPERATING EXPENSE	2,000.
LAW ENFORCEMENT FOUNDATION 6277 RIVERSIDE DR, STE 2N DUBLIN, OH 43017	N/A	501C3	DARE CHILD ABDUCTION RESPONSE TEAM	1,000.
LEADERSHIP AKRON 54 EAST MILL STREET, STE 201 AKRON, OH 44308	N/A	501C3	SPONSORSHIP	2,500.
MAGICAL THEATRE COMPANY 565 W. TUSCARAWAS AVE. BARBERTON, OH 44203	N/A	501C3	CAPITAL CAMPAIGN "RESTORE THE MAGIC"	25,000.
MOBILE MEALS, INC. 1063 SOUTH BROADWAY ST AKRON, OH 44311	N/A	501C3	2015 CHEVROLET 2500 EXPRESS VAN	35,000.
Total from continuation sheets				

Part XV Supplementary Information

3 Grants and Contributions Paid During the Year (Continuation)

Recipient Name and address (home or business)	If recipient is an individual, show any relationship to any foundation manager or substantial contributor	Foundation status of recipient	Purpose of grant or contribution	Amount
OAK CLINIC FOR MULTIPLE SCLEROSIS 3838 MASSILLON RD. SUITE 360 UNIONTOWN, OH 44685	N/A	501C3	PATIENT ENTENDED CARE PROGRAM/ WEBSITE	10,000.
ONE IN SIX FOUNDATION 106 SOUTH MAIN STREET, SUITE 1100 AKRON, OH 44308	N/A	501C3	MATCHING GRANT	500.
OPEN M 941 PRINCETON STREET AKRON, OH 44311	N/A	501C3	FOOD PROGRAM/ PANTRY	5,000.
OUR LADY OF THE ELMS HIGH SCHOOL 1375 W. EXCHANGE ST. AKRON, OH 44313	N/A	501C3	SCHOLARSHIP FUND	1,000.
OUR LADY OF THE ELMS 1375 W. EXCHANGE ST. AKRON, OH 44313	N/A	501C3	FEB FANTASY LIGHT UP THE NIGHT	15,000.
PAWSIBILITIES HUMANE SOCIETY 7996 DARROW RD TWINSBURG, OH 44087	N/A	501C3	UPDATE, REPAIR, & MAINTAIN DOG KENNELS	5,000.
PREGNANCY CARE OF SUMMIT COUNTY, INC. 195 E. TALLMADGE AVE. AKRON, OH 44310	N/A	501C3	GENERAL OPERATIONS	5,000.
RAPE CRISIS CENTER 974 E. MARKET STREET AKRON, OH 44305	N/A	501C3	2015 WALK A MILE IN HER SHOES	1,000.
REGINA HEALTH CENTER 5232 BROADVIEW RD. RICHFIELD, OH 44286	N/A	501C3	WHEELCHAIR PLATFORM SCALE	4,200.
RONALD MCDONALD HOUSE OF AKRON 245 LOCUST ST. AKRON, OH 44302	N/A	501C3	PULLING TOGETHER & RACING TO THE FINISH	1,050.
Total from continuation sheets				

Part XV Supplementary Information

3 Grants and Contributions Paid During the Year (Continuation)

Recipient Name and address (home or business)	If recipient is an individual, show any relationship to any foundation manager or substantial contributor	Foundation status of recipient	Purpose of grant or contribution	Amount
SENIOR INDEPENDENCE 1815 WEST MARKET STREET AKRON, OH 44313	N/A	501C3	AKRON ADULT CENTER-SCHOLARSHIPS	5,000.
ST. ANTHONY CATHOLIC CHURCH 83 MOSSIER PLACE AKRON, OH 44310	N/A	501C3	GENERAL OPERATIONS	5,000.
ST. ANTHONY CATHOLIC CHURCH 83 MOSSIER PLACE AKRON, OH 44310	N/A	501C3	ANNUAL DONATIONS	1,750.
ST. HILLARY PARISH FOUNDATION 2750 WEST MARKET STREET AKRON, OH 44333	N/A	501C3	LEHNER DEVELOPMENT FUND	20,000.
ST. HILLARY PARISH FOUNDATION 2750 WEST MARKET STREET AKRON, OH 44333	N/A	501C3	SCHOOL ROOF REPAIR	25,000.
ST. SEBASTIAN PARISH FOUNDATION 476 MULL AVENUE AKRON, OH 44320	N/A	501C3	EXTERIOR BYRIDER HALL WINDOWS	5,000.
ST. VINCENT-ST. MARY HIGH SCHOOL 15 NORTH MAPLE STREET AKRON, OH 44303	N/A	501C3	PROPERTY DEMOLITION AT 249 W. MARKET ST.	15,000.
STAN HYWET HALL & GARDENS 714 N. PORTAGE PATH AKRON, OH 44303	N/A	501C3	PAVING OF PUBLIC PARKING AREAS	100,000.
STAN HYWET HALL & GARDENS 714 N. PORTAGE PATH AKRON, OH 44303	N/A	501C3	RESTORATION OF WEST PORCH & PEWABIC TILE FOUNTAIN	75,000.
STAN HYWET HALL & GARDENS 714 N. PORTAGE PATH AKRON, OH 44303	N/A	501C3	GALA "PRESENTING SPONSOR" SHAKESPEAREAN BALL	25,000.
Total from continuation sheets				

Part XV Supplementary Information**3 Grants and Contributions Paid During the Year (Continuation)**

Recipient Name and address (home or business)	If recipient is an individual, show any relationship to any foundation manager or substantial contributor	Foundation status of recipient	Purpose of grant or contribution	Amount
STAN HYWET HALL & GARDENS 714 N. PORTAGE PATH AKRON, OH 44303	N/A	501C3	ANNUAL FUND	25,000.
STEWART'S CARING PLACE 2955 WEST MARKET STREET, SUITE R AKRON, OH 44333	N/A	501C3	2015 BUTTERFLY GALA- 7/18/15	5,000.
SUMMA FOUNDATION 525 E. MARKET STREET AKRON, OH 44304	N/A	501C3	SUMMA SAPHIRE BALL- RUBY SPONSORSHIP	25,000.
SUMMA FOUNDATION 525 E. MARKET STREET AKRON, OH 44304	N/A	501C3	VERO RADIATION CANCER MACHINE	50,000.
THE CLEVELAND ORCHESTRA 11001 EUCLID AVE. CLEVELAND, OH 44106	N/A	501C3	2015 OPERATING- BLOSSOM MUSIC FEST	5,000.
THE HENNESSEY CHILDREN FUND 1234 EAST BROAD STREET COLUMBUS, OH 43205	N/A	501C3	GOLF OUTING DONATION AND OTHER SUPPORT	1,000.
THE NATURE CONSERVANCY 6375 RIVERSIDE DRIVE, SUITE 100 AKRON, OH 43017	N/A	501C3	NORTHEAST OHIO PROGRAM- LUCIA S. NASH PRESERVE	7,000.
THE ONE IN SIX FOUNDATION 106 SOUTH MAIN STREET, SUITE 1100 AKRON, OH 44308	N/A	501C3	YEAR END ANNUAL APPEAL	250.
THE UNIVERSITY OF AKRON 302 E. BUCHTEL AVE AKRON, OH 44325	N/A	501C3	STUDENT SUCCESS CENTER	50,000.
TUESDAY MUSICAL ASSOCIATION 1041 W. MARKET STREET, SUITE 200 AKRON, OH 44313	N/A	501C3	SUPPORT FOR 2015-2016 CONCERT SERIES	3,000.
Total from continuation sheets				

Part XV Supplementary Information

3 Grants and Contributions Paid During the Year (Continuation)

Recipient Name and address (home or business)	If recipient is an individual, show any relationship to any foundation manager or substantial contributor	Foundation status of recipient	Purpose of grant or contribution	Amount
UNITED DISABILITY SERVICES 701 S. MAIN STREET AKRON, OH 44311	N/A	501C3	HANDICAP-ACCESSIBLE VEHICLE	20,000.
VICTORY GALLOP 1745 N. HAMETOWN RD. AKRON, OH 44333	N/A	501C3	NEW SADDLES	5,000.
YOUNG LIFE GREATER AKRON 111 BROAD STREET, SUITE 200 WADSWORTH, OH 44281	N/A	501C3	GENERAL OPERATIONS	5,000.
Total from continuation sheets				

FORM 990-PF	DIVIDENDS AND INTEREST FROM SECURITIES				STATEMENT 1
SOURCE	GROSS AMOUNT	CAPITAL GAINS DIVIDENDS	(A) REVENUE PER BOOKS	(B) NET INVESTMENT INCOME	(C) ADJUSTED NET INCOME
CL & JL HOLDINGS, LLC	89.	0.	89.	89.	
MERRILL LYNCH DIVIDENDS	543,915.	180,392.	363,523.	363,523.	
MERRILL LYNCH INTEREST	12,646.	0.	12,646.	12,646.	
TO PART I, LINE 4	556,650.	180,392.	376,258.	376,258.	

FORM 990-PF	OTHER INCOME			STATEMENT 2
DESCRIPTION	(A) REVENUE PER BOOKS	(B) NET INVESTMENT INCOME	(C) ADJUSTED NET INCOME	
MISCELLANEOUS INCOME	2,262.	2,262.		
CL & JL HOLDINGS	-55,267.	-55,267.		
TOTAL TO FORM 990-PF, PART I, LINE 11	-53,005.	-53,005.		

FORM 990-PF	LEGAL FEES				STATEMENT 3
DESCRIPTION	(A) EXPENSES PER BOOKS	(B) NET INVESTMENT INCOME	(C) ADJUSTED NET INCOME	(D) CHARITABLE PURPOSES	
LEGAL FEES	389.	0.			0.
TO FM 990-PF, PG 1, LN 16A	389.	0.			0.

FORM 990-PF	ACCOUNTING FEES			STATEMENT 4
DESCRIPTION	(A) EXPENSES PER BOOKS	(B) NET INVEST- MENT INCOME	(C) ADJUSTED NET INCOME	(D) CHARITABLE PURPOSES
ACCOUNTING FEES	25,450.	12,725.		1,782.
TO FORM 990-PF, PG 1, LN 16B	25,450.	12,725.		1,782.

FORM 990-PF	TAXES			STATEMENT 5
DESCRIPTION	(A) EXPENSES PER BOOKS	(B) NET INVEST- MENT INCOME	(C) ADJUSTED NET INCOME	(D) CHARITABLE PURPOSES
FOREIGN TAXES PAID	2,586.	2,586.		0.
STATE OF OHIO FILING FEE	400.	0.		0.
PAYROLL TAXES	5,504.	550.		4,954.
FEDERAL TAXES	6,000.	6,000.		0.
TO FORM 990-PF, PG 1, LN 18	14,490.	9,136.		4,954.

FORM 990-PF	OTHER EXPENSES			STATEMENT 6
DESCRIPTION	(A) EXPENSES PER BOOKS	(B) NET INVEST- MENT INCOME	(C) ADJUSTED NET INCOME	(D) CHARITABLE PURPOSES
INVESTMENT MANAGEMENT FEES	174,952.	174,952.		0.
SUPPLIES	32.	0.		0.
INSURANCE	9,520.	0.		0.
TO FORM 990-PF, PG 1, LN 23	184,504.	174,952.		0.

FORM 990-PF U.S. AND STATE/CITY GOVERNMENT OBLIGATIONS STATEMENT 7

DESCRIPTION	U.S. GOV'T	OTHER GOV'T	BOOK VALUE	FAIR MARKET VALUE
US & STATE GOV'T OBLIGATIONS-SEE ATTACHED MERRILL LYNCH STATEMENT	X		139,814.	138,494.
TOTAL U.S. GOVERNMENT OBLIGATIONS			139,814.	138,494.
TOTAL STATE AND MUNICIPAL GOVERNMENT OBLIGATIONS				
TOTAL TO FORM 990-PF, PART II, LINE 10A			139,814.	138,494.

FORM 990-PF CORPORATE STOCK STATEMENT 8

DESCRIPTION	BOOK VALUE	FAIR MARKET VALUE
STOCKS - SEE ATTACHED MERRILL LYNCH STATEMENT	8,400,880.	9,386,576.
TOTAL TO FORM 990-PF, PART II, LINE 10B	8,400,880.	9,386,576.

FORM 990-PF CORPORATE BONDS STATEMENT 9

DESCRIPTION	BOOK VALUE	FAIR MARKET VALUE
CORPORATE BONDS - SEE ATTACHED MERRILL LYNCH STATEMENT	157,191.	171,549.
TOTAL TO FORM 990-PF, PART II, LINE 10C	157,191.	171,549.

FORM 990-PF OTHER INVESTMENTS STATEMENT 10

DESCRIPTION	VALUATION METHOD	BOOK VALUE	FAIR MARKET VALUE
MUTUAL FUNDS - SEE ATTACHED CL & JL HOLDINGS, LLC	COST	4,874,506.	4,897,702.
	COST	0.	0.
TOTAL TO FORM 990-PF, PART II, LINE 13		4,874,506.	4,897,702.

FORM 990-PF	OTHER ASSETS		STATEMENT 11
DESCRIPTION	BEGINNING OF YR BOOK VALUE	END OF YEAR BOOK VALUE	FAIR MARKET VALUE
WORKERS' COMPENSATION DEPOSIT	32.	0.	0.
TO FORM 990-PF, PART II, LINE 15	32.	0.	0.

FORM 990-PF	OTHER LIABILITIES		STATEMENT 12
DESCRIPTION	BOY AMOUNT	EOY AMOUNT	
WITHHELD PAYROLL TAXES	0.	508.	
TOTAL TO FORM 990-PF, PART II, LINE 22	0.	508.	

FORM 990-PF

LIST OF CONTROLLED ENTITIES
PART VII-A, LINE 11

STATEMENT 13

NAME OF CONTROLLED ENTITY

EMPLOYER ID NO

CL AND JL HOLDINGS, LLC

26-2841836

ADDRESS

EXCESS BUSINESS HOLDING [] YES [X] NO

75 E. MARKET ST.
AKRON, OH 44308

FORM 990-PF

GRANT APPLICATION SUBMISSION INFORMATION
PART XV, LINES 2A THROUGH 2D

STATEMENT 14

NAME AND ADDRESS OF PERSON TO WHOM APPLICATIONS SHOULD BE SUBMITTED

MS. ROBIN COMPTON, EXECUTIVE DIRECTOR
344 INVERNESS ROAD
AKRON, OH 44313

TELEPHONE NUMBER

330-867-3729

EMAIL ADDRESS

LEHNERFAMILYFDN@GMAIL.COM

FORM AND CONTENT OF APPLICATIONS

ONE PAGE SUMMARY CONTAINING: PURPOSE OF THE ORGANIZATION, PURPOSE OF THE GRANT REQUEST, TOTAL PROJECT COST, PROJECT TIMETABLE, PROJECT BUDGET AND AMOUNT REQUESTED FROM THIS AND OTHER FOUNDATIONS. PRIOR YEAR ANNUAL REPORT AND FINANCIAL STATEMENT OR FORM 990, 501(C)(3) LETTER FROM THE IRS IF YOU HAVE NOT RECEIVED A GRANT IN THE PAST, CONTACT INFORMATION FOR THE INDIVIDUAL MAKING THE GRANT REQUEST.

ANY SUBMISSION DEADLINES

MARCH 31, JUNE 30, SEPTEMBER 30 AND DECEMBER 31.

RESTRICTIONS AND LIMITATIONS ON AWARDS

501(C)(3) ORGANIZATIONS WITH FACILITIES PRIMARILY IN SUMMIT COUNTY, OHIO.

GENERAL EXPLANATION

STATEMENT 15

FORM/LINE IDENTIFIER AND DESCRIPTION/RETURN REFERENCE

FORM 990-PF, PAGE 5, PART VII-A, LINE 11 - CONTROLLED ENTITY INFORMATION

EXPLANATION:

CL & JL HOLDINGS, LLC
75 E. MARKET STREET
AKRON, OH 44308

26-2841836

CONTROLLED ENTITY IS NOT AN EXCESS BUSINESS HOLDING



Fiscal Statement



THE LEHNER FAMILY FOUNDATION

CURRENT PORTFOLIO SUMMARY

Quantity	Security Description	Date Acquired	Total/Adj Cost Basis	Fiscal Year Value 12/31/15	Unrealized Gain or (Loss)	Est Accrued Interest	Est Annual Income
	CASH		226.08	226.08			
54,892	ML BANK DEPOSIT PROGRAM	11/25/08	54,892.00	54,892.00			10.98
	Total Cash and Money Funds		55,118.08	55,118.08			10.98

Cash and Money Funds

CURRENT PORTFOLIO SUMMARY

Quantity	Security Description	Date Acquired	Total/Adj Cost Basis	Fiscal Year Value 12/31/15	Unrealized Gain or (Loss)	Est Annual Income
	Equities					
2	ALBEMARLE CORP COM	10/19/11	94.06	112.02	17.96	3.00
34	ALBEMARLE CORP COM	07/10/12	2,023.55	1,904.34	(119.21)	40.00
24	ALBEMARLE CORP COM	02/06/13	1,492.79	1,344.24	(148.55)	28.00
18	ALBEMARLE CORP COM	08/07/13	1,134.21	1,008.18	(126.03)	21.00
1	ALBEMARLE CORP COM	12/04/13	67.61	56.01	(11.60)	2.00
16	ALBEMARLE CORP COM	04/24/14	1,072.74	896.16	(176.58)	19.00
9	AIRGAS INC COM	01/03/13	846.14	1,244.88	398.74	22.00
11	AIRGAS INC COM	06/10/13	1,111.27	1,521.52	410.25	27.00
12	AIRGAS INC COM	02/05/14	1,208.08	1,659.84	451.76	29.00

PLEASE SEE REVERSE SIDE

Page 114 of 360
Statement Period Year Ending 12/31/15
Account No. 616-04127

EMASM Fiscal Statement

THE LEHNER FAMILY FOUNDATION

CURRENT PORTFOLIO SUMMARY

Quantity	Security Description	Date Acquired	Total/Adj Cost Basis	Fiscal Year Value 12/31/15	Unrealized Gain or (Loss)	Est Annual Income
	Equities					
9	AIRGAS INC COM	04/24/14	972.49	1,244.88	272.39	22.00
14	AIRGAS INC COM	10/01/15	1,215.65	1,936.48	720.83	34.00
20	AMPHENOL CORP CL A NEW	06/27/11	512.30	1,044.60	532.30	12.00
90	AMPHENOL CORP CL A NEW	11/03/11	2,145.56	4,700.70	2,555.14	51.00
36	AMPHENOL CORP CL A NEW	12/06/11	823.65	1,880.28	1,056.63	21.00
30	AMPHENOL CORP CL A NEW	08/07/13	1,166.52	1,566.90	400.38	17.00
2	AMPHENOL CORP CL A NEW	12/04/13	84.90	104.46	19.56	2.00
14	ALLEGHANY CORP DEL COM	03/20/12	4,632.09	6,691.02	2,058.93	
1	ALLEGHANY CORP DEL COM	06/25/15	478.00	477.93	(0.07)	
9	AMETEK INC NEW	05/20/10	164.43	482.31	317.88	4.00
51	AMETEK INC NEW	06/20/11	1,402.40	2,733.09	1,330.69	19.00
85	AMETEK INC NEW	06/27/11	2,403.23	4,555.15	2,151.92	31.00
27	AMETEK INC NEW	11/03/11	734.06	1,446.93	712.87	10.00
2	AMETEK INC NEW	06/25/15	108.00	107.18	(0.82)	1.00
34	AVALONBAY CMMUN INC REIT	12/13/13	4,054.22	6,260.42	2,206.20	170.00
27	AVALONBAY CMMUN INC REIT	02/05/14	3,404.70	4,971.51	1,566.81	135.00

PLEASE SEE REVERSE SIDE
 Page 115 of 360
 Statement Period Year Ending 12/31/15
 Account No. 616-04127



Fiscal Statement



THE LEHNER FAMILY FOUNDATION

CURRENT PORTFOLIO SUMMARY

Quantity	Security Description	Date Acquired	Total/Adj Cost Basis	Fiscal Year Value 12/31/15	Unrealized Gain or (Loss)	Est Annual Income
	Equities					
3	AMERISOURCEBERGEN CORP	06/27/11	122.14	311.13	188.99	5.00
21	AMERISOURCEBERGEN CORP	09/02/11	820.74	2,177.91	1,357.17	29.00
38	AMERISOURCEBERGEN CORP	12/06/11	1,388.44	3,940.98	2,552.54	52.00
36	AMERISOURCEBERGEN CORP	01/04/12	1,373.57	3,733.56	2,359.99	49.00
1	AMERISOURCEBERGEN CORP	12/04/13	69.23	103.71	34.48	2.00
1	AMERISOURCEBERGEN CORP	06/25/15	108.35	103.71	(4.64)	2.00
11	AMERISOURCEBERGEN CORP	11/12/15	1,071.13	1,140.81	69.68	15.00
124	ALLY FINL INC	04/14/14	2,970.94	2,311.36	(659.58)	
37	ALLY FINL INC	04/25/14	900.13	689.68	(210.45)	
140	ALLY FINL INC	07/31/14	3,220.90	2,609.60	(611.30)	
3	ALLY FINL INC	06/25/15	70.53	55.92	(14.61)	
149	AMERICAN HOMES 4 RENT	09/11/15	2,308.67	2,482.34	173.67	30.00
11	AMERICAN HOMES 4 RENT	09/25/15	176.66	183.26	6.60	3.00
58	AMERICAN CAMPUS CMNTYS INC	11/04/13	1,943.71	2,397.72	454.01	93.00
62	AMERICAN CAMPUS CMNTYS INC	12/09/13	1,965.17	2,563.08	597.91	100.00

PLEASE SEE REVERSE SIDE
 Page 116 of 360
 Statement Period Year Ending 12/31/15
 Account No. 616-04127



Fiscal Statement

THE LEHNER FAMILY FOUNDATION

CURRENT PORTFOLIO SUMMARY

Quantity	Security Description	Date Acquired	Total/Adj Cost Basis	Fiscal Year Value 12/31/15	Unrealized Gain or (Loss)	Est Annual Income
	Equities					
43	AMERICAN CAMPUS CMNTYS INC	01/28/15	1,943.66	1,777.62	(166.04)	69.00
17	AMERIPRISE FINL INC	06/27/11	949.53	1,809.14	859.61	46.00
38	AMERIPRISE FINL INC	07/15/11	2,053.70	4,043.96	1,990.26	102.00
40	AMERIPRISE FINL INC	12/09/11	1,864.28	4,256.80	2,392.52	108.00
1	AMERIPRISE FINL INC	06/25/15	129.04	106.42	(22.62)	3.00
3	ANALOG DEVICES INC COM	08/02/11	101.61	165.96	64.35	5.00
39	ANALOG DEVICES INC COM	01/04/12	1,402.83	2,157.48	754.65	63.00
55	ANALOG DEVICES INC COM	05/03/12	2,103.82	3,042.60	938.78	88.00
29	ANALOG DEVICES INC COM	02/06/13	1,290.22	1,604.28	314.06	47.00
19	ANALOG DEVICES INC COM	05/10/13	887.04	1,051.08	164.04	31.00
2	ANALOG DEVICES INC COM	12/04/13	97.25	110.64	13.39	4.00
1	ARROW ELECTRONICS	09/07/07	45.49	54.18	8.69	
4	ARROW ELECTRONICS	01/04/08	143.65	216.72	73.07	
31	ARROW ELECTRONICS	01/04/08	1,242.77	1,679.58	436.81	
40	ARROW ELECTRONICS	02/04/09	728.50	2,167.20	1,438.70	
49	ARROW ELECTRONICS	06/27/11	1,840.93	2,654.82	813.89	

PLEASE SEE REVERSE SIDE
 Page 117 of 360
 Statement Period Year Ending 12/31/15
 Account No. 616-04127



Fiscal Statement



THE LEHNER FAMILY FOUNDATION

CURRENT PORTFOLIO SUMMARY

Quantity	Security Description	Date Acquired	Total/Adj Cost Basis	Fiscal Year Value 12/31/15	Unrealized Gain or (Loss)	Est Annual Income
	Equities					
57	ARROW ELECTRONICS	09/02/11	1,689.46	3,088.26	1,398.80	
3	ARROW ELECTRONICS	09/11/12	111.11	162.54	51.43	
31	ARROW ELECTRONICS	04/02/13	1,229.29	1,679.58	450.29	
21	ARROW ELECTRONICS	10/31/14	1,195.43	1,137.78	(57.65)	
1	ARROW ELECTRONICS	06/25/15	59.59	54.18	(5.41)	
1	AUTOZONE INC NEVADA COM	06/27/11	293.32	741.91	448.59	
5	AUTOZONE INC NEVADA COM	09/02/11	1,559.35	3,709.55	2,150.20	
8	AUTOZONE INC NEVADA COM	02/06/13	2,940.49	5,935.28	2,994.79	
1	AUTOZONE INC NEVADA COM	05/10/13	421.10	741.91	320.81	
40	BALL CORP COM	06/27/11	1,519.43	2,909.20	1,389.77	21.00
41	BALL CORP COM	05/10/13	1,883.68	2,981.93	1,098.25	22.00
31	BALL CORP COM	06/10/13	1,347.03	2,254.63	907.60	17.00
1	BALL CORP COM	06/25/15	72.41	72.73	0.32	1.00
38	BOSTON PPTYS INC REIT	04/01/14	4,348.27	4,846.52	488.25	99.00
8	BOSTON PPTYS INC REIT	07/27/15	1,001.65	1,020.32	18.67	21.00
69	W R BERKLEY CORP	06/27/11	2,203.49	3,777.75	1,574.26	34.00

PLEASE SEE REVERSE SIDE

Statement Period Year Ending 12/31/15 Account No. 616-04127

Page 118 of 360

99999999

EMATM Fiscal Statement

THE LEHNER FAMILY FOUNDATION

CURRENT PORTFOLIO SUMMARY

Quantity	Security Description	Date Acquired	Total/Adj Cost Basis	Fiscal Year Value 12/31/15	Unrealized Gain or (Loss)	Est Annual Income
	Equities					
1	W R BERKLEY CORP	12/04/13	42.77	54.75	11.98	1.00
68	BEST BUY CO INC	01/17/14	1,753.77	2,070.60	316.83	63.00
46	BEST BUY CO INC	02/05/14	1,065.14	1,400.70	335.56	43.00
52	BEST BUY CO INC	04/24/14	1,258.44	1,583.40	324.96	48.00
60	BEST BUY CO INC	09/08/14	1,928.22	1,827.00	(101.22)	56.00
46	BEST BUY CO INC	05/01/15	1,621.75	1,400.70	(221.05)	43.00
1	BEST BUY CO INC	06/25/15	34.14	30.45	(3.69)	1.00
101	BRIXMOR PPTY GROUP INC	01/07/14	2,047.72	2,607.82	560.10	99.00
79	BRIXMOR PPTY GROUP INC	02/12/14	1,646.49	2,039.78	393.29	78.00
59	BRIXMOR PPTY GROUP INC	01/28/15	1,607.58	1,523.38	(84.20)	58.00
75	BRIXMOR PPTY GROUP INC	05/01/15	1,780.81	1,936.50	155.69	74.00
1	BRIXMOR PPTY GROUP INC	06/25/15	23.30	25.82	2.52	1.00
14	BED BATH & BEYOND INC	10/04/12	864.56	675.50	(189.06)	
26	BED BATH & BEYOND INC	11/06/12	1,533.43	1,254.50	(278.93)	
16	BED BATH & BEYOND INC	12/05/12	917.54	772.00	(145.54)	
14	BED BATH & BEYOND INC	03/11/13	849.00	675.50	(173.50)	
29	BED BATH & BEYOND INC	07/28/14	1,810.60	1,399.25	(411.35)	

PLEASE SEE REVERSE SIDE
 Statement Period 12/31/15 Account No. 616-04127
 Page 119 of 360



Fiscal Statement



THE LEHNER FAMILY FOUNDATION

CURRENT PORTFOLIO SUMMARY

Quantity	Security Description	Date Acquired	Total/Adj Cost Basis	Fiscal Year Value 12/31/15	Unrealized Gain or (Loss)	Est Annual Income
	Equities					
46	BED BATH & BEYOND INC	06/18/15	3,276.46	2,219.50	(1,056.96)	
1	BED BATH & BEYOND INC	06/25/15	68.51	48.25	(20.26)	
16	BED BATH & BEYOND INC	07/27/15	1,041.32	772.00	(269.32)	
40	CMS ENERGY CORP	12/08/08	409.29	1,443.20	1,033.91	47.00
210	CMS ENERGY CORP	06/27/11	4,123.48	7,576.80	3,453.32	244.00
26	CMS ENERGY CORP	10/14/13	696.37	938.08	241.71	31.00
3	CMS ENERGY CORP	06/25/15	94.47	108.24	13.77	4.00
4	CARLISLE COS INC	12/09/08	84.09	354.76	270.67	5.00
13	CARLISLE COS INC	08/13/10	383.62	1,152.97	769.35	16.00
22	CARLISLE COS INC	09/29/10	651.22	1,951.18	1,299.96	27.00
57	CARLISLE COS INC	06/27/11	2,717.99	5,055.33	2,337.34	69.00
23	CARLISLE COS INC	06/10/13	1,534.70	2,039.87	505.17	28.00
1	CARLISLE COS INC	06/25/15	100.81	88.69	(12.12)	2.00
16	CONSTELLATION BRANDS INC	04/29/14	1,285.37	2,279.04	993.67	20.00
20	CONSTELLATION BRANDS INC	07/28/14	1,725.12	2,848.80	1,123.68	25.00
22	CONSTELLATION BRANDS INC	09/12/14	1,904.04	3,133.68	1,229.64	28.00
81	CENTERPOINT ENERGY INC	09/02/11	1,583.00	1,487.16	(95.84)	81.00



Fiscal Statement

THE LEHNER FAMILY FOUNDATION

CURRENT PORTFOLIO SUMMARY

Quantity	Security Description	Date Acquired	Total/Adj Cost Basis	Fiscal Year Value 12/31/15	Unrealized Gain or (Loss)	Est Annual Income
	Equities					
61	CENTERPOINT ENERGY INC	12/06/11	1,205.85	1,119.96	(85.89)	61.00
86	CENTERPOINT ENERGY INC	10/25/12	1,832.09	1,578.96	(253.13)	86.00
63	CENTERPOINT ENERGY INC	12/05/12	1,246.52	1,156.68	(89.84)	63.00
43	CENTERPOINT ENERGY INC	02/05/14	990.50	789.48	(201.02)	43.00
115	CENTERPOINT ENERGY INC	03/17/15	2,367.02	2,111.40	(255.62)	114.00
129	CENTERPOINT ENERGY INC	06/18/15	2,533.64	2,368.44	(165.20)	128.00
40	CENTERPOINT ENERGY INC	07/27/15	746.90	734.40	(12.50)	40.00
40	CBS CORP NEW CL B	07/28/14	2,311.60	1,885.20	(426.40)	24.00
9	CBS CORP NEW CL B	07/31/14	516.33	424.17	(92.16)	6.00
25	CBS CORP NEW CL B	12/03/14	1,357.58	1,178.25	(179.33)	15.00
22	CBS CORP NEW CL B	01/28/15	1,250.57	1,036.86	(213.71)	14.00
19	CBS CORP NEW CL B	07/27/15	1,000.37	895.47	(104.90)	12.00
58	COMMSCOPE HLDG CO INC	12/09/13	1,003.43	1,501.62	498.19	
58	COMMSCOPE HLDG CO INC	09/08/14	1,510.76	1,501.62	(9.14)	
47	COMMSCOPE HLDG CO INC	12/03/14	1,074.35	1,216.83	142.48	
25	COLUMBIA PIPELINE GROUP INC SHS	11/01/12	410.18	500.00	89.82	13.00

PLEASE SEE REVERSE SIDE
 Page 121 of 360
 Statement Period Year Ending 12/31/15
 Account No. 616-04127



Fiscal Statement



THE LEHNER FAMILY FOUNDATION

CURRENT PORTFOLIO SUMMARY

Quantity	Security Description	Date Acquired	Total/Adj Cost Basis	Fiscal Year Value 12/31/15	Unrealized Gain or (Loss)	Est Annual Income
Equities						
38	COLUMBIA PIPELINE GROUP INC SHS	02/06/13	650.68	760.00	109.32	19.00
27	COLUMBIA PIPELINE GROUP INC SHS	04/01/13	505.17	540.00	34.83	14.00
2	COLUMBIA PIPELINE GROUP INC SHS	12/04/13	40.47	40.00	(0.47)	1.00
157	COLUMBIA PIPELINE GROUP INC SHS	07/29/15	4,672.52	3,140.00	(1,532.52)	79.00
202	COLUMBIA PIPELINE GROUP INC SHS	10/02/15	3,650.18	4,040.00	389.82	101.00
65	COLUMBIA PIPELINE GROUP INC SHS	11/13/15	1,237.59	1,300.00	62.41	33.00
193	CITIZENS FINL GROUP INC SHS	09/25/14	4,474.13	5,054.67	580.54	78.00
77	CITIZENS FINL GROUP INC SHS	06/18/15	2,158.40	2,016.63	(141.77)	31.00
10	CHUBB CORP	07/18/11	612.00	1,326.40	714.40	23.00
17	CHUBB CORP	08/02/11	1,059.55	2,254.88	1,195.33	39.00
22	CHUBB CORP	10/06/11	1,335.29	2,918.08	1,582.79	51.00
1	CHUBB CORP	12/04/13	93.97	132.64	38.67	3.00
12	CHUBB CORP	02/05/14	1,000.84	1,591.68	590.84	28.00

PLEASE SEE REVERSE SIDE
 Page 122 of 360
 Statement Period Year Ending 12/31/15
 Account No. 616-04127





Fiscal Statement

THE LEHNER FAMILY FOUNDATION

CURRENT PORTFOLIO SUMMARY

Quantity	Security Description	Date Acquired	Total/Adj Cost Basis	Fiscal Year Value 12/31/15	Unrealized Gain or (Loss)	Est Annual Income
	Equities					
10	CHUBB CORP	04/24/14	917.82	1,326.40	408.58	23.00
1	CHUBB CORP	06/25/15	96.26	132.64	36.38	3.00
1	CIGNA CORP	03/02/12	44.21	146.33	102.12	1.00
37	CIGNA CORP	03/30/12	1,823.97	5,414.21	3,590.24	2.00
37	CIGNA CORP	04/04/12	1,796.34	5,414.21	3,617.87	2.00
11	CIGNA CORP	04/24/14	875.45	1,609.63	734.18	1.00
38	DISH NETWORK CORPATION CLASS A	06/27/11	1,086.80	2,172.84	1,086.04	2.00
55	DISH NETWORK CORPATION CLASS A	02/01/12	1,562.54	3,144.90	1,582.36	2.00
29	DISH NETWORK CORPATION CLASS A	01/03/13	1,074.12	1,658.22	584.10	2.00
2	DISH NETWORK CORPATION CLASS A	12/04/13	106.46	114.36	7.90	1.00
21	DISH NETWORK CORPATION CLASS A	03/19/15	1,570.33	1,200.78	(369.55)	2.00
34	DR PEPPER SNAPPLE GROUP INC	07/10/12	1,493.05	3,168.80	1,675.75	66.00
22	DR PEPPER SNAPPLE GROUP INC	11/06/12	954.66	2,050.40	1,095.74	43.00

PLEASE SEE REVERSE SIDE
 Page 123 of 360
 Statement Period Year Ending 12/31/15
 Account No 616-04127



Fiscal Statement



THE LEHNER FAMILY FOUNDATION

CURRENT PORTFOLIO SUMMARY

Quantity	Security Description	Date Acquired	Total/Adj Cost Basis	Fiscal Year Value 12/31/15	Unrealized Gain or (Loss)	Est Annual Income
31	DR PEPPER SNAPPLE GROUP INC	09/09/13	1,381.12	2,889.20	1,508.08	60.00
29	DR PEPPER SNAPPLE GROUP INC	02/11/14	1,411.68	2,702.80	1,291.12	56.00
1	DR PEPPER SNAPPLE GROUP INC	06/25/15	74.93	93.20	18.27	2.00
86	EDISON INTL CALIF	06/28/13	4,155.83	5,092.06	936.23	166.00
50	EDISON INTL CALIF	08/07/13	2,431.87	2,960.50	528.63	96.00
2	EDISON INTL CALIF	06/25/15	111.78	118.42	6.64	4.00
27	EQT CORP	03/12/12	1,383.24	1,407.51	24.27	4.00
32	EQT CORP	05/03/12	1,581.32	1,668.16	86.84	4.00
10	EQT CORP	11/06/12	614.96	521.30	(93.66)	2.00
21	EQT CORP	03/17/15	1,619.39	1,094.73	(524.66)	3.00
39	EQT CORP	05/04/15	3,506.87	2,033.07	(1,473.80)	5.00
1	EQT CORP	06/25/15	83.24	52.13	(31.11)	1.00
30	EQT CORP	07/27/15	2,273.40	1,563.90	(709.50)	4.00
30	EQT CORP	10/01/15	1,944.31	1,563.90	(380.41)	4.00
6	EXPEDIA INC	02/07/13	391.05	745.80	354.75	6.00

Equities

PLEASE SEE REVERSE SIDE
 Page 124 of 360
 Statement Period Year Ending 12/31/15
 Account No. 616-04127



Fiscal Statement

THE LEHNER FAMILY FOUNDATION

CURRENT PORTFOLIO SUMMARY

Quantity	Security Description	Date Acquired	Total/Adj Cost Basis	Fiscal Year Value 12/31/15	Unrealized Gain or (Loss)	Est Annual Income
	Equities					
17	EXPEDIA INC	04/01/13	1,027.39	2,113.10	1,085.71	17.00
23	EXPEDIA INC	06/10/13	1,308.43	2,858.90	1,550.47	23.00
43	EXPEDIA INC	10/14/13	2,075.24	5,344.90	3,269.66	42.00
7	EXPEDIA INC	12/09/13	444.96	870.10	425.14	7.00
13	EXPEDIA INC	01/28/15	1,132.72	1,615.90	483.18	13.00
32	EDGEWELL PERS CARE CO	07/11/12	1,797.40	2,507.84	710.44	
15	EDGEWELL PERS CARE CO	11/06/12	813.25	1,175.55	362.30	
17	EDGEWELL PERS CARE CO	01/24/14	1,315.95	1,332.29	16.34	
10	EDGEWELL PERS CARE CO	03/17/15	1,005.91	783.70	(222.21)	
1	EDGEWELL PERS CARE CO	06/25/15	101.05	78.37	(22.68)	
17	EDGEWELL PERS CARE CO	12/03/15	1,337.69	1,332.29	(5.40)	
32	ENERGIZER HOLDINGS INC SHS WHEN ISSUED	07/11/12	621.59	1,089.92	468.33	32.00
15	ENERGIZER HOLDINGS INC SHS WHEN ISSUED	11/06/12	281.25	510.90	229.65	15.00
17	ENERGIZER HOLDINGS INC SHS WHEN ISSUED	01/24/14	455.09	579.02	123.93	17.00
10	ENERGIZER HOLDINGS INC SHS WHEN ISSUED	03/17/15	347.87	340.60	(7.27)	10.00

PLEASE SEE REVERSE SIDE
 Statement Period Year Ending 12/31/15 Account No. 616-04127
 Page 125 of 360



Fiscal Statement



THE LEHNER FAMILY FOUNDATION

CURRENT PORTFOLIO SUMMARY

Quantity	Security Description	Date Acquired	Total/Adj Cost Basis	Fiscal Year Value 12/31/15	Unrealized Gain or (Loss)	Est Annual Income
	Equities					
1	ENERGIZER HOLDINGS INC SHS WHEN ISSUED	06/25/15	34.94	34.06	(0.88)	1.00
7	ENERGEN CRP COM PV 1CENT	04/05/11	441.12	286.93	(154.19)	1.00
93	ENERGEN CRP COM PV 1CENT	06/27/11	5,091.84	3,812.07	(1,279.77)	8.00
12	ENERGEN CRP COM PV 1CENT	11/06/12	555.28	491.88	(63.40)	1.00
42	ENERGEN CRP COM PV 1CENT	10/31/14	2,839.36	1,721.58	(1,117.78)	4.00
47	ENERGEN CRP COM PV 1CENT	01/28/15	2,954.82	1,926.53	(1,028.29)	4.00
1	ENERGEN CRP COM PV 1CENT	06/25/15	69.15	40.99	(28.16)	1.00
98	ENERGEN CRP COM PV 1CENT	10/02/15	4,963.39	4,017.02	(946.37)	8.00
28	EQUIFAX INC	09/19/12	1,335.47	3,118.36	1,782.89	33.00
20	EQUIFAX INC	03/11/13	1,137.70	2,227.40	1,089.70	24.00
14	EQUIFAX INC	05/10/13	891.97	1,559.18	667.21	17.00
15	EQUIFAX INC	10/14/13	913.96	1,670.55	756.59	18.00
64	FIFTH THIRD BANCORP	02/10/11	957.33	1,286.40	329.07	34.00
64	FIFTH THIRD BANCORP	04/05/11	891.18	1,286.40	395.22	34.00
181	FIFTH THIRD BANCORP	06/27/11	2,231.19	3,638.10	1,406.91	95.00
98	FIFTH THIRD BANCORP	10/06/11	1,043.53	1,969.80	926.27	51.00

PLEASE SEE REVERSE SIDE
 Statement Period Year Ending 12/31/15 Account No. 616-04127
 Page 126 of 360





Fiscal Statement

THE LEHNER FAMILY FOUNDATION

CURRENT PORTFOLIO SUMMARY

Quantity	Security Description	Date Acquired	Total/Adj Cost Basis	Fiscal Year Value 12/31/15	Unrealized Gain or (Loss)	Est Annual Income
	Equities					
90	FIFTH THIRD BANCORP	06/05/12	1,110.29	1,809.00	698.71	47.00
89	FIFTH THIRD BANCORP	04/01/13	1,437.71	1,788.90	351.19	47.00
7	FIFTH THIRD BANCORP	06/25/15	151.76	140.70	(11.06)	4.00
54	FIRST REP BK SAN FRANCISCO CALIF NEW COM SHARES	12/05/12	1,789.48	3,567.24	1,777.76	33.00
25	FIRST REP BK SAN FRANCISCO CALIF NEW COM SHARES	02/06/13	924.93	1,651.50	726.57	15.00
19	FIRST REP BK SAN FRANCISCO CALIF NEW COM SHARES	04/24/14	977.40	1,255.14	277.74	12.00
1	FIRST REP BK SAN FRANCISCO CALIF NEW COM SHARES	06/25/15	64.34	66.06	1.72	1.00
4	FORTUNE BRANDS HOME AND SECURITY INC SHS	03/04/11	52.75	222.00	169.25	3.00
67	FORTUNE BRANDS HOME AND SECURITY INC SHS	06/27/11	915.58	3,718.50	2,802.92	43.00
24	FORTUNE BRANDS HOME AND SECURITY INC SHS	08/05/11	284.38	1,332.00	1,047.62	16.00
17	FORTUNE BRANDS HOME AND SECURITY INC SHS	09/14/11	216.21	943.50	727.29	11.00
3	FORTUNE BRANDS HOME AND SECURITY INC SHS	12/04/13	124.08	166.50	42.42	2.00

PLEASE SEE REVERSE SIDE
 Statement Period Year Ending 12/31/15 Account No. 616-04127
 Page 127 of 360



Fiscal Statement



THE LEHNER FAMILY FOUNDATION

CURRENT PORTFOLIO SUMMARY

Quantity	Security Description	Date Acquired	Total/Adj Cost Basis	Fiscal Year Value 12/31/15	Unrealized Gain or (Loss)	Est Annual Income
Equities						
44	FORTUNE BRANDS HOME AND SECURITY INC SHS	10/31/14	1,872.08	2,442.00	569.92	29.00
1	FORTUNE BRANDS HOME AND SECURITY INC SHS	06/25/15	45.86	55.50	9.64	1.00
132	GAP INC DELAWARE	06/27/11	2,344.91	3,260.40	915.49	122.00
40	GAP INC DELAWARE	03/05/13	1,358.87	988.00	(370.87)	37.00
30	GAP INC DELAWARE	04/01/13	1,061.93	741.00	(320.93)	28.00
75	GAP INC DELAWARE	10/14/13	2,769.03	1,852.50	(916.53)	69.00
3	GAP INC DELAWARE	12/04/13	121.55	74.10	(47.45)	3.00
17	GAP INC DELAWARE	02/05/14	650.45	419.90	(230.55)	16.00
1	GAP INC DELAWARE	06/25/15	38.99	24.70	(14.29)	1.00
46	GAP INC DELAWARE	11/12/15	1,220.16	1,136.20	(83.96)	43.00
9	TEGNA INC	04/13/10	130.94	229.68	98.74	6.00
102	TEGNA INC	06/27/11	1,133.55	2,603.04	1,469.49	58.00
4	TEGNA INC	12/04/13	82.84	102.08	19.24	3.00
78	TEGNA INC	12/09/13	1,602.55	1,990.56	388.01	44.00
34	TEGNA INC	06/25/15	1,034.70	867.68	(167.02)	20.00

PLEASE SEE REVERSE SIDE
 Page 128 of 360
 Statement Period Year Ending 12/31/15
 Account No. 616-04127



Fiscal Statement

THE LEHNER FAMILY FOUNDATION

CURRENT PORTFOLIO SUMMARY

Quantity	Security Description	Date Acquired	Total/Adj Cost Basis	Fiscal Year Value 12/31/15	Unrealized Gain or (Loss)	Est Annual Income
	Equities					
270	GENERAL GROWTH PROPERTIE INC SHS	03/18/14	6,010.23	7,346.70	1,336.47	206.00
2	GENERAL GROWTH PROPERTIE INC SHS	06/25/15	52.30	54.42	2.12	2.00
36	GENERAL GROWTH PROPERTIE INC SHS	07/27/15	953.42	979.56	26.14	28.00
32	GENUINE PARTS CO	04/02/15	2,964.99	2,748.48	(216.51)	79.00
32	GENUINE PARTS CO	06/18/15	2,965.30	2,748.48	(216.82)	79.00
24	GENUINE PARTS CO	07/27/15	2,068.51	2,061.36	(7.15)	60.00
19	GENUINE PARTS CO	11/12/15	1,664.75	1,631.91	(32.84)	47.00
164	HARTFORD FINL SVCS GROUP	08/23/12	2,976.15	7,127.44	4,151.29	138.00
34	HARTFORD FINL SVCS GROUP	06/10/13	1,038.60	1,477.64	439.04	29.00
43	HARTFORD FINL SVCS GROUP	04/24/14	1,498.32	1,868.78	370.46	37.00
2	HARTFORD FINL SVCS GROUP	06/25/15	84.54	86.92	2.38	2.00
87	HCP INC	08/24/15	3,444.99	3,326.88	(118.11)	197.00
36	HCP INC	10/01/15	1,337.82	1,376.64	38.82	82.00
8	HUBBELL INC SHS	04/29/13	758.31	808.32	50.01	
13	HUBBELL INC SHS	05/10/13	1,272.91	1,313.52	40.61	

PLEASE SEE REVERSE SIDE
 Page 129 of 360
 Statement Period Year Ending 12/31/15
 Account No. 616-04127



Fiscal Statement



THE LEHNER FAMILY FOUNDATION

CURRENT PORTFOLIO SUMMARY

Quantity	Security Description	Date Acquired	Total/Adj Cost Basis	Fiscal Year Value 12/31/15	Unrealized Gain or (Loss)	Est Annual Income
	Equities					
21	HUBBELL INC SHS	06/10/13	2,051.66	2,121.84	70.18	
19	HUBBELL INC SHS	12/09/13	2,050.86	1,919.76	(131.10)	
25	HUBBELL INC SHS	01/28/15	2,662.90	2,526.00	(136.90)	
12	HUBBELL INC SHS	03/17/15	1,315.62	1,212.48	(103.14)	
1	HUBBELL INC SHS	06/25/15	110.27	101.04	(9.23)	
32	JACK HENRY & ASSOC INC	01/30/08	789.24	2,497.92	1,708.68	32.00
30	JACK HENRY & ASSOC INC	04/29/08	792.30	2,341.80	1,549.50	30.00
35	JACK HENRY & ASSOC INC	12/23/08	649.03	2,732.10	2,083.07	35.00
96	JACK HENRY & ASSOC INC	06/27/11	2,845.10	7,493.76	4,648.66	96.00
28	JACK HENRY & ASSOC INC	09/08/14	1,620.00	2,185.68	565.68	28.00
1	JACK HENRY & ASSOC INC	06/25/15	66.09	78.06	11.97	1.00
14	JACK HENRY & ASSOC INC	10/01/15	970.47	1,092.84	122.37	14.00
2	HERSHEY COMPANY	07/15/11	113.64	178.54	64.90	5.00
21	HERSHEY COMPANY	12/06/11	1,233.99	1,874.67	640.68	49.00
28	HERSHEY COMPANY	04/04/12	1,720.06	2,499.56	779.50	66.00
22	HERSHEY COMPANY	07/28/14	2,036.82	1,963.94	(72.88)	52.00
1	HERSHEY COMPANY	06/25/15	88.23	89.27	1.04	3.00

PLEASE SEE REVERSE SIDE
 Statement Period Year Ending 12/31/15 Account No. 616-04127



Fiscal Statement

THE LEHNER FAMILY FOUNDATION

CURRENT PORTFOLIO SUMMARY

Quantity	Security Description	Date Acquired	Total/Adj Cost Basis	Fiscal Year Value 12/31/15	Unrealized Gain or (Loss)	Est Annual Income
Equities						
25	HUMANA INC	06/27/11	2,029.50	4,462.75	2,433.25	29.00
17	HUMANA INC	09/11/12	1,201.86	3,034.67	1,832.81	20.00
29	HUMANA INC	06/10/13	2,368.88	5,176.79	2,807.91	34.00
1	HUMANA INC	12/04/13	103.21	178.51	75.30	2.00
29	HUNTING BANCSHS INC MD	06/27/11	182.60	320.74	138.14	9.00
203	HUNTING BANCSHS INC MD	03/02/12	1,200.95	2,245.18	1,044.23	57.00
81	HUNTING BANCSHS INC MD	07/27/15	939.52	895.86	(43.66)	23.00
10	IDEX CORP DELAWARE COM	10/01/12	415.34	766.10	350.76	13.00
62	IDEX CORP DELAWARE COM	10/19/12	2,528.79	4,749.82	2,221.03	80.00
22	IDEX CORP DELAWARE COM	11/06/12	958.57	1,685.42	726.85	29.00
32	IDEX CORP DELAWARE COM	03/05/13	1,647.91	2,451.52	803.61	41.00
18	IDEX CORP DELAWARE COM	07/01/13	987.89	1,378.98	391.09	24.00
1	IDEX CORP DELAWARE COM	06/25/15	78.94	76.61	(2.33)	2.00
45	INVESCO LTD	06/03/11	1,041.62	1,506.60	464.98	49.00
104	INVESCO LTD	06/27/11	2,318.63	3,481.92	1,163.29	113.00
57	INVESCO LTD	01/04/12	1,162.38	1,908.36	745.98	62.00
24	INVESCO LTD	05/10/13	812.16	803.52	(8.64)	26.00



Fiscal Statement



THE LEHNER FAMILY FOUNDATION

CURRENT PORTFOLIO SUMMARY

Quantity	Security Description	Date Acquired	Total/Adj Cost Basis	Fiscal Year Value 12/31/15	Unrealized Gain or (Loss)	Est Annual Income
	Equities					
2	INVESCO LTD	06/25/15	77.78	66.96	(10.82)	3.00
62	JARDEN CORP	06/27/11	925.59	3,541.44	2,615.85	
61	JARDEN CORP	08/07/13	1,893.10	3,484.32	1,591.22	
32	JARDEN CORP	10/14/13	1,036.23	1,827.84	791.61	
45	JARDEN CORP	04/24/14	1,689.78	2,570.40	880.62	
3	JARDEN CORP	06/25/15	160.80	171.36	10.56	
17	KLA TENCOR CORP PV\$0.001	06/28/13	882.77	1,178.95	296.18	36.00
30	KLA TENCOR CORP PV\$0.001	08/07/13	1,622.09	2,080.50	458.41	63.00
20	KLA TENCOR CORP PV\$0.001	09/09/13	1,096.83	1,387.00	290.17	42.00
2	KLA TENCOR CORP PV\$0.001	12/04/13	114.44	138.70	24.26	5.00
17	KLA TENCOR CORP PV\$0.001	11/12/15	1,123.56	1,178.95	55.39	36.00
107	KIMCO REALTY CORP MD COM REIT	06/11/13	2,312.31	2,831.22	518.91	110.00
82	KIMCO REALTY CORP MD COM REIT	07/01/13	1,692.47	2,169.72	477.25	84.00
141	KIMCO REALTY CORP MD COM REIT	08/07/13	3,024.80	3,730.86	706.06	144.00
47	KIMCO REALTY CORP MD COM REIT	10/14/13	945.72	1,243.62	297.90	48.00



Fiscal Statement

THE LEHNER FAMILY FOUNDATION

CURRENT PORTFOLIO SUMMARY

Quantity	Security Description	Date Acquired	Total/Adj Cost Basis	Fiscal Year Value 12/31/15	Unrealized Gain or (Loss)	Est Annual Income
	Equities					
4	KIMCO REALTY CORP MD COM REIT	06/25/15	92.80	105.84	13.04	5.00
1	KOHL'S CORP WISC PV 1CT	04/19/11	52.33	47.63	(4.70)	2.00
36	KOHL'S CORP WISC PV 1CT	06/27/11	1,810.08	1,714.68	(95.40)	65.00
22	KOHL'S CORP WISC PV 1CT	07/15/11	1,224.50	1,047.86	(176.64)	40.00
34	KOHL'S CORP WISC PV 1CT	09/02/11	1,494.81	1,619.42	124.61	62.00
44	KOHL'S CORP WISC PV 1CT	02/29/12	2,171.97	2,095.72	(76.25)	80.00
41	KOHL'S CORP WISC PV 1CT	07/10/12	1,968.80	1,952.83	(15.97)	74.00
12	KOHL'S CORP WISC PV 1CT	12/05/12	524.48	571.56	47.08	22.00
21	KOHL'S CORP WISC PV 1CT	10/14/13	1,087.62	1,000.23	(87.39)	38.00
3	KOHL'S CORP WISC PV 1CT	12/04/13	161.63	142.89	(18.74)	6.00
40	KOHL'S CORP WISC PV 1CT	07/28/14	2,066.69	1,905.20	(161.49)	72.00
1	KOHL'S CORP WISC PV 1CT	06/25/15	64.17	47.63	(16.54)	2.00
17	KOHL'S CORP WISC PV 1CT	11/12/15	782.09	809.71	27.62	31.00
105	KROGER CO	08/23/13	1,969.00	4,392.15	2,423.15	45.00
2	KROGER CO	12/04/13	41.76	83.66	41.90	1.00
122	KROGER CO	12/09/13	2,463.08	5,103.26	2,640.18	52.00

PLEASE SEE REVERSE SIDE
 Statement Period 12/31/15 Account No. 616-04127
 Page 133 of 360 Year Ending 12/31/15



Fiscal Statement



THE LEHNER FAMILY FOUNDATION

CURRENT PORTFOLIO SUMMARY

Quantity	Security Description	Date Acquired	Total/Adj Cost Basis	Fiscal Year Value 12/31/15	Unrealized Gain or (Loss)	Est Annual Income
	Equities					
86	KROGER CO	02/05/14	1,524.15	3,597.38	2,073.23	37.00
116	LASALLE HOTEL PPTYS BN I REIT	10/26/15	3,322.38	2,918.56	(403.82)	209.00
55	LEGG MASON INC	10/15/13	1,933.97	2,157.65	223.68	44.00
11	LEGG MASON INC	12/19/13	479.01	431.53	(47.48)	9.00
34	LEGG MASON INC	09/08/14	1,672.58	1,333.82	(338.76)	28.00
1	LEGG MASON INC	06/25/15	52.41	39.23	(13.18)	1.00
5	LOEWS CORP	07/07/09	131.09	192.00	60.91	2.00
15	LOEWS CORP	09/10/09	507.52	576.00	68.48	4.00
20	LOEWS CORP	11/10/09	712.00	768.00	56.00	5.00
15	LOEWS CORP	01/06/10	559.49	576.00	16.51	4.00
15	LOEWS CORP	02/04/10	534.72	576.00	41.28	4.00
30	LOEWS CORP	05/20/10	948.89	1,152.00	203.11	8.00
26	LOEWS CORP	06/29/10	865.13	998.40	133.27	7.00
129	LOEWS CORP	06/27/11	5,307.64	4,953.60	(354.04)	33.00
31	LOEWS CORP	05/10/13	1,402.46	1,190.40	(212.06)	8.00
2	LOEWS CORP	12/04/13	93.28	76.80	(16.48)	1.00

PLEASE SEE REVERSE SIDE
 Statement Period Year Ending 12/31/15 Account No. 616-04127
 Page 134 of 360

EMASM Fiscal Statement

THE LEHNER FAMILY FOUNDATION

CURRENT PORTFOLIO SUMMARY

Quantity	Security Description	Date Acquired	Total/Adj Cost Basis	Fiscal Year Value 12/31/15	Unrealized Gain or (Loss)	Est Annual Income
	Equities					
38	LOEWS CORP	02/07/14	1,709.85	1,459.20	(250.65)	10.00
43	LOEWS CORP	10/31/14	1,865.07	1,651.20	(213.87)	11.00
1	LOEWS CORP	06/25/15	39.06	38.40	(0.66)	1.00
13	MSC INDL DIRECT INC CL A	07/10/12	814.48	731.51	(82.97)	23.00
48	MSC INDL DIRECT INC CL A	09/04/12	3,272.60	2,700.96	(571.64)	83.00
8	MSC INDL DIRECT INC CL A	11/06/12	575.85	450.16	(125.69)	14.00
11	MSC INDL DIRECT INC CL A	05/10/13	909.80	618.97	(290.83)	19.00
13	MSC INDL DIRECT INC CL A	10/14/13	1,030.91	731.51	(299.40)	23.00
1	MSC INDL DIRECT INC CL A	12/04/13	76.97	56.27	(20.70)	2.00
25	MSC INDL DIRECT INC CL A	03/17/15	1,827.69	1,406.75	(420.94)	43.00
27	MSC INDL DIRECT INC CL A	05/01/15	1,934.27	1,519.29	(414.98)	47.00
15	M&T BANK CORPORATION	02/18/09	532.73	1,817.70	1,284.97	42.00
17	M&T BANK CORPORATION	12/01/10	1,326.84	2,060.06	733.22	48.00
10	M&T BANK CORPORATION	03/04/11	878.06	1,211.80	333.74	28.00
38	M&T BANK CORPORATION	06/27/11	3,291.94	4,604.84	1,312.90	107.00
7	M&T BANK CORPORATION	11/06/12	728.12	848.26	120.14	20.00
16	M&T BANK CORPORATION	05/28/13	1,850.27	1,938.88	88.61	45.00

PLEASE SEE REVERSE SIDE

Page 135 of 360
Statement Period Year Ending 12/31/15
Account No. 616-04127



Fiscal Statement



THE LEHNER FAMILY FOUNDATION

CURRENT PORTFOLIO SUMMARY

Quantity	Security Description	Date Acquired	Total/Adj Cost Basis	Fiscal Year Value 12/31/15	Unrealized Gain or (Loss)	Est Annual Income
	Equities					
9	M&T BANK CORPORATION	03/17/15	1,103.90	1,090.62	(13.28)	26.00
2	M&T BANK CORPORATION	03/17/15	245.52	242.36	(3.16)	6.00
1	M&T BANK CORPORATION	06/25/15	128.40	121.18	(7.22)	3.00
1	M&T BANK CORPORATION	06/25/15	122.61	121.18	(1.43)	3.00
45	MARRIOTT INTL INC NEW A	10/06/11	1,220.13	3,016.80	1,796.67	45.00
1	MARRIOTT INTL INC NEW A	12/04/13	45.63	67.04	21.41	1.00
22	MARRIOTT INTL INC NEW A	12/09/13	1,028.77	1,474.88	446.11	22.00
1	MARRIOTT INTL INC NEW A	06/25/15	76.55	67.04	(9.51)	1.00
22	MARRIOTT INTL INC NEW A	07/27/15	1,623.86	1,474.88	(148.98)	22.00
14	MARSH & MCLENNAN COS INC	12/15/11	431.20	776.30	345.10	18.00
55	MARSH & MCLENNAN COS INC	12/19/11	1,670.12	3,049.75	1,379.63	69.00
84	MARSH & MCLENNAN COS INC	01/18/12	2,637.57	4,657.80	2,020.23	105.00
42	MARSH & MCLENNAN COS INC	06/05/12	1,329.04	2,328.90	999.86	53.00
24	MARSH & MCLENNAN COS INC	11/04/13	1,105.82	1,330.80	224.98	30.00
2	MARSH & MCLENNAN COS INC	12/04/13	93.91	110.90	16.99	3.00
16	MOHAWK INDUSTRIES INC	07/15/11	900.90	3,030.24	2,129.34	
18	MOHAWK INDUSTRIES INC	11/03/11	951.64	3,409.02	2,457.38	

PLEASE SEE REVERSE SIDE

Page 136 of 360
Statement Period Year Ending 12/31/15
Account No. 616-04127



Fiscal Statement

THE LEHNER FAMILY FOUNDATION

CURRENT PORTFOLIO SUMMARY

Quantity	Security Description	Date Acquired	Total/Adj Cost Basis	Fiscal Year Value 12/31/15	Unrealized Gain or (Loss)	Est Annual Income
	Equities					
24	MOHAWK INDUSTRIES INC	07/10/12	1,670.81	4,545.36	2,874.55	
24	MOHAWK INDUSTRIES INC	07/28/14	3,081.20	4,545.36	1,464.16	
1	MOHAWK INDUSTRIES INC	06/25/15	192.38	189.39	(2.99)	
69	NAT FUEL GAS CO NJ \$1	12/20/13	4,937.61	2,949.75	(1,987.86)	110.00
20	NAT FUEL GAS CO NJ \$1	12/03/14	1,399.95	855.00	(544.95)	32.00
1	NAT FUEL GAS CO NJ \$1	06/25/15	60.70	42.75	(17.95)	2.00
23	NAT FUEL GAS CO NJ \$1	10/01/15	1,151.67	983.25	(168.42)	37.00
36	NORDSTROM INC	02/18/14	2,134.63	1,793.16	(341.47)	54.00
20	NORDSTROM INC	04/24/14	1,243.54	996.20	(247.34)	30.00
35	NORDSTROM INC	09/08/14	2,444.82	1,743.35	(701.47)	52.00
1	NORDSTROM INC	06/25/15	75.92	49.81	(26.11)	2.00
16	NORDSTROM INC	07/27/15	1,236.06	796.96	(439.10)	24.00
19	NORDSTROM INC	11/12/15	1,213.88	946.39	(267.49)	29.00
30	NORTHN TRUST CORP	06/27/11	1,363.80	2,162.70	798.90	44.00
34	NORTHN TRUST CORP	03/05/12	1,504.68	2,451.06	946.38	49.00
21	NORTHN TRUST CORP	12/09/13	1,238.84	1,513.89	275.05	31.00
1	NORTHN TRUST CORP	06/25/15	78.41	72.09	(6.32)	2.00

PLEASE SEE REVERSE SIDE
 Statement Period
 Year Ending 12/31/15 Account No. 616-04127



Fiscal Statement



THE LEHNER FAMILY FOUNDATION

CURRENT PORTFOLIO SUMMARY

Quantity	Security Description	Date Acquired	Total/Adj Cost Basis	Fiscal Year Value 12/31/15	Unrealized Gain or (Loss)	Est Annual Income
Equities						
106	OUTFRONT MEDIA INC SHS	06/27/11	1,345.47	2,313.98	968.51	145.00
2	OUTFRONT MEDIA INC SHS	12/04/13	53.30	43.66	(9.64)	3.00
18	OUTFRONT MEDIA INC SHS	12/31/14	476.82	392.94	(83.88)	25.00
35	OUTFRONT MEDIA INC SHS	01/28/15	1,000.00	764.05	(235.95)	48.00
1	OUTFRONT MEDIA INC SHS	06/25/15	26.35	21.83	(4.52)	2.00
60	OUTFRONT MEDIA INC SHS	12/08/15	1,287.46	1,309.80	22.34	82.00
10	PRICE T ROWE GROUP INC	10/27/08	326.64	714.90	388.26	21.00
20	PRICE T ROWE GROUP INC	02/24/09	467.46	1,429.80	962.34	42.00
36	PRICE T ROWE GROUP INC	06/27/11	2,076.48	2,573.64	497.16	75.00
22	PRICE T ROWE GROUP INC	07/15/11	1,283.61	1,572.78	289.17	46.00
15	PRICE T ROWE GROUP INC	11/06/12	987.90	1,072.35	84.45	32.00
11	PRICE T ROWE GROUP INC	04/24/14	901.06	786.39	(114.67)	23.00
27	PRICE T ROWE GROUP INC	01/28/15	2,166.70	1,930.23	(236.47)	57.00
6	PVH CORP	06/27/11	389.39	441.90	52.51	1.00
11	PVH CORP	01/04/12	809.59	810.15	0.56	2.00
31	PVH CORP	07/10/12	2,429.86	2,283.15	(146.71)	5.00
1	PVH CORP	12/04/13	131.53	73.65	(57.88)	1.00

PLEASE SEE REVERSE SIDE

Statement Period
Year Ending 12/31/15

Page
138 of 360

Account No.
616-04127

99999999



Fiscal Statement

THE LEHNER FAMILY FOUNDATION

CURRENT PORTFOLIO SUMMARY

Quantity	Security Description	Date Acquired	Total/Adj Cost Basis	Fiscal Year Value 12/31/15	Unrealized Gain or (Loss)	Est Annual Income
	Equities					
16	PVH CORP	10/31/14	1,837.22	1,178.40	(658.82)	3.00
1	PVH CORP	08/25/15	116.65	73.65	(43.00)	1.00
8	PVH CORP	07/29/15	916.27	589.20	(327.07)	2.00
15	PVH CORP	11/12/15	1,351.00	1,104.75	(246.25)	3.00
3	PBF ENERGY INC CL A	12/14/12	81.51	110.43	28.92	4.00
49	PBF ENERGY INC CL A	01/24/13	1,441.97	1,803.69	361.72	59.00
70	PBF ENERGY INC CL A	06/10/13	1,907.21	2,576.70	669.49	84.00
5	PBF ENERGY INC CL A	12/04/13	139.17	184.05	44.88	6.00
36	PBF ENERGY INC CL A	06/25/15	1,037.15	1,325.16	288.01	44.00
150	PROGRESSIVE CRP OHIO	08/21/14	3,745.05	4,770.00	1,024.95	103.00
1	PROGRESSIVE CRP OHIO	06/25/15	28.24	31.80	3.56	1.00
34	RAYONIER INC REIT	09/04/13	1,357.22	754.80	(602.42)	34.00
63	RAYONIER INC REIT	12/24/13	1,950.78	1,398.60	(552.18)	63.00
63	RAYONIER INC REIT	02/25/14	2,118.84	1,398.60	(720.24)	63.00
2	RAYONIER INC REIT	06/25/15	51.61	44.40	(7.21)	2.00
53	RAYONIER INC REIT	07/27/15	1,276.91	1,176.60	(100.31)	53.00
66	QUESTAR CORP NPV	11/30/12	1,291.07	1,285.68	(5.39)	56.00

PLEASE SEE REVERSE SIDE

Statement Period Year Ending 12/31/15 Account No. 616-04127

Page 139 of 360



Fiscal Statement



CURRENT PORTFOLIO SUMMARY

Quantity	Security Description	Date Acquired	Total/Adj Cost Basis	Fiscal Year Value 12/31/15	Unrealized Gain or (Loss)	Est Annual Income
Equities						
121	QUESTAR CORP NPV	07/01/13	2,856.12	2,357.08	(499.04)	102.00
100	QUESTAR CORP NPV	10/14/13	2,316.36	1,948.00	(368.36)	84.00
2	QUESTAR CORP NPV	12/04/13	44.50	38.96	(5.54)	2.00
38	QUESTAR CORP NPV	02/05/14	873.20	740.24	(132.96)	32.00
89	QUESTAR CORP NPV	09/08/14	2,092.82	1,733.72	(359.10)	75.00
101	QUESTAR CORP NPV	10/31/14	2,428.60	1,967.48	(461.12)	85.00
1	QUESTAR CORP NPV	06/25/15	21.25	19.48	(1.77)	1.00
86	QUESTAR CORP NPV	10/01/15	1,663.81	1,675.28	.11.47	73.00
15	REGENCY CENTERS CORP REIT	11/18/08	427.97	1,021.80	593.83	30.00
26	REGENCY CENTERS CORP REIT	08/03/10	996.68	1,771.12	774.44	51.00
49	REGENCY CENTERS CORP REIT	06/27/11	2,062.39	3,337.88	1,275.49	96.00
1	REGENCY CENTERS CORP REIT	12/04/13	47.36	68.12	20.76	2.00
10	REXNORD CORP NEW COMMON SHARES	04/11/12	217.11	181.20	(35.91)	
37	REXNORD CORP NEW COMMON SHARES	04/16/12	796.74	670.44	(126.30)	

PLEASE SEE REVERSE SIDE



Fiscal Statement

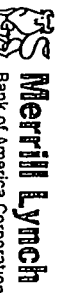
CURRENT PORTFOLIO SUMMARY

Quantity	Security Description	Date Acquired	Total/Adj	Fiscal Year	Unrealized Gain or (Loss)	Est Annual Income
			Cost Basis	Value 12/31/15		
Equities						
11	REXNORD CORP NEW COMMON SHARES	04/17/12	237.71	199.32	(38.39)	
30	REXNORD CORP NEW COMMON SHARES	06/06/12	591.76	543.60	(48.16)	
78	REXNORD CORP NEW COMMON SHARES	06/07/12	1,549.57	1,413.36	(136.21)	
1	REXNORD CORP NEW COMMON SHARES	06/08/12	19.93	18.12	(1.81)	
13	REXNORD CORP NEW COMMON SHARES	10/02/12	237.36	235.56	(1.80)	
1	REXNORD CORP NEW COMMON SHARES	06/25/15	25.05	18.12	(6.93)	
53	REXNORD CORP NEW COMMON SHARES	11/12/15	1,056.78	960.36	(96.42)	
14	REGAL BELOIT CORP WIS	06/27/11	897.68	819.28	(78.40)	13.00
21	REGAL BELOIT CORP WIS	09/02/11	1,155.74	1,228.92	73.18	20.00
8	REGAL BELOIT CORP WIS	11/06/12	550.04	468.16	(81.88)	8.00
26	REGAL BELOIT CORP WIS	07/01/13	1,707.38	1,521.52	(185.86)	24.00
16	REGAL BELOIT CORP WIS	09/09/13	1,047.38	936.32	(111.06)	15.00
15	REGAL BELOIT CORP WIS	04/24/14	1,119.57	877.80	(241.77)	14.00

PLEASE SEE REVERSE SIDE



Fiscal Statement



CURRENT PORTFOLIO SUMMARY

Quantity	Security Description	Date Acquired	Total/Adj		Fiscal Year Value 12/31/15	Unrealized Gain or (Loss)	Est Annual Income
			Cost Basis				
Equities							
1	REGAL BELOIT CORP WIS	06/25/15	73.61		58.52	(15.09)	1.00
256	RITE AID CORPORATION	03/03/14	1,693.82		2,007.04	313.22	
382	RITE AID CORPORATION	04/01/14	2,433.23		2,994.88	561.65	
246	RITE AID CORPORATION	07/31/14	1,649.28		1,928.64	279.36	
10	RITE AID CORPORATION	06/25/15	86.50		78.40	(8.10)	
2	SCHEIN (HENRY) INC COM	06/19/12	159.79		316.38	156.59	
14	SCHEIN (HENRY) INC COM	06/19/12	1,091.01		2,214.66	1,123.65	
20	SCHEIN (HENRY) INC COM	09/11/12	1,550.39		3,163.80	1,613.41	
10	SCHEIN (HENRY) INC COM	01/03/13	822.84		1,581.90	759.06	
1	SCHEIN (HENRY) INC COM	12/04/13	113.49		158.19	44.70	
10	SILGAN HLDGS INC COM	04/24/11	468.69		537.20	68.51	7.00
22	SILGAN HLDGS INC COM	05/04/11	995.09		1,181.84	186.75	15.00
28	SILGAN HLDGS INC COM	05/18/11	1,259.43		1,504.16	244.73	18.00
42	SILGAN HLDGS INC COM	06/27/11	1,689.24		2,256.24	567.00	27.00
51	SILGAN HLDGS INC COM	08/02/11	1,958.14		2,739.72	781.58	33.00
45	SILGAN HLDGS INC COM	05/01/15	2,492.00		2,417.40	(74.60)	29.00
21	SEMPRA ENERGY	08/02/11	1,058.99		1,974.21	915.22	59.00

PLEASE SEE REVERSE SIDE

Page 142 of 360

Statement Period Year Ending 12/31/15

Account No. 616-04127

9999999



Fiscal Statement

CURRENT PORTFOLIO SUMMARY

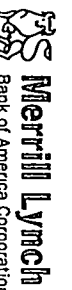
Quantity	Security Description	Date Acquired	Total/Adj Cost Basis	Fiscal Year Value 12/31/15	Unrealized Gain or (Loss)	Est Annual Income
Equities						
34	SEMPRA ENERGY	07/01/13	2,741.18	3,196.34	455.16	96.00
11	SEMPRA ENERGY	08/07/13	960.64	1,034.11	73.47	31.00
1	SEMPRA ENERGY	12/04/13	87.53	94.01	6.48	3.00
19	SHERWIN WILLIAMS	06/27/11	1,568.26	4,932.40	3,364.14	51.00
5	SHERWIN WILLIAMS	04/24/14	1,006.51	1,298.00	291.49	14.00
36	SNAP ON INC COM	06/27/11	2,178.85	6,171.48	3,992.63	88.00
17	SNAP ON INC COM	03/08/13	1,390.75	2,914.31	1,523.56	42.00
1	SNAP ON INC COM	12/04/13	104.34	171.43	67.09	3.00
63	WESTROCK CO SHS ISSUED	06/05/12	1,580.23	2,874.06	1,293.83	95.00
24	WESTROCK CO SHS ISSUED	01/03/13	858.58	1,094.88	236.30	36.00
24	WESTROCK CO SHS ISSUED	12/09/13	1,147.46	1,094.88	(52.58)	36.00
63	WESTROCK CO SHS ISSUED	10/01/15	3,266.87	2,874.06	(392.81)	95.00
22	WEC ENERGY GROUP INC SHS	06/29/10	566.84	1,128.82	561.98	40.00
107	WEC ENERGY GROUP INC SHS	06/27/11	3,314.39	5,490.17	2,175.78	195.00
28	WEC ENERGY GROUP INC SHS	10/31/14	1,387.91	1,436.68	48.77	51.00

PLEASE SEE REVERSE SIDE

Page 143 of 360
 Statement Period Year Ending 12/31/15
 Account No. 616-04127



Fiscal Statement



CURRENT PORTFOLIO SUMMARY

Quantity	Security Description	Date Acquired	Total/Adj		Fiscal Year Value 12/31/15	Unrealized Gain or (Loss)	Est Annual Income
			Cost Basis				
Equities							
1	WEC ENERGY GROUP INC SHS	07/06/15			51.31		2.00
44	SOUTHWESTERN ENERGY CO	01/23/14	1,854.53		312.84	(1,541.69)	
33	SOUTHWESTERN ENERGY CO	04/24/14	1,594.91		234.63	(1,360.28)	
62	SOUTHWESTERN ENERGY CO	09/08/14	2,385.05		440.82	(1,944.23)	
143	SOUTHWESTERN ENERGY CO	01/28/15	3,523.33		1,016.73	(2,506.60)	
1	SOUTHWESTERN ENERGY CO	06/25/15	23.73		7.11	(16.62)	
4	SYNOPSIS INC	01/04/10	90.07		182.44	92.37	
30	SYNOPSIS INC	02/04/10	633.85		1,368.30	734.45	
45	SYNOPSIS INC	04/12/10	1,035.27		2,052.45	1,017.18	
99	SYNOPSIS INC	06/27/11	2,531.13		4,515.39	1,984.26	
39	SYNOPSIS INC	12/09/13	1,486.37		1,778.79	292.42	
33	SYNOPSIS INC	12/03/14	1,421.06		1,505.13	84.07	
1	SYNOPSIS INC	06/25/15	50.45		45.61	(4.84)	
46	SYNOPSIS INC	10/01/15	2,113.59		2,098.06	(15.53)	
55	SUNTRUST BKS INC COM	06/27/11	1,382.15		2,356.20	974.05	53.00
62	SUNTRUST BKS INC COM	07/14/11	1,537.89		2,656.08	1,118.19	60.00
58	SUNTRUST BKS INC COM	11/03/11	1,127.42		2,484.72	1,357.30	56.00

PLEASE SEE REVERSE SIDE



Fiscal Statement

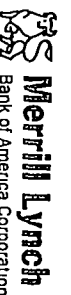
CURRENT PORTFOLIO SUMMARY

Quantity	Security Description	Date Acquired	Total/Adj Cost Basis	Fiscal Year Value 12/31/15	Unrealized Gain or (Loss)	Est Annual Income
Equities						
47	SUNTRUST BKS INC COM	05/03/12	1,143.09	2,013.48	870.39	46.00
1	SUNTRUST BKS INC COM	12/04/13	35.12	42.84	7.72	1.00
30	SUNTRUST BKS INC COM	12/11/13	1,061.61	1,285.20	223.59	29.00
35	SUNTRUST BKS INC COM	03/17/15	1,488.78	1,499.40	10.62	34.00
159	TIME INC SHS	07/28/14	3,870.17	2,491.53	(1,378.64)	121.00
1	TIME INC SHS	06/25/15	23.71	15.67	(8.04)	1.00
43	TIME INC SHS	07/27/15	953.35	673.81	(279.54)	33.00
11	TIFFANY & CO NEW	06/27/11	842.82	839.19	(3.63)	18.00
28	TIFFANY & CO NEW	06/05/12	1,544.63	2,136.12	591.49	45.00
16	TIFFANY & CO NEW	11/06/12	1,035.46	1,220.64	185.18	26.00
10	TIFFANY & CO NEW	02/06/14	853.69	762.90	(90.79)	16.00
20	TIFFANY & CO NEW	10/31/14	1,927.25	1,525.80	(401.45)	32.00
29	TIFFANY & CO NEW	03/17/15	2,466.31	2,212.41	(253.90)	47.00
8	TIFFANY & CO NEW	11/12/15	621.78	610.32	(11.46)	13.00
35	UNUM GROUP	04/09/12	827.90	1,165.15	337.25	26.00
59	UNUM GROUP	04/09/12	1,453.41	1,964.11	510.70	44.00
4	UNUM GROUP	05/01/12	100.54	133.16	32.62	3.00

99999999



Fiscal Statement



CURRENT PORTFOLIO SUMMARY

Quantity	Security Description	Date Acquired	Total/Adj		Fiscal Year Value 12/31/15	Unrealized Gain or (Loss)	Est Annual Income
			Cost	Basis			
Equities							
108	UNUM GROUP	05/03/12	2,413.02		3,595.32	1,182.30	80.00
25	UNUM GROUP	10/18/12	517.37		832.25	314.88	19.00
3	UNUM GROUP	06/25/15	110.10		99.87	(10.23)	3.00
27	UNUM GROUP	11/12/15	972.92		898.83	(74.09)	20.00
26	UNIVERSAL HEALTH SVCS B	04/02/15	3,035.91		3,106.74	70.83	11.00
14	UNIVERSAL HEALTH SVCS B	06/18/15	1,849.36		1,672.86	(176.50)	6.00
9	UNIVERSAL HEALTH SVCS B	11/12/15	1,060.77		1,075.41	14.64	4.00
24	V F CORPORATION	09/19/12	988.54		1,494.00	525.46	36.00
36	V F CORPORATION	04/01/13	1,500.44		2,241.00	740.56	54.00
1	V F CORPORATION	06/25/15	70.53		62.25	(8.28)	2.00
7	VORNADO REALTY TRUST COM REIT	01/09/08	494.74		699.72	204.98	18.00
10	VORNADO REALTY TRUST COM REIT	11/18/08	477.68		999.60	521.92	26.00
10	VORNADO REALTY TRUST COM REIT	01/05/09	529.50		999.60	470.10	26.00
1	VORNADO REALTY TRUST COM REIT	03/17/09	29.02		99.96	70.94	3.00

PLEASE SEE REVERSE SIDE

Page 146 of 360
 Statement Period Year Ending 12/31/15
 Account No. 616-04127



Fiscal Statement

CURRENT PORTFOLIO SUMMARY

Quantity	Security Description	Date Acquired	Total/Adj		Fiscal Year Value 12/31/15	Unrealized Gain or (Loss)	Est Annual Income
			Cost Basis				
Equities							
28	VORNADO REALTY TRUST COM REIT	06/27/11	2,326.12		2,798.88	472.76	71.00
18	VORNADO REALTY TRUST COM REIT	05/10/13	1,404.43		1,799.28	394.85	46.00
19	VORNADO REALTY TRUST COM REIT	07/03/13	1,439.52		1,899.24	459.72	48.00
1	VORNADO REALTY TRUST COM REIT	06/25/15	96.49		99.96	3.47	3.00
11	VORNADO REALTY TRUST COM REIT	11/12/15	1,043.83		1,099.56	55.73	28.00
40,920	FRAC MARRIOTT INTL INC PARENT # 571903202	12/16/09	11.04		0.00	(11.04)	
37	W P CAREY INC COM	10/27/15	2,369.67		2,183.00	(186.67)	143.00
10	W P CAREY INC COM	12/03/15	605.43		590.00	(15.43)	39.00
28	XCEL ENERGY INC	09/29/10	647.70		1,005.48	357.78	36.00
149	XCEL ENERGY INC	06/27/11	3,615.57		5,350.59	1,735.02	191.00
61	XCEL ENERGY INC	07/05/13	1,698.31		2,190.51	492.20	79.00
49	XCEL ENERGY INC	05/01/15	1,660.12		1,759.59	99.47	63.00
48	XL GROUP PLC SHS	05/25/11	1,104.87		1,880.64	775.77	39.00
112	XL GROUP PLC SHS	06/27/11	2,407.78		4,388.16	1,980.38	90.00

PLEASE SEE REVERSE SIDE



Fiscal Statement



CURRENT PORTFOLIO SUMMARY

Quantity	Security Description	Date Acquired	Total/Adj Cost Basis	Fiscal Year Value 12/31/15	Unrealized Gain or (Loss)	Est Annual Income
Equities						
61	XL GROUP PLC SHS	09/02/11	1,205.48	2,389.98	1,184.50	49.00
1	XL GROUP PLC SHS	12/04/13	30.67	39.18	8.51	1.00
40	XL GROUP PLC SHS	12/03/14	1,422.40	1,567.20	144.80	32.00
1	XL GROUP PLC SHS	06/25/15	38.02	39.18	1.16	1.00
127	WEYERHAEUSER CO	03/14/14	3,802.62	3,807.46	4.84	158.00
93	WEYERHAEUSER CO	10/31/14	3,155.13	2,788.14	(366.99)	116.00
2	XILINX INC	04/04/12	70.94	93.94	23.00	3.00
7	XILINX INC	04/04/12	260.46	328.79	68.33	9.00
77	XILINX INC	05/03/12	2,676.27	3,616.69	940.42	96.00
30	XILINX INC	09/19/12	1,054.35	1,409.10	354.75	38.00
39	XILINX INC	03/08/13	1,482.57	1,831.83	349.26	49.00
42	XILINX INC	09/08/14	1,791.29	1,972.74	181.45	53.00
1	XILINX INC	06/25/15	45.76	46.97	1.21	2.00
94	ZIONS BANCORP COM	06/05/12	1,700.28	2,566.20	865.92	23.00
22	WESTAR ENERGY INC	01/30/08	525.61	933.02	407.41	32.00
40	WESTAR ENERGY INC	12/23/08	758.90	1,696.40	937.50	58.00

PLEASE SEE REVERSE SIDE



Fiscal Statement

CURRENT PORTFOLIO SUMMARY

Quantity	Security Description	Date Acquired	Total/Adj Cost Basis	Fiscal Year Value 12/31/15	Unrealized Gain or (Loss)	Est Annual Income
Equities						
123	WESTAR ENERGY INC	06/27/11	3,258.39	5,216.43	1,958.04	178.00
34	WESTAR ENERGY INC	10/14/13	1,045.31	1,441.94	396.63	49.00
2	WESTAR ENERGY INC	06/25/15	68.56	84.82	16.26	3.00
44	WESTAR ENERGY INC	11/12/15	1,804.86	1,866.04	61.18	64.00
	Total Equities		674,697.57	875,796.79	201,047.91	16,914.00

PLEASE SEE REVERSE SIDE
 Page 149 of 360
 Statement Period Year Ending 12/31/15
 Account No. 616-04127



Fiscal Statement



CURRENT PORTFOLIO SUMMARY

Quantity	Security Description	Date Acquired	Total/Adj Cost Basis	Fiscal Year Value 12/31/15	Unrealized Gain or (Loss)	Est Accrued Interest	Est Annual Income
Cash and Money Funds							
	CASH		0.54	0.54			
28,313	ML BANK DEPOSIT PROGRAM	11/30/15	28,313.00	28,313.00			5.66
	Total Cash and Money Funds		28,313.54	28,313.54			5.66

CURRENT PORTFOLIO SUMMARY

Quantity	Security Description	Date Acquired	Total/Adj Cost Basis	Fiscal Year Value 12/31/15	Unrealized Gain or (Loss)	Est Accrued Interest	Est Annual Income
Mutual Funds/Closed End Funds/UIT							
41,137	LORD ABBETT SHORT DURATION INCOME FD A .9550 Fractional Share	03/03/14	187,216.86	177,300.47	(9,916.39)		6,994.00
55,638	BLACKROCK GLOBAL ALLOCATION FD INC A .4460 Fractional Share	11/30/15	4.16	4.12	(0.04)		1.00
		10/21/15	1,083,121.33	992,581.92	(90,539.41)		10,571.00
52,049	BLACKROCK LOW DURATION BOND FUND CL A .0590 Fractional Share	12/16/15	7.89	7.96	0.07		1.00
		11/23/15	500,808.95	498,629.42	(2,179.53)		6,455.00
		12/28/15	0.57	0.57			1.00
	Total Mutual Funds/Closed End Funds/UIT		1,771,159.76	1,668,524.46	(102,635.30)		24,023.00

PLEASE SEE REVERSE SIDE



Fiscal Statement



CURRENT PORTFOLIO SUMMARY

Quantity	Security Description	Date Acquired	Total/Adj Cost Basis	Fiscal Year Value 12/31/15	Unrealized Gain or (Loss)	Est Accrued Interest	Est Annual Income
Cash and Money Funds							
	CASH		0.82	0.82			
140	ML BANK DEPOSIT PROGRAM	03/31/15	140.00	140.00			0.03
	Total Cash and Money Funds		140.82	140.82			0.03

PLEASE SEE REVERSE SIDE
 Page 11 of 360
 Statement Period Year Ending 12/31/15
 Account No. 616-07P40



Fiscal Statement



CURRENT PORTFOLIO SUMMARY

Quantity	Security Description	Date Acquired	Total/Adj Cost Basis	Fiscal Year Value 12/31/15	Unrealized Gain or (Loss)	Est Accrued Interest	Est Annual Income
	Cash and Money Funds						
25,399	CASH	06/01/10	49.14	49.14			5.08
	ML BANK DEPOSIT PROGRAM		25,399.00	25,399.00			
	Total Cash and Money Funds		25,448.14	25,448.14			5.08

CURRENT PORTFOLIO SUMMARY

Quantity	Security Description	Date Acquired	Total/Adj Cost Basis	Fiscal Year Value 12/31/15	Unrealized Gain or (Loss)	Est Accrued Interest	Est Annual Income
	Equities						
6	AMPHENOL CORP CL A NEW	10/14/08	96.20	313.38		217.18	4.00
126	AMPHENOL CORP CL A NEW	08/19/09	2,043.93	6,580.98		4,537.05	71.00
50	AMPHENOL CORP CL A NEW	07/18/11	1,249.09	2,611.50		1,362.41	28.00
44	AMPHENOL CORP CL A NEW	07/21/11	1,110.55	2,298.12		1,187.57	25.00
23	AMPHENOL CORP CL A NEW	10/05/15	1,191.13	1,201.29		10.16	13.00
101	AMETEK INC NEW	12/24/13	5,301.41	5,412.59		111.18	37.00
39	AMETEK INC NEW	04/14/14	1,983.89	2,090.01		106.12	15.00
69	AMETEK INC NEW	08/01/14	3,351.36	3,697.71		346.35	25.00
69	ADEPTUS HEALTH INC SHS CL A	07/30/15	7,444.09	3,761.88		(3,682.21)	

PLEASE SEE REVERSE SIDE
 Page 218 of 360
 Statement Period Year Ending 12/31/15
 Account No. 616-04288

99999999



Fiscal Statement

THE LEHNER FAMILY FOUNDATION

CURRENT PORTFOLIO SUMMARY

Quantity	Security Description	Date Acquired	Total/Adj Cost Basis	Fiscal Year Value 12/31/15	Unrealized Gain or (Loss)	Est Annual Income
	Equities					
26	ADEPTUS HEALTH INC SHS CL A	10/08/15	1,987.30	1,417.52	(569.78)	
44	ADEPTUS HEALTH INC SHS CL A	11/04/15	2,839.07	2,398.88	(440.19)	
56	AGILENT TECHNOLOGIES INC	08/16/12	1,499.10	2,341.36	842.26	26.00
43	AGILENT TECHNOLOGIES INC	02/15/13	1,325.49	1,797.83	472.34	20.00
42	AGILENT TECHNOLOGIES INC	04/08/13	1,252.92	1,756.02	503.10	20.00
38	AGILENT TECHNOLOGIES INC	10/05/15	1,342.24	1,588.78	246.54	18.00
17	ADVANCE AUTO PARTS INC	01/29/15	2,713.07	2,558.67	(154.40)	5.00
28	ADVANCE AUTO PARTS INC	02/09/15	4,498.69	4,214.28	(284.41)	7.00
18	ADVANCE AUTO PARTS INC	02/13/15	2,722.44	2,709.18	(13.26)	5.00
15	ADVANCE AUTO PARTS INC	04/08/15	2,208.89	2,257.65	48.76	4.00
16	ALKERMES PLC NEW	10/15/14	656.49	1,270.08	613.59	
66	ALKERMES PLC NEW	01/06/15	4,080.77	5,239.08	1,158.31	
98	AXALTA COATING SYSTEMS LTD SHS	01/20/15	2,627.03	2,611.70	(15.33)	
35	AXALTA COATING SYSTEMS LTD SHS	03/17/15	975.74	932.75	(42.99)	

PLEASE SEE REVERSE SIDE
 Page 219 of 360
 Statement Period Year Ending 12/31/15
 Account No. 616-04288



Fiscal Statement



THE LEHNER FAMILY FOUNDATION

CURRENT PORTFOLIO SUMMARY

Quantity	Security Description	Date Acquired	Total/Adj Cost Basis	Fiscal Year Value 12/31/15	Unrealized Gain or (Loss)	Est Annual Income
	Equities					
61	AXALTA COATING SYSTEMS LTD SHS	03/18/15	1,712.27	1,625.65	(86.62)	
79	AXALTA COATING SYSTEMS LTD SHS	04/02/15	2,227.36	2,105.35	(122.01)	
73	AXALTA COATING SYSTEMS LTD SHS	08/12/15	2,176.24	1,945.45	(230.79)	
45	ASHLAND INC NEW	02/27/15	5,815.60	4,621.50	(1,194.10)	71.00
16	ASHLAND INC NEW	03/27/15	2,041.12	1,643.20	(397.92)	25.00
64	BORG WARNER INC COM	10/13/14	3,310.51	2,766.72	(543.79)	34.00
133	BORG WARNER INC COM	11/13/14	7,368.01	5,749.59	(1,618.42)	70.00
69	BORG WARNER INC COM	10/30/15	2,811.94	2,982.87	170.93	36.00
39	BIOMARIN PHARMACEUTICALS	11/20/15	3,813.86	4,085.64	271.78	
19	BIOMARIN PHARMACEUTICALS	12/08/15	1,819.83	1,990.44	170.61	
143	BLACK KNIGHT FINL SERVICES INC SHS CL A	05/20/15	3,808.60	4,727.58	918.98	
104	BLACK KNIGHT FINL SERVICES INC SHS CL A	07/01/15	3,119.10	3,438.24	319.14	
53	BLACK KNIGHT FINL SERVICES INC SHS CL A	08/03/15	1,729.15	1,752.18	23.03	



Fiscal Statement

THE LEHNER FAMILY FOUNDATION

CURRENT PORTFOLIO SUMMARY

Quantity	Security Description	Date Acquired	Total/Adj Cost Basis	Fiscal Year Value 12/31/15	Unrealized Gain or (Loss)	Est Annual Income
	Equities					
26	BLACK KNIGHT FINL SERVICES INC SHS CL A	08/04/15	869.93	859.56	(10.37)	
11	BLACK KNIGHT FINL SERVICES INC SHS CL A	08/05/15	368.91	363.66	(5.25)	
8	BLACK KNIGHT FINL SERVICES INC SHS CL A	08/06/15	279.77	264.48	(15.29)	
118	BLUE BUFFALO PET PRODUCTS INC SHS	08/11/15	3,241.14	2,207.78	(1,033.36)	
108	BLUE BUFFALO PET PRODUCTS INC SHS	10/01/15	1,909.46	2,020.68	111.22	
114	BLUE BUFFALO PET PRODUCTS INC SHS	12/14/15	2,047.13	2,132.94	85.81	
36	BROWN FORMAN CORP CL B	09/02/15	3,472.52	3,574.08	101.56	49.00
35	BROWN FORMAN CORP CL B	09/21/15	3,514.01	3,474.80	(39.21)	48.00
20	BROWN FORMAN CORP CL B	12/10/15	2,049.25	1,985.60	(63.65)	28.00
10	CARDINAL HEALTH INC OHIO	02/25/15	890.93	892.70	1.77	16.00
42	CARDINAL HEALTH INC OHIO	05/26/15	3,724.26	3,749.34	25.08	66.00
38	CARDINAL HEALTH INC OHIO	06/25/15	3,300.43	3,392.26	91.83	59.00
58	CEPHEID INC CALIF COM	10/22/12	1,841.08	2,118.74	277.66	
51	CEPHEID INC CALIF COM	01/04/13	1,695.83	1,863.03	167.20	

PLEASE SEE REVERSE SIDE

Statement Period Year Ending 12/31/15 Account No. 616-04288

Page 221 of 360

99999999



Fiscal Statement



THE LEHNER FAMILY FOUNDATION

CURRENT PORTFOLIO SUMMARY

Quantity	Security Description	Date Acquired	Total/Adj Cost Basis	Fiscal Year Value 12/31/15	Unrealized Gain or (Loss)	Est Annual Income
Equities						
74	CEPHEID INC CALIF COM	08/29/14	2,961.41	2,703.22	(258.19)	
44	CEPHEID INC CALIF COM	07/24/15	2,466.46	1,607.32	(859.14)	
32	CEPHEID INC CALIF COM	12/17/15	1,112.41	1,168.96	56.55	
52	CERNER CORP COM	04/29/14	2,606.70	3,128.84	522.14	
41	CERNER CORP COM	06/24/14	2,128.77	2,466.97	338.20	
34	CERNER CORP COM	07/21/14	1,819.10	2,045.78	226.68	
52	CERNER CORP COM	09/25/15	3,228.89	3,128.84	(100.05)	
29	DRIL QUIP	01/06/10	1,687.20	1,717.67	30.47	
28	DRIL QUIP	05/12/11	1,851.55	1,658.44	(193.11)	
25	DRIL QUIP	10/22/13	2,988.19	1,480.75	(1,507.44)	
18	DRIL QUIP	05/09/14	1,855.54	1,066.14	(789.40)	
56	DEXCOM INC	05/05/15	3,734.85	4,586.40	851.55	
27	DEXCOM INC	08/14/15	2,643.40	2,211.30	(432.10)	
23	EAGLE BANCORP INC MD COM	03/09/15	841.91	1,160.81	318.90	
60	EAGLE BANCORP INC MD COM	03/10/15	2,183.44	3,028.20	844.76	
19	EAGLE BANCORP INC MD COM	03/11/15	693.68	958.93	265.25	
52	EXPEDIA INC	11/05/15	7,218.50	6,463.60	(754.90)	50.00

PLEASE SEE REVERSE SIDE

Page 222 of 360 Statement Period Year Ending 12/31/15 Account No. 616-04288

9999999



Fiscal Statement

THE LEHNER FAMILY FOUNDATION

CURRENT PORTFOLIO SUMMARY

Quantity	Security Description	Date Acquired	Total/Adj Cost Basis	Fiscal Year Value 12/31/15	Unrealized Gain or (Loss)	Est Annual Income
	Equities					
31	EXPEDIA INC	12/09/15	3,872.89	3,853.30	(19.59)	30.00
7	EQUINIX INC	09/29/08	477.80	2,116.80	1,639.00	48.00
12	EQUINIX INC	09/23/11	1,090.92	3,628.80	2,537.88	82.00
13	EQUINIX INC	11/06/12	2,363.23	3,931.20	1,567.97	88.00
13	EQUINIX INC	06/03/13	2,590.88	3,931.20	1,340.32	88.00
8	EQUINIX INC	06/05/13	1,593.15	2,419.20	826.05	55.00
14	EQUINIX INC	06/07/13	2,660.31	4,233.60	1,573.29	95.00
1	EQUINIX INC	11/26/14	224.45	302.40	77.95	7.00
1	EQUINIX INC	11/10/15	297.03	302.40	5.37	7.00
83	FIDELITY NATL INFO SVCS INC	08/04/14	4,644.56	5,029.80	385.24	87.00
39	FIDELITY NATL INFO SVCS INC	08/05/14	2,182.57	2,363.40	180.83	41.00
27	FIDELITY NATL INFO SVCS INC	10/07/15	1,894.00	1,636.20	(257.80)	29.00
27	FLEETCOR TECHNOLOGIS INC	03/14/12	983.94	3,859.11	2,875.17	
28	FLEETCOR TECHNOLOGIS INC	01/27/14	2,946.69	4,002.04	1,055.35	
12	FLEETCOR TECHNOLOGIS INC	01/02/15	1,796.48	1,715.16	(81.32)	

PLEASE SEE REVERSE SIDE
 Page 223 of 360
 Statement Period Year Ending 12/31/15
 Account No. 616-04288



Fiscal Statement



THE LEHNER FAMILY FOUNDATION

CURRENT PORTFOLIO SUMMARY

Quantity	Security Description	Date Acquired	Total/Adj Cost Basis	Fiscal Year Value 12/31/15	Unrealized Gain or (Loss)	Est Annual Income
	Equities					
10	FLEETCOR TECHNOLOGIS INC	08/18/15	1,625.01	1,429.30	(195.71)	
6	FIRST REP BK SAN FRANCISCO CALIF NEW COM SHARES	01/19/11	183.82	396.36	212.54	4.00
80	FIRST REP BK SAN FRANCISCO CALIF NEW COM SHARES	07/13/11	2,448.02	5,284.80	2,836.78	48.00
63	FIRST REP BK SAN FRANCISCO CALIF NEW COM SHARES	07/24/14	2,938.59	4,161.78	1,223.19	38.00
64	FIRST REP BK SAN FRANCISCO CALIF NEW COM SHARES	08/07/14	3,023.06	4,227.84	1,204.78	39.00
161	FORTUNE BRANDS HOME AND SECURITY INC SHS	06/01/15	7,434.09	8,935.50	1,501.41	104.00
1	FORTUNE BRANDS HOME AND SECURITY INC SHS	06/02/15	45.99	55.50	9.51	1.00
99	FIVE BELOW INC	12/06/13	4,603.12	3,177.90	(1,425.22)	
32	FIVE BELOW INC	01/15/14	1,282.58	1,027.20	(255.38)	
54	FIVE BELOW INC	02/14/14	1,956.86	1,733.40	(223.46)	
33	FIVE BELOW INC	04/15/14	1,273.12	1,059.30	(213.82)	
18	FIVE BELOW INC	04/30/14	720.06	577.80	(142.26)	
36	FIVE BELOW INC	05/20/14	1,348.66	1,155.60	(193.06)	
82	GLOBAL PMTS INC GEORGIA	02/02/15	3,573.19	5,289.82	1,716.63	4.00

PLEASE SEE REVERSE SIDE
 Page 224 of 360
 Statement Period Year Ending 12/31/15
 Account No. 616-04288



Fiscal Statement

THE LEHNER FAMILY FOUNDATION

CURRENT PORTFOLIO SUMMARY

Quantity	Security Description	Date Acquired	Total/Adj Cost Basis	Fiscal Year Value 12/31/15	Unrealized Gain or (Loss)	Est Annual Income
	Equities					
23	GRACO INC	04/19/12	1,262.00	1,657.61	395.61	31.00
34	GRACO INC	04/27/12	1,783.16	2,450.38	667.22	45.00
45	GRACO INC	07/27/12	1,996.14	3,243.15	1,247.01	60.00
31	GRACO INC	06/12/13	1,962.19	2,234.17	271.98	41.00
46	GRACO INC	02/06/14	3,176.06	3,315.22	139.16	61.00
14	W W GRAINGER INCORP	07/19/13	3,675.87	2,836.26	(839.61)	66.00
10	W W GRAINGER INCORP	01/24/14	2,465.89	2,025.90	(439.99)	47.00
13	W W GRAINGER INCORP	04/04/14	3,339.68	2,633.67	(706.01)	61.00
6	W W GRAINGER INCORP	05/16/14	1,513.26	1,215.54	(297.72)	29.00
13	W W GRAINGER INCORP	01/02/15	3,306.42	2,633.67	(672.75)	61.00
14	HAIN CELESTIAL GROUP INC	09/25/12	445.38	565.46	120.08	
70	HAIN CELESTIAL GROUP INC	11/08/12	2,136.85	2,827.30	690.45	
64	HAIN CELESTIAL GROUP INC	12/28/12	1,708.82	2,584.96	876.14	
17	HAIN CELESTIAL GROUP INC	05/08/15	1,045.90	686.63	(359.27)	
128	HILTON WORLDWIDE HLDGS INC	06/08/15	3,718.44	2,739.20	(979.24)	36.00
207	HILTON WORLDWIDE HLDGS INC	06/18/15	5,925.40	4,429.80	(1,495.60)	58.00

PLEASE SEE REVERSE SIDE
Page 225 of 360
Statement Period Year Ending 12/31/15
Account No. 616-04288



Fiscal Statement



THE LEHNER FAMILY FOUNDATION

CURRENT PORTFOLIO SUMMARY

Quantity	Security Description	Date Acquired	Total/Adj Cost Basis	Fiscal Year Value 12/31/15	Unrealized Gain or (Loss)	Est Annual Income
	Equities					
64	HILTON WORLDWIDE HLDGS INC	10/05/15	1,530.01	1,369.60	(160.41)	18.00
17	HUBBELL INC SHS	03/25/13	1,635.86	1,717.68	81.82	
35	HUBBELL INC SHS	06/03/13	3,475.02	3,536.40	61.38	
27	HUBBELL INC SHS	06/20/13	2,645.48	2,728.08	82.60	
10	HUBBELL INC SHS	07/25/13	1,076.11	1,010.40	(65.71)	
9	INTERCONTINENTAL EXCHANGE INC	04/04/11	1,089.89	2,306.34	1,216.45	27.00
11	INTERCONTINENTAL EXCHANGE INC	05/07/12	1,400.09	2,818.86	1,418.77	33.00
13	INTERCONTINENTAL EXCHANGE INC	02/13/13	1,958.01	3,331.38	1,373.37	39.00
10	INTERCONTINENTAL EXCHANGE INC	05/23/13	1,690.94	2,562.60	871.66	30.00
13	INTERCONTINENTAL EXCHANGE INC	05/09/14	2,472.06	3,331.38	859.32	39.00
9	INTERCONTINENTAL EXCHANGE INC	08/18/14	1,711.69	2,306.34	594.65	27.00
40	INTUIT INC COM	02/05/15	3,656.12	3,860.00	203.88	48.00
44	INTUIT INC COM	02/18/15	3,937.47	4,246.00	308.53	53.00

PLEASE SEE REVERSE SIDE
 Page 226 of 360
 Statement Period Year Ending 12/31/15
 Account No. 616-04288



EMASM Fiscal Statement

THE LEHNER FAMILY FOUNDATION

CURRENT PORTFOLIO SUMMARY

Quantity	Security Description	Date Acquired	Total/Adj Cost Basis	Fiscal Year Value 12/31/15	Unrealized Gain or (Loss)	Est Annual Income
	Equities					
28	INTUIT INC COM	04/28/15	2,843.87	2,702.00	(141.87)	34.00
50	INTUIT INC COM	08/24/15	4,146.64	4,825.00	678.36	60.00
26	KANSAS CITY SOUTHERN	04/02/14	2,733.68	1,941.42	(792.26)	35.00
28	KANSAS CITY SOUTHERN	04/11/14	2,699.22	2,090.76	(608.46)	37.00
28	KANSAS CITY SOUTHERN	05/15/14	2,776.45	2,090.76	(685.69)	37.00
26	KANSAS CITY SOUTHERN	01/22/15	2,938.57	1,941.42	(997.15)	35.00
28	KANSAS CITY SOUTHERN	05/14/15	2,657.77	2,090.76	(567.01)	37.00
80	KATE SPADE & COMPANY	03/08/13	1,512.37	1,421.60	(90.77)	
187	KATE SPADE & COMPANY	06/25/13	3,925.67	3,322.99	(602.68)	
97	KATE SPADE & COMPANY	08/14/14	3,025.12	1,723.69	(1,301.43)	
71	KATE SPADE & COMPANY	09/08/14	2,216.31	1,261.67	(954.64)	
34	KATE SPADE & COMPANY	11/03/14	934.68	604.18	(330.50)	
156	KATE SPADE & COMPANY	12/21/15	2,696.66	2,772.12	75.46	
113	LKQ CORP	05/05/14	3,347.05	3,348.19	1.14	
48	LKQ CORP	05/19/14	1,367.35	1,422.24	54.89	
63	LKQ CORP	06/26/14	1,643.34	1,866.69	223.35	
64	LKQ CORP	08/05/14	1,680.03	1,896.32	216.29	

PLEASE SEE REVERSE SIDE

Page 227 of 360
 Statement Period Year Ending 12/31/15
 Account No. 616-04288



Fiscal Statement



THE LEHNER FAMILY FOUNDATION

CURRENT PORTFOLIO SUMMARY

Quantity	Security Description	Date Acquired	Total/Adj Cost Basis	Fiscal Year Value 12/31/15	Unrealized Gain or (Loss)	Est Annual Income
	Equities					
89	LKQ CORP	09/02/14	2,543.29	2,637.07	93.78	
6	LINKEDIN CORP CLASS A COMMON STOCK	09/05/13	1,454.79	1,350.48	(104.31)	
6	LINKEDIN CORP CLASS A COMMON STOCK	09/05/13	1,484.26	1,350.48	(133.78)	
13	LINKEDIN CORP CLASS A COMMON STOCK	10/30/13	3,038.21	2,926.04	(112.17)	
29	LINKEDIN CORP CLASS A COMMON STOCK	02/07/14	5,940.55	6,527.32	586.77	
8	LINKEDIN CORP CLASS A COMMON STOCK	08/18/14	1,756.75	1,800.64	43.89	
5	LINKEDIN CORP CLASS A COMMON STOCK	05/01/15	1,036.21	1,125.40	89.19	
17	LEVEL 3 COMMUNICATNS INC COM NEW	10/24/08	128.45	924.12	795.67	
102	LEVEL 3 COMMUNICATNS INC COM NEW	05/04/09	1,426.93	5,544.72	4,117.79	
8	L BRANDS INC	02/28/13	368.19	766.56	398.37	16.00
36	L BRANDS INC	05/22/13	1,870.90	3,449.52	1,578.62	72.00
38	L BRANDS INC	07/30/13	2,102.74	3,641.16	1,538.42	76.00
5	METTLER-TOLEDO INTL INC	12/02/11	795.52	1,695.65	900.13	

PLEASE SEE REVERSE SIDE

Statement Period Year Ending 12/31/15 Account No. 616-04288

Page 228 of 360

X 9999999



Fiscal Statement

THE LEHNER FAMILY FOUNDATION

CURRENT PORTFOLIO SUMMARY

Quantity	Security Description	Date Acquired	Total/Adj Cost Basis	Fiscal Year Value 12/31/15	Unrealized Gain or (Loss)	Est Annual Income
	Equities					
14	METTLER-TOLEDO INTL INC	05/21/14	3,415.55	4,747.82	1,332.27	
5	METTLER-TOLEDO INTL INC	11/12/14	1,436.04	1,695.65	259.61	
12	MEDIVATION INC	06/17/13	283.73	580.08	296.35	
54	MEDIVATION INC	01/22/15	2,917.77	2,610.36	(307.41)	
245	MATCH GROUP INC	11/30/15	3,506.44	3,319.75	(186.69)	
79	MC CORMICK NON VTG	01/29/14	5,154.13	6,759.24	1,605.11	136.00
24	MC CORMICK NON VTG	06/26/14	1,680.52	2,053.44	372.92	42.00
48	MC CORMICK NON VTG	10/02/14	3,243.65	4,106.88	863.23	83.00
26	MC CORMICK NON VTG	10/07/15	2,130.45	2,224.56	94.11	45.00
35	MIDDLEBY CORP COM	03/10/15	3,734.18	3,775.45	41.27	
28	MIDDLEBY CORP COM	04/27/15	2,895.47	3,020.36	124.89	
32	MIDDLEBY CORP COM	09/02/15	3,412.60	3,451.84	39.24	
24	MIDDLEBY CORP COM	11/12/15	2,642.40	2,588.88	(53.52)	
11	O'REILLY AUTOMOTIVE INC	12/03/15	2,819.10	2,787.62	(31.48)	
24	PANERA BREAD CO CL A	08/21/13	4,126.12	4,674.72	548.60	
12	PANERA BREAD CO CL A	10/21/13	1,927.86	2,337.36	409.50	
12	PANERA BREAD CO CL A	09/02/14	1,788.42	2,337.36	548.94	



Fiscal Statement



THE LEHNER FAMILY FOUNDATION

CURRENT PORTFOLIO SUMMARY

Quantity	Security Description	Date Acquired	Total/Adj Cost Basis	Fiscal Year Value 12/31/15	Unrealized Gain or (Loss)	Est Annual Income
10	PANERA BREAD CO CL A	09/10/14	1,549.06	1,947.80	398.74	1.00
13	PANERA BREAD CO CL A	10/29/14	2,117.42	2,532.14	414.72	9.00
10	PANERA BREAD CO CL A	10/22/15	1,806.25	1,947.80	141.55	4.00
5	PVH CORP	05/19/10	270.04	368.25	98.21	5.00
55	PVH CORP	06/22/10	2,928.67	4,050.75	1,122.08	5.00
21	PVH CORP	12/17/10	1,417.30	1,546.65	129.35	5.00
27	PVH CORP	04/04/11	1,784.61	1,988.55	203.94	5.00
28	PVH CORP	03/19/15	2,837.15	2,062.20	(774.95)	5.00
84	PURE STORAGE INC SHS CL A	10/07/15	1,371.12	1,307.88	(63.24)	
46	QORVO INC SHS	06/12/15	3,815.18	2,341.40	(1,473.78)	
95	QORVO INC SHS	06/29/15	7,705.67	4,835.50	(2,870.17)	
28	QORVO INC SHS	07/30/15	1,720.37	1,425.20	(295.17)	
45	QORVO INC SHS	10/02/15	1,997.00	2,290.50	293.50	
26	QORVO INC SHS	10/22/15	1,313.45	1,323.40	9.95	
74	RESTORATION HARDWARE HOLDINGS	12/13/13	4,680.02	5,879.30	1,199.28	

PLEASE SEE REVERSE SIDE

Page 230 of 360
Statement Period Year Ending 12/31/15
Account No. 616-04288

95959599





Fiscal Statement

CURRENT PORTFOLIO SUMMARY

Quantity	Security Description	Date Acquired	Total/Adj		Fiscal Year Value 12/31/15	Unrealized Gain or (Loss)	Est Annual Income
			Cost	Basis			
Equities							
32	RESTORATION HARDWARE HOLDINGS	12/17/15	2,654.25		2,542.40	(111.85)	
74	RPM INTERNATIONAL INC	12/03/15	3,463.27		3,260.44	(202.83)	82.00
28	SCHEIN (HENRY) INC COM	07/14/08	1,432.73		4,429.32	2,996.59	
26	SCHEIN (HENRY) INC COM	12/16/10	1,585.30		4,112.94	2,527.64	
25	SCHEIN (HENRY) INC COM	06/13/11	1,734.84		3,954.75	2,219.91	
10	SCHEIN (HENRY) INC COM	10/23/15	1,486.07		1,581.90	95.83	
62	SBA COMMUNICATIONS CRP A	12/15/10	2,440.73		6,514.34	4,073.61	
68	SBA COMMUNICATIONS CRP A	12/21/10	2,721.46		7,144.76	4,423.30	
120	SLM CORP	01/17/13	723.79		782.40	58.61	
121	SLM CORP	05/30/13	1,046.34		788.92	(257.42)	
110	SLM CORP	01/24/14	915.07		717.20	(197.87)	
66	SLM CORP	01/29/14	551.81		430.32	(121.49)	
69	SLM CORP	03/21/14	634.21		449.88	(184.33)	
86	SLM CORP	06/10/14	767.93		560.72	(207.21)	
196	SLM CORP	02/05/15	1,876.92		1,277.92	(599.00)	
18	SENSATA TECH HLDNG BV, ALMELO	05/03/13	623.92		829.08	205.16	

PLEASE SEE REVERSE SIDE



Fiscal Statement



THE LEHNER FAMILY FOUNDATION

CURRENT PORTFOLIO SUMMARY

Quantity	Security Description	Date Acquired	Total/Adj Cost Basis	Fiscal Year Value 12/31/15	Unrealized Gain or (Loss)	Est Annual Income
Equities						
71	SENSATA TECH HLDNG BV, ALMELO	05/20/13	2,622.19	3,270.26	648.07	
86	SENSATA TECH HLDNG BV, ALMELO	06/03/13	2,994.44	3,961.16	966.72	
36	SENSATA TECH HLDNG BV, ALMELO	10/24/13	1,470.83	1,658.16	187.33	
56	SENSATA TECH HLDNG BV, ALMELO	07/08/15	2,798.24	2,579.36	(218.88)	
83	SPLUNK INC COMMON SHARES	03/19/15	5,306.69	4,881.23	(425.46)	
45	SPLUNK INC COMMON SHARES	09/11/15	2,663.97	2,646.45	(17.52)	
30	SERVICENOW INC	10/23/13	1,603.95	2,596.80	992.85	
73	SERVICENOW INC	04/24/14	3,611.73	6,318.88	2,707.15	
30	SERVICENOW INC	04/17/15	2,180.08	2,596.80	416.72	
90	SABRE CORP SHS	07/16/15	2,360.73	2,517.30	156.57	33.00
198	SABRE CORP SHS	07/17/15	5,160.93	5,538.06	377.13	72.00
104	SABRE CORP SHS	08/06/15	2,924.58	2,908.88	(15.70)	38.00
36	TELEFLEX INC	12/04/14	4,278.54	4,732.20	453.66	49.00
18	TELEFLEX INC	01/09/15	2,011.22	2,366.10	354.88	25.00



Fiscal Statement

THE LEHNER FAMILY FOUNDATION

CURRENT PORTFOLIO SUMMARY

Quantity	Security Description	Date Acquired	Total/Adj Cost Basis	Fiscal Year Value 12/31/15	Unrealized Gain or (Loss)	Est Annual Income
	Equities					
85	TRACTOR SUPPLY CO	04/28/15	7,628.58	7,267.50	(361.08)	68.00
28	TRACTOR SUPPLY CO	05/26/15	2,508.05	2,394.00	(114.05)	23.00
25	TRACTOR SUPPLY CO	08/11/15	2,326.18	2,137.50	(188.68)	20.00
34	TRACTOR SUPPLY CO	09/28/15	2,837.10	2,907.00	69.90	28.00
21	TREEHOUSE FOODS INC COM STK	07/03/12	1,328.66	1,647.66	319.00	
36	TREEHOUSE FOODS INC COM STK	09/18/13	2,541.83	2,824.56	282.73	
34	TREEHOUSE FOODS INC COM STK	07/17/14	2,589.70	2,667.64	77.94	
101	TWITTER INC	07/08/14	3,749.76	2,337.14	(1,412.62)	
35	ULTA SALON COSMETICS & FRAGRAN	06/11/14	3,420.07	6,475.00	3,054.93	
54	ULTA SALON COSMETICS & FRAGRAN	07/28/14	4,973.32	9,990.00	5,016.68	
8	ULTA SALON COSMETICS & FRAGRAN	02/10/15	1,097.68	1,480.00	382.32	
48	UNDER ARMOUR INC	02/28/14	2,692.08	3,869.28	1,177.20	
45	UNDER ARMOUR INC	04/24/14	2,250.68	3,627.45	1,376.77	
32	UNDER ARMOUR INC	11/03/14	2,112.30	2,579.52	467.22	

PLEASE SEE REVERSE SIDE
Statement Period Year Ending 12/31/15 Account No. 616-04288
Page 233 of 360



Fiscal Statement



THE LEHNER FAMILY FOUNDATION

CURRENT PORTFOLIO SUMMARY

Quantity	Security Description	Date Acquired	Total/Adj Cost Basis	Fiscal Year Value 12/31/15	Unrealized Gain or (Loss)	Est Annual Income
	Equities					
8	V F CORPORATION	03/24/14	499.10	498.00	(1.10)	12.00
55	V F CORPORATION	08/01/14	3,375.21	3,423.75	48.54	82.00
19	V F CORPORATION	02/10/15	1,318.59	1,182.75	(135.84)	29.00
24	VERTEX PHARMCTLS INC	03/31/15	2,872.44	3,019.92	147.48	
16	VERTEX PHARMCTLS INC	10/05/15	1,834.92	2,013.28	178.36	
165	ZOETIS INC	10/08/15	6,834.70	7,906.80	1,072.10	63.00
50	ZOETIS INC	10/22/15	2,037.06	2,396.00	358.94	19.00
53	ZOETIS INC	11/04/15	2,463.87	2,539.76	75.89	21.00
94	XYLEM INC SHS ISSUED	12/01/15	3,531.56	3,431.00	(100.56)	53.00
55	XYLEM INC SHS ISSUED	12/16/15	2,049.25	2,007.50	(41.75)	31.00
6	WHOLE FOODS MKT INC COM	04/25/14	305.10	201.00	(104.10)	4.00
65	WHOLE FOODS MKT INC COM	04/29/14	3,215.08	2,177.50	(1,037.58)	36.00
72	WHOLE FOODS MKT INC COM	05/07/14	2,711.39	2,412.00	(299.39)	39.00
50	WHOLE FOODS MKT INC COM	07/31/14	1,864.44	1,675.00	(189.44)	27.00
102	WHOLE FOODS MKT INC COM	06/17/15	4,180.37	3,417.00	(763.37)	56.00
50	WHOLE FOODS MKT INC COM	07/10/15	2,047.02	1,675.00	(372.02)	27.00

PLEASE SEE REVERSE SIDE

Page 234 of 360
Statement Period Year Ending 12/31/15
Account No. 616-04288

9999999



Fiscal Statement

THE LEHNER FAMILY FOUNDATION

CURRENT PORTFOLIO SUMMARY

Quantity	Security Description	Date Acquired	Total/Adj Cost Basis	Fiscal Year Value 12/31/15	Unrealized Gain or (Loss)	Est Annual Income
24	WHOLE FOODS MKT INC COM	11/05/15	700.71	804.00	103.29	13.00
	Total Equities		599,359.28	665,931.26	66,571.98	4,399.00

PLEASE SEE REVERSE SIDE
 Page Statement Period Account No.
 235 of 360 Year Ending 12/31/15 616-04288



Fiscal Statement



THE LEHNER FAMILY FOUNDATION

CURRENT PORTFOLIO SUMMARY

Quantity	Security Description	Date Acquired	Total/Adj Cost Basis	Fiscal Year Value 12/31/15	Unrealized Gain or (Loss)	Est Accrued Interest	Est Annual Income
Cash and Money Funds							
	CASH		765.36	765.36			
27,778	ML BANK DEPOSIT PROGRAM	02/27/15	27,778.00	27,778.00			5.56
	Total Cash and Money Funds		28,543.36	28,543.36			5.56
Government Securities							
2,000	FNMA PAD8529 04 50%2040 AMORTIZED FACTOR 0.225132540 AMORTIZED VALUE 450	01/28/15	490.92	487.31	(3.61)	1.69	21.00
3,000	FNMA PAD8529 04 50%2040 AMORTIZED VALUE 675	06/18/15	734.39	730.97	(3.42)	2.53	31.00
6,000	FNMA PAE5471 04 50%2040 AMORTIZED FACTOR 0.282423660 AMORTIZED VALUE 1,694	10/13/11	1,788.80	1,833.84	45.04	6.35	77.00
15,000	FNMA PAL0065 04 50%2041 AMORTIZED FACTOR 0.358588810 AMORTIZED VALUE 5,378	03/17/11	5,427.16	5,820.91	393.75	20.17	243.00
3,000	FHLMC A8 9385 04 50%2039 AMORTIZED FACTOR 0.202878310 AMORTIZED VALUE 608	01/04/12	646.19	656.53	10.34	2.28	28.00
17,000	FNMA P890365 05 50%2041 AMORTIZED FACTOR 0.117318270 AMORTIZED VALUE 1,994	02/18/15	2,239.04	2,227.00	(12.04)	9.14	110.00



Fiscal Statement

THE LEHNER FAMILY FOUNDATION

CURRENT PORTFOLIO SUMMARY

Quantity	Security Description	Date Acquired	Total/Adj Cost Basis	Fiscal Year Value 12/31/15	Unrealized Gain or (Loss)	Est Accrued Interest	Est Annual Income
8,000	U.S. TREASURY NOTE 2.000% NOV 15 2021 02.000% NOV 15 2021	05/07/13	8,209.11	8,023.44	(185.67)	20.22	160.00
4,000	U.S. TREASURY NOTE ORIGINAL UNIT/TOTAL COST: 97.6450/3,905.80	11/05/13	3,905.80	4,011.72	105.92	10.11	80.00
2,000	U.S. TRSY INFLATION NTE 0.125% JUL 15 2022 INFL ADJ PRIN 2,068	11/28/12	2,195.16	2,005.66	(189.50)	1.15	3.00
4,000	U.S. TRSY INFLATION NTE INFL ADJ PRIN 4,137 ORIGINAL UNIT/TOTAL COST:	11/06/13	4,072.79	4,011.32	(61.47)	2.30	6.00
5,000	U.S. TRSY INFLATION NTE INFL ADJ PRIN 5,171 ORIGINAL UNIT/TOTAL COST:	07/08/14	5,184.03	5,014.14	(169.89)	2.87	7.00
9,000	U.S. TREASURY NOTE 0.750% OCT 31 2017 MOODY'S: AAA S&P: ***	10/15/14	9,004.89	8,952.21	(52.68)	11.31	68.00
22,000	U.S. TRSY INFLATION NTE 0.375% JUL 15 2025 INFL ADJ PRIN 22,064	11/06/15	21,360.06	21,362.58	2.52	37.89	83.00
3,000	U.S. TRSRY INFLATION BON 2.500% JAN 15 2029 INFL ADJ PRIN 3,323	12/07/12	4,535.08	3,937.06	(598.02)	34.44	84.00

Government Securities

PLEASE SEE REVERSE SIDE
Page 276 of 360
Statement Period Year Ending 12/31/15
Account No. 616-04292



Fiscal Statement



THE LEHNER FAMILY FOUNDATION

CURRENT PORTFOLIO SUMMARY

Quantity	Security Description	Date Acquired	Total/Adj Cost Basis	Fiscal Year Value 12/31/15	Unrealized Gain or (Loss)	Est Accrued Interest	Est Annual Income
2,000	U.S. TRSRY INFLATION BON INFL ADJ PRIN 2,215 ORIGINAL UNIT/TOTAL COST:	11/05/13	2,617.05	2,624.71	7.66	22.96	56.00
3,000	U.S. TRSRY INFLATION BON INFL ADJ PRIN 3,323 ORIGINAL UNIT/TOTAL COST:	07/08/14	4,096.94	3,937.06	(159.88)	34.44	84.00
1,000	U.S. TREASURY BOND 3.125% AUG 15 2044 MOODY'S: AAA S&P: ***	09/26/14	981.95	1,021.99	40.04	11.72	32.00
7,000	U.S. TREASURY BOND ORIGINAL UNIT/TOTAL COST: 102.8125/7,196.88	11/30/15	7,196.51	7,153.93	(42.58)	82.03	219.00
5,000	U.S. TRSY INFLATION NTE 0.125% APR 15 2016 INFL ADJ PRIN 5,387	01/13/15	5,376.65	5,366.64	(10.01)	1.31	7.00
3,000	FNMA P889579 06%2038 AMORTIZED FACTOR 0.045855070 AMORTIZED VALUE 137	10/22/08	140.32	155.44	15.12	0.69	9.00
12,000	FNMA P889579 06%2038 AMORTIZED VALUE 550	08/12/10	596.52	621.75	25.23	2.75	34.00
12,000	FNMA P992144 06%2038 AMORTIZED FACTOR 0.041810360 AMORTIZED VALUE 501	10/21/08	512.54	570.32	57.78	2.51	31.00

Government Securities

PLEASE-SEE REVERSE SIDE
 Page 277 of 360
 Statement Period Year Ending 12/31/15
 Account No. 616-04292



Fiscal Statement

THE LEHNER FAMILY FOUNDATION

CURRENT PORTFOLIO SUMMARY

Quantity	Security Description	Date Acquired	Total/Adj Cost Basis	Fiscal Year Value 12/31/15	Unrealized Gain or (Loss)	Est Accrued Interest	Est Annual Income
1,000	FHLMC G0 8588 04%2044 AMORTIZED FACTOR 0.675225950 AMORTIZED VALUE 675	02/26/15	722.07	714.11	(7.96)	2.25	28.00
5,000	FHLMC G0 8601 04%2044 AMORTIZED FACTOR 0.773578130 AMORTIZED VALUE 3,867	02/05/15	4,146.50	4,089.48	(57.02)	12.89	155.00
1,000	FHLMC G0 8606 04%2044 AMORTIZED FACTOR 0.786841460 AMORTIZED VALUE 786	04/28/15	840.57	831.92	(8.65)	2.62	32.00
1,000	FHLMC G0 8606 04%2044 AMORTIZED VALUE 786	05/13/15	838.97	831.92	(7.05)	2.62	32.00
4,000	FHLMC G0 8620 03 50%2044 AMORTIZED FACTOR 0.885475690 AMORTIZED VALUE 3,541	02/05/15	3,732.28	3,648.96	(83.32)	10.33	124.00
2,000	FHLMC G0 8620 03 50%2044 AMORTIZED VALUE 1,770	02/24/15	1,857.56	1,824.48	(33.08)	5.17	62.00
4,000	FNMA PAW7396 03 50%2027 AMORTIZED FACTOR 0.743897480 AMORTIZED VALUE 2,975	02/11/15	3,166.21	3,120.63	(45.58)	8.68	105.00
7,000	FHLMC G0 8624 04%2045 AMORTIZED FACTOR 0.875429330 AMORTIZED VALUE 6,128	01/20/15	6,573.25	6,479.67	(93.58)	20.43	246.00
2,000	FHLMC G0 8627 03 50%2045 AMORTIZED FACTOR 0.923864620 AMORTIZED VALUE 1,847	05/11/15	1,922.51	1,903.58	(18.93)	5.39	65.00

Government Securities

PLEASE SEE REVERSE SIDE

Page 278 of 360
Statement Period Year Ending 12/31/15
Account No. 616-04292



Fiscal Statement



THE LEHNER FAMILY FOUNDATION

CURRENT PORTFOLIO SUMMARY

Quantity	Security Description	Date Acquired	Total/Adj Cost Basis	Fiscal Year Value 12/31/15	Unrealized Gain or (Loss)	Est Accrued Interest	Est Annual Income
759	FNMA PAA7937 04 50%2037 AMORTIZED FACTOR 0.095739170 AMORTIZED VALUE 72	06/13/11	75.52	78.57	3.05	0.27	4.00
7,000	FHLMC G0 8654 03 50%2045 AMORTIZED FACTOR 0.980506640 AMORTIZED VALUE 6,863	08/07/15	7,116.64	7,071.00	(45.64)	20.02	241.00
8,000	FHLMC G0 8660 04%2045 AMORTIZED FACTOR 0.979227770 AMORTIZED VALUE 7,833	08/28/15	8,350.97	8,282.12	(68.85)	26.11	314.00
9,000	FNMA PAS5696 03 50%2045 AMORTIZED FACTOR 0.978353260 AMORTIZED VALUE 8,805	08/27/15	9,159.45	9,091.22	(68.23)	25.68	309.00
Total Government Securities			139,814.40	138,494.19	(1,320.21)	463.32	3,190.00



Fiscal Statement

THE LEHNER FAMILY FOUNDATION

CURRENT PORTFOLIO SUMMARY

Quantity	Security Description	Date Acquired	Total/Adj Cost Basis	Fiscal Year Value 12/31/15	Unrealized Gain or (Loss)	Est Annual Income
	Equities					
30	ABBVIE INC SHS	04/23/15	1,923.24	1,777.20	(146.04)	69.00
32	ABBVIE INC SHS	04/24/15	2,068.12	1,895.68	(172.44)	73.00
32	ABBVIE INC SHS	04/28/15	2,092.03	1,895.68	(196.35)	73.00
31	ABBVIE INC SHS	04/30/15	2,020.29	1,836.44	(183.85)	71.00
48	AMERIPRISE FINL INC	09/01/10	2,186.56	5,108.16	2,921.60	129.00
19	AMERIPRISE FINL INC	11/30/11	861.45	2,021.98	1,160.53	51.00
31	AT&T INC	01/21/05	716.88	1,066.71	349.83	60.00
89	AT&T INC	01/25/05	2,144.38	3,062.49	918.11	171.00
36	AT&T INC	03/16/11	986.91	1,238.76	251.85	70.00
55	AT&T INC	12/09/13	1,903.31	1,892.55	(10.76)	106.00
76	AT&T INC	03/14/14	2,464.54	2,615.16	150.62	146.00
56	AT&T INC	03/20/14	1,865.94	1,926.96	61.02	108.00
99	AT&T INC	03/21/14	3,390.19	3,406.59	16.40	191.00
28	AMN ELEC POWER CO	01/05/12	1,146.08	1,631.56	485.48	63.00
22	AMN ELEC POWER CO	01/06/12	898.48	1,281.94	383.46	50.00
16	AMN ELEC POWER CO	01/12/12	661.67	932.32	270.65	36.00
42	AMN ELEC POWER CO	01/13/12	1,731.51	2,447.34	715.83	95.00

PLEASE SEE REVERSE SIDE
 Page 280 of 360
 Statement Period Year Ending 12/31/15
 Account No. 616-04292



Fiscal Statement



THE LEHNER FAMILY FOUNDATION

CURRENT PORTFOLIO SUMMARY

Quantity	Security Description	Date Acquired	Total/Adj Cost Basis	Fiscal Year Value 12/31/15	Unrealized Gain or (Loss)	Est Annual Income
	Equities					
16	AMN ELEC POWER CO	01/17/12	665.49	932.32	266.83	36.00
15	AMN ELEC POWER CO	04/23/12	571.00	874.05	303.05	34.00
15	APPLE INC	08/31/15	1,691.73	1,578.90	(112.83)	32.00
17	APPLE INC	09/09/15	1,933.92	1,789.42	(144.50)	36.00
16	APPLE INC	09/30/15	1,764.96	1,684.16	(80.80)	34.00
20	APPLE INC	10/14/15	2,210.13	2,105.20	(104.93)	42.00
46	CAPITAL ONE FINL	06/10/15	3,983.21	3,320.28	(662.93)	74.00
31	CAPITAL ONE FINL	06/26/15	2,761.24	2,237.58	(523.66)	50.00
15	CAPITAL ONE FINL	06/29/15	1,324.73	1,082.70	(242.03)	24.00
54	CHEVRON CORP	05/14/03	1,832.77	4,857.84	3,025.07	232.00
13	CHEVRON CORP	10/29/14	1,513.72	1,169.48	(344.24)	56.00
27	CHEVRON CORP	08/31/15	2,179.06	2,428.92	249.86	116.00
49	CELANESE CORP DEL SER A	06/08/15	3,418.20	3,299.17	(119.03)	59.00
7	CELANESE CORP DEL SER A	06/09/15	492.14	471.31	(20.83)	9.00
32	CELANESE CORP DEL SER A	07/02/15	2,351.23	2,154.56	(196.67)	39.00
23	CELANESE CORP DEL SER A	07/06/15	1,672.94	1,548.59	(124.35)	28.00
42	CA INC	05/02/12	1,121.20	1,199.52	78.32	42.00

PLEASE SEE REVERSE SIDE

Page 281 of 360
Statement Period Year Ending 12/31/15
Account No. 616-04292

95959599





Fiscal Statement

THE LEHNER FAMILY FOUNDATION

CURRENT PORTFOLIO SUMMARY

Quantity	Security Description	Date Acquired	Total/Adj Cost Basis	Fiscal Year Value 12/31/15	Unrealized Gain or (Loss)	Est Annual Income
34	CA INC	05/02/12	968.76	971.04	2.28	34.00
13	CA INC	05/03/12	348.55	371.28	22.73	13.00
122	CA INC	05/10/12	3,208.83	3,484.32	275.49	122.00
77	CA INC	07/15/14	2,173.89	2,199.12	25.23	77.00
35	CITIGROUP INC COM NEW	10/17/13	1,768.71	1,811.25	42.54	7.00
36	CITIGROUP INC COM NEW	10/22/13	1,835.04	1,863.00	27.96	8.00
33	CITIGROUP INC COM NEW	10/22/13	1,683.84	1,707.75	23.91	7.00
39	CITIGROUP INC COM NEW	10/29/13	1,960.19	2,018.25	58.06	8.00
99	CISCO SYSTEMS INC COM	05/18/12	1,635.93	2,688.35	1,052.42	84.00
52	CISCO SYSTEMS INC COM	05/18/12	869.03	1,412.06	543.03	44.00
126	CISCO SYSTEMS INC COM	05/23/12	2,086.43	3,421.53	1,335.10	106.00
47	CISCO SYSTEMS INC COM	05/29/12	775.03	1,276.29	501.26	40.00
48	EXXON MOBIL CORP COM	09/25/15	3,519.92	3,741.60	221.68	141.00
47	EXXON MOBIL CORP COM	10/06/15	3,668.43	3,663.65	(4.78)	138.00
27	EATON CORP PLC	04/01/15	1,821.08	1,405.08	(416.00)	60.00
14	EATON CORP PLC	04/08/15	952.87	728.56	(224.31)	31.00
17	EATON CORP PLC	04/09/15	1,155.04	884.68	(270.36)	38.00

Equities

PLEASE SEE REVERSE SIDE

Statement Period Year Ending 12/31/15 Account No. 616-04292



Fiscal Statement



THE LEHNER FAMILY FOUNDATION

CURRENT PORTFOLIO SUMMARY

Quantity	Security Description	Date Acquired	Total/Adj Cost Basis	Fiscal Year Value 12/31/15	Unrealized Gain or (Loss)	Est Annual Income
Equities						
30	EATON CORP PLC	04/14/15	2,054.62	1,561.20	(493.42)	66.00
29	EATON CORP PLC	04/21/15	2,010.35	1,509.16	(501.19)	64.00
44	FORD MOTOR CO	03/19/13	579.15	619.96	40.81	27.00
69	FORD MOTOR CO	06/25/13	1,029.99	972.21	(57.78)	42.00
93	FORD MOTOR CO	07/01/13	1,459.71	1,310.37	(149.34)	56.00
74	FORD MOTOR CO	07/03/13	1,201.30	1,042.66	(158.64)	45.00
87	FORD MOTOR CO	07/10/13	1,456.85	1,225.83	(231.02)	53.00
163	FORD MOTOR CO	02/04/14	2,412.47	2,296.67	(115.80)	98.00
185	FIFTH THIRD BANCORP	08/28/12	2,772.65	3,718.50	945.85	97.00
71	FIFTH THIRD BANCORP	10/05/12	1,132.37	1,427.10	294.73	37.00
114	FIFTH THIRD BANCORP	10/08/12	1,823.51	2,291.40	467.89	60.00
38	FIFTH THIRD BANCORP	10/29/14	743.90	763.80	19.90	20.00
106	GENERAL MOTORS CO COMMON SHARES	11/04/15	3,790.41	3,605.06	(185.35)	153.00
107	GENERAL MOTORS CO COMMON SHARES	11/12/15	3,753.69	3,639.07	(114.62)	155.00
20	GILEAD SCIENCES INC COM	05/13/15	2,129.94	2,023.80	(106.14)	35.00
16	GILEAD SCIENCES INC COM	05/15/15	1,756.04	1,619.04	(137.00)	28.00

EMASM Fiscal Statement

THE LEHNER FAMILY FOUNDATION

CURRENT PORTFOLIO SUMMARY

Quantity	Security Description	Date Acquired	Total/Adj Cost Basis	Fiscal Year Value 12/31/15	Unrealized Gain or (Loss)	Est Annual Income
	Equities					
17	GILEAD SCIENCES INC COM	06/04/15	1,942.19	1,720.23	(221.96)	30.00
18	GILEAD SCIENCES INC COM	06/08/15	2,054.72	1,821.42	(233.30)	31.00
49	HARTFORD FINL SVCS GROUP	03/12/15	2,057.57	2,129.54	71.97	42.00
42	HARTFORD FINL SVCS GROUP	03/16/15	1,793.43	1,825.32	31.89	36.00
49	HARTFORD FINL SVCS GROUP	03/17/15	2,080.85	2,129.54	48.69	42.00
50	HARTFORD FINL SVCS GROUP	03/24/15	2,148.78	2,173.00	24.22	42.00
11	INTEL CORP	08/27/10	202.81	378.95	176.14	11.00
48	INTEL CORP	03/16/11	953.76	1,653.60	699.84	47.00
89	INTEL CORP	09/11/12	2,093.96	3,066.05	972.09	86.00
86	INTEL CORP	02/13/13	1,822.80	2,962.70	1,139.90	83.00
13	INTL BUSINESS MACHINES CORP IBM	03/10/15	2,062.34	1,789.06	(273.28)	68.00
12	INTL BUSINESS MACHINES CORP IBM	03/11/15	1,879.98	1,651.44	(228.54)	63.00
13	INTL BUSINESS MACHINES CORP IBM	03/17/15	2,042.55	1,789.06	(253.49)	68.00
12	INTL BUSINESS MACHINES CORP IBM	03/27/15	1,917.65	1,651.44	(266.21)	63.00

PLEASE SEE REVERSE SIDE
 Page 284 of 360
 Statement Period Year Ending 12/31/15
 Account No. 616-04292



Fiscal Statement



THE LEHNER FAMILY FOUNDATION

CURRENT PORTFOLIO SUMMARY

Quantity	Security Description	Date Acquired	Total/Adj Cost Basis	Fiscal Year Value 12/31/15	Unrealized Gain or (Loss)	Est Annual Income
	Equities					
11	INTL BUSINESS MACHINES CORP IBM	07/01/15	1,808.65	1,513.82	(294.83)	58.00
12	INTL BUSINESS MACHINES CORP IBM	07/14/15	2,021.51	1,651.44	(370.07)	63.00
13	INTL BUSINESS MACHINES CORP IBM	07/21/15	2,131.81	1,789.06	(342.75)	68.00
13	INTL BUSINESS MACHINES CORP IBM	07/21/15	2,120.63	1,789.06	(331.57)	68.00
36	INTL PAPER CO	06/21/11	1,010.58	1,357.20	346.62	64.00
47	INTL PAPER CO	06/24/11	1,335.11	1,771.90	436.79	83.00
38	INTL PAPER CO	06/27/11	1,097.54	1,492.60	335.06	67.00
18	INTL PAPER CO	04/23/12	570.45	678.60	108.15	32.00
51	INTL PAPER CO	09/30/15	1,924.28	1,922.70	(1.58)	90.00
107	JPMORGAN CHASE & CO	11/04/11	3,617.20	7,065.21	3,448.01	189.00
84	JPMORGAN CHASE & CO	11/07/11	2,862.05	5,546.52	2,684.47	148.00
43	JPMORGAN CHASE & CO	11/30/11	1,322.20	2,839.29	1,517.09	76.00
69	JOHNSON AND JOHNSON COM	05/04/09	3,696.09	7,087.68	3,391.59	207.00
17	JOHNSON AND JOHNSON COM	03/16/11	982.21	1,746.24	764.03	51.00
65	METLIFE INC COM	05/04/09	1,794.18	3,133.65	1,339.47	98.00

PLEASE SEE REVERSE SIDE
 Page 285 of 360
 Statement Period Year Ending 12/31/15
 Account No. 616-04292



Fiscal Statement

THE LEHNER FAMILY FOUNDATION

CURRENT PORTFOLIO SUMMARY

Quantity	Security Description	Date Acquired	Total/Adj Cost Basis	Fiscal Year Value 12/31/15	Unrealized Gain or (Loss)	Est Annual Income
	Equities					
21	METLIFE INC COM	03/16/11	893.00	1,012.41	119.41	32.00
55	METLIFE INC COM	11/28/11	1,611.64	2,651.55	1,039.91	83.00
75	METLIFE INC COM	11/14/13	3,815.39	3,615.75	(199.64)	113.00
64	METLIFE INC COM	12/02/13	3,378.46	3,085.44	(293.02)	96.00
26	METLIFE INC COM	10/29/14	1,355.85	1,253.46	(102.39)	39.00
64	MACYS INC	08/27/14	3,986.99	2,238.72	(1,748.27)	93.00
63	MACYS INC	09/05/14	3,882.64	2,203.74	(1,678.90)	91.00
5	MACYS INC	09/08/14	308.58	174.90	(133.68)	8.00
62	MACYS INC	11/30/15	2,415.40	2,168.76	(246.64)	90.00
52	MATTEL INC COM	12/09/14	1,593.76	1,412.84	(180.92)	80.00
16	MATTEL INC COM	12/10/14	495.97	434.72	(61.25)	25.00
61	MATTEL INC COM	12/11/14	1,907.36	1,657.37	(249.99)	93.00
79	MATTEL INC COM	12/22/14	2,332.16	2,146.43	(185.73)	121.00
20	MATTEL INC COM	12/26/14	610.60	543.40	(67.20)	31.00
44	MATTEL INC COM	12/29/14	1,359.42	1,195.48	(163.94)	67.00
72	PNC FINCL SERVICES GROUP	11/12/10	4,113.56	6,862.32	2,748.76	147.00
15	PNC FINCL SERVICES GROUP	11/30/11	801.08	1,429.65	628.57	31.00

PLEASE SEE REVERSE SIDE

Page 286 of 360
Statement Period Year Ending 12/31/15
Account No. 616-04292



Fiscal Statement



THE LEHNER FAMILY FOUNDATION

CURRENT PORTFOLIO SUMMARY

Quantity	Security Description	Date Acquired	Total/Adj Cost Basis	Fiscal Year Value 12/31/15	Unrealized Gain or (Loss)	Est Annual Income
	Equities					
240	PFIZER INC	04/01/10	4,094.31	7,747.20	3,652.89	288.00
29	PFIZER INC	10/29/14	854.34	936.12	81.78	35.00
33	PROCTER & GAMBLE CO	10/02/15	2,385.84	2,620.53	234.69	88.00
16	PROCTER & GAMBLE CO	10/05/15	1,166.24	1,270.56	104.32	43.00
51	PROCTER & GAMBLE CO	11/13/15	3,805.82	4,049.91	244.09	136.00
26	QUEST DIAGNOSTICS INC	12/10/15	1,776.28	1,849.64	73.36	40.00
26	QUEST DIAGNOSTICS INC	12/11/15	1,753.13	1,849.64	96.51	40.00
1	QUEST DIAGNOSTICS INC	12/14/15	67.77	71.14	3.37	2.00
54	PUB SVC ENTERPRISE GRP	09/11/14	1,999.28	2,089.26	89.98	85.00
53	PUB SVC ENTERPRISE GRP	09/12/14	1,950.83	2,050.57	99.74	83.00
99	PUB SVC ENTERPRISE GRP	10/10/14	3,769.70	3,830.31	60.61	155.00
9	ROYAL DUTCH SHELL PLC SPONS ADR A	09/06/07	722.43	412.11	(310.32)	29.00
15	ROYAL DUTCH SHELL PLC SPONS ADR A	09/25/07	1,245.54	686.85	(558.69)	48.00
20	ROYAL DUTCH SHELL PLC SPONS ADR A	10/02/07	1,637.54	915.80	(721.74)	64.00
15	ROYAL DUTCH SHELL PLC SPONS ADR A	10/08/07	1,199.16	686.85	(512.31)	48.00

EMASM Fiscal Statement

THE LEHNER FAMILY FOUNDATION


CURRENT PORTFOLIO SUMMARY

Quantity	Security Description	Date Acquired	Total/Adj Cost Basis	Fiscal Year Value 12/31/15	Unrealized Gain or (Loss)	Est Annual Income
	Equities					
26	ROYAL DUTCH SHELL PLC SPONS ADR A	05/12/10	1,455.65	1,190.54	(265.11)	84.00
1	ROYAL DUTCH SHELL PLC SPONS ADR A	03/25/11	69.80	45.79	(24.01)	4.00
1	ROYAL DUTCH SHELL PLC SPONS ADR A	09/26/13	77.40	45.79	(31.61)	4.00
24	ROYAL DUTCH SHELL PLC SPONS ADR A	10/29/14	1,703.62	1,098.96	(604.66)	77.00
52	ROYAL DUTCH SHELL PLC SPONS ADR A	02/03/15	3,478.18	2,381.08	(1,097.10)	167.00
20	ROYAL DUTCH SHELL PLC SPONS ADR A	02/04/15	1,302.87	915.80	(387.07)	64.00
49	ROYAL DUTCH SHELL PLC SPONS ADR A	02/18/15	3,259.56	2,243.71	(1,015.85)	157.00
16	ROYAL DUTCH SHELL PLC SPONS ADR A	02/19/15	1,043.83	732.64	(311.19)	52.00
43	ROYAL DUTCH SHELL PLC SPONS ADR A	07/30/15	2,462.44	1,968.97	(493.47)	138.00
9	RYDER SYSTEM INC	07/20/15	825.12	511.47	(313.65)	15.00
14	RYDER SYSTEM INC	07/21/15	1,300.99	795.62	(505.37)	23.00
8	RYDER SYSTEM INC	07/28/15	712.65	454.64	(258.01)	14.00

PLEASE SEE REVERSE SIDE
 Page 288 of 360
 Statement Period Year Ending 12/31/15
 Account No. 616-04292



Fiscal Statement



THE LEHNER FAMILY FOUNDATION

CURRENT PORTFOLIO SUMMARY

Quantity	Security Description	Date Acquired	Total/Adj Cost Basis	Fiscal Year Value 12/31/15	Unrealized Gain or (Loss)	Est Annual Income
	Equities					
12	RYDER SYSTEM INC	07/29/15	1,095.95	681.96	(413.99)	20.00
8	RYDER SYSTEM INC	08/04/15	732.72	454.64	(278.08)	14.00
14	RYDER SYSTEM INC	08/05/15	1,295.30	795.62	(499.68)	23.00
8	RYDER SYSTEM INC	08/11/15	722.10	454.64	(267.46)	14.00
16	RYDER SYSTEM INC	08/12/15	1,416.85	909.28	(507.57)	27.00
13	SASOL LTD SPONSORED ADR	12/26/14	499.85	348.66	(151.19)	16.00
14	SASOL LTD SPONSORED ADR	12/29/14	540.30	375.48	(164.82)	17.00
14	SASOL LTD SPONSORED ADR	12/30/14	531.40	375.48	(155.92)	17.00
12	SASOL LTD SPONSORED ADR	12/31/14	454.91	321.84	(133.07)	15.00
3	SASOL LTD SPONSORED ADR	01/02/15	111.19	80.46	(30.73)	4.00
21	SASOL LTD SPONSORED ADR	01/22/15	742.61	563.22	(179.39)	25.00
19	SASOL LTD SPONSORED ADR	01/23/15	673.26	509.58	(163.68)	23.00
17	SASOL LTD SPONSORED ADR	01/26/15	620.63	455.94	(164.69)	20.00
8	SASOL LTD SPONSORED ADR	02/02/15	319.49	214.56	(104.93)	10.00
26	SASOL LTD SPONSORED ADR	02/03/15	1,088.77	697.32	(391.45)	31.00
15	SASOL LTD SPONSORED ADR	02/20/15	576.89	402.30	(174.59)	18.00
57	SASOL LTD SPONSORED ADR	02/23/15	2,166.03	1,528.74	(637.29)	67.00

PLEASE SEE REVERSE SIDE
 Statement Period Year Ending 12/31/15 Account No. 616-04292
 Page 289 of 360



Fiscal Statement

THE LEHNER FAMILY FOUNDATION

CURRENT PORTFOLIO SUMMARY

Quantity	Security Description	Date Acquired	Total/Adj Cost Basis	Fiscal Year Value 12/31/15	Unrealized Gain or (Loss)	Est Annual Income
	Equities					
5	TOTAL S.A. SP ADR	09/20/11	222.89	224.75	1.86	12.00
39	TOTAL S.A. SP ADR	04/11/12	1,916.90	1,753.05	(163.85)	89.00
24	TOTAL S.A. SP ADR	10/22/14	1,344.59	1,078.80	(265.79)	55.00
33	TOTAL S.A. SP ADR	10/23/14	1,902.83	1,483.35	(419.48)	76.00
53	TOTAL S.A. SP ADR	07/30/15	2,604.82	2,382.35	(222.47)	121.00
47	TEVA PHARMACTCL INDS ADR	06/11/13	1,870.65	3,085.08	1,214.43	55.00
45	TEVA PHARMACTCL INDS ADR	06/25/13	1,733.76	2,953.80	1,220.04	53.00
42	TEVA PHARMACTCL INDS ADR	06/26/13	1,621.68	2,756.88	1,135.20	49.00
42	TRAVELERS COS INC	12/10/03	1,602.64	4,740.12	3,137.48	103.00
5	TRAVELERS COS INC	07/20/04	188.25	564.30	376.05	13.00
20	TRAVELERS COS INC	09/24/04	685.57	2,257.20	1,571.63	49.00
16	TRAVELERS COS INC	07/08/15	1,585.64	1,805.76	220.12	40.00
14	TRAVELERS COS INC	07/16/15	1,446.53	1,580.04	133.51	35.00
19	TRAVELERS COS INC	07/17/15	1,954.00	2,144.34	190.34	47.00
4	TRAVELERS COS INC	07/17/15	412.46	451.44	38.98	10.00
14	TRAVELERS COS INC	08/12/15	1,470.46	1,580.04	109.58	35.00
21	UNITED TECHS CORP COM	07/31/15	2,110.62	2,017.47	(93.15)	54.00

PLEASE SEE REVERSE SIDE
 Statement Period
 Year Ending 12/31/15 Account No. 616-04292



Fiscal Statement



THE LEHNER FAMILY FOUNDATION

CURRENT PORTFOLIO SUMMARY

Quantity	Security Description	Date Acquired	Total/Adj Cost Basis	Fiscal Year Value 12/31/15	Unrealized Gain or (Loss)	Est Annual Income
	Equities					
19	UNITED TECHS CORP COM	08/05/15	1,881.77	1,825.33	(56.44)	49.00
21	UNITED TECHS CORP COM	08/06/15	2,077.40	2,017.47	(59.93)	54.00
21	UNITED TECHS CORP COM	08/11/15	2,064.25	2,017.47	(46.78)	54.00
2	VALERO ENERGY CORP NEW	03/24/15	124.58	141.42	16.84	4.00
31	VALERO ENERGY CORP NEW	03/26/15	1,967.10	2,192.01	224.91	62.00
33	VALERO ENERGY CORP NEW	03/31/15	2,105.75	2,333.43	227.68	66.00
39	VALERO ENERGY CORP NEW	04/02/15	2,326.55	2,757.69	431.14	78.00
81	VERIZON COMMUNICATNS COM	04/07/14	3,904.22	3,743.82	(160.40)	184.00
77	VERIZON COMMUNICATNS COM	04/09/14	3,685.65	3,558.94	(126.71)	175.00
46	WAL-MART STORES INC	07/14/11	2,461.28	2,819.80	358.52	91.00
35	WAL-MART STORES INC	07/15/11	1,882.85	2,145.50	262.65	69.00
23	WAL-MART STORES INC	10/29/14	1,752.80	1,409.90	(342.90)	46.00
42	WAL-MART STORES INC	09/01/15	2,683.78	2,574.60	(109.18)	83.00
29	WAL-MART STORES INC	09/11/15	1,861.46	1,777.70	(83.76)	57.00
22	WAL-MART STORES INC	09/28/15	1,401.60	1,348.60	(53.00)	44.00
30	WAL-MART STORES INC	10/09/15	2,002.88	1,839.00	(163.88)	59.00
40	WAL-MART STORES INC	10/29/15	2,318.46	2,452.00	133.54	79.00

PLEASE SEE REVERSE SIDE

Page 291 of 360
Statement Period Year Ending 12/31/15
Account No. 616-04292



Fiscal Statement

THE LEHNER FAMILY FOUNDATION

CURRENT PORTFOLIO SUMMARY

Quantity	Security Description	Date Acquired	Total/Adj Cost Basis	Fiscal Year Value 12/31/15	Unrealized Gain or (Loss)	Est Annual Income
	Equities					
103	WELLS FARGO & CO NEW DEL	08/27/10	2,448.25	5,599.08	3,150.83	155.00
25	WELLS FARGO & CO NEW DEL	11/30/11	636.93	1,359.00	722.07	38.00
94	WELLS FARGO & CO NEW DEL	12/06/12	3,105.20	5,109.84	2,004.64	141.00
83	WELLS FARGO & CO NEW DEL	12/17/12	2,816.30	4,511.88	1,695.58	125.00
	Total Equities		339,189.43	373,212.89	34,023.46	12,766.00

Mutual Funds/Closed End Funds/UIT

6,118	FIXED INCOME SHARES SERIES C F CL INSTL	05/14/03	74,073.97	63,749.56	(10,324.41)	3,335.00
6,682	FIXED INCOME SHARES SERIES M F CL INSTL	05/14/03	71,430.21	65,951.34	(5,478.87)	3,047.00
	Total Mutual Funds/Closed End Funds/UIT		145,504.18	129,700.90	(15,803.28)	6,382.00

PLEASE SEE REVERSE SIDE
 Page 292 of 360
 Statement Period Year Ending 12/31/15
 Account No. 616-04292



Fiscal Statement



THE LEHNER FAMILY FOUNDATION

CURRENT PORTFOLIO SUMMARY

Quantity	Security Description	Date Acquired	Total/Adj Cost Basis	Fiscal Year Value 12/31/15	Unrealized Gain or (Loss)	Est Accrued Interest	Est Annual Income
Cash and Money Funds							
	CASH		7.49				
1,499,281	ML BANK DEPOSIT PROGRAM	11/30/15	1,499,281.00	1,499,281.00	7.49		299.86
246,108	ISA BB&T COMPANY		246,108.00	246,108.00			49.22
114,328	ISA ASSOCIATED BK NA		114,328.00	114,328.00			22.87
246,142	ISA CAPITAL ONE NA		246,142.00	246,142.00			49.23
246,107	ISA FIRSTBANK PR		246,107.00	246,107.00			49.22
246,109	ISA CAPITAL ONE BK USA		246,109.00	246,109.00			49.22
246,110	ISA CIT BANK		246,110.00	246,110.00			49.22
234,011	ISA FIFTH THIRD BANK		234,011.00	234,011.00			46.80
156,320	ISA SALLIE MAE BANK		156,320.00	156,320.00			31.26
232,243	ISA STATE BANK OF INDIA		232,243.00	232,243.00			46.45
44,118	ISA BANCO POPULAR		44,118.00	44,118.00			8.82
246,107	ISA BANK OF CHINA		246,107.00	246,107.00			49.22
246,141	ISA MARLIN BUSINESS BANK		246,141.00	246,141.00			49.23
	Total Cash and Money Funds		4,003,132.49	4,003,132.49			800.62

PLEASE SEE REVERSE SIDE
 Page 28 of 360
 Statement Period Year Ending 12/31/15
 Account No. 616-04044



Fiscal Statement

THE LEHNER FAMILY FOUNDATION

CURRENT PORTFOLIO SUMMARY

Quantity	Security Description	Date Acquired	Total/Adj Cost Basis	Fiscal Year Value 12/31/15	Unrealized Gain or (Loss)	Est Accrued Interest	Est Annual Income
Corporate Bonds							
31,000	CISCO SYSTEMS INC GLB 04.950% FEB 15 2019	02/10/09	31,159.17	33,876.80	2,717.63	579.70	1,535.00
44,000	GENERAL ELEC CAP CORP CGTD SER GMTN GLB 05.625% MAY 01 2018	05/05/08	44,100.10	47,986.40	3,886.30	412.50	2,475.00
9,000	GENERAL ELEC CAP CORP ORIGINAL UNIT/TOTAL COST: 93.2100/8,388.90	05/07/09	8,388.90	9,815.40	1,426.50	84.38	507.00
45,000	PEPSICO INC SENIOR NOTES 05.000% JUN 01 2018	06/04/08	44,487.45	48,695.40	4,207.95	187.50	2,250.00
29,000	UNITED TECHNOLOGIES CORP 05.375% DEC 15 2017 MOODY'S: A3 S&P: A-	06/04/08	29,055.23	31,174.71	2,119.48	69.28	1,559.00
Total Corporate Bonds			157,190.85	171,548.71	14,357.86	1,333.36	8,326.00

PLEASE SEE REVERSE SIDE
 Page 29 of 360
 Statement Period Year Ending 12/31/15
 Account No. 616-04044



Fiscal Statement



THE LEHNER FAMILY FOUNDATION

CURRENT PORTFOLIO SUMMARY

Quantity	Security Description	Date Acquired	Total/Adj Cost Basis	Fiscal Year Value 12/31/15	Unrealized Gain or (Loss)	Est Annual Income
Equities						
1,000	ABBOTT LABS	11/30/15	45,177.20	44,910.00	(267.20)	1,040.00
1,000	ABBOTT LABS	12/17/15	45,685.48	44,910.00	(775.48)	1,040.00
1,000	ALTRIA GROUP INC	04/13/15	51,980.00	58,210.00	6,230.00	2,260.00
100	AMAZON COM INC COM	01/12/15	29,190.04	67,589.00	38,398.96	
1,000	ASTRAZENECA PLC SPND ADR	05/08/15	34,988.00	33,950.00	(1,038.00)	1,380.00
1,000	ASTRAZENECA PLC SPND ADR	05/27/15	34,290.10	33,950.00	(340.10)	1,380.00
500	ASTRAZENECA PLC SPND ADR	08/24/15	15,423.65	16,975.00	1,551.35	690.00
500	ASTRAZENECA PLC SPND ADR	09/14/15	16,533.80	16,975.00	441.20	690.00
1,000	ASTRAZENECA PLC SPND ADR	10/09/15	32,247.30	33,950.00	1,702.70	1,380.00
1,000	ASTRAZENECA PLC SPND ADR	10/28/15	32,229.90	33,950.00	1,720.10	1,380.00
200	ANHEUSER-BUSCH INBEV ADR	05/13/14	21,969.98	25,000.00	3,030.02	645.00
300	ANHEUSER-BUSCH INBEV ADR	06/09/14	33,266.01	37,500.00	4,233.99	967.00
500	ANHEUSER-BUSCH INBEV ADR	10/02/15	54,095.00	62,500.00	8,405.00	1,612.00
500	ANHEUSER-BUSCH INBEV ADR	10/21/15	57,219.95	62,500.00	5,280.05	1,612.00
100	ALPHABET INC SHS CLC	05/27/15	53,748.99	75,888.00	22,139.01	
2,500	AT&T INC	03/16/15	82,387.75	86,025.00	3,637.25	4,801.00
1,500	AT&T INC	05/08/15	50,423.85	51,615.00	1,191.15	2,881.00

PLEASE SEE REVERSE SIDE

Page 30 of 360 Statement Period Year Ending 12/31/15 Account No. 616-04044



Fiscal Statement

THE LEHNER FAMILY FOUNDATION

CURRENT PORTFOLIO SUMMARY

Quantity	Security Description	Date Acquired	Total/Adj Cost Basis	Fiscal Year Value 12/31/15	Unrealized Gain or (Loss)	Est Annual Income
	Equities					
1,000	AT&T INC	09/14/15	32,559.90	34,410.00	1,850.10	1,921.00
1,000	AT&T INC	10/02/15	32,517.30	34,410.00	1,892.70	1,921.00
2,000	AT&T INC	11/19/15	67,156.40	68,820.00	1,663.60	3,841.00
1,000	APPLE INC	06/09/14	93,600.00	105,260.00	11,660.00	2,081.00
500	APPLE INC	01/07/15	53,829.96	52,630.00	(1,199.96)	1,041.00
500	APPLE INC	12/17/15	54,909.95	52,630.00	(2,279.95)	1,041.00
250	BLACKROCK INC	08/24/15	75,997.47	85,130.00	9,132.53	2,181.00
250	BLACKROCK INC	09/01/15	73,689.98	85,130.00	11,440.02	2,181.00
400	BOEING COMPANY	08/15/13	41,194.48	57,836.00	16,641.52	1,744.00
2,000	CENTURYLINK INC SHS	12/14/15	48,604.00	50,320.00	1,716.00	4,321.00
1,000	CENTURYLINK INC SHS	12/28/15	25,614.70	25,160.00	(454.70)	2,161.00
500	CHEVRON CORP	09/02/15	38,763.90	44,980.00	6,216.10	2,141.00
1,000	CHEVRON CORP	09/14/15	75,380.00	89,960.00	14,580.00	4,281.00
3,000	CISCO SYSTEMS INC COM	06/30/14	74,459.70	81,465.00	7,005.30	2,521.00
2,000	COCA COLA COM	02/04/13	74,939.97	85,920.00	10,980.03	2,640.00
1,000	COCA COLA COM	09/13/13	38,707.38	42,960.00	4,252.62	1,320.00
1,000	COCA COLA COM	10/11/13	37,617.60	42,960.00	5,342.40	1,320.00

PLEASE SEE REVERSE SIDE

Page 31 of 360 Statement Period Year Ending 12/31/15 Account No. 616-04044



Fiscal Statement



THE LEHNER FAMILY FOUNDATION

CURRENT PORTFOLIO SUMMARY

Quantity	Security Description	Date Acquired	Total/Adj Cost Basis	Fiscal Year Value 12/31/15	Unrealized Gain or (Loss)	Est Annual Income
1,000	DOMINION RES INC NEW VA	03/16/15	69,997.00	67,640.00	(2,357.00)	2,590.00
1,000	DOMINION RES INC NEW VA	03/30/15	71,299.90	67,640.00	(3,659.90)	2,590.00
1,000	DOMINION RES INC NEW VA	04/13/15	71,543.00	67,640.00	(3,903.00)	2,590.00
1,000	DOMINION RES INC NEW VA	12/28/15	67,597.20	67,640.00	42.80	2,590.00
500	DISNEY (WALT) CO COM STK	08/24/15	48,704.95	52,540.00	3,835.05	711.00
250	DISNEY (WALT) CO COM STK	09/01/15	25,173.83	26,270.00	1,096.17	356.00
250	DISNEY (WALT) CO COM STK	09/14/15	25,884.05	26,270.00	385.95	356.00
500	DISNEY (WALT) CO COM STK	12/17/15	56,088.60	52,540.00	(3,548.60)	711.00
500	EXXON MOBIL CORP COM	09/23/14	49,209.30	38,975.00	(10,234.30)	1,460.00
500	EXXON MOBIL CORP COM	11/28/14	45,273.95	38,975.00	(6,298.95)	1,460.00
500	EXXON MOBIL CORP COM	05/27/15	42,560.00	38,975.00	(3,585.00)	1,460.00
500	EXXON MOBIL CORP COM	08/24/15	34,552.55	38,975.00	4,422.45	1,460.00
1,000	EXXON MOBIL CORP COM	09/02/15	72,819.90	77,950.00	5,130.10	2,921.00
500	EXXON MOBIL CORP COM	09/29/15	36,268.65	38,975.00	2,706.35	1,460.00
1,000	EATON CORP PLC	12/14/15	50,209.90	52,040.00	1,830.10	2,200.00
500	EATON CORP PLC	12/17/15	25,233.60	26,020.00	786.40	1,100.00
500	EATON CORP PLC	12/18/15	25,023.20	26,020.00	996.80	1,100.00

Equities

PLEASE SEE REVERSE SIDE



Fiscal Statement

THE LEHNER FAMILY FOUNDATION

CURRENT PORTFOLIO SUMMARY

Quantity	Security Description	Date Acquired	Total/Adj Cost Basis	Fiscal Year Value 12/31/15	Unrealized Gain or (Loss)	Est Annual Income
Equities						
2,000	FIRSTENERGY CORP	06/09/15	67,856.40	63,460.00	(4,396.40)	2,881.00
1,000	FIRSTENERGY CORP	08/10/15	34,290.00	31,730.00	(2,560.00)	1,440.00
100	FIRSTENERGY CORP	08/24/15	3,271.99	3,173.00	(98.99)	144.00
1,900	FIRSTENERGY CORP	08/28/15	60,794.87	60,287.00	(507.87)	2,736.00
1,000	FIRSTENERGY CORP	11/03/15	30,616.70	31,730.00	1,113.30	1,440.00
1,000	FIRSTENERGY CORP	11/06/15	29,367.30	31,730.00	2,362.70	1,440.00
1,000	GENERAL ELECTRIC	03/12/09	9,050.00	31,150.00	22,100.00	921.00
1,500	GENERAL ELECTRIC	11/18/11	23,575.50	46,725.00	23,149.50	1,381.00
500	GENERAL ELECTRIC	11/18/11	7,860.00	15,575.00	7,715.00	461.00
100	GENERAL ELECTRIC	11/23/11	1,485.99	3,115.00	1,629.01	92.00
900	GENERAL ELECTRIC	11/23/11	13,374.00	28,035.00	14,661.00	829.00
500	GENERAL ELECTRIC	12/14/11	8,235.00	15,575.00	7,340.00	461.00
2,000	GENERAL ELECTRIC	02/24/14	50,614.20	62,300.00	11,685.80	1,841.00
500	GENERAL ELECTRIC	07/07/14	13,481.88	15,575.00	2,093.12	461.00
500	GENERAL ELECTRIC	03/03/15	12,923.25	15,575.00	2,651.75	461.00
500	GENERAL ELECTRIC	03/03/15	13,025.18	15,575.00	2,549.82	461.00
3,000	GENERAL ELECTRIC	03/17/15	75,594.60	93,450.00	17,855.40	2,761.00

PLEASE SEE REVERSE SIDE

Statement Period
Year Ending 12/31/15

Page
33 of 360

Account No.
616-04044



Fiscal Statement



THE LEHNER FAMILY FOUNDATION

CURRENT PORTFOLIO SUMMARY

Quantity	Security Description	Date Acquired	Total/Adj Cost Basis	Fiscal Year Value 12/31/15	Unrealized Gain or (Loss)	Est Annual Income
Equities						
1,000	GENERAL MOTORS CO COMMON SHARES	03/08/14	36,517.88	34,010.00	(2,507.88)	1,440.00
1,000	GENERAL MOTORS CO COMMON SHARES	04/04/14	34,958.20	34,010.00	(948.20)	1,440.00
1,000	GENERAL MOTORS CO COMMON SHARES	04/09/14	33,777.00	34,010.00	233.00	1,440.00
1,000	GENERAL MOTORS CO COMMON SHARES	07/30/14	37,118.07	34,010.00	(3,108.07)	1,440.00
1,000	GENERAL MOTORS CO COMMON SHARES	08/28/15	28,960.00	34,010.00	5,050.00	1,440.00
1,000	GENERAL MOTORS CO COMMON SHARES	11/03/15	35,707.50	34,010.00	(1,697.50)	1,440.00
500	HERSHEY COMPANY	05/04/15	47,098.50	44,635.00	(2,463.50)	1,166.00
500	HERSHEY COMPANY	05/27/15	46,729.90	44,635.00	(2,094.90)	1,166.00
100	HERSHEY COMPANY	06/09/15	9,111.03	8,927.00	(184.03)	234.00
400	HERSHEY COMPANY	07/23/15	36,247.96	35,708.00	(539.96)	933.00
500	HERSHEY COMPANY	08/07/15	44,620.00	44,635.00	15.00	1,166.00
500	HERSHEY COMPANY	11/03/15	44,014.95	44,635.00	620.05	1,166.00
500	HERSHEY COMPANY	12/02/15	43,016.85	44,635.00	1,618.15	1,166.00
2,000	INTEL CORP	03/10/14	49,590.20	68,900.00	19,309.80	1,920.00

PLEASE SEE REVERSE SIDE

Statement Period Year Ending 12/31/15 Account No. 616-04044

Page 34 of 360

99999999





Fiscal Statement

THE LEHNER FAMILY FOUNDATION

CURRENT PORTFOLIO SUMMARY

Quantity	Security Description	Date Acquired	Total/Adj Cost Basis	Fiscal Year Value 12/31/15	Unrealized Gain or (Loss)	Est Annual Income
	Equities					
1,000	INTEL CORP	04/29/14	26,525.10	34,450.00	7,924.90	960.00
2,000	INTEL CORP	05/13/14	52,893.40	68,900.00	16,006.60	1,920.00
300	INTL BUSINESS MACHINES CORP IBM	10/23/09	36,333.00	41,286.00	4,953.00	1,560.00
200	INTL BUSINESS MACHINES CORP IBM	10/23/09	24,224.00	27,524.00	3,300.00	1,040.00
500	INTL BUSINESS MACHINES CORP IBM	01/07/15	77,168.00	68,810.00	(8,358.00)	2,600.00
500	INTL BUSINESS MACHINES CORP IBM	09/01/15	71,519.95	68,810.00	(2,709.95)	2,600.00
500	INTL BUSINESS MACHINES CORP IBM	09/30/15	72,440.10	68,810.00	(3,630.10)	2,600.00
1,000	INTL BUSINESS MACHINES CORP IBM	10/27/15	137,803.00	137,620.00	(183.00)	5,200.00
1,000	JOHNSON AND JOHNSON COM	03/15/11	58,230.00	102,720.00	44,490.00	3,001.00
1,500	KRAFT (THE) HEINZ CO SHS	02/04/13	69,726.07	109,140.00	39,413.93	3,451.00
500	KRAFT (THE) HEINZ CO SHS	12/17/15	36,031.00	36,380.00	349.00	1,151.00
500	KRAFT (THE) HEINZ CO SHS	12/18/15	35,453.46	36,380.00	926.54	1,151.00
1,000	MERCK AND CO INC SHS	09/29/09	31,988.00	52,820.00	20,832.00	1,840.00
1,000	MERCK AND CO INC SHS	07/07/14	59,166.20	52,820.00	(6,346.20)	1,840.00

PLEASE SEE REVERSE SIDE

Statement Period Year Ending 12/31/15 Account No. 616-04044

Page 35 of 360

x 99999999



Fiscal Statement



THE LEHNER FAMILY FOUNDATION

CURRENT PORTFOLIO SUMMARY

Quantity	Security Description	Date Acquired	Total/Adj Cost Basis	Fiscal Year Value 12/31/15	Unrealized Gain or (Loss)	Est Annual Income
	Equities					
1,000	MERCK AND CO INC SHS	03/03/15	58,055.00	52,820.00	(5,235.00)	1,840.00
500	MERCK AND CO INC SHS	03/12/15	27,965.00	26,410.00	(1,555.00)	920.00
500	MERCK AND CO INC SHS	09/29/15	24,269.95	26,410.00	2,140.05	920.00
500	MERCK AND CO INC SHS	11/03/15	27,473.65	26,410.00	(1,063.65)	920.00
500	MCDONALDS CORP COM	06/03/10	33,974.95	59,070.00	25,095.05	1,781.00
6	MCDONALDS CORP COM	06/05/12	519.92	708.84	188.92	22.00
100	MCDONALDS CORP COM	06/05/12	8,665.70	11,814.00	3,148.30	356.00
394	MCDONALDS CORP COM	06/05/12	34,143.02	46,547.16	12,404.14	1,403.00
500	MCDONALDS CORP COM	06/07/12	44,376.00	59,070.00	14,694.00	1,781.00
1,000	MICROSOFT CORP	12/02/15	55,688.84	55,480.00	(208.84)	1,440.00
1,000	MICROSOFT CORP	12/17/15	55,967.20	55,480.00	(487.20)	1,440.00
100	PEPSICO INC	03/26/09	5,226.00	9,992.00	4,766.00	281.00
100	PEPSICO INC	03/26/09	5,227.00	9,992.00	4,765.00	281.00
800	PEPSICO INC	03/26/09	41,815.60	79,936.00	38,120.40	2,248.00
1,000	PEPSICO INC	01/12/12	64,646.20	99,920.00	35,273.80	2,810.00
1,000	PFIZER INC	03/12/09	13,330.00	32,280.00	18,950.00	1,201.00
2,000	PFIZER INC	11/05/09	33,879.60	64,560.00	30,680.40	2,401.00

PLEASE SEE REVERSE SIDE

Statement Period Year Ending 12/31/15 Account No. 616-04044

Page 36 of 360

x 99999999



Fiscal Statement

THE LEHNER FAMILY FOUNDATION

CURRENT PORTFOLIO SUMMARY

Quantity	Security Description	Date Acquired	Total/Adj Cost Basis	Fiscal Year Value 12/31/15	Unrealized Gain or (Loss)	Est Annual Income
			Equities			
1,000	PFIZER INC	12/18/15	31,997.92	32,280.00	282.08	1,201.00
500	PROCTER & GAMBLE CO	05/18/05	27,930.00	39,705.00	11,775.00	1,326.00
500	PROCTER & GAMBLE CO	09/15/05	27,620.00	39,705.00	12,085.00	1,326.00
500	PROCTER & GAMBLE CO	03/24/06	29,285.00	39,705.00	10,420.00	1,326.00
500	PROCTER & GAMBLE CO	06/08/06	26,750.00	39,705.00	12,955.00	1,326.00
500	PROCTER & GAMBLE CO	06/30/09	25,534.00	39,705.00	14,171.00	1,326.00
500	PROCTER & GAMBLE CO	06/06/15	41,256.64	39,705.00	(1,551.64)	1,326.00
1,000	PROCTER & GAMBLE CO	08/04/15	75,949.90	79,410.00	3,460.10	2,652.00
1,000	QUALCOMM INC	11/06/15	53,167.20	49,985.00	(3,182.20)	1,921.00
500	QUALCOMM INC	11/17/15	26,708.55	24,992.50	(1,716.05)	961.00
1,000	QUALCOMM INC	11/19/15	48,635.10	49,985.00	1,349.90	1,921.00
500	QUALCOMM INC	11/30/15	24,218.60	24,992.50	773.90	961.00
500	QUALCOMM INC	12/28/15	24,833.90	24,992.50	158.60	961.00
500	SIMON PROPERTY GROUP DEL REIT	08/26/13	69,461.35	97,220.00	27,758.65	3,025.00
100	SIMON PROPERTY GROUP DEL REIT	05/27/15	18,384.99	19,444.00	1,059.01	605.00

PLEASE SEE REVERSE SIDE

Page 37 of 360
Statement Period Year Ending 12/31/15
Account No. 616-04044



Fiscal Statement



THE LEHNER FAMILY FOUNDATION

CURRENT PORTFOLIO SUMMARY

Quantity	Security Description	Date Acquired	Total/Adj Cost Basis	Fiscal Year Value 12/31/15	Unrealized Gain or (Loss)	Est Annual Income
500	SIMON PROPERTY GROUP DEL REIT	11/10/15	96,712.00	97,220.00	508.00	3,025.00
400	SIMON PROPERTY GROUP DEL REIT	11/17/15	75,499.96	77,776.00	2,276.04	2,420.00
1,000	3M COMPANY	07/28/15	151,435.60	150,640.00	(795.60)	4,100.00
1,000	3M COMPANY	08/28/15	143,452.30	150,640.00	7,187.70	4,100.00
400	UNITED PARCEL SVC CL B	05/04/15	40,611.96	38,492.00	(2,119.96)	1,168.00
600	UNITED PARCEL SVC CL B	05/05/15	60,393.06	57,738.00	(2,655.06)	1,752.00
500	UNITED PARCEL SVC CL B	05/27/15	50,335.00	48,115.00	(2,220.00)	1,460.00
500	UNITED PARCEL SVC CL B	07/10/15	48,405.00	48,115.00	(290.00)	1,460.00
500	UNITED PARCEL SVC CL B	11/03/15	52,302.55	48,115.00	(4,187.55)	1,460.00
200	UNITED TECHS CORP COM	08/18/11	13,614.80	19,214.00	5,599.20	512.00
500	UNITED TECHS CORP COM	05/16/12	37,791.75	48,035.00	10,243.25	1,280.00
300	UNITED TECHS CORP COM	07/31/12	22,400.40	28,821.00	6,420.60	768.00
500	UNITED TECHS CORP COM	03/03/15	60,735.00	48,035.00	(12,700.00)	1,280.00
500	UNITED TECHS CORP COM	09/14/15	46,003.65	48,035.00	2,031.35	1,280.00
500	UNITED TECHS CORP COM	11/03/15	49,544.95	48,035.00	(1,509.95)	1,280.00
1,000	V F CORPORATION	05/04/15	71,386.41	62,250.00	(9,136.41)	1,480.00

Equities

PLEASE SEE REVERSE SIDE

Statement Period Year Ending 12/31/15 Account No. 616-04044

Page 38 of 360

99999999

X



Fiscal Statement

THE LEHNER FAMILY FOUNDATION

CURRENT PORTFOLIO SUMMARY

Quantity	Security Description	Date Acquired	Total/Adj Cost Basis	Fiscal Year Value 12/31/15	Unrealized Gain or (Loss)	Est Annual Income
	Equities					
500	V F CORPORATION	10/02/15	34,445.00	31,125.00	(3,320.00)	740.00
1,000	VERIZON COMMUNICATNS COM	12/07/12	44,005.50	46,220.00	2,214.50	2,261.00
1,000	VERIZON COMMUNICATNS COM	01/18/13	42,345.50	46,220.00	3,874.50	2,261.00
1,000	VERIZON COMMUNICATNS COM	01/25/13	42,725.80	46,220.00	3,494.20	2,261.00
2,000	VODAFONE GROUP PLC SHS ADR	12/14/15	62,104.00	64,520.00	2,416.00	3,425.00
1,000	VODAFONE GROUP PLC SHS ADR	12/28/15	31,887.20	32,260.00	372.80	1,713.00
500	WAL-MART STORES INC	09/24/10	27,157.90	30,650.00	3,492.10	980.00
500	WAL-MART STORES INC	02/22/12	29,259.95	30,650.00	1,390.05	980.00
1,000	WAL-MART STORES INC	06/21/13	73,576.30	61,300.00	(12,276.30)	1,961.00
1,000	WAL-MART STORES INC	08/04/15	72,319.84	61,300.00	(11,019.84)	1,961.00
	Total Equities		6,787,633.61	7,471,635.50	684,001.89	249,789.00

PLEASE SEE REVERSE SIDE
 Page 39 of 360
 Statement Period Year Ending 12/31/15
 Account No. 616-04044



Fiscal Statement



THE LEHNER FAMILY FOUNDATION

CURRENT PORTFOLIO SUMMARY

Quantity	Security Description	Date Acquired	Total/Adj Cost Basis	Fiscal Year Value 12/31/15	Unrealized Gain or (Loss)	Est Annual Income
Mutual Funds/Closed End Funds/UIT						
29,519	FIRST EAGLE OVERSEAS CL I .5070 Fractional Share	12/22/08	603,215.39	661,225.60	58,010.21	7,406.00
13,899	EATON VANCE FLOATING RATE ADV CL I .5980 Fractional Share	12/18/13	11.66	11.36	(0.30)	1.00
63,622	WELLS FARGO PREM LRG COMPANY GROWTH FD INSTL .3730 Fractional Share	07/25/14	154,477.34	140,379.90	(14,097.44)	7,380.00
23,729	GOLDMAN SACHS SMALL/MID CAP GROWTH FUND INSTL CL .3630 Fractional Share	11/30/15	6.22	6.04	(0.18)	1.00
51,980	TEMPLETON GBLB BOND FD ADV CL	04/24/12	740,216.30	951,148.90	210,932.60	
4	TEMPLETON GBLB BOND FD ADV CL .8010 Fractional Share	12/14/15	5.49	5.58	0.09	
8,488	HOTCHKIS AND WILEY MID CAP VALUE FD CL I .5930 Fractional Share	12/23/13	500,000.67	481,698.70	(18,301.97)	2,258.00
		12/23/13	7.65	7.37	(0.28)	
		12/24/07	625,971.29	599,329.40	(26,641.89)	20,273.00
		07/28/09		46.12		2.00
		01/25/13	10.88	9.24	(1.64)	1.00
		02/03/15	333,901.08	265,589.52	(68,311.56)	2,258.00
		12/11/15	18.34	18.55	0.21	1.00
	Total Mutual Funds/Closed End Funds/UIT		2,957,842.31	3,099,476.28	141,587.85	37,323.00