



See a Social Security Number? Say Something!  
Report Privacy Problems to <https://public.resource.org/privacy>  
Or call the IRS Identity Theft Hotline at 1-800-908-4490



Form **990-PF**

Department of the Treasury  
Internal Revenue Service

Return of Private Foundation  
or Section 4947(a)(1) Trust Treated as Private Foundation

▶ Do not enter social security numbers on this form as it may be made public.  
▶ Information about Form 990-PF and its instructions is at [www.irs.gov/form990pf](http://www.irs.gov/form990pf).




OMB No 1545-0052



**2015**  
Open to Public Inspection

For calendar year 2015, or tax year beginning 01-01-2015, and ending 12-31-2015

Name of foundation HOOVER FOUNDATION INCOME ACCOUNT		<b>A Employer identification number</b>  34-6510994	
Number and street (or P O box number if mail is not delivered to street address) PO BOX 1558 DEPT EA4E86		<b>B</b> Telephone number (see instructions)  (330) 580-2568	
City or town, state or province, country, and ZIP or foreign postal code COLUMBUS, OH 43216		<b>C</b> If exemption application is pending, check here <input type="checkbox"/>	
<b>G</b> Check all that apply <input type="checkbox"/> Initial return <input type="checkbox"/> Initial return of a former public charity <input type="checkbox"/> Final return <input type="checkbox"/> Amended return <input type="checkbox"/> Address change <input type="checkbox"/> Name change		<b>D 1.</b> Foreign organizations, check here <input type="checkbox"/>  <b>2.</b> Foreign organizations meeting the 85% test, check here and attach computation <input type="checkbox"/>	
<b>H</b> Check type of organization <input checked="" type="checkbox"/> Section 501(c)(3) exempt private foundation <input type="checkbox"/> Section 4947(a)(1) nonexempt charitable trust <input type="checkbox"/> Other taxable private foundation		<b>E</b> If private foundation status was terminated under section 507(b)(1)(A), check here <input type="checkbox"/>	
<b>I</b> Fair market value of all assets at end of year (from Part II, col. (c), line 16) ▶ \$ 50,106,107		<b>F</b> If the foundation is in a 60-month termination under section 507(b)(1)(B), check here <input type="checkbox"/>	
<b>J</b> Accounting method <input type="checkbox"/> Cash <input type="checkbox"/> Accrual <input type="checkbox"/> Other (specify) _____ (Part I, column (d) must be on cash basis.)			

Part I Analysis of Revenue and Expenses (The total of amounts in columns (b), (c), and (d) may not necessarily equal the amounts in column (a) (see instructions) )		Revenue and expenses per books (a)	Net investment income (b)	Adjusted net income (c)	Disbursements for charitable purposes (d) (cash basis only)
Revenue	<b>1</b> Contributions, gifts, grants, etc , received (attach schedule) . . . . .				
	<b>2</b> Check <input checked="" type="checkbox"/> if the foundation is <b>not</b> required to attach Sch B . . . . .				
	<b>3</b> Interest on savings and temporary cash investments				
	<b>4</b> Dividends and interest from securities . . . . .	1,038,610	1,038,610		
	<b>5a</b> Gross rents . . . . .				
	<b>b</b> Net rental income or (loss) _____				
	<b>6a</b> Net gain or (loss) from sale of assets not on line 10	2,771,716			
	<b>b</b> Gross sales price for all assets on line 6a 12,709,593				
	<b>7</b> Capital gain net income (from Part IV, line 2) . . .		2,771,716		
	<b>8</b> Net short-term capital gain . . . . .			0	
	<b>9</b> Income modifications . . . . .				
	<b>10a</b> Gross sales less returns and allowances				
Operating and Administrative Expenses	<b>b</b> Less Cost of goods sold . . . . .				
	<b>c</b> Gross profit or (loss) (attach schedule) . . . . .				
	<b>11</b> Other income (attach schedule) . . . . .	4,107			
	<b>12 Total.</b> Add lines 1 through 11 . . . . .	3,814,433	3,810,326		
	<b>13</b> Compensation of officers, directors, trustees, etc	180,984	90,492		90,492
	<b>14</b> Other employee salaries and wages . . . . .		0	0	0
	<b>15</b> Pension plans, employee benefits . . . . .		0	0	
	<b>16a</b> Legal fees (attach schedule). . . . .				0
	<b>b</b> Accounting fees (attach schedule). . . . .	1,200	0	0	1,200
	<b>c</b> Other professional fees (attach schedule) . . . . .	81,635	81,635		0
	<b>17</b> Interest . . . . .				0
	<b>18</b> Taxes (attach schedule) (see instructions) . . .	72,341	7,341		0
	<b>19</b> Depreciation (attach schedule) and depletion . . .	0	0		
	<b>20</b> Occupancy . . . . .	6,987			6,987
	<b>21</b> Travel, conferences, and meetings. . . . .		0	0	
	<b>22</b> Printing and publications . . . . .		0	0	
	<b>23</b> Other expenses (attach schedule). . . . .	1,495	1,295		
	<b>24 Total operating and administrative expenses.</b> Add lines 13 through 23 . . . . .	344,642	180,763	0	98,679
	<b>25</b> Contributions, gifts, grants paid . . . . .	2,572,700			2,572,700
	<b>26 Total expenses and disbursements.</b> Add lines 24 and 25	2,917,342	180,763	0	2,671,379
	<b>27</b> Subtract line 26 from line 12				
	<b>a Excess of revenue over expenses and disbursements</b>	897,091			
	<b>b Net investment income</b> (if negative, enter -0-)		3,629,563		
	<b>c Adjusted net income</b> (if negative, enter -0-) . . .			0	

Part II		Balance Sheets	Attached schedules and amounts in the description column should be for end-of-year amounts only (See instructions )	Beginning of year	End of year	
				(a) Book Value	(b) Book Value	(c) Fair Market Value
Assets	1	Cash—non-interest-bearing . . . . .				
	2	Savings and temporary cash investments . . . . .	2,491,962	1,463,792	1,463,792	
	3	Accounts receivable ▶ _____				
		Less allowance for doubtful accounts ▶ _____		0	0	
	4	Pledges receivable ▶ _____				
		Less allowance for doubtful accounts ▶ _____				
	5	Grants receivable . . . . .				
	6	Receivables due from officers, directors, trustees, and other disqualified persons (attach schedule) (see instructions). . . . .				
	7	Other notes and loans receivable (attach schedule) ▶ _____				
		Less allowance for doubtful accounts ▶ _____ 0				
	8	Inventories for sale or use . . . . .				
	9	Prepaid expenses and deferred charges . . . . .				
	10a	Investments—U S and state government obligations (attach schedule)	1,900,904 	1,857,592	1,888,134	
	b	Investments—corporate stock (attach schedule) . . . . .	20,478,918 	20,962,857	34,480,368	
	c	Investments—corporate bonds (attach schedule) . . . . .	10,936,716 	12,304,124	12,273,813	
	11	Investments—land, buildings, and equipment basis ▶ _____				
	Less accumulated depreciation (attach schedule) ▶ _____					
12	Investments—mortgage loans. . . . .					
13	Investments—other (attach schedule) . . . . .			0		
14	Land, buildings, and equipment basis ▶ _____					
	Less accumulated depreciation (attach schedule) ▶ _____					
15	Other assets (describe ▶ _____)					
16	Total assets(to be completed by all filers—see the instructions Also, see page 1, item I)	35,808,500	36,588,365	50,106,107		
Liabilities	17	Accounts payable and accrued expenses . . . . .				
	18	Grants payable . . . . .				
	19	Deferred revenue . . . . .				
	20	Loans from officers, directors, trustees, and other disqualified persons				
	21	Mortgages and other notes payable (attach schedule). . . . .				
	22	Other liabilities (describe ▶ _____)				
	23	Total liabilities(add lines 17 through 22) . . . . .		0		
Net Assets or Fund Balances	Foundations that follow SFAS 117, check here ▶ <input checked="" type="checkbox"/> and complete lines 24 through 26 and lines 30 and 31.					
	24	Unrestricted . . . . .	35,808,500	36,588,365		
	25	Temporarily restricted . . . . .				
	26	Permanently restricted . . . . .				
	Foundations that do not follow SFAS 117, check here ▶ <input type="checkbox"/> and complete lines 27 through 31.					
	27	Capital stock, trust principal, or current funds . . . . .				
	28	Paid-in or capital surplus, or land, bldg , and equipment fund				
	29	Retained earnings, accumulated income, endowment, or other funds				
	30	Total net assets or fund balances(see instructions) . . . . .	35,808,500	36,588,365		
	31	Total liabilities and net assets/fund balances(see instructions) . . . . .	35,808,500	36,588,365		

Part III				Analysis of Changes in Net Assets or Fund Balances	
1	Total net assets or fund balances at beginning of year—Part II, column (a), line 30 (must agree with end-of-year figure reported on prior year’s return) . . . . .	1	35,808,500		
2	Enter amount from Part I, line 27a . . . . .	2	897,091		
3	Other increases not included in line 2 (itemize) ▶ _____ 	3	14,585		
4	Add lines 1, 2, and 3 . . . . .	4	36,720,176		
5	Decreases not included in line 2 (itemize) ▶ _____ 	5	131,811		
6	Total net assets or fund balances at end of year (line 4 minus line 5)—Part II, column (b), line 30 . . . . .	6	36,588,365		

Part IV

Capital Gains and Losses for Tax on Investment Income

List and describe the kind(s) of property sold (e g , real estate, (a) 2-story brick warehouse, or common stock, 200 shs MLC Co )		How acquired P—Purchase (b) D—Donation	Date acquired (c) (mo , day, yr )	Date sold (d) (mo , day, yr )
1a	See Additional Data Table			
b				
c				
d				
e				

(e) Gross sales price	Depreciation allowed (f) (or allowable)	Cost or other basis (g) plus expense of sale	Gain or (loss) (h) (e) plus (f) minus (g)
a See Additional Data Table			
b			
c			
d			
e			

Complete only for assets showing gain in column (h) and owned by the foundation on 12/31/69			Gains (Col (h) gain minus col (k), but not less than -0-) or (l) Losses (from col (h))
(i) F M V as of 12/31/69	Adjusted basis (j) as of 12/31/69	Excess of col (i) (k) over col (j), if any	
a See Additional Data Table			
b			
c			
d			
e			

2	Capital gain net income or (net capital loss)	{ If gain, also enter in Part I, line 7 If (loss), enter -0- in Part I, line 7 }	2	2,771,716
3	Net short-term capital gain or (loss) as defined in sections 1222(5) and (6)  If gain, also enter in Part I, line 8, column (c) (see instructions) If (loss), enter -0- in Part I, line 8 . . . . .	}	3	

Part V

Qualification Under Section 4940(e) for Reduced Tax on Net Investment Income

(For optional use by domestic private foundations subject to the section 4940(a) tax on net investment income )  
If section 4940(d)(2) applies, leave this part blank

Was the foundation liable for the section 4942 tax on the distributable amount of any year in the base period? ☐ Yes ☒ No  
If "Yes," the foundation does not qualify under section 4940(e) Do not complete this part

1 Enter the appropriate amount in each column for each year, see instructions before making any entries

(a) Base period years Calendar year (or tax year beginning in)	(b) Adjusted qualifying distributions	(c) Net value of noncharitable-use assets	(d) Distribution ratio (col (b) divided by col (c))
2014	2,768,134	52,691,658	0 052535
2013	2,733,861	49,025,035	0 055765
2012	2,732,440	46,111,296	0 059257
2011	2,441,345	45,998,363	0 053075
2010	2,422,772	43,634,198	0 055525

2	Total of line 1, column (d). . . . .	2	0 276157
3	Average distribution ratio for the 5-year base period—divide the total on line 2 by 5, or by the number of years the foundation has been in existence if less than 5 years	3	0 055231
4	Enter the net value of noncharitable-use assets for 2015 from Part X, line 5. . . . .	4	51,097,755
5	Multiply line 4 by line 3. . . . .	5	2,822,180
6	Enter 1% of net investment income (1% of Part I, line 27b). . . . .	6	36,296
7	Add lines 5 and 6. . . . .	7	2,858,476
8	Enter qualifying distributions from Part XII, line 4. . . . .	8	2,671,379

If line 8 is equal to or greater than line 7, check the box in Part VI, line 1b, and complete that part using a 1% tax rate See  
the Part VI instructions

Part VI

Excise Tax Based on Investment Income (Section 4940(a), 4940(b), 4940(e), or 4948—see page 18 of the instructions)

1a

Exempt operating foundations described in section 4940(d)(2), check here ☐ and enter "N/A" on line 1  
Date of ruling or determination letter \_\_\_\_\_  
(attach copy of letter if necessary—see instructions)

b

Domestic foundations that meet the section 4940(e) requirements in Part V, check here ☐ and enter 1% of Part I, line 27b . . . . .

c

All other domestic foundations enter 2% of line 27b. Exempt foreign organizations enter 4% of Part I, line 12, col. (b)

2

Tax under section 511 (domestic section 4947(a)(1) trusts and taxable foundations only. Others enter -0-)

2

0

3

Add lines 1 and 2. . . . .

3

72,591

4

Subtitle A (income) tax (domestic section 4947(a)(1) trusts and taxable foundations only. Others enter -0-)

4

0

5

**Tax based on investment income.** Subtract line 4 from line 3. If zero or less, enter -0- . . . . .

5

72,591

6

Credits/Payments

a

2015 estimated tax payments and 2014 overpayment credited to 2015

6a

65,000

b

Exempt foreign organizations—tax withheld at source. . . . .

6b

c

Tax paid with application for extension of time to file (Form 8868). . . . .

6c

0

d

Backup withholding erroneously withheld. . . . .

6d

7

Total credits and payments. Add lines 6a through 6d. . . . .

7

65,000

8

Enter any **penalty** for underpayment of estimated tax. Check here ☐ if Form 2220 is attached.

8

6

9

**Tax due.** If the total of lines 5 and 8 is more than line 7, enter **amount owed** . . . . .

9

7,597

10

**Overpayment.** If line 7 is more than the total of lines 5 and 8, enter the **amount overpaid**. . . . .

10

11

Enter the amount of line 10 to be **Credited to 2015 estimated tax** ☐ 0 **Refunded** ☐

11

0

Part VII-A

Statements Regarding Activities

1a

During the tax year, did the foundation attempt to influence any national, state, or local legislation or did it participate or intervene in any political campaign? . . . . .

1a

No

b

Did it spend more than \$100 during the year (either directly or indirectly) for political purposes (see Instructions for definition)? . . . . .  
*If the answer is "Yes" to 1a or 1b, attach a detailed description of the activities and copies of any materials published or distributed by the foundation in connection with the activities.*

1b

No

c

Did the foundation file **Form 1120-POL** for this year? . . . . .

1c

No

d

Enter the amount (if any) of tax on political expenditures (section 4955) imposed during the year:  
(1) On the foundation ☐ \$ \_\_\_\_\_ (2) On foundation managers ☐ \$ \_\_\_\_\_

e

Enter the reimbursement (if any) paid by the foundation during the year for political expenditure tax imposed on foundation managers ☐ \$ \_\_\_\_\_

2

Has the foundation engaged in any activities that have not previously been reported to the IRS? . . . . .  
*If "Yes," attach a detailed description of the activities.*

2

No

3

Has the foundation made any changes, not previously reported to the IRS, in its governing instrument, articles of incorporation, or bylaws, or other similar instruments? *If "Yes," attach a conformed copy of the changes* . . . . .

3

No

4a

Did the foundation have unrelated business gross income of \$1,000 or more during the year? . . . . .

4a

No

b

If "Yes," has it filed a tax return on **Form 990-T** for this year? . . . . .

4b

5

Was there a liquidation, termination, dissolution, or substantial contraction during the year? . . . . .  
*If "Yes," attach the statement required by General Instruction T.*

5

No

6

Are the requirements of section 508(e) (relating to sections 4941 through 4945) satisfied either:  
• By language in the governing instrument, or  
• By state legislation that effectively amends the governing instrument so that no mandatory directions that conflict with the state law remain in the governing instrument? . . . . .

6

Yes

7

Did the foundation have at least \$5,000 in assets at any time during the year? *If "Yes," complete Part II, col. (c), and Part XV.* . . . . .

7

Yes

8a

Enter the states to which the foundation reports or with which it is registered (see instructions)  
☐ OH \_\_\_\_\_

b

If the answer is "Yes" to line 7, has the foundation furnished a copy of Form 990-PF to the Attorney General (or designate) of each state as required by General Instruction G? *If "No," attach explanation.*

8b

Yes

9

Is the foundation claiming status as a private operating foundation within the meaning of section 4942(j)(3) or 4942(j)(5) for calendar year 2015 or the taxable year beginning in 2015 (see instructions for Part XIV)?  
*If "Yes," complete Part XIV* . . . . .

9

No

10

Did any persons become substantial contributors during the tax year? *If "Yes," attach a schedule listing their names and addresses.* . . . . .

10

No

Part VII-A

Statements Regarding Activities *(continued)*

11	At any time during the year, did the foundation, directly or indirectly, own a controlled entity within the meaning of section 512(b)(13)? If "Yes," attach schedule (see instructions).	11		No
12	Did the foundation make a distribution to a donor advised fund over which the foundation or a disqualified person had advisory privileges? If "Yes," attach statement (see instructions)	12		No
13	Did the foundation comply with the public inspection requirements for its annual returns and exemption application?	13	Yes	
Website address				
14	The books are in care of HUNTINGTON NATIONAL BANK Telephone no (614) 331-9547 Located at PO BOX 1558 DEPT EA4E86 COLUMBUS OH ZIP+4 43216			
15	Section 4947(a)(1) nonexempt charitable trusts filing Form 990-PF in lieu of Form 1041—Check here and enter the amount of tax-exempt interest received or accrued during the year.	15		
16	At any time during calendar year 2015, did the foundation have an interest in or a signature or other authority over a bank, securities, or other financial account in a foreign country? See instructions for exceptions and filing requirements for FinCEN Form 114, Report of Foreign Bank and Financial Accounts (FBAR) If "Yes", enter the name of the foreign country	16	Yes	No

Part VII-B

Statements Regarding Activities for Which Form 4720 May Be Required

File Form 4720 if any item is checked in the "Yes" column, unless an exception applies.			Yes	No
1a	During the year did the foundation (either directly or indirectly)			
	(1) Engage in the sale or exchange, or leasing of property with a disqualified person?	Yes	No	
	(2) Borrow money from, lend money to, or otherwise extend credit to (or accept it from) a disqualified person?	Yes	No	
	(3) Furnish goods, services, or facilities to (or accept them from) a disqualified person?	Yes	No	
	(4) Pay compensation to, or pay or reimburse the expenses of, a disqualified person?	Yes	No	
	(5) Transfer any income or assets to a disqualified person (or make any of either available for the benefit or use of a disqualified person)?	Yes	No	
	(6) Agree to pay money or property to a government official? (Exception. Check "No" if the foundation agreed to make a grant to or to employ the official for a period after termination of government service, if terminating within 90 days).	Yes	No	
b	If any answer is "Yes" to 1a(1)–(6), did any of the acts fail to qualify under the exceptions described in Regulations section 53.4941(d)-3 or in a current notice regarding disaster assistance (see instructions)? Organizations relying on a current notice regarding disaster assistance check here.	1b		No
c	Did the foundation engage in a prior year in any of the acts described in 1a, other than excepted acts, that were not corrected before the first day of the tax year beginning in 2015?	1c		No
2	Taxes on failure to distribute income (section 4942) (does not apply for years the foundation was a private operating foundation defined in section 4942(j)(3) or 4942(j)(5))			
a	At the end of tax year 2015, did the foundation have any undistributed income (lines 6d and 6e, Part XIII) for tax year(s) beginning before 2015? If "Yes," list the years 20 , 20 , 20 , 20		Yes	No
b	Are there any years listed in 2a for which the foundation is not applying the provisions of section 4942(a)(2) (relating to incorrect valuation of assets) to the year's undistributed income? (If applying section 4942(a)(2) to all years listed, answer "No" and attach statement—see instructions).	2b		No
c	If the provisions of section 4942(a)(2) are being applied to any of the years listed in 2a, list the years here 20 , 20 , 20 , 20			
3a	Did the foundation hold more than a 2% direct or indirect interest in any business enterprise at any time during the year?		Yes	No
b	If "Yes," did it have excess business holdings in 2015 as a result of (1) any purchase by the foundation or disqualified persons after May 26, 1969, (2) the lapse of the 5-year period (or longer period approved by the Commissioner under section 4943(c)(7)) to dispose of holdings acquired by gift or bequest, or (3) the lapse of the 10-, 15-, or 20-year first phase holding period? (Use Schedule C, Form 4720, to determine if the foundation had excess business holdings in 2015.).	3b		
4a	Did the foundation invest during the year any amount in a manner that would jeopardize its charitable purposes?	4a		No
b	Did the foundation make any investment in a prior year (but after December 31, 1969) that could jeopardize its charitable purpose that had not been removed from jeopardy before the first day of the tax year beginning in 2015?	4b		No

Part VII-B

Statements Regarding Activities for Which Form 4720 May Be Required (Continued)

5a

During the year did the foundation pay or incur any amount to

(1) Carry on propaganda, or otherwise attempt to influence legislation (section 4945(e))?

☐ Yes

☒ No

(2) Influence the outcome of any specific public election (see section 4955), or to carry on, directly or indirectly, any voter registration drive?

☐ Yes

☒ No

(3) Provide a grant to an individual for travel, study, or other similar purposes?

☐ Yes

☒ No

(4) Provide a grant to an organization other than a charitable, etc , organization described in section 4945(d)(4)(A )? (see instructions).

☐ Yes

☒ No

(5) Provide for any purpose other than religious, charitable, scientific, literary, or educational purposes, or for the prevention of cruelty to children or animals?

☐ Yes

☒ No

b

If any answer is "Yes" to 5a(1)–(5), did **any** of the transactions fail to qualify under the exceptions described in Regulations section 53.4945 or in a current notice regarding disaster assistance (see instructions)?

5b

Organizations relying on a current notice regarding disaster assistance check here.

☐

c

If the answer is "Yes" to question 5a(4), does the foundation claim exemption from the tax because it maintained expenditure responsibility for the grant?

☐ Yes

☐ No

If "Yes," attach the statement required by Regulations section 53.4945–5(d).

6a

Did the foundation, during the year, receive any funds, directly or indirectly, to pay premiums on a personal benefit contract?

☐ Yes

☒ No

b

Did the foundation, during the year, pay premiums, directly or indirectly, on a personal benefit contract?

6b

No

If "Yes" to 6b, file Form 8870.

7a

At any time during the tax year, was the foundation a party to a prohibited tax shelter transaction?

☐ Yes

☒ No

b

If yes, did the foundation receive any proceeds or have any net income attributable to the transaction?

7b

Part VIII

Information About Officers, Directors, Trustees, Foundation Managers, Highly Paid Employees, and Contractors

1

List all officers, directors, trustees, foundation managers and their compensation (see instructions).

(a) Name and address	Title, and average hours per week (b) devoted to position	(c) Compensation (If not paid, enter -0-)	(d) Contributions to employee benefit plans and deferred compensation	Expense account, (e) other allowances
See Additional Data Table				

2

Compensation of five highest-paid employees (other than those included on line 1—see instructions). If none, enter "NONE."

(a) Name and address of each employee paid more than \$50,000	Title, and average hours per week (b) devoted to position	(c) Compensation	Contributions to employee benefit plans and deferred compensation (d)	Expense account, (e) other allowances

Total

number of other employees paid over \$50,000.

**3 Five highest-paid independent contractors for professional services (see instructions). If none, enter "NONE".**



**Part X**

**Minimum Investment Return**  
(All domestic foundations must complete this part. Foreign foundations,see instructions.)

<b>1</b>	Fair market value of assets not used (or held for use) directly in carrying out charitable, etc , purposes		
<b>a</b>	Average monthly fair market value of securities. . . . .	<b>1a</b>	49,922,167
<b>b</b>	Average of monthly cash balances. . . . .	<b>1b</b>	1,953,726
<b>c</b>	Fair market value of all other assets (see instructions). . . . .	<b>1c</b>	0
<b>d</b>	<b>Total</b> (add lines 1a, b, and c). . . . .	<b>1d</b>	51,875,893
<b>e</b>	Reduction claimed for blockage or other factors reported on lines 1a and 1c (attach detailed explanation). . . . .	<b>1e</b>	0
<b>2</b>	Acquisition indebtedness applicable to line 1 assets. . . . .	<b>2</b>	0
<b>3</b>	Subtract line 2 from line 1d. . . . .	<b>3</b>	51,875,893
<b>4</b>	Cash deemed held for charitable activities Enter 1 1/2% of line 3 (for greater amount, see instructions). . . . .	<b>4</b>	778,138
<b>5</b>	<b>Net value of noncharitable-use assets.</b> Subtract line 4 from line 3 Enter here and on Part V, line 4	<b>5</b>	51,097,755
<b>6</b>	<b>Minimum investment return.</b> Enter 5% of line 5. . . . .	<b>6</b>	2,554,888

**Part XI**

**Distributable Amount**  
(see instructions) (Section 4942(j)(3) and (j)(5) private operating foundations and certain foreign organizations check here ☒ and do not complete this part.)

<b>1</b>	Minimum investment return from Part X, line 6. . . . .	<b>1</b>	2,554,888
<b>2a</b>	Tax on investment income for 2015 from Part VI, line 5. . . . .	<b>2a</b>	72,591
<b>b</b>	Income tax for 2015 (This does not include the tax from Part VI ). . . . .	<b>2b</b>	
<b>c</b>	Add lines 2a and 2b. . . . .	<b>2c</b>	72,591
<b>3</b>	Distributable amount before adjustments Subtract line 2c from line 1. . . . .	<b>3</b>	2,482,297
<b>4</b>	Recoveries of amounts treated as qualifying distributions. . . . .	<b>4</b>	0
<b>5</b>	Add lines 3 and 4. . . . .	<b>5</b>	2,482,297
<b>6</b>	Deduction from distributable amount (see instructions). . . . .	<b>6</b>	0
<b>7</b>	<b>Distributable amount</b> as adjusted Subtract line 6 from line 5 Enter here and on Part XIII, line 1. . . . .	<b>7</b>	2,482,297

**Part XII**

**Qualifying Distributions** (see instructions)

<b>1</b>	Amounts paid (including administrative expenses) to accomplish charitable, etc , purposes		
<b>a</b>	Expenses, contributions, gifts, etc —total from Part I, column (d), line 26. . . . .	<b>1a</b>	2,671,379
<b>b</b>	Program-related investments—total from Part IX-B. . . . .	<b>1b</b>	0
<b>2</b>	Amounts paid to acquire assets used (or held for use) directly in carrying out charitable, etc , purposes. . . . .	<b>2</b>	0
<b>3</b>	Amounts set aside for specific charitable projects that satisfy the		
<b>a</b>	Suitability test (prior IRS approval required). . . . .	<b>3a</b>	0
<b>b</b>	Cash distribution test (attach the required schedule). . . . .	<b>3b</b>	0
<b>4</b>	<b>Qualifying distributions.</b> Add lines 1a through 3b Enter here and on Part V, line 8, and Part XIII, line 4	<b>4</b>	2,671,379
<b>5</b>	Foundations that qualify under section 4940(e) for the reduced rate of tax on net investment income Enter 1% of Part I, line 27b (see instructions). . . . .	<b>5</b>	0
<b>6</b>	<b>Adjusted qualifying distributions.</b> Subtract line 5 from line 4. . . . .	<b>6</b>	2,671,379

**Note:**The amount on line 6 will be used in Part V, column (b), in subsequent years when calculating whether the foundation qualifies for the section 4940(e) reduction of tax in those years

Part XIII

Undistributed Income (see instructions)

	(a) Corpus	(b) Years prior to 2014	(c) 2014	(d) 2015
1 Distributable amount for 2015 from Part XI, line 7				2,482,297
2 Undistributed income, if any, as of the end of 2015				
a Enter amount for 2014 only. . . . .			0	
b Total for prior years 2013 , 20__ , 20__		0		
3 Excess distributions carryover, if any, to 2015				
a From 2010. . . . .	259,398			
b From 2011. . . . .	171,423			
c From 2012. . . . .	468,283			
d From 2013. . . . .	358,899			
e From 2014. . . . .	195,972			
f Total of lines 3a through e. . . . .	1,453,975			
4 Qualifying distributions for 2015 from Part XII, line 4 ▶ \$ 2,671,379				
a Applied to 2014, but not more than line 2a			0	
b Applied to undistributed income of prior years (Election required—see instructions). . . . .		0		
c Treated as distributions out of corpus (Election required—see instructions). . . . .	0			
d Applied to 2015 distributable amount. . . . .				2,482,297
e Remaining amount distributed out of corpus	189,082			
5 Excess distributions carryover applied to 2015 (If an amount appears in column (d), the same amount must be shown in column (a).)	0			0
6 Enter the net total of each column as indicated below:				
a Corpus Add lines 3f, 4c, and 4e Subtract line 5	1,643,057			
b Prior years' undistributed income Subtract line 4b from line 2b . . . . .		0		
c Enter the amount of prior years' undistributed income for which a notice of deficiency has been issued, or on which the section 4942(a) tax has been previously assessed. . . . .		0		
d Subtract line 6c from line 6b Taxable amount—see instructions . . . . .		0		
e Undistributed income for 2014 Subtract line 4a from line 2a Taxable amount—see instructions . . . . .			0	
f Undistributed income for 2016 Subtract lines 4d and 5 from line 1 This amount must be distributed in 2015 . . . . .				0
7 Amounts treated as distributions out of corpus to satisfy requirements imposed by section 170(b)(1)(F) or 4942(g)(3) (Election may be required - see instructions). . . . .	0			
8 Excess distributions carryover from 2010 not applied on line 5 or line 7 (see instructions). . .	259,398			
9 Excess distributions carryover to 2016. Subtract lines 7 and 8 from line 6a . . . . .	1,383,659			
10 Analysis of line 9				
a Excess from 2011. . . .	171,423			
b Excess from 2012. . . .	468,283			
c Excess from 2013. . . .	358,899			
d Excess from 2014. . . .	195,972			
e Excess from 2015. . . .	189,082			

## Part XIV

**b** Check box to indicate whether the organization is a private operating foundation described in section 4942(j)(3) or 4942(j)(5)

**b** 85% of line 2a . . . . .

**d** Amounts included in line 2c not used directly for active conduct of exempt activities . . . . .

**3** Complete 3a, b, or c for the alternative test relied upon

**a** "Assets" alternative test—enter

**(1) Value of all assets . . . . .**

**(2) Value of assets qualifying under section 4942(j)(3)(B)(i)**

**b** "Endowment" alternative test— enter 2/3 of minimum investment return shown in Part X, line 6 for each year listed. . .

**c** "Support" alternative test—enter

(1) Total support other than gross investment income (interest, dividends, rents, payments on securities loans (section 512(a)(5)), or royalties). . . .

(2) Support from general public and 5 or more exempt organizations as provided in section 4942(j)(3)(B)(iii). . . .

**(3)** Largest amount of support from an exempt organization

**(4) Gross investment income**

## Part XV

## 1 Information Regarding Foundation Managers:

**a** List any managers of the foundation who have contributed more than 2% of the total contributions received by the foundation before the close of any tax year (but only if they have contributed more than \$5,000) (See section 507(d)(2) )

NONE

**b** List any managers of the foundation who own 10% or more of the stock of a corporation (or an equally large portion of the ownership of a partnership or other entity) of which the foundation has a 10% or greater interest

NONE

**2 Information Regarding Contribution, Grant, Gift, Loan, Scholarship, etc., Programs:**

Check here ☐ if the foundation only makes contributions to preselected charitable organizations and does not accept unsolicited requests for funds. If the foundation makes gifts, grants, etc. (see instructions) to individuals or organizations under other conditions, complete items 2a, b, c, and d.

**a** The name, address, and telephone number or e-mail address of the person to whom applications should be addressed

LAWRENCE HOOVER  
400 MARKET AVE N STE 210  
CANTON, OH 44702  
(330) 580-2568

**b** The form in which applications should be submitted and information and materials they should include

LETTER STATING AMOUNT AND PURPOSE FOR WHICH GRANT IS REQUESTED

**c** Any submission deadlines

NONE THE FOUNDATION MAKES GIFTS AND GRANTS PRINCIPALLY TO PUBLIC-SUPPORTED

**d** Any restrictions or limitations on awards, such as by geographical areas, charitable fields, kinds of institutions, or other factors

COMMUNITY FUNDS, HOSPITALS AND HEALTH AGENCIES, COLLEGES AND COMMUNITY ORGANIZATIONS THE FOUNDATION DOES NOT MAKE GRANTS TO INDIVIDUALS

Part XV

Supplementary Information(continued)

3 Grants and Contributions Paid During the Year or Approved for Future Payment

Recipient	If recipient is an individual, show any relationship to any foundation manager or substantial contributor	Foundation status of recipient	Purpose of grant or contribution	Amount
Name and address (home or business)				
a Paid during the year See Additional Data Table				
Total . . . . .			3a	2,572,700
b Approved for future payment				
Total . . . . .			3b	

## Enter gross amounts unless otherwise indicated

## Part XVI-B Relationship of Activities to the Accomplishment of Exempt Purposes

Form **990-PF** (2015)

**d** If the answer to any of the above is "Yes," complete the following schedule. Column **(b)** should always show the fair market value of the goods, other assets, or services given by the reporting foundation. If the foundation received less than fair market value in any transaction or sharing arrangement, show in column **(d)** the value of the goods, other assets, or services received.

	Yes	No
1a(1)		No
1a(2)		No
1b(1)		No
1b(2)		No
1b(3)		No
1b(4)		No
1b(5)		No
1b(6)		No
1c		No

[illegible]

**b** If "Yes," complete the following schedule

(a) Name of organization	(b) Type of organization	(c) Description of relationship

Under penalties of perjury, I declare that I have examined this return, including accompanying schedules and statements, and to the best of my knowledge and belief, it is true, correct, and complete. Declaration of preparer (other than taxpayer) is based on all information of which preparer has any knowledge.

\* \* \* \* \*

2016-10-25

\* \* \* \* \*

Signature of officer or trustee

Date

## Title

May the IRS discuss this return with the preparer shown below  
(see instr )? ☒ Yes ☐ No

Print/Type preparer's name  
JOSEPH B HULL

Preparer's Signature

Date  
2016-10-25

Check if self-employed ☐

PTIN  
P00135850

Firm's name   
ERNST & YOUNG US LLP

Firm's EIN 34-6565596

Firm's address   
800 YARD STREET SUITE 200  
GRANDVIEW HEIGHTS, OH 43212

Phone no (614) 232-7290

Form 990PF Part IV - Capital Gains and Losses for Tax on Investment Income - Columns a - d

List and describe the kind(s) of property sold (e g , real estate, (a) 2-story brick warehouse, or common stock, 200 shs MLC Co )	(b) How acquired P—Purchase D—Donation	(c) Date acquired (mo , day, yr )	(d) Date sold (mo , day, yr )
12764 156 AMG MANAGERS BOND FUND - SVC			2015-11-23
66000 AT&T INC 2 5% 08/15/2015		2010-08-23	2015-08-15
500 ABBOTT LABORATORIES		2001-05-24	2015-07-17
500 ABBVIE INC		2001-05-24	2015-07-17
2000 ADOBE SYS INC W/1 RT/SH			2015-01-29
1000 ADOBE SYS INC W/1 RT/SH		2002-10-31	2015-03-16
200 AMAZON COM INC		2009-07-09	2015-07-22
250000 AMGEN INC 2 125% 05/15/2017		2012-09-14	2015-11-23
100000 ANHEUSER BUSCH COS INC 5 05% 10/15/2016		2005-04-08	2015-11-23
2177 BANK OF NEW YORK MELLON CORP		2011-04-12	2015-07-07

Form 990PF Part IV - Capital Gains and Losses for Tax on Investment Income - Columns e - h

(e) Gross sales price	(f) Depreciation allowed (or allowable)	(g) Cost or other basis plus expense of sale	(h) Gain or (loss) (e) plus (f) minus (g)
343,483		270,781	72,702
66,000		66,647	-647
24,955		11,634	13,321
34,974		12,616	22,358
141,177		25,045	116,132
78,211		11,880	66,331
97,520		15,656	81,864
252,443		258,438	-5,995
103,497		100,043	3,454
90,009		65,425	24,584

Form 990PF Part IV - Capital Gains and Losses for Tax on Investment Income - Columns i - l

Complete only for assets showing gain in column (h) and owned by the foundation on 12/31/69			(l) Gains (Col (h) gain minus col (k), but not less than -0-) or Losses (from col (h))
(i) F M V as of 12/31/69	(j) Adjusted basis as of 12/31/69	(k) Excess of col (i) over col (j), if any	
			72,702
			-647
			13,321
			22,358
			116,132
			66,331
			81,864
			-5,995
			3,454
			24,584

Form 990PF Part IV - Capital Gains and Losses for Tax on Investment Income - Columns a - d

List and describe the kind(s) of property sold (e g , real estate, (a) 2-story brick warehouse, or common stock, 200 shs MLC Co )	(b) How acquired P—Purchase D—Donation	(c) Date acquired (mo , day, yr )	(d) Date sold (mo , day, yr )
1500 BANK OF NEW YORK MELLON CORP		2011-04-12	2015-09-01
1500 BANK OF NOVA SCOTIA		2010-02-12	2015-05-26
1000 BANK OF NOVA SCOTIA		2010-02-12	2015-07-22
2000 BANK OF NOVA SCOTIA		2010-02-12	2015-07-30
700 BOEING CO		1986-07-30	2015-04-09
200 CALIFORINA RESOURCES CRP		2014-10-02	2015-01-29
200 CATERPILLAR INC		1990-08-21	2015-04-09
300 THE CHEMOURS COMPANY			2015-07-10
100000 COCA COLA CO 1 5% 11/15/2015		2011-11-01	2015-11-15
100000 COCA COLA CO 1 5% 11/15/2015		2011-12-13	2015-11-15

Form 990PF Part IV - Capital Gains and Losses for Tax on Investment Income - Columns e - h

(e) Gross sales price	(f) Depreciation allowed (or allowable)	(g) Cost or other basis plus expense of sale	(h) Gain or (loss) (e) plus (f) minus (g)
57,344		45,079	12,265
77,355		66,840	10,515
48,229		44,560	3,669
97,938		89,120	8,818
106,480		8,217	98,263
886		1,669	-783
16,156		1,118	15,038
3,552		3,358	194
100,000		101,390	-1,390
100,000		101,489	-1,489

Form 990PF Part IV - Capital Gains and Losses for Tax on Investment Income - Columns i - l

Complete only for assets showing gain in column (h) and owned by the foundation on 12/31/69			(l) Gains (Col (h) gain minus col (k), but not less than -0-) or Losses (from col (h))
(i) F M V as of 12/31/69	(j) Adjusted basis as of 12/31/69	(k) Excess of col (i) over col (j), if any	
			12,265
			10,515
			3,669
			8,818
			98,263
			-783
			15,038
			194
			-1,390
			-1,489



Form 990PF Part IV - Capital Gains and Losses for Tax on Investment Income - Columns a - d

List and describe the kind(s) of property sold (e g , real estate, (a) 2-story brick warehouse, or common stock, 200 shs MLC Co )	(b) How acquired P—Purchase D—Donation	(c) Date acquired (mo , day, yr )	(d) Date sold (mo , day, yr )
250000 CONOCOPHILLIPS COMPANY 1 05% 12/15/2017-		2013-07-03	2015-11-23
100000 JOHN DEERE CAPITAL CORP SERIES MTN 5 35%		2012-08-30	2015-11-23
10000 DIEBOLD INC			2015-04-07
500 DISNEY (WALT) CO		2007-11-06	2015-07-30
250000 DOMINION RESOURCES INC SERIES A 1 4% 09/		2012-10-16	2015-11-23
250000 DUKE ENERGY CORP 1 625% 08/15/2017		2012-09-14	2015-11-23
7500 E M C CORP			2015-10-12
1500 EMERSON ELECTRIC CO		2012-10-01	2015-01-29
150 EMERSON ELECTRIC CO		1986-06-23	2015-04-09
850 EMERSON ELECTRIC CO		1986-06-23	2015-07-07

Form 990PF Part IV - Capital Gains and Losses for Tax on Investment Income - Columns e - h

(e) Gross sales price	(f) Depreciation allowed (or allowable)	(g) Cost or other basis plus expense of sale	(h) Gain or (loss) (e) plus (f) minus (g)
247,768		243,068	4,700
108,198		119,332	-11,134
353,186		82,172	271,014
60,054		16,892	43,162
248,120		253,930	-5,810
250,670		250,080	590
210,492		161,622	48,870
84,164		71,940	12,224
8,496		1,032	7,464
46,716		5,846	40,870

Form 990PF Part IV - Capital Gains and Losses for Tax on Investment Income - Columns i - l

Complete only for assets showing gain in column (h) and owned by the foundation on 12/31/69			(l) Gains (Col (h) gain minus col (k), but not less than -0-) or Losses (from col (h))
(i) F M V as of 12/31/69	(j) Adjusted basis as of 12/31/69	(k) Excess of col (i) over col (j), if any	
			4,700
			-11,134
			271,014
			43,162
			-5,810
			590
			48,870
			12,224
			7,464
			40,870

Form 990PF Part IV - Capital Gains and Losses for Tax on Investment Income - Columns a - d

List and describe the kind(s) of property sold (e g , real estate, (a) 2-story brick warehouse, or common stock, 200 shs MLC Co )	(b) How acquired P—Purchase D—Donation	Date acquired (c) (mo , day, yr )	(d) Date sold (mo , day, yr )
1600 EXELON CORP		2002-04-04	2015-04-07
3000 FORD MTR CO DEL NEW		1986-02-10	2015-04-07
1500 FRANKLIN RES INC		1998-11-05	2015-07-07
500 FRANKLIN RES INC		1998-11-05	2015-07-30
1200 FREEPORT MCMORAN COPPER & GOLD		2014-11-19	2015-07-22
150 GOOGLE INC -CL A			2015-01-29
824 GOOGLE INC CL C		2015-01-29	2015-05-11
1000 HEALTH CARE REIT INC		2014-04-28	2015-09-01
250000 HEWLETT PACKARD CO 2 125% 09/13/2015		2010-09-15	2015-09-13
100000 INTEL CORP 1 95% 10/01/2016		2011-11-01	2015-11-23

Form 990PF Part IV - Capital Gains and Losses for Tax on Investment Income - Columns e - h

(e) Gross sales price	(f) Depreciation allowed (or allowable)	(g) Cost or other basis plus expense of sale	(h) Gain or (loss) (e) plus (f) minus (g)
54,143		42,000	12,143
47,609		20,799	26,810
73,259		18,405	54,854
22,950		6,135	16,815
17,953		33,504	-15,551
75,984		57,565	18,419
437		414	23
62,244		63,173	-929
250,000		250,808	-808
100,987		102,465	-1,478

Form 990PF Part IV - Capital Gains and Losses for Tax on Investment Income - Columns i - l

Complete only for assets showing gain in column (h) and owned by the foundation on 12/31/69			(l) Gains (Col (h) gain minus col (k), but not less than -0-) or Losses (from col (h))
(i) F M V as of 12/31/69	(j) Adjusted basis as of 12/31/69	(k) Excess of col (i) over col (j), if any	
			12,143
			26,810
			54,854
			16,815
			-15,551
			18,419
			23
			-929
			-808
			-1,478

Form 990PF Part IV - Capital Gains and Losses for Tax on Investment Income - Columns a - d

List and describe the kind(s) of property sold (e g , real estate, (a) 2-story brick warehouse, or common stock, 200 shs MLC Co )	(b) How acquired P—Purchase D—Donation	(c) Date acquired (mo , day, yr )	(d) Date sold (mo , day, yr )
1000 INTERNATIONAL BUSINESS MACHINES CORP		2004-04-02	2015-01-29
400 INTERNATIONAL BUSINESS MACHINES CORP			2015-07-07
1200 ISHARES MSCI CANADA ETF			2015-05-14
2000 ISHARES MSCI CANADA ETF			2015-06-18
1200 ISHARES MSCI PACIFIC EXCLUDING JAPAN ETF			2015-05-26
1000 ISHARES MSCI PACIFIC EXCLUDING JAPAN ETF		2012-03-22	2015-06-18
5000 ISHARES TIPS BOND ETF			2015-05-26
2900 ISHARES TIPS BOND ETF		2009-07-09	2015-07-07
1000 ISHARES TIPS BOND ETF		2009-07-09	2015-07-17
100 ISHARES NASDAQ BIOTECHNOLOGY ETF		2007-04-16	2015-01-15

Form 990PF Part IV - Capital Gains and Losses for Tax on Investment Income - Columns e - h

(e) Gross sales price	(f) Depreciation allowed (or allowable)	(g) Cost or other basis plus expense of sale	(h) Gain or (loss) (e) plus (f) minus (g)
152,437		93,800	58,637
65,891		44,075	21,816
34,504		38,032	-3,528
55,542		56,552	-1,010
56,078		54,442	1,636
45,709		42,770	2,939
565,013		509,848	55,165
327,566		292,088	35,478
111,979		100,720	11,259
31,738		8,078	23,660

Form 990PF Part IV - Capital Gains and Losses for Tax on Investment Income - Columns i - l

Complete only for assets showing gain in column (h) and owned by the foundation on 12/31/69			(l) Gains (Col (h) gain minus col (k), but not less than -0-) or Losses (from col (h))
(i) F M V as of 12/31/69	(j) Adjusted basis as of 12/31/69	(k) Excess of col (i) over col (j), if any	
			58,637
			21,816
			-3,528
			-1,010
			1,636
			2,939
			55,165
			35,478
			11,259
			23,660

Form 990PF Part IV - Capital Gains and Losses for Tax on Investment Income - Columns a - d

List and describe the kind(s) of property sold (e g , real estate, (a) 2-story brick warehouse, or common stock, 200 shs MLC Co )	(b) How acquired P—Purchase D—Donation	(c) Date acquired (mo , day, yr )	(d) Date sold (mo , day, yr )
1000 J P MORGAN CHASE & CO		2007-03-15	2015-03-16
100000 JP MORGAN CHASE & CO 6 125% 06/27/2017		2012-08-30	2015-11-23
100000 KELLOGG CO 3 25% 05/21/2018		2012-08-30	2015-11-23
250000 LOWES COMPANIES INC 1 625% 04/15/2017-20		2013-07-03	2015-11-23
4000 MEDTRONIC INC		2000-01-28	2015-01-29
100000 MERRILL LYNCH & CO 5% 01/15/2015		2005-06-08	2015-01-15
300 NORTHROP GRUMMAN CORP W/1 RT/SH		2004-01-21	2015-04-09
1000 ORACLE CORP		2002-11-06	2015-03-16
3000 ORACLE CORP		2004-06-24	2015-09-16
11214 953 OPPENHEIMER DEVELOPING MARKETS FUND - CL			2015-04-08

Form 990PF Part IV - Capital Gains and Losses for Tax on Investment Income - Columns e - h

(e) Gross sales price	(f) Depreciation allowed (or allowable)	(g) Cost or other basis plus expense of sale	(h) Gain or (loss) (e) plus (f) minus (g)
61,659		47,610	14,049
106,890		117,338	-10,448
102,871		109,193	-6,322
252,055		251,555	500
300,460		180,990	119,470
100,000		102,298	-2,298
49,012		13,559	35,453
43,151		10,359	32,792
115,048		34,230	80,818
408,000		378,702	29,298

Form 990PF Part IV - Capital Gains and Losses for Tax on Investment Income - Columns i - l

Complete only for assets showing gain in column (h) and owned by the foundation on 12/31/69			(l) Gains (Col (h) gain minus col (k), but not less than -0-) or Losses (from col (h))
(i) F M V as of 12/31/69	(j) Adjusted basis as of 12/31/69	(k) Excess of col (i) over col (j), if any	
			14,049
			-10,448
			-6,322
			500
			119,470
			-2,298
			35,453
			32,792
			80,818
			29,298

Form 990PF Part IV - Capital Gains and Losses for Tax on Investment Income - Columns a - d

List and describe the kind(s) of property sold (e g , real estate, (a) 2-story brick warehouse, or common stock, 200 shs MLC Co )	(b) How acquired P—Purchase D—Donation	(c) Date acquired (mo , day, yr )	(d) Date sold (mo , day, yr )
1000 POWERSHARES DB COMMODITY INDEX TRACKING FD		2014-01-15	2015-05-14
3000 POWERSHARES DB COMMODITY INDEX TRACKING FD		2014-01-15	2015-05-26
2000 POWERSHARES DB COMMODITY INDEX TRACKING FD		2014-01-15	2015-06-18
4000 POWERSHARES DB COMMODITY INDEX TRACKING FD		2014-01-15	2015-07-22
6000 POWERSHARES DB COMMODITY INDEX TRACKING FD		2014-01-15	2015-07-30
250000 PRAXAIR INC 1 25% 11/07/2018		2013-07-03	2015-11-23
1000 PROCTER & GAMBLE CO			2015-01-29
500 PROCTER & GAMBLE CO			2015-03-16
500 PROCTER & GAMBLE CO		2002-05-29	2015-11-18
250000 PROCTER & GAMBLE CO 1 8% 11/15/2015		2010-11-18	2015-11-15

Form 990PF Part IV - Capital Gains and Losses for Tax on Investment Income - Columns e - h

(e) Gross sales price	(f) Depreciation allowed (or allowable)	(g) Cost or other basis plus expense of sale	(h) Gain or (loss) (e) plus (f) minus (g)
18,340		18,387	-47
52,773		55,161	-2,388
35,199		35,787	-588
65,519		70,765	-5,246
95,518		106,149	-10,631
246,370		241,405	4,965
85,348		39,670	45,678
41,549		18,101	23,448
37,644		18,066	19,578
250,000		248,275	1,725

Form 990PF Part IV - Capital Gains and Losses for Tax on Investment Income - Columns i - l

Complete only for assets showing gain in column (h) and owned by the foundation on 12/31/69			(l) Gains (Col (h) gain minus col (k), but not less than -0-) or Losses (from col (h))
(i) F M V as of 12/31/69	(j) Adjusted basis as of 12/31/69	(k) Excess of col (i) over col (j), if any	
			-47
			-2,388
			-588
			-5,246
			-10,631
			4,965
			45,678
			23,448
			19,578
			1,725

Form 990PF Part IV - Capital Gains and Losses for Tax on Investment Income - Columns a - d

List and describe the kind(s) of property sold (e g , real estate, (a) 2-story brick warehouse, or common stock, 200 shs MLC Co )	(b) How acquired P—Purchase D—Donation	(c) Date acquired (mo , day, yr )	(d) Date sold (mo , day, yr )
100000 PROCTER & GAMBLE CO 1 45% 08/15/2016		2011-11-01	2015-11-23
1000 QUALCOMM INC			2015-11-18
10496 851 T ROWE PRICE MID CAP VALUE FUND			2015-01-29
250000 ROYAL BANK OF CANADA SERIES MTN 1 5% 01/		2013-07-03	2015-11-23
20431 393 ROYCE TOTAL RETURN FUND			2015-01-29
430 916 ROYCE TOTAL RETURN FUND			2015-01-29
58697 043 ROYCE TOTAL RETURN FUND			2015-04-15
100000 SHELL INTERNATIONAL FINANCE 3 1% 06/28/2		2010-08-23	2015-06-28
200 SHERWIN WILLIAMS CO		1986-04-10	2015-01-15
500 SHERWIN WILLIAMS CO		1986-04-10	2015-04-14

Form 990PF Part IV - Capital Gains and Losses for Tax on Investment Income - Columns e - h

(e) Gross sales price	(f) Depreciation allowed (or allowable)	(g) Cost or other basis plus expense of sale	(h) Gain or (loss) (e) plus (f) minus (g)
100,550		100,572	-22
48,482		63,560	-15,078
300,000		217,156	82,844
249,220		245,525	3,695
293,803		280,944	12,859
6,197		7,134	-937
893,369		483,870	409,499
100,000		103,386	-3,386
54,287		1,349	52,938
145,408		3,373	142,035

Form 990PF Part IV - Capital Gains and Losses for Tax on Investment Income - Columns i - l

Complete only for assets showing gain in column (h) and owned by the foundation on 12/31/69			(l) Gains (Col (h) gain minus col (k), but not less than -0-) or Losses (from col (h))
(i) F M V as of 12/31/69	(j) Adjusted basis as of 12/31/69	(k) Excess of col (i) over col (j), if any	
			-22
			-15,078
			82,844
			3,695
			12,859
			-937
			409,499
			-3,386
			52,938
			142,035

Form 990PF Part IV - Capital Gains and Losses for Tax on Investment Income - Columns a - d

List and describe the kind(s) of property sold (e g , real estate, (a) 2-story brick warehouse, or common stock, 200 shs MLC Co )	(b) How acquired P—Purchase D—Donation	(c) Date acquired (mo , day, yr )	(d) Date sold (mo , day, yr )
500 STARBUCKS CORP		2007-09-04	2015-03-16
750 STATE STREET CORP			2015-03-16
1000 TEVA PHARMACEUTICAL INDS ADR		2009-09-25	2015-07-30
700 UNION PACIFIC CORP		2003-02-06	2015-04-09
750 UNION PACIFIC CORP		2003-02-06	2015-04-14
100000 US BANCORP SERIES MTN 1 95% 11/15/2018-		2015-04-09	2015-11-23
250000 US TREASURY 2 375% 02/28/2015		2010-02-24	2015-02-28
200000 US TREASURY 1 875% 06/30/2015		2010-06-23	2015-06-30
250000 UNITEDHEALTH GROUP INC 1 4% 10/15/2017		2013-07-03	2015-11-23
250000 VERIZON COMMUNICATIONS 2% 11/01/2016		2013-07-03	2015-11-23

Form 990PF Part IV - Capital Gains and Losses for Tax on Investment Income - Columns e - h

(e) Gross sales price	(f) Depreciation allowed (or allowable)	(g) Cost or other basis plus expense of sale	(h) Gain or (loss) (e) plus (f) minus (g)
46,989		13,890	33,099
56,212		34,688	21,524
69,138		50,710	18,428
75,920		9,886	66,034
80,339		10,592	69,747
100,929		101,956	-1,027
250,000		249,766	234
200,000		198,863	1,137
250,190		246,375	3,815
251,858		256,365	-4,507

Form 990PF Part IV - Capital Gains and Losses for Tax on Investment Income - Columns i - l

Complete only for assets showing gain in column (h) and owned by the foundation on 12/31/69			(l) Gains (Col (h) gain minus col (k), but not less than -0-) or Losses (from col (h))
(i) F M V as of 12/31/69	(j) Adjusted basis as of 12/31/69	(k) Excess of col (i) over col (j), if any	
			33,099
			21,524
			18,428
			66,034
			69,747
			-1,027
			234
			1,137
			3,815
			-4,507

Form 990PF Part IV - Capital Gains and Losses for Tax on Investment Income - Columns a - d

List and describe the kind(s) of property sold (e g , real estate, (a) 2-story brick warehouse, or common stock, 200 shs MLC Co )	(b) How acquired P—Purchase D—Donation	(c) Date acquired (mo , day, yr )	(d) Date sold (mo , day, yr )
250000 WAL-MART STORES INC 2 875% 04/01/2015		2010-05-17	2015-04-01
250000 WELLS FARGO & COMPANY SERIES MTN 2 1% 05		2012-10-16	2015-11-23
500 ZIONS BANCORPORATION		2014-11-19	2015-07-17
1000 ACCENTURE PLC CL A			2015-03-25
700 EATON CORP PLC		2012-12-01	2015-04-09
1000 MEDTRONIC PLC		2015-01-28	2015-03-16
2000 ROWAN COMPANIES PLC		2014-03-04	2015-01-15
2000 ROWAN COMPANIES PLC		2014-03-04	2015-07-22
CAPITAL GAIN DIVIDENDS	P		

Form 990PF Part IV - Capital Gains and Losses for Tax on Investment Income - Columns e - h

(e) Gross sales price	(f) Depreciation allowed (or allowable)	(g) Cost or other basis plus expense of sale	(h) Gain or (loss) (e) plus (f) minus (g)
250,000		253,735	-3,735
253,195		259,375	-6,180
15,205		14,458	747
89,194		51,486	37,708
47,509		25,214	22,295
77,520		75,115	2,405
44,659		65,800	-21,141
34,625		65,800	-31,175
			250,312

Form 990PF Part IV - Capital Gains and Losses for Tax on Investment Income - Columns i - l

Complete only for assets showing gain in column (h) and owned by the foundation on 12/31/69			(l) Gains (Col (h) gain minus col (k), but not less than -0-) or Losses (from col (h))
(i) F M V as of 12/31/69	(j) Adjusted basis as of 12/31/69	(k) Excess of col (i) over col (j), if any	
			-3,735
			-6,180
			747
			37,708
			22,295
			2,405
			-21,141
			-31,175



Form 990PF Part VIII Line 1 - List all officers, directors, trustees, foundation managers and their compensation

(a) Name and address	Title, and average hours per week (b) devoted to position	(c) Compensation(If not paid, enter -0-)	(d) Contributions to employee benefit plans and deferred compensation	Expense account, (e) other allowances
HUNTINGTON NATIONAL BANK	TRUSTEE 4	180,984		
220 MARKET AVES SUITE 200 CANTON, OH 44702				
LAWRENCE R HOOVER	CHAIRPERSON 4	0		
400 MARKET AVE N STE 210 CANTON, OH 44702				
TIMOTHY D SCHILTZ	COMMITTEE MEMBER 1	0		
400 MARKET AVE N STE 210 CANTON, OH 44702				
CHARLES H HOOVER	COMMITTEE MEMBER 1	0		
400 MARKET AVE N STE 210 CANTON, OH 44702				
TIMOTHY R HOOVER	COMMITTEE MEMBER 1	0		
400 MARKET AVE N STE 210 CANTON, OH 44702				
TERRY A MOORE	COMMITTEE MEMBER 1	0		
400 MARKET AVE N STE 210 CANTON, OH 44702				

Form 990PF Part XV Line 3 - Grants and Contributions Paid During the Year or Approved for Future Payment

Recipient	If recipient is an individual, show any relationship to any foundation manager or substantial contributor	Foundation status of recipient	Purpose of grant or contribution	Amount
Name and address (home or business)				
<b>a</b> <i>Paid during the year</i>				
AMERICAN HEART ASSOCIATION 4916 HILLS DALES RD CANTON, OH 44708	NONE	PC	HEALTH/MEDICAL RESEARCH FOR	10,000
CHARACTER CORP 220 MARKET AVENUE S-STE 200 CANTON, OH 44702	NONE	PC	EDUCATION	10,000
MALONE COLLEGE 515 - 25TH STREET NW CANTON, OH 44709	NONE	PC	EDUCATION	31,500
WALSH UNIVERSITY 2020 E MAPLE STREET NORTH CANTON, OH 44720	NONE	PC	EDUCATION	142,500
AMERICAN RED CROSS 521 MARKET AVENUE N CANTON, OH 44702	NONE	PC	SOCIAL WELFARE	10,000
MUSKINGUM COLLEGE 163 STORMONT STREET NEW CONCORD, OH 43762	NONE	PC	EDUCATION	500
VANDERBILT UNIVERSITY 2201 WEST END AVENUE NASHVILLE, TN 37240	NONE	PC	EDUCATION	100
AULTMAN HOSPITAL WOMEN'S BOARD 2600 - 6TH STREET SW CANTON, OH 44710	NONE	PC	HEALTH/MEDICAL	25,000
TURNING POINT OF STARK COUNTY 1221 HARRISON RD NE CANTON, OH 44705	NONE	PC	SOCIAL WELFARE	18,000
EARLY CHILDHOOD RESOURCE CENTER 3114 CLEVELAND AVENUE NW CANTON, OH 44709	NONE	PC	ASSIST IN IMPROVING THE	35,000
NORTH CANTON COMMUNITY BUILDING 200 SOUTH MAIN STREET NORTH CANTON, OH 44720	NONE	PC	COMMUNITY SERVICES	25,000
WATOES OUTREACH PROGRAM 1225 GROSS AVE NE CANTON, OH 44705	NONE	PC	SOCIAL WELFARE	12,500
NORTH CANTON CITY SCHOOLS 525 - 7TH STREET NE NORTH CANTON, OH 44720	NONE	PC	EDUCATION	75,000
YOUNG LIFE 2600 CLEVELAND AVE NW CANTON, OH 44709	NONE	PC	RELIGIOUS	10,000
STARK COUNTY AGRICULTURAL SOCIETY 305 WERTZ AVENUE NW CANTON, OH 44706	NONE	PC	COMMUNITY SERVICES	50,000
<b>Total . . . . .</b>			<b>3a</b>	2,572,700

Form 990PF Part XV Line 3 - Grants and Contributions Paid During the Year or Approved for Future Payment

Recipient	If recipient is an individual, show any relationship to any foundation manager or substantial contributor	Foundation status of recipient	Purpose of grant or contribution	Amount
Name and address (home or business)				
<b>a</b> <i>Paid during the year</i>				
WILLIAM MCKINLEY PRESIDENTIAL LIBRARY & MUSEUM 800 MCKINLEY MONUMENT DRIVE NW CANTON,OH 44708	NONE	PC	GENERAL SUPPORT	50,000
GOODWILL INDUSTRIES 818 MULBERRY ROAD SE CANTON,OH 44707	NONE	PC	HELPS THOSE SEEKING JOBS	85,000
PREGNANCY SUPPORT SERVICES 4500 22ND STREET NW CANTON,OH 44708	NONE	PC	GENERAL OPERATIONS	25,000
THE WAY OUT PRISON MINISTRY PO BOX 784 UNIONTOWN,OH 44685	NONE	PC	SUPPORT IN MINISTERING TO	10,000
REFUGE OF HOPE 405 3RD ST NE CANTON,OH 44702	NONE	PC	SUPPORT OF PROGRAM	5,000
EXPONENT PHILANTHROPY 1720 N ST NW WASHINGTON,DC 20036	NONE	PC	SUPPORT OF PROGRAMS	750
HERITAGE CHRISTIAN SCHOOL 2107 6TH ST SW CANTON,OH 44706	NONE	PC	SUPPORT OF SCHOOL	5,000
ALLIANCE CITY SCHOOLS 200 GLAMORGAN ST ALLIANCE,OH 44601	NONE	PC	SUPPORT OF SCHOOLS	50,000
CITY OF CANTON OHIO MARKET SQUARE PO BOX 24218 CANTON,OH 44701	NONE	GOV	SUPPORT DEVELOPMENT OF	25,000
COMMUNITY LIFE COGIC (CHURCH OF GOD IN CHRIST) 1104 WALNUT AVE NE CANTON,OH 44704	NONE	PC	SUPPORT MINISTRY PROGRAMS	10,000
MASSACHUSETTS INSTITUTE OF TECHNOLOGY 77 MASSACHUSETTS AVE CAMBRIDGE,ME 02139	NONE	PC	EDUCATION	250
UNITED WAY OF GREATER STARK COUNTY 220 MARKET AVE S CANTON,OH 44702	NONE	PC	PROVIDE SUPPORT TO	310,000
PATHWAY CARING FOR CHILDREN  4895 DRESSLER ROAD NW SUITE A CANTON,OH 44718	NONE	PC	RESIDENTIAL CARE & ADULT	20,000
NORTH CANTON HERITAGE SOCIETY 200 CHARLOTTE STREET SW NORTH CANTON,OH 44720	NONE	PC	PRESERVING HISTORY	5,000
THE ABCD INC 1225 GROSS AVENUE NE CANTON,OH 44705	NONE	PC	COMMUNITY SERVICES/REDUCE	5,000
<b>Total . . . . .</b>			<b>3a</b>	2,572,700

Form 990PF Part XV Line 3 - Grants and Contributions Paid During the Year or Approved for Future Payment

Recipient	If recipient is an individual, show any relationship to any foundation manager or substantial contributor	Foundation status of recipient	Purpose of grant or contribution	Amount
Name and address (home or business)				
<b>a</b> Paid during the year				
ZOAR COMMUNITY ASSOCIATION 221 FOLTZ RD ZOAR, OH 44697	NONE	PC	COMMUNITY SERVICES	14,000
VOYAGER PROGRAM 220 MARKET AVE S STE 200 CANTON, OH 44702	NONE	PC	PROVIDE AFTER SCHOOL	15,000
DENISON UNIVERSITY P O BOX 740 GRANVILLE, OH 43023	NONE	PC	EDUCATION	500
OHIO FOUNDATION OF INDEPENDENT 250 E BROAD STREET COLUMBUS, OH 43215	NONE	PC	FUNDS FOR COLLEGES AND	65,000
OHIO FFA CAMPS FUTURE FARMERS OF AMERICA 3266 DYEWOOD RD SW CARROLLTON, OH 44615	NONE	PC	SUPPORT OF PROGRAMS FOR	25,000
YMCA OF CENTRAL STARK COUNTY 405 - 2ND STREET NW CANTON, OH 44702	NONE	PC	PROMOTE HEALTH, VALUES AND	133,400
COLLEGE OF WOOSTER 625 WEBER AVENUE WOOSTER, OH 44691	NONE	PC	EDUCATION	2,500
MOUNT UNION COLLEGE 1972 CLARK AVENUE ALLIANCE, OH 44601	NONE	PC	ASSIST WITH HIGHER	25,000
WESTERN RESERVE HISTORICAL SOCIETY 10825 EAST BOULEVARD CLEVELAND, OH 44106	NONE	PC	COMMUNITY SERVICES	5,000
GIRL SCOUTS OF NORTH EAST OHIO 1010 APPLGROVE ST NW NORTH CANTON, OH 44720	NONE	PC	COMMUNITY SERVICE	10,000
CANTON MUSEUM OF ART 1001 MARKET AVE N CANTON, OH 44702	NONE	PC	SUPPORT ART, CULTURE AND	30,000
JUNIOR ACHIEVEMENT OF EAST CENTRAL OHIO 4353 EXECUTIVE CIR NW CANTON, OH 44718	NONE	PC	EDUCATE CHILDREN ON FREE	11,300
PRO FOOTBALL HALL OF FAME NATIONAL FOOTBALL MUSEUM INC 2121 GEORGE HALAS DR NW CANTON, OH 44708	NONE	PC	PRESERVE, EDUCATE AND	250,000
HARTVILLE MIGRANT COUNCIL PO BOX 682 HARTVILLE, OH 44632	NONE	PC	ASSIST MIGRANT WORKERS	10,000
OHIO OUTDOOR HISTORICAL DRAMA ASSOC PO BOX 450 NEW PHILADELPHIA, OH 44663	NONE	PC	PROVIDE THEATRICAL	5,000
<b>Total . . . . .</b>				2,572,700

Form 990PF Part XV Line 3 - Grants and Contributions Paid During the Year or Approved for Future Payment

Recipient	If recipient is an individual, show any relationship to any foundation manager or substantial contributor	Foundation status of recipient	Purpose of grant or contribution	Amount
Name and address (home or business)				
<b>a</b> Paid during the year				
STUDENT LOAN FOUNDATION OF NORTH CANTON PO BOX 2224 NORTH CANTON, OH 44720	NONE	PC	ASSISTANCE THROUGH	15,000
CANTON CHRISTIAN HOME 2550 CLEVELAND AVE NW CANTON, OH 44709	NONE	PC	ASSIST LIVING AND NURSING	5,000
CHILD AND ADOLESCENT BEHAVIORAL HEALTH 919 SECOND STREET NE CANTON, OH 44601	NONE	PC	ASSIST CHILDREN WITH MENTAL	30,000
SIFFRIN INC 3688 DRESSLER RD NW CANTON, OH 44718	NONE	PC	SUPPORT PEOPLE WITH	25,000
JR COLEMAN OUTREACH SERVICES 1731 GRACE AVENUE NE CANTON, OH 44705	NONE	PC	IMPROVE LIVING CONDITIONS	28,000
DOMESTIC VIOLENCE PROJECT INC PO BOX 9459 CANTON, OH 44711	NONE	PC	PROVIDE EMERGENCY AND	12,500
NORTH CANTON PLAYHOUSE 525 7TH STREET NE NORTH CANTON, OH 44720	NONE	PC	PROVIDE ENTERTAINMENT,	20,000
AKRON-CANTON REGIONAL FOODBANK 350 OPPORTUNITY PARKWAY AKRON, OH 44307	NONE	PC	ASSIST WITH FEEDING PEOPLE	10,000
STARK COUNTY HUNGER TASK FORCE 408 9TH ST SW STE 1637 CANTON, OH 44707	NONE	PC	SUPPLY FOOD TO PANTRIES IN	10,000
STARK DEVELOPMENT BOARD 116 CLEVELAND AVENUE NW CANTON, OH 44702	NONE	PC	SUPPORT STARK CO AREA NEW	36,700
CAMP TUSCAZOAR FOUNDATION PO BOX 308 MINERAL CITY, OH 44656	NONE	PC	SUPPORT OF PROGRAMS OF CAMP	15,000
PENOHIO POWER OF THE PEN 3758 BRECKSVILLE RD RICHFIELD, OH 44286	NONE	PC	SUPPORT OF PROGRAM	10,000
STARK EDUCATION PARTNERSHIP 400 MARKET AVE N CANTON, OH 44702	NONE	PC	ASSIST STUDENTS IN HIGHER	54,000
STARK SOCIAL WORKERS NETWORK 1221 HARRISON RD NE CANTON, OH 44705	NONE	PC	COMMUNITY SERVICES	39,200
STUMP HILL FARM 6633 KLINK ST MASSILLON, OH 44646	NONE	PC	ASSIST WITH REHABILITATION	39,500
<b>Total . . . . .</b>			<b>3a</b>	2,572,700

Form 990PF Part XV Line 3 - Grants and Contributions Paid During the Year or Approved for Future Payment

Recipient	If recipient is an individual, show any relationship to any foundation manager or substantial contributor	Foundation status of recipient	Purpose of grant or contribution	Amount
Name and address (home or business)				
<b>a</b> Paid during the year				
HEARTBEATS TO THE CITY 1355 MARKET AVE CANTON, OH 44707	NONE	PC	MENTORING/TUTORING	29,500
PROJECT REBUILD 406 SHORB AVE NW CANTON, OH 44703	NONE	PC	HELP AT-RISK YOUTH TO GAIN	15,000
STARK COUNTY DISTRICT LIBRARY 715 MARKET AVE N CANTN, OH 44702	NONE	PC	EDUCATION	50,000
MASSILLON MUSEUM 121 LINCOLN WAY MASSILON, OH 44646	NONE	PC	SUPPORT EDUCATIONAL	50,000
CANTON SYMPHONY ORCHESTRA 1001 MARKET AVENUE N CANTON, OH 44702	NONE	PC	SUPPORT OF SYMPHONY	45,000
ARTS IN STARK 1001 MARKET AVENUE CANTON, OH 44702	NONE	PC	SUPPORT EDUCATION, NEW JOBS	250,000
CULVER EDUCATIONAL FOUNDATION 1300 ACADEMY RD CULVER, IN 465111291	NONE	PC	EDUCATION	5,500
COMMUNITY BUILDING PARTNERSHIP 400 MARKET AVE N CANTON, OH 44702	NONE	PC	COMMUNITY SERVICE	55,000
WHISPERING GRACE HORSES 12882 KIMMENS RD SW MASSILLON, OH 44647	NONE	PC	MINISTRY SUPPORT	30,000
EN-RICH-MENT 4110 MEADOWVIEW DR NW CANTON, OH 44718	NONE	PC	SUPPORT OF LOCAL SYMPHONY	20,000
CANTON REGIONAL SCORE CHAPTER 6000 FRANK AVE NW NORTH CANTON, OH 44720	NONE	PC	ENCOURAGE GROWTH & SUCCESS	10,000
<b>Total . . . . .</b>				2,572,700

TY 2015 Accounting Fees Schedule

**Name:** HOOVER FOUNDATION INCOME ACCOUNT

**EIN:** 34-6510994

Category	Amount	Net Investment Income	Adjusted Net Income	Disbursements for Charitable Purposes
TAX PREPARATION FEE (NON-ALLOC	1,200			1,200

**TY 2015 Compensation Explanation**

**Name:** HOOVER FOUNDATION INCOME ACCOUNT

**EIN:** 34-6510994

Person Name	Explanation
HUNTINGTON NATIONAL BANK	Trustee Fees



## TY 2015 Investments Corporate Bonds Schedule

**Name:** HOOVER FOUNDATION INCOME ACCOUNT

**EIN:** 34-6510994

Name of Bond	End of Year Book Value	End of Year Fair Market Value
AMPHENOL CORP 1.55% 9-15-17	150,371	149,235
BANK OF NY MELLON 2.2% 5-15-19	150,489	150,224
BANK NOVA SCOTIA NY 2.8% 7-21-	152,226	150,825
BRANCH BANK&TRUST 1.35% 10-1-	100,137	99,819
CISCO SYSTEMS 2.125% 3-1-19	100,610	100,858
COLGATE PALMOLIVE 2.3% 5-3-22	100,350	99,139
CRANE CO 2.75% 12/15/18	100,672	99,689
JDEERE CAP CORP 1.95% 12/13/18	253,065	251,063
EMERSON ELEC CO 2.625% 12-1-21	175,525	173,800
FFCB 3.375% 12-27-18	250,260	264,410
FHLB SER 1 2.5% 4-27-16	149,910	150,968
FHLB 1.22% 12-21-16	149,730	150,668
FHLB 1.55% 10-27-17	150,352	150,998
FNMA 1.2% 4-17-19	100,000	98,927
FNMA V/R MULTISTEP BD 1.25% 7/	100,000	99,384
FNMA 1.35% 6-26-20	149,925	146,562
GEORGIA POWER VR .832% 3-15-16	150,150	149,871
GOLDMAN SACHS 2.55% 10-23-19	99,432	99,961
HCP INC 2.625% 2-1-20	149,018	147,689
HALLIBURTON CO 3.375% 11-15-22	150,573	147,620

Name of Bond	End of Year Book Value	End of Year Fair Market Value
HOME DEPOT 2.7% 4-1-23	92,837	99,240
I SHARES TIPS BOND	604,900	658,080
JOHNSON & JOHNSON .7% 11-28-16	249,935	249,558
KINDER MORGAN ENERGY 2.65% 2-1	100,278	92,447
MANUF & TRADERS TR 2.25% 7-25-	249,520	249,220
MERCK & CO 2.35% 2-10-22	149,342	147,279
MICROSOFT 1-2008 27.51.85% 2-1	251,329	250,483
MOTOROLA SOLUTIONS 3.5% 9-1-21	149,591	141,101
NYSE EURONEXT 2% 10-5-17	152,847	150,233
PEPSICO INC 2.75% 3-1-23	99,952	99,599
RALPH LAUREN CORP 2.125% 9-26-	100,535	100,853
ROYAL BK OF CANADA 2.15% 3-6-2	149,942	148,527
STARBUCKS CORP 2% 12-5-18	149,759	151,452
TENNESSEE VALLEY AUTH 1.75% 10	99,980	101,010
UNITED TECHNOLOGIES CORP 1.8%	101,048	100,565
WISCONSIN ELECTRIC PWR 2.95% 9	153,356	151,589
XILINX 2.125% 3-15-19	251,270	247,770
AT&T INC 3% 2/15/22	101,463	92,028
ABBOTT LABS 2.55% 3/15/22	100,460	99,378
AMGEN INC 3.875% 11/15/21	210,770	208,376

Name of Bond	End of Year Book Value	End of Year Fair Market Value
ANHEUSER-BUSCH INEV WOR 2.5% 7	144,464	144,312
APPLE INC 2.85% 5/6/21	252,078	256,025
AUTOZONE INC 4% 11/15/20	212,502	210,006
CVS HEALTH CORP 3.5% 7/20/22	205,492	203,512
CAPITAL ONE NS 2.95% 7/23/21	300,965	296,958
CATERPILLAR FINL SVCS 2.55 11/	150,816	149,990
CHEVRON CORP 2.427% 6/24/20	151,205	150,152
COSTCO WHOLESALE CORP 1.75% 2/	100,027	99,192
CREDIT SUISSE NEW YORK 2.3% 5/	101,465	100,086
DOMINION GAS HLDGS LLC 2.8% 11	150,362	150,491
EXXON MOBIL CORP 1.819% 3/15/1	101,421	100,072
FIFTH THIRD BANCORP 3.5% 3/15/	154,115	152,015
GENERAL ELEC CAP CORP 4.375% 9	218,822	217,116
GOLDMAN SACHS GRP 1.6386% 10/2	100,796	100,276
INTEL CORP 3.3% 10/1/21	209,702	207,164
ISHARES MBS ETF	492,098	484,650
JPMORGAN CHASE 3.25% 9/23/22	202,376	201,154
JOHNSON & JOHNSON 1.85% 12/5/1	200,008	200,668
ELI LILLY & CO 1.95% 3/15/19	101,568	100,860
LOWES COM INC 3.12% 4/15/22	154,416	153,398

Name of Bond	End of Year Book Value	End of Year Fair Market Value
MARSH & MCLENNAN COS INC 2.35%	101,264	99,127
MCDONALDS CORP 2.625% 1/15/22	101,662	97,515
MORGAN STANLEY 1.7613% 1/27/20	100,580	100,214
ORACLE CORP 2.375% 1/15/19	102,220	101,544
PHILIP MORRIS INTL 2.9% 11/15/	102,702	101,195
PRAXAIR INC 3% 9/1/21	155,633	151,841
PROGRESS ENERGY INC 4.4% 1/15/	159,257	158,658
SCANA CORP 4.125% 2/1/22	101,108	97,969
SHELL INTL FINANCE 2.25% 11/10	149,372	147,794
TOYOTA MOTOR CREDIT 2.75% 5/1	253,408	252,698
UNITED HEALTH GRP INC 2.875%	203,022	202,774
VERIZON COMMUNICATIONS 3.5% 11	205,720	204,200
WAL-MART STORES INC 1.95% 12/1	102,477	101,483
WELLS FARGO & CO 3.5% 3/8/22	207,844	206,070
AT&T 2.45% 6-30-20	49,642	49,241
AMAZON.COM 3.3% 12-5-21	101,606	102,895
COCOA COLA CO 1.5% 11/15/15		
HEWLETT PACKARD 2.125% 9/13/15		
PROCTER & GAMBLE 1.8% 11/15/15		
AT&T INC 2.5% 8/15/15		

<b>Name of Bond</b>	<b>End of Year Book Value</b>	<b>End of Year Fair Market Value</b>
ANHEUSER BUSCH COS INC 5.05% 1		
CONOCOPHILLIPS CO 1.05% 12/15/		
JOHN DEERE CAP CORP 5.35% 4/3/		
DUKE ENERGY 1.625% 8/15/17		
INTEL CORP 1.95% 10/1/16		
JP MORGAN CHASE .125% 6/27/17		
KELLOGG CO 3.25% 5/21/18		
LOWES CO INC 1.625% 4/15/17		
MERRILL LYNCH 5% 1/15/15		
PRAXAIR INC 1.25% 11/7/18		
PROCTER & GAMBLE CO 1.45% 8/15		
UNITEDHEALTH GRP INC 1.4% 10/1		
VERIZON COMMUNICATIONS 2% 11/1		
WAL-MART STORES INC 2.875% 4/1		
WELLS FARGO & CO 2.1% 5/8/17		
ROYAL BANK OF CANADA 1.5% 1-16		
SHELL INTERNATIONAL FINANCE 3.		
AMG MANAGERS BOND FD		

TY 2015 Investments Corporate Stock Schedule

**Name:** HOOVER FOUNDATION INCOME ACCOUNT  
**EIN:** 34-6510994

Name of Stock	End of Year Book Value	End of Year Fair Market Value
AT&T INC	99,448	86,025
ABBOT LABORATORIES	60,618	112,275
ABBVIE INC	65,735	148,100
ADOBE SYSTEMS INC	23,760	187,880
ALPHABET INC CL C	132,913	227,664
AMERICAN CENTURY HERITAGE	441,431	657,977
ANADARKO PETROLEUM CORP	108,178	72,870
APPLE INC	210,762	621,034
ARTISAN INTL VALUE FD INVEST C	500,000	469,028
BAKER HUGHES	76,909	69,225
BAXALTA INC	57,196	97,575
BAXTER INTL INC	67,118	95,375
BECTON DICKINSON	157,239	308,180
BERKSHIRE HATHAWAY INC CL B	51,149	46,214
BLACKROCK INC	123,610	119,182
CVS HEALTH CORP	69,013	146,665
CATERPILLAR INC	94,623	258,248
CHUBB CORP W/1 RT/SH	102,311	265,280
CHURCH & DWIGHT	89,940	127,320
CISCO SYSTEMS	182,896	271,550
COCOA COLA CO	133,896	171,840
COGNIZANT TECH SOLUTIONS	62,647	60,020
COLGATE PALMOLIVE	103,060	266,480
COMCAST CORP CL A	50,711	141,075
COSTCO WHOLESALE CORP	102,320	161,500
DFE EMERG MKTS CORE EQTY PORT	200,000	155,654
DFA US SM CAP VALUE PORT	400,000	333,771
DEERE & CO	71,628	202,116
WALT DISNEY CO	192,466	683,020
DOMINION RESOURCES INC	77,469	135,280

Name of Stock	End of Year Book Value	End of Year Fair Market Value
DUPONT EI DE NEMOURS & CO	66,131	99,900
DUKE ENERGY CORP	47,110	71,390
EATON VANCE ATLANTA	500,000	550,085
EXPRESS SCRIPTS HOLDING CO	114,535	174,820
EXXON MOBIL CORP	106,703	366,365
FACEBOOK INC A	77,704	104,660
FEDEX CORP	73,320	297,980
GENERAL ELECTRIC CO	236,950	218,050
GENERAL MILLS INC	55,228	86,490
GILEAD SCIENCES INC	103,010	101,190
GOLDMAN SACHS	118,578	135,173
HALLIBURTON CO	61,560	51,060
INTEL CORP	106,616	413,400
INTERNATIONAL PAPER CO	44,593	37,700
ISHARES MSCI EMERGING MKTS ETF	261,150	199,578
ISHARES MSCI EAFE ETF	2,138,926	2,019,968
ISHARES RUSSELL MID-CAP ETF	483,995	480,540
ISHARES CORE S&P MID-CAP	870,166	905,580
ISHARES RUSSELL 2000 ETF	472,267	506,790
ISHARES CORE S&P SMALL CAP	558,726	605,605
JP MORGAN CHASE & CO	298,721	363,165
JOHNSON & JOHNSON	132,892	256,800
MERCK & CO INC	101,245	184,870
MICROSOFT CORP	469,724	776,720
MONSANTO	63,995	98,520
NIKE INC CL B	124,419	437,500
NOVARTIS AG ADR	73,261	172,080
NUCOR CORP	63,155	60,450
OCCIDENTAL PETROLEUM CORP	46,211	33,805
ORACLE CORP	132,717	438,360

Name of Stock	End of Year Book Value	End of Year Fair Market Value
OPPENHEIMER DVLP MKTS CL Y	195,015	191,228
PNC FINANCIAL SERVICES	63,605	95,310
PARKER HANNIFIN CORP	72,234	96,980
PEPSICO INC	272,381	599,520
PHILIP MORRIS INTL INC	88,704	87,910
PRAXAIR INC	37,060	102,400
PRICE T ROWE	95,529	178,725
PROCTER & GAMBLE CO	36,133	79,410
PRUDENTIAL FINANCIAL INC	149,337	162,820
T ROWE PRICE MIDCAP VALUE FD	582,963	920,729
ROYAL DUTCH SHELL PLC-ADR	96,655	68,685
SCHLUMBERGER LTD	184,217	418,500
SOUTHERN CO	131,572	233,950
SPECTRA ENERGY CORP	122,195	119,700
STARBUCKS CORP	82,249	420,210
STATE STREET CORP	45,230	66,360
TJX COMPANIES INC	65,003	283,640
TARGET CORP	158,745	217,830
TEXAS INSTRUMENTS INC	157,172	274,050
THERMO FISHER SCIENTIFIC INC	116,488	283,700
3M COMPANY	156,117	527,240
TRAVELERS COS INC	106,155	225,720
UNITED TECHNOLOGIES CORP	86,513	240,175
VF CORP	56,514	249,000
VALERO ENERGY CORP	76,579	212,130
VANGUARD SMCAP VAL INDX ADMIRA	400,000	356,507
VERIZON COMMUNICATIONS	340,980	484,848
VISA INC CL A SHARES	67,429	77,550
VODAFONE GRP PLS SP ADR	104,759	80,650
WALGREENS BOOTS ALLIANCE	73,519	85,155



Name of Stock	End of Year Book Value	End of Year Fair Market Value
WELLS FARGO & CO	264,593	353,340
ACCENTURE PLC CLA	49,199	104,500
MEDTRONIC PLC	225,345	230,760
ALBERMARLE CORP	29,900	28,005
ALLSTATE CORP	34,524	186,270
ALPHABET INC CL A	96,415	116,702
AMAZON.COM INC	62,624	540,712
AMERICAN WATER WORKS	43,208	71,700
AMGEN INC	58,860	162,330
BP PLC SPONS ADR	118,420	93,780
BANK OF NY MELLON	135,237	185,490
BOEING CO	29,348	361,475
BRISTOL-MYERS SQUIBB CO	30,570	206,370
CAPITAL ONE FINANCIAL CORP	81,274	72,180
CHEVRON CORP	43,512	314,860
CINCINNATI FINL CORP	72,325	118,340
DODGE & COX INTL STOCK FD	250,000	204,960
EMERSON ELECTRIC CO	20,626	143,490
FRANKLIN RES INC	30,675	92,050
HOME DEPOT INC	176,000	661,250
IBM CORP	70,695	247,716
ISHARES NASDAQ BIOTECH	72,698	304,497
ISHARES INTERMED CREDIT BD	547,842	536,400
KINDER MORGAN INC	97,491	44,760
MCDONALDS CORP	81,225	531,630
METLIFE INC	173,382	163,914
MONDELEZ INTL INC	174,602	210,748
NEXTERA ENERGY INC	23,056	155,835
NORTHROP GRUMMAN CORP	74,162	320,977
PFIZER INC	64,063	451,920

Name of Stock	End of Year Book Value	End of Year Fair Market Value
SHERWIN WILLIAMS CO	9,445	363,440
SMUCKER (JM) CO THE NEW COM	60,711	123,340
TEVA PHARMACEUTICAL SP ADR	142,547	196,920
TIMKEN CO	54,993	131,514
TIMKENSTEEL CORP	22,222	19,274
UNION PACIFIC CORP	44,486	246,330
EATON CORP PLC	247,944	249,792
VANGUARD SMCAP GROW INDX	814,932	1,545,148
CALIFORNIA RESOURCES		
EMC CORP/MASS		
GOOGLE CL A		
GOOGLE CL C		
QUALCOMM INC		
ROYCE TOTAL RETURN FD		
ROWAN CO.PLC		
BANK OF NOVA SCOTIA		
HEALTH CARE REIT INC		
ZION BANCORP		
DIEBOLD INC		
FREEPORT-MCMORAN INC		
EXELON CORP		
ISHARES MSCI CANADA		
ISHARES MSCI PACIF EXCLD JAPAN		
POWERSHARES DB COMM INDX FD		
FORD MOTOR CO		
MEDTROINIC INC		

# TY 2015 Investments Government Obligations Schedule

**Name:** HOOVER FOUNDATION INCOME ACCOUNT

**EIN:** 34-6510994

**US Government Securities - End of  
Year Book Value:**

1,857,592

**US Government Securities - End of  
Year Fair Market Value:**

1,888,134

**State & Local Government  
Securities - End of Year Book  
Value:**

**State & Local Government  
Securities - End of Year Fair  
Market Value:**

## TY 2015 Other Decreases Schedule

**Name:** HOOVER FOUNDATION INCOME ACCOUNT

**EIN:** 34-6510994

Description	Amount
2015 INCOME POSTED IN 2016	58
BASIS REDUCED ON SALES RE: PARTNERSHIP	113,270
2015 ACCD INTEREST PAID C/O TO 2016	18,483

## TY 2015 Other Expenses Schedule

**Name:** HOOVER FOUNDATION INCOME ACCOUNT

**EIN:** 34-6510994

Description	Revenue and Expenses per Books	Net Investment Income	Adjusted Net Income	Disbursements for Charitable Purposes
OTHER ALLOCABLE EXPENSE- PRINCI	200	0		0
OTHER NONALLOCABLE EXPENSES -	1,295	1,295		0

**TY 2015 Other Income Schedule****Name:** HOOVER FOUNDATION INCOME ACCOUNT**EIN:** 34-6510994

**TY 2015 Other Increases Schedule****Name:** HOOVER FOUNDATION INCOME ACCOUNT**EIN:** 34-6510994

Description	Amount
2014 INCOME POSTED IN 2015	91
RETURN OF CAPITAL	2,256
NET LOSS ON PARTNERSHIP K-1	10,980
2014 ACCD INTEREST PAID C/O TO 2015	1,252
ROUNDING	6

TY 2015 Other Professional Fees Schedule

**Name:** HOOVER FOUNDATION INCOME ACCOUNT

**EIN:** 34-6510994

Category	Amount	Net Investment Income	Adjusted Net Income	Disbursements for Charitable Purposes
OTHER PROFESSIONAL FEES	81,635	81,635		



## TY 2015 Taxes Schedule

**Name:** HOOVER FOUNDATION INCOME ACCOUNT

**EIN:** 34-6510994

Category	Amount	Net Investment Income	Adjusted Net Income	Disbursements for Charitable Purposes
FOREIGN TAXES	1,853	1,853		0
FEDERAL ESTIMATES - PRINCIPAL	65,000	0		0
FOREIGN TAXES ON QUALIFIED FOR	5,201	5,201		0
FOREIGN TAXES ON NONQUALIFIED	287	287		0