



See a Social Security Number? Say Something!  
Report Privacy Problems to <https://public.resource.org/privacy>  
Or call the IRS Identity Theft Hotline at 1-800-908-4490



Form

990-PF

Department of the Treasury  
Internal Revenue Service

Return of Private Foundation

or Section 4947(a)(1) Trust Treated as Private Foundation

Do not enter social security numbers on this form as it may be made public.

Information about Form 990-PF and its instructions is at [www.irs.gov/form990pf](http://www.irs.gov/form990pf).

OMB No 1545-0052

2015

Open to Public Inspection

For calendar year 2015, or tax year beginning 01-01-2015, and ending 12-31-2015

|  |  |   |  |
|--|--|---|--|
| Name of foundation<br>OPEN DOORS INTERNATIONAL INC   |  | A Employer identification number<br>33-0523832  |  |
| Number and street (or P O box number if mail is not delivered to street address)<br>2953 SOUTH PULLMAN STREET  |  | B Telephone number (see instructions)<br>(949) 752-6600   |  |
| City or town, state or province, country, and ZIP or foreign postal code<br>SANTA ANA, CA 92705  |  | C If exemption application is pending, check here <input type="checkbox"/>  |  |
| G Check all that apply<br><input type="checkbox"/> Initial return<br><input type="checkbox"/> Final return<br><input type="checkbox"/> Address change  |  | Initial return of a former public charity<br><input type="checkbox"/> Amended return<br><input type="checkbox"/> Name change  |  |
| H Check type of organization<br><input checked="" type="checkbox"/> Section 501(c)(3) exempt private foundation<br><input type="checkbox"/> Section 4947(a)(1) nonexempt charitable trust<br><input type="checkbox"/> Other taxable private foundation |  | D 1. Foreign organizations, check here <input type="checkbox"/><br>2. Foreign organizations meeting the 85% test, check here and attach computation <input type="checkbox"/><br>E If private foundation status was terminated under section 507(b)(1)(A), check here <input type="checkbox"/><br>F If the foundation is in a 60-month termination under section 507(b)(1)(B), check here <input type="checkbox"/> |  |
| I Fair market value of all assets at end of year (from Part II, col. (c), line 16) <b>\$</b> 25,921,881  |  | J Accounting method<br><input type="checkbox"/> Cash <input checked="" type="checkbox"/> Accrual<br><input type="checkbox"/> Other (specify) _____<br>(Part I, column (d) must be on cash basis.)   |  |

| Part I Analysis of Revenue and Expenses<br><i>(The total of amounts in columns (b), (c), and (d) may not necessarily equal the amounts in column (a) (see instructions) )</i> |   | Revenue and expenses per books<br>(a) | Net investment income<br>(b) | Adjusted net income<br>(c) | Disbursements for charitable purposes<br>(d) (cash basis only) |
|---|---|---------------------------------------|------------------------------|----------------------------|--|
| Revenue   | 1 Contributions, gifts, grants, etc , received (attach schedule) . . . . .                          | 29,853,224                            |                              |                            |  |
|   | 2 Check <input type="checkbox"/> if the foundation is <b>not</b> required to attach Sch B . . . . . |                                       |                              |                            |  |
|   | 3 Interest on savings and temporary cash investments  | 10,351                                | 10,351                       |                            |  |
|   | 4 Dividends and interest from securities . . . . .  | 99,406                                | 99,406                       |                            |  |
|   | 5a Gross rents . . . . .  |                                       |                              |                            |  |
|   | b Net rental income or (loss) _____   |                                       |                              |                            |  |
|   | 6a Net gain or (loss) from sale of assets not on line 10  | 72,769                                |                              |                            |  |
|   | b Gross sales price for all assets on line 6a<br>6,549,693  |                                       |                              |                            |  |
|   | 7 Capital gain net income (from Part IV, line 2) . . .  |                                       | 72,769                       |                            |  |
|   | 8 Net short-term capital gain . . . . .   |                                       |                              |                            |  |
|   | 9 Income modifications . . . . .  |                                       |                              |                            |  |
|   | 10a Gross sales less returns and allowances   |                                       |                              |                            |  |
| Operating and Administrative Expenses   | b Less Cost of goods sold . . . . .   |                                       |                              |                            |  |
|   | c Gross profit or (loss) (attach schedule) . . . . .  |                                       |                              |                            |  |
|   | 11 Other income (attach schedule) . . . . .   | -297,265                              | -297,265                     | 0                          |  |
|   | 12 Total.Add lines 1 through 11 . . . . .   | 29,738,485                            | -114,739                     | 0                          |  |
|   | 13 Compensation of officers, directors, trustees, etc   | 143,869                               | 0                            | 0                          | 143,869  |
|   | 14 Other employee salaries and wages . . . . .  | 2,373,658                             | 74,655                       | 0                          | 2,296,369  |
|   | 15 Pension plans, employee benefits . . . . .   | 465,724                               | 18,795                       | 0                          | 438,815  |
|   | 16a Legal fees (attach schedule). . . . .   | 5,537                                 | 0                            | 0                          | 5,537  |
|   | b Accounting fees (attach schedule). . . . .  | 27,840                                | 2,784                        | 0                          | 25,056   |
|   | c Other professional fees (attach schedule) . . . . .   | 190,267                               | 0                            | 0                          | 190,267  |
|   | 17 Interest . . . . .   |                                       |                              |                            |  |
|   | 18 Taxes (attach schedule) (see instructions) . . .   | 217,796                               | 4,788                        | 0                          | 213,008  |
|   | 19 Depreciation (attach schedule) and depletion . . .   | 123,042                               | 0                            | 0                          |  |
|   | 20 Occupancy . . . . .  | 206,050                               | 29                           | 0                          | 206,021  |
|   | 21 Travel, conferences, and meetings. . . . .   | 497,820                               | 2,762                        | 0                          | 495,058  |
|   | 22 Printing and publications . . . . .  | 6,603                                 | 6,312                        | 0                          | 291  |
|   | 23 Other expenses (attach schedule). . . . .  | 855,034                               | 35,937                       | 0                          | 819,099  |
|   | 24 Total operating and administrative expenses.<br>Add lines 13 through 23 . . . . .                | 5,113,240                             | 146,062                      | 0                          | 4,833,390  |
|   | 25 Contributions, gifts, grants paid . . . . .  | 18,552,567                            |                              |                            | 18,552,567   |
|   | 26 Total expenses and disbursements.Add lines 24 and 25   | 23,665,807                            | 146,062                      | 0                          | 23,385,957   |
|   | 27 Subtract line 26 from line 12  |                                       |                              |                            |  |
|   | a Excess of revenue over expenses and disbursements   | 6,072,678                             |                              |                            |  |
|   | b Net investment income (if negative, enter -0-)  |                                       | 0                            |                            |  |
|   | c Adjusted net income(if negative, enter -0-) . . .   |                                       |                              | 0                          |  |

| Part II Balance Sheets      |  | Attached schedules and amounts in the description column should be for end-of-year amounts only (See instructions )              | Beginning of year | End of year    |                       |
|-----------------------------|--|--|-------------------|----------------|-----------------------|
|                             |  |  | (a) Book Value    | (b) Book Value | (c) Fair Market Value |
| Assets                      | 1  | Cash—non-interest-bearing . . . . .  | 5,986,199         | 8,987,016      | 8,987,016             |
|                             | 2  | Savings and temporary cash investments . . . . .   | 3,764,781         | 1,904,560      | 1,904,560             |
|                             | 3  | Accounts receivable ▶ <u>3,723,046</u>   |                   |                |                       |
|                             |  | Less allowance for doubtful accounts ▶ _____   | 2,801,902         | 3,723,046      | 3,723,046             |
|                             | 4  | Pledges receivable ▶ _____   |                   |                |                       |
|                             |  | Less allowance for doubtful accounts ▶ _____   |                   |                |                       |
|                             | 5  | Grants receivable . . . . .  |                   |                |                       |
|                             | 6  | Receivables due from officers, directors, trustees, and other disqualified persons (attach schedule) (see instructions). . . . . |                   |                |                       |
|                             | 7  | Other notes and loans receivable (attach schedule) ▶ _____   |                   |                |                       |
|                             |  | Less allowance for doubtful accounts ▶ _____   |                   |                |                       |
|                             | 8  | Inventories for sale or use . . . . .  |                   |                |                       |
|                             | 9  | Prepaid expenses and deferred charges . . . . .  | 36,796            | 58,115         | 58,115                |
|                             | 10a  | Investments—U S and state government obligations (attach schedule)   |                   |                |                       |
|                             | b  | Investments—corporate stock (attach schedule) . . . . .  | 4,764,314         | 4,617,655      | 4,617,655             |
|                             | c  | Investments—corporate bonds (attach schedule) . . . . .  | 2,175,873         | 2,385,385      | 2,385,385             |
|                             | 11   | Investments—land, buildings, and equipment basis ▶ _____   |                   |                |                       |
|                             | Less accumulated depreciation (attach schedule) ▶ _____  |  |                   |                |                       |
| 12                          | Investments—mortgage loans. . . . .  |  |                   |                |                       |
| 13                          | Investments—other (attach schedule) . . . . .  | 0  | 3,600,285         | 3,600,285      |                       |
| 14                          | Land, buildings, and equipment basis ▶ <u>1,159,117</u>  |  |                   |                |                       |
|                             | Less accumulated depreciation (attach schedule) ▶ <u>540,607</u>   | 643,438  | 618,510           | 618,510        |                       |
| 15                          | Other assets (describe ▶ _____)  | 56,076   | 27,309            | 27,309         |                       |
| 16                          | Total assets(to be completed by all filers—see the instructions Also, see page 1, item I)  |  | 20,229,379        | 25,921,881     | 25,921,881            |
| Liabilities                 | 17   | Accounts payable and accrued expenses . . . . .  | 371,705           | 362,866        |                       |
|                             | 18   | Grants payable . . . . .   |                   |                |                       |
|                             | 19   | Deferred revenue . . . . .   |                   |                |                       |
|                             | 20   | Loans from officers, directors, trustees, and other disqualified persons   |                   |                |                       |
|                             | 21   | Mortgages and other notes payable (attach schedule). . . . .   |                   |                |                       |
|                             | 22   | Other liabilities (describe ▶ _____)   | 353,502           | 280,032        |                       |
|                             | 23   | Total liabilities(add lines 17 through 22) . . . . .   | 725,207           | 642,898        |                       |
| Net Assets or Fund Balances | Foundations that follow SFAS 117, check here ▶ <input checked="" type="checkbox"/> and complete lines 24 through 26 and lines 30 and 31. |  |                   |                |                       |
|                             | 24   | Unrestricted . . . . .   | 18,815,882        | 24,007,313     |                       |
|                             | 25   | Temporarily restricted . . . . .   | 688,290           | 1,271,670      |                       |
|                             | 26   | Permanently restricted . . . . .   |                   |                |                       |
|                             | Foundations that do not follow SFAS 117, check here ▶ <input type="checkbox"/> and complete lines 27 through 31.                         |  |                   |                |                       |
|                             | 27   | Capital stock, trust principal, or current funds . . . . .   |                   |                |                       |
|                             | 28   | Paid-in or capital surplus, or land, bldg , and equipment fund   |                   |                |                       |
|                             | 29   | Retained earnings, accumulated income, endowment, or other funds   |                   |                |                       |
|                             | 30   | Total net assets or fund balances(see instructions) . . . . .  | 19,504,172        | 25,278,983     |                       |
|                             | 31   | Total liabilities and net assets/fund balances(see instructions) . . . . .   | 20,229,379        | 25,921,881     |                       |

| Part III Analysis of Changes in Net Assets or Fund Balances |  |            |
|---|--|------------|
| 1   | Total net assets or fund balances at beginning of year—Part II, column (a), line 30 (must agree with end-of-year figure reported on prior year’s return) . . . . . | 19,504,172 |
| 2   | Enter amount from Part I, line 27a . . . . .   | 6,072,678  |
| 3   | Other increases not included in line 2 (itemize) ▶ _____   | 0          |
| 4   | Add lines 1, 2, and 3 . . . . .  | 25,576,850 |
| 5   | Decreases not included in line 2 (itemize) ▶ _____   | 297,867    |
| 6   | Total net assets or fund balances at end of year (line 4 minus line 5)—Part II, column (b), line 30 . . . . .  | 25,278,983 |

Part IV

Capital Gains and Losses for Tax on Investment Income

|  |                           |  |                                      |                                  |
|--|---------------------------|--|--------------------------------------|----------------------------------|
| List and describe the kind(s) of property sold (e g , real estate,<br>(a) 2-story brick warehouse, or common stock, 200 shs MLC Co ) |                           | How acquired<br>P—Purchase<br>(b) D—Donation | Date acquired<br>(c) (mo , day, yr ) | Date sold<br>(d) (mo , day, yr ) |
| 1a   | See Additional Data Table |  |                                      |                                  |
| b  |                           |  |                                      |                                  |
| c  |                           |  |                                      |                                  |
| d  |                           |  |                                      |                                  |
| e  |                           |  |                                      |                                  |

|                             |  |   |  |
|-----------------------------|--|---|--|
| (e) Gross sales price       | Depreciation allowed<br>(f) (or allowable) | Cost or other basis<br>(g) plus expense of sale | Gain or (loss)<br>(h) (e) plus (f) minus (g) |
| a See Additional Data Table |  |   |  |
| b                           |  |   |  |
| c                           |  |   |  |
| d                           |  |   |  |
| e                           |  |   |  |

|   |                                      |   |  |
|---|--------------------------------------|---|--|
| Complete only for assets showing gain in column (h) and owned by the foundation on 12/31/69 |                                      |   | Gains (Col (h) gain minus<br>col (k), but not less than -0-) or<br>(l) Losses (from col (h)) |
| (i) F M V as of 12/31/69  | Adjusted basis<br>(j) as of 12/31/69 | Excess of col (i)<br>(k) over col (j), if any |  |
| a See Additional Data Table   |                                      |   |  |
| b   |                                      |   |  |
| c   |                                      |   |  |
| d   |                                      |   |  |
| e   |                                      |   |  |

|   |  |   |   |        |
|---|--|---|---|--------|
| 2 | Capital gain net income or (net capital loss)  | { If gain, also enter in Part I, line 7<br>If (loss), enter -0- in Part I, line 7 } | 2 | 72,769 |
| 3 | Net short-term capital gain or (loss) as defined in sections 1222(5) and (6)<br><br>If gain, also enter in Part I, line 8, column (c) (see instructions) If (loss), enter -0-<br>in Part I, line 8 . . . . . } |   | 3 |        |

Part V

Qualification Under Section 4940(e) for Reduced Tax on Net Investment Income

(For optional use by domestic private foundations subject to the section 4940(a) tax on net investment income )  
If section 4940(d)(2) applies, leave this part blank

Was the foundation liable for the section 4942 tax on the distributable amount of any year in the base period? ☐ Yes ☒ No  
If "Yes," the foundation does not qualify under section 4940(e) Do not complete this part

1 Enter the appropriate amount in each column for each year, see instructions before making any entries

|  |  |  |   |
|--|--|--|---|
| (a)<br>Base period years Calendar<br>year (or tax year beginning in) | (b)<br>Adjusted qualifying distributions | (c)<br>Net value of noncharitable-use assets | (d)<br>Distribution ratio<br>(col (b) divided by col (c)) |
| 2014   | 22,284,218                               | 20,312,857                                   | 1 097050  |
| 2013   | 27,326,639                               | 22,417,479                                   | 1 218988  |
| 2012   | 28,997,913                               | 20,904,583                                   | 1 387156  |
| 2011   | 29,221,865                               | 19,105,180                                   | 1 529526  |
| 2010   | 23,000,849                               | 15,463,926                                   | 1 487387  |

|   |   |   |            |
|---|---|---|------------|
| 2 | Total of line 1, column (d). . . . .  | 2 | 6 720107   |
| 3 | Average distribution ratio for the 5-year base period—divide the total on line 2 by 5, or by<br>the number of years the foundation has been in existence if less than 5 years | 3 | 1 344021   |
| 4 | Enter the net value of noncharitable-use assets for 2015 from Part X, line 5. . . . .   | 4 | 22,180,592 |
| 5 | Multiply line 4 by line 3. . . . .  | 5 | 29,811,181 |
| 6 | Enter 1% of net investment income (1% of Part I, line 27b). . . . .   | 6 | 0          |
| 7 | Add lines 5 and 6. . . . .  | 7 | 29,811,181 |
| 8 | Enter qualifying distributions from Part XII, line 4. . . . .   | 8 | 23,484,071 |

If line 8 is equal to or greater than line 7, check the box in Part VI, line 1b, and complete that part using a 1% tax rate See  
the Part VI instructions

Part VI

Excise Tax Based on Investment Income (Section 4940(a), 4940(b), 4940(e), or 4948—see page 18 of the instructions)

1a

Exempt operating foundations described in section 4940(d)(2), check here ☐ and enter "N/A" on line 1  
Date of ruling or determination letter \_\_\_\_\_  
(attach copy of letter if necessary—see instructions)

b

Domestic foundations that meet the section 4940(e) requirements in Part V, check here ☐ and enter 1% of Part I, line 27b . . . . .

c

All other domestic foundations enter 2% of line 27b. Exempt foreign organizations enter 4% of Part I, line 12, col. (b)

2

Tax under section 511 (domestic section 4947(a)(1) trusts and taxable foundations only. Others enter -0-)

3

Add lines 1 and 2. . . . .

4

Subtitle A (income) tax (domestic section 4947(a)(1) trusts and taxable foundations only. Others enter -0-)

5

Tax based on investment income. Subtract line 4 from line 3. If zero or less, enter -0- . . . . .

6

Credits/Payments

a

2015 estimated tax payments and 2014 overpayment credited to 2015

6a

1,804

b

Exempt foreign organizations—tax withheld at source . . . . .

6b

c

Tax paid with application for extension of time to file (Form 8868). . . . .

6c

d

Backup withholding erroneously withheld . . . . .

6d

7

Total credits and payments. Add lines 6a through 6d. . . . .

8

Enter any penalty for underpayment of estimated tax. Check here ☐ if Form 2220 is attached.

9

Tax due. If the total of lines 5 and 8 is more than line 7, enter amount owed . . . . .

10

Overpayment. If line 7 is more than the total of lines 5 and 8, enter the amount overpaid. . . . .

11

Enter the amount of line 10 to be Credited to 2015 estimated tax 1,804 Refunded

1

0

2

0

3

0

4

0

5

0

7

1,804

8

9

10

1,804

11

0

Part VII-A

Statements Regarding Activities

1a

During the tax year, did the foundation attempt to influence any national, state, or local legislation or did it participate or intervene in any political campaign? . . . . .

1a

No

b

Did it spend more than \$100 during the year (either directly or indirectly) for political purposes (see Instructions for definition)? . . . . .  
If the answer is "Yes" to 1a or 1b, attach a detailed description of the activities and copies of any materials published or distributed by the foundation in connection with the activities.

1b

No

c

Did the foundation file Form 1120-POL for this year? . . . . .

1c

No

d

Enter the amount (if any) of tax on political expenditures (section 4955) imposed during the year  
(1) On the foundation \$ 0 (2) On foundation managers \$ 0

e

Enter the reimbursement (if any) paid by the foundation during the year for political expenditure tax imposed on foundation managers \$ 0

2

Has the foundation engaged in any activities that have not previously been reported to the IRS? . . . . .  
If "Yes," attach a detailed description of the activities.

2

No

3

Has the foundation made any changes, not previously reported to the IRS, in its governing instrument, articles of incorporation, or bylaws, or other similar instruments? If "Yes," attach a conformed copy of the changes . . . . .

3

No

4a

Did the foundation have unrelated business gross income of \$1,000 or more during the year? . . . . .

4a

No

b

If "Yes," has it filed a tax return on Form 990-T for this year? . . . . .

4b

5

Was there a liquidation, termination, dissolution, or substantial contraction during the year? . . . . .  
If "Yes," attach the statement required by General Instruction T.

5

No

6

Are the requirements of section 508(e) (relating to sections 4941 through 4945) satisfied either  
• By language in the governing instrument, or  
• By state legislation that effectively amends the governing instrument so that no mandatory directions that conflict with the state law remain in the governing instrument? . . . . .

6

Yes

7

Did the foundation have at least \$5,000 in assets at any time during the year? If "Yes," complete Part II, col. (c), and Part XV. . . . .

7

Yes

8a

Enter the states to which the foundation reports or with which it is registered (see instructions)  
CA

b

If the answer is "Yes" to line 7, has the foundation furnished a copy of Form 990-PF to the Attorney General (or designate) of each state as required by General Instruction G? If "No," attach explanation .

8b

No

9

Is the foundation claiming status as a private operating foundation within the meaning of section 4942(j)(3) or 4942(j)(5) for calendar year 2015 or the taxable year beginning in 2015 (see instructions for Part XIV)?  
If "Yes," complete Part XIV . . . . .

9

No

10









Did any persons become substantial contributors during the tax year? If "Yes," attach a schedule listing their names and addresses. . . . .

10

No
























Part VII-A

Statements Regarding Activities *(continued)*

|    |   |    |     |    |
|----|---|----|-----|----|
| 11 | At any time during the year, did the foundation, directly or indirectly, own a controlled entity within the meaning of section 512(b)(13)? If "Yes," attach schedule (see instructions).  | 11 |     | No |
| 12 | Did the foundation make a distribution to a donor advised fund over which the foundation or a disqualified person had advisory privileges? If "Yes," attach statement (see instructions)  | 12 |     | No |
| 13 | Did the foundation comply with the public inspection requirements for its annual returns and exemption application?<br>Website address  www.opendoors.org  | 13 | Yes |    |
| 14 | The books are in care of  KELLEY VALDEZ Telephone no  (949) 752-6600<br>Located at  2953 SOUTH PULLMAN STREET SANTA ANA CA ZIP+4  92705 |    |     |    |
| 15 | Section 4947(a)(1) nonexempt charitable trusts filing Form 990-PF in lieu of <b>Form 1041</b> —Check here  <input type="checkbox"/><br>and enter the amount of tax-exempt interest received or accrued during the year  15  |    |     |    |
| 16 | At any time during calendar year 2015, did the foundation have an interest in or a signature or other authority over a bank, securities, or other financial account in a foreign country?<br>See instructions for exceptions and filing requirements for FinCEN Form 114, Report of Foreign Bank and Financial Accounts (FBAR) If "Yes", enter the name of the foreign country  UK             | 16 | Yes | No |

Part VII-B

Statements Regarding Activities for Which Form 4720 May Be Required

|   |  |    |     |    |
|---|--|----|-----|----|
| File Form 4720 if any item is checked in the "Yes" column, unless an exception applies. |  |    | Yes | No |
| 1a  | During the year did the foundation (either directly or indirectly)   |    |     |    |
|   | (1) Engage in the sale or exchange, or leasing of property with a disqualified person?  Yes  No  |    |     |    |
|   | (2) Borrow money from, lend money to, or otherwise extend credit to (or accept it from) a disqualified person?  Yes  No  |    |     |    |
|   | (3) Furnish goods, services, or facilities to (or accept them from) a disqualified person?  Yes  No  |    |     |    |
|   | (4) Pay compensation to, or pay or reimburse the expenses of, a disqualified person?  Yes  No  |    |     |    |
|   | (5) Transfer any income or assets to a disqualified person (or make any of either available for the benefit or use of a disqualified person)?  Yes  No   |    |     |    |
|   | (6) Agree to pay money or property to a government official? ( <b>Exception.</b> Check "No" if the foundation agreed to make a grant to or to employ the official for a period after termination of government service, if terminating within 90 days ).  Yes  No  |    |     |    |
| b   | If any answer is "Yes" to 1a(1)–(6), did <b>any</b> of the acts fail to qualify under the exceptions described in Regulations section 53.4941(d)-3 or in a current notice regarding disaster assistance (see instructions)? <br>Organizations relying on a current notice regarding disaster assistance check here.  <input type="checkbox"/>  | 1b | Yes |    |
| c   | Did the foundation engage in a prior year in any of the acts described in 1a, other than excepted acts, that were not corrected before the first day of the tax year beginning in 2015? <br><br>  | 1c |     | No |
| 2   | Taxes on failure to distribute income (section 4942) (does not apply for years the foundation was a private operating foundation defined in section 4942(j)(3) or 4942(j)(5))  |    |     |    |
| a   | At the end of tax year 2015, did the foundation have any undistributed income (lines 6d and 6e, Part XIII) for tax year(s) beginning before 2015?  Yes  No<br>If "Yes," list the years  20____, 20____, 20____, 20____  |    |     |    |
| b   | Are there any years listed in 2a for which the foundation is <b>not</b> applying the provisions of section 4942(a)(2) (relating to incorrect valuation of assets) to the year's undistributed income? (If applying section 4942(a)(2) to <b>all</b> years listed, answer "No" and attach statement—see instructions ). <br><br>   | 2b |     |    |
| c   | If the provisions of section 4942(a)(2) are being applied to <b>any</b> of the years listed in 2a, list the years here  20____, 20____, 20____, 20____  |    |     |    |
| 3a  | Did the foundation hold more than a 2% direct or indirect interest in any business enterprise at any time during the year?  Yes  No  |    |     |    |
| b   | If "Yes," did it have excess business holdings in 2015 as a result of (1) any purchase by the foundation or disqualified persons after May 26, 1969, (2) the lapse of the 5-year period (or longer period approved by the Commissioner under section 4943(c)(7)) to dispose of holdings acquired by gift or bequest, or (3) the lapse of the 10-, 15-, or 20-year first phase holding period? ( <i>Use Schedule C, Form 4720, to determine if the foundation had excess business holdings in 2015.</i> ) <br><br> | 3b |     |    |
| 4a  | Did the foundation invest during the year any amount in a manner that would jeopardize its charitable purposes?  | 4a |     | No |
| b   | Did the foundation make any investment in a prior year (but after December 31, 1969) that could jeopardize its charitable purpose that had not been removed from jeopardy before the first day of the tax year beginning in 2015?  | 4b |     | No |

Part VII-B

Statements Regarding Activities for Which Form 4720 May Be Required (Continued)

5a

During the year did the foundation pay or incur any amount to

(1)

Carry on propaganda, or otherwise attempt to influence legislation (section 4945(e))?

Yes 

No

(2)

Influence the outcome of any specific public election (see section 4955), or to carry on, directly or indirectly, any voter registration drive?

Yes 

No

(3)

Provide a grant to an individual for travel, study, or other similar purposes?

Yes 

No

(4)

Provide a grant to an organization other than a charitable, etc , organization described in section 4945(d)(4)(A)? (see instructions).

Yes 

No

(5)

Provide for any purpose other than religious, charitable, scientific, literary, or educational purposes, or for the prevention of cruelty to children or animals?

Yes 

No

b

If any answer is "Yes" to 5a(1)–(5), did **any** of the transactions fail to qualify under the exceptions described in Regulations section 53.4945 or in a current notice regarding disaster assistance (see instructions)?

5b

Organizations relying on a current notice regarding disaster assistance check here.

c

If the answer is "Yes" to question 5a(4), does the foundation claim exemption from the tax because it maintained expenditure responsibility for the grant?

Yes 

No

If "Yes," attach the statement required by Regulations section 53.4945–5(d).

6a

Did the foundation, during the year, receive any funds, directly or indirectly, to pay premiums on a personal benefit contract?

Yes 

No

b

Did the foundation, during the year, pay premiums, directly or indirectly, on a personal benefit contract?

6b

No

If "Yes" to 6b, file Form 8870.

7a

At any time during the tax year, was the foundation a party to a prohibited tax shelter transaction?

Yes 

No

b

If yes, did the foundation receive any proceeds or have any net income attributable to the transaction?

7b

Part VIII

Information About Officers, Directors, Trustees, Foundation Managers, Highly Paid Employees, and Contractors

1

List all officers, directors, trustees, foundation managers and their compensation (see instructions).

| (a) Name and address      | Title, and average hours per week (b) devoted to position | (c) Compensation (If not paid, enter -0-) | (d) Contributions to employee benefit plans and deferred compensation | Expense account, (e) other allowances |
|---------------------------|---|---|---|---------------------------------------|
| See Additional Data Table |   |   |   |                                       |
|                           |   |   |   |                                       |
|                           |   |   |   |                                       |
|                           |   |   |   |                                       |
|                           |   |   |   |                                       |
|                           |   |   |   |                                       |
|                           |   |   |   |                                       |

2

Compensation of five highest-paid employees (other than those included on line 1—see instructions). If none, enter "NONE."

| (a) Name and address of each employee paid more than \$50,000 | Title, and average hours per week (b) devoted to position | (c) Compensation | Contributions to employee benefit plans and deferred compensation (d) | Expense account, (e) other allowances |
|---|---|------------------|---|---------------------------------------|
| K VALDEZ  | FINANCE DIRECTOR  | 142,852          | 28,133  | 448                                   |
| 2953 SOUTH PULLMAN STREET<br>SANTA ANA, CA 92705              | 40 00   |                  |   |                                       |
| J HAYES   | FINANCIAL ANALYST   | 110,392          | 38,102  | 1,624                                 |
| 2953 SOUTH PULLMAN STREET<br>SANTA ANA, CA 92705              | 40 00   |                  |   |                                       |
| A JANSSEN   | LEADERSHIP & SPIRITU                                      | 101,434          | 33,265  | 1,655                                 |
| 2953 SOUTH PULLMAN STREET<br>SANTA ANA, CA 92705              | 40 00   |                  |   |                                       |
| K Bruner  | Director of ODI Reso                                      | 98,048           | 35,256  | 400                                   |
| 2953 SOUTH PULLMAN STREET<br>SANTA ANA, CA 92705              | 40 00   |                  |   |                                       |
| J THOMAS  | MANAGING EDITOR   | 90,291           | 32,257  | 384                                   |
| 2953 SOUTH PULLMAN STREET<br>SANTA ANA, CA 92705              | 40 00   |                  |   |                                       |
| Total number of other employees paid over \$50,000.           |   |                  |   | 0                                     |

Form 990-PF (2015)

Part VIII

Information About Officers, Directors, Trustees, Foundation Managers, Highly Paid Employees, and Contractors (continued)

| 3 Five highest-paid independent contractors for professional services (see instructions). If none, enter "NONE". |                     |                  |
|--|---------------------|------------------|
| (a) Name and address of each person paid more than \$50,000  | (b) Type of service | (c) Compensation |
| Winvision  | Donor Software      | 566,206          |
| MARCONIBAAN 12 3439 MS NIEUWEGEIN<br>NL  |                     |                  |
| EMMET SOFTWARE LABS  | SOFTWARE            | 86,405           |
| HOFFMANNSTRAISE 12-32105 BAD<br>SALZUFLEN<br>GM  |                     |                  |
| UNIT 4   | ACCOUNTING SOFTWARE | 85,881           |
| STATIONPARK 1000 3364 DA SLIEDRECHT<br>NL  |                     |                  |
|  |                     |                  |
|  |                     |                  |
|  |                     |                  |
|  |                     |                  |
| Total number of others receiving over \$ 50,000 for professional services. . . . .                               |                     | 0                |

Part IX-A

Summary of Direct Charitable Activities

| List the foundation's four largest direct charitable activities during the tax year. Include relevant statistical information such as the number of organizations and other beneficiaries served, conferences convened, research papers produced, etc.                             | Expenses  |
|--|-----------|
| 1 BIBLE & LITERATURE DISTRIBUTION TO STRENGTHEN THE BODY OF CHRIST LIVING UNDER RESTRICTION OR PERSECUTION, BY PROVIDING AND DELIVERING BIBLES, TRAINING MATERIALS, LITERATURE AND OTHER MATERIALS   | 1,900,009 |
| 2 TRAINING TO TRAIN AND ENCOURAGE THE BODY OF CHRIST IN THREATENED OR UNSTABLE AREAS TO PREPARE BELIEVERS TO FACE PERSECUTION AND SUFFERING, AND TO EQUIP THEM TO MAINTAIN A WITNESS TO THE GOSPEL OF CHRIST   | 9,583,291 |
| 3 AWARENESS & MOTIVATION OF THE FREE CHURCH TO MOTIVATE, MOBILIZE AND EDUCATE THE CHURCH IN THE FREE WORLD TO IDENTIFY WITH AND BECOME MORE INVOLVED IN ASSISTING THE SUFFERING CHURCH, BELIEVING THAT "WHEN ONE MEMBER SUFFERS, ALL MEMBERS SUFFER WITH IT" (I CORINTHIANS 12:26) | 1,433,958 |
| 4 SOCIAL ECONOMICAL DEVELOPMENT TO PROVIDE THE RESTRICTED OR PERSECUTED BELIEVERS WITH METHODS AND MEANS TO ASSIST IN ALLEVIATING ECONOMIC POVERTY CAUSED BY THE RESTRICTIONS OR PERSECUTION, SO THAT THEY CAN CONTINUE TO FULFILL THE GREAT COMMISSION                            | 6,275,119 |

Part IX-B

Summary of Program-Related Investments (see instructions)

| Describe the two largest program-related investments made by the foundation during the tax year on lines 1 and 2 | Amount |
|--|--------|
| <b>1</b>   |        |
|  |        |
|  |        |
| <b>2</b>   |        |
|  |        |
|  |        |
| All other program-related investments See instructions   |        |
| <b>3</b>   |        |
|  |        |
| <b>Total.</b> Add lines 1 through 3 . . . . .  | 0      |



**Part X**

**Minimum Investment Return**  
(All domestic foundations must complete this part. Foreign foundations,see instructions.)

|          |  |           |            |
|----------|--|-----------|------------|
| <b>1</b> | Fair market value of assets not used (or held for use) directly in carrying out charitable, etc , purposes         |           |            |
| <b>a</b> | Average monthly fair market value of securities. . . . .   | <b>1a</b> | 10,375,442 |
| <b>b</b> | Average of monthly cash balances. . . . .  | <b>1b</b> | 7,715,946  |
| <b>c</b> | Fair market value of all other assets (see instructions). . . . .  | <b>1c</b> | 4,426,980  |
| <b>d</b> | <b>Total</b> (add lines 1a, b, and c). . . . .   | <b>1d</b> | 22,518,368 |
| <b>e</b> | Reduction claimed for blockage or other factors reported on lines 1a and 1c (attach detailed explanation). . . . . | <b>1e</b> | 0          |
| <b>2</b> | Acquisition indebtedness applicable to line 1 assets. . . . .  | <b>2</b>  | 0          |
| <b>3</b> | Subtract line 2 from line 1d. . . . .  | <b>3</b>  | 22,518,368 |
| <b>4</b> | Cash deemed held for charitable activities Enter 1 1/2% of line 3 (for greater amount, see instructions). . . . .  | <b>4</b>  | 337,776    |
| <b>5</b> | <b>Net value of noncharitable-use assets.</b> Subtract line 4 from line 3 Enter here and on Part V, line 4         | <b>5</b>  | 22,180,592 |
| <b>6</b> | <b>Minimum investment return.</b> Enter 5% of line 5. . . . .  | <b>6</b>  | 1,109,030  |

**Part XI**

**Distributable Amount**  
(see instructions) (Section 4942(j)(3) and (j)(5) private operating foundations and certain foreign organizations check here ☒ and do not complete this part.)

|           |  |           |           |
|-----------|--|-----------|-----------|
| <b>1</b>  | Minimum investment return from Part X, line 6. . . . .   | <b>1</b>  | 1,109,030 |
| <b>2a</b> | Tax on investment income for 2015 from Part VI, line 5. . . . .  | <b>2a</b> |           |
| <b>b</b>  | Income tax for 2015 (This does not include the tax from Part VI ). . . . .                                       | <b>2b</b> |           |
| <b>c</b>  | Add lines 2a and 2b. . . . .   | <b>2c</b> | 0         |
| <b>3</b>  | Distributable amount before adjustments Subtract line 2c from line 1. . . . .                                    | <b>3</b>  | 1,109,030 |
| <b>4</b>  | Recoveries of amounts treated as qualifying distributions. . . . .   | <b>4</b>  | 0         |
| <b>5</b>  | Add lines 3 and 4. . . . .   | <b>5</b>  | 1,109,030 |
| <b>6</b>  | Deduction from distributable amount (see instructions). . . . .  | <b>6</b>  | 0         |
| <b>7</b>  | <b>Distributable amount</b> as adjusted Subtract line 6 from line 5 Enter here and on Part XIII, line 1. . . . . | <b>7</b>  | 1,109,030 |

**Part XII**

**Qualifying Distributions** (see instructions)

|   |  |           |            |
|---|--|-----------|------------|
| <b>1</b>  | Amounts paid (including administrative expenses) to accomplish charitable, etc , purposes  |           |            |
| <b>a</b>  | Expenses, contributions, gifts, etc —total from Part I, column (d), line 26. . . . .   | <b>1a</b> | 23,385,957 |
| <b>b</b>  | Program-related investments—total from Part IX-B. . . . .  | <b>1b</b> | 0          |
| <b>2</b>  | Amounts paid to acquire assets used (or held for use) directly in carrying out charitable, etc , purposes. . . . .   | <b>2</b>  | 98,114     |
| <b>3</b>  | Amounts set aside for specific charitable projects that satisfy the  |           |            |
| <b>a</b>  | Suitability test (prior IRS approval required). . . . .  | <b>3a</b> |            |
| <b>b</b>  | Cash distribution test (attach the required schedule). . . . .   | <b>3b</b> |            |
| <b>4</b>  | <b>Qualifying distributions.</b> Add lines 1a through 3b Enter here and on Part V, line 8, and Part XIII, line 4   | <b>4</b>  | 23,484,071 |
| <b>5</b>  | Foundations that qualify under section 4940(e) for the reduced rate of tax on net investment income Enter 1% of Part I, line 27b (see instructions). . . . . | <b>5</b>  | 0          |
| <b>6</b>  | <b>Adjusted qualifying distributions.</b> Subtract line 5 from line 4. . . . .   | <b>6</b>  | 23,484,071 |
| <b>Note:</b> The amount on line 6 will be used in Part V, column (b), in subsequent years when calculating whether the foundation qualifies for the section 4940(e) reduction of tax in those years |  |           |            |

Part XIII

Undistributed Income (see instructions)

|   | (a)<br>Corpus | (b)<br>Years prior to 2014 | (c)<br>2014 | (d)<br>2015 |
|---|---------------|----------------------------|-------------|-------------|
| 1 Distributable amount for 2015 from Part XI, line 7  |               |                            |             | 1,109,030   |
| 2 Undistributed income, if any, as of the end of 2015   |               |                            |             |             |
| a Enter amount for 2014 only.   |               |                            | 0           |             |
| b Total for prior years 20____, 20____, 20____  |               | 0                          |             |             |
| 3 Excess distributions carryover, if any, to 2015   |               |                            |             |             |
| a From 2010.  | 22,227,653    |                            |             |             |
| b From 2011.  | 28,270,630    |                            |             |             |
| c From 2012.  | 27,953,348    |                            |             |             |
| d From 2013.  | 26,207,332    |                            |             |             |
| e From 2014.  | 21,268,575    |                            |             |             |
| f Total of lines 3a through e.  | 125,927,538   |                            |             |             |
| 4 Qualifying distributions for 2015 from Part XII, line 4   |               |                            |             |             |
| a Applied to 2014, but not more than line 2a  |               |                            | 0           |             |
| b Applied to undistributed income of prior years (Election required—see instructions).  |               | 0                          |             |             |
| c Treated as distributions out of corpus (Election required—see instructions).  | 0             |                            |             |             |
| d Applied to 2015 distributable amount.   |               |                            |             | 1,109,030   |
| e Remaining amount distributed out of corpus  | 22,375,041    |                            |             |             |
| 5 Excess distributions carryover applied to 2015<br>(If an amount appears in column (d), the same amount must be shown in column (a).)                                      | 0             |                            |             | 0           |
| 6 Enter the net total of each column as indicated below:  |               |                            |             |             |
| a Corpus Add lines 3f, 4c, and 4e Subtract line 5   | 148,302,579   |                            |             |             |
| b Prior years' undistributed income Subtract line 4b from line 2b.  |               | 0                          |             |             |
| c Enter the amount of prior years' undistributed income for which a notice of deficiency has been issued, or on which the section 4942(a) tax has been previously assessed. |               | 0                          |             |             |
| d Subtract line 6c from line 6b Taxable amount—see instructions.  |               | 0                          |             |             |
| e Undistributed income for 2014 Subtract line 4a from line 2a Taxable amount—see instructions.  |               |                            | 0           |             |
| f Undistributed income for 2016 Subtract lines 4d and 5 from line 1 This amount must be distributed in 2015.  |               |                            |             | 0           |
| 7 Amounts treated as distributions out of corpus to satisfy requirements imposed by section 170(b)(1)(F) or 4942(g)(3) (Election may be required - see instructions).       | 0             |                            |             |             |
| 8 Excess distributions carryover from 2010 not applied on line 5 or line 7 (see instructions).  | 22,227,653    |                            |             |             |
| 9 Excess distributions carryover to 2016.<br>Subtract lines 7 and 8 from line 6a.   | 126,074,926   |                            |             |             |
| 10 Analysis of line 9   |               |                            |             |             |
| a Excess from 2011.   | 28,270,630    |                            |             |             |
| b Excess from 2012.   | 27,953,348    |                            |             |             |
| c Excess from 2013.   | 26,207,332    |                            |             |             |
| d Excess from 2014.   | 21,268,575    |                            |             |             |
| e Excess from 2015.   | 22,375,041    |                            |             |             |

## Part XIV

**1a** If the foundation has received a ruling or determination letter that it is a private operating foundation, and the ruling is effective for 2015, enter the date of the ruling. . . . ▶

Check box to indicate whether the organization is a private operating foundation described in section 4942(j)(3) or 4942(j)(5)

**2a** Enter the lesser of the adjusted net income from Part I or the minimum investment return from Part X for each year listed . . . . .

• 85% of line 2a . . . . .

Qualifying distributions from Part XII,  
line 4 for each year listed . . . . .

Amounts included in line 2c not used  
directly for active conduct of exempt  
activities . . . . .

e. Qualifying distributions made directly  
for active conduct of exempt activities  
Subtract line 2d from line 2c . . . .

**3** Complete 3a, b, or c for the alternative test relied upon

"Assets" alternative test—enter

**(1)** Value of all assets . . . . .

**(2)** Value of assets qualifying  
under section 4942(j)(3)(B)(i)

• "Endowment" alternative test— enter 2/3 of minimum investment return shown in Part X, line 6 for each year listed. . .

**(1)** Total support other than gross investment income (interest, dividends, rents, payments on securities loans (section 512(a)(5)), or royalties). . . .

(2) Support from general public and 5 or more exempt organizations as provided in section 4942(j)(3)(B)(iii). . . .

**(3)** Largest amount of support from an exempt organization

**(4) Gross investment income**

[illegible]

**Part XV** **Supplementary Information (Complete this part only if the organization had \$5,000 or more in assets at any time during the year—see instructions.)**

## 1 Information Regarding Foundation Managers:

• List any managers of the foundation who have contributed more than 2% of the total contributions received by the foundation before the close of any tax year (but only if they have contributed more than \$5,000) (See section 507(d)(2) )

• List any managers of the foundation who own 10% or more of the stock of a corporation (or an equally large portion of the ownership of a partnership or other entity) of which the foundation has a 10% or greater interest

**2 Information Regarding Contribution, Grant, Gift, Loan, Scholarship, etc., Programs:**

Check here ☒ if the foundation only makes contributions to preselected charitable organizations and does not accept unsolicited requests for funds. If the foundation makes gifts, grants, etc. (see instructions) to individuals or organizations under other conditions, complete items 2a, b, c, and d.

**a** The name, address, and telephone number or email address of the person to whom applications should be addressed

**b** The form in which applications should be submitted and information and materials they should include

**c** Any submission deadlines

**d** Any restrictions or limitations on awards, such as by geographical areas, charitable fields, kinds of institutions, or other factors

Part XV

Supplementary Information(continued)

3 Grants and Contributions Paid During the Year or Approved for Future Payment

| Recipient   | If recipient is an individual, show any relationship to any foundation manager or substantial contributor | Foundation status of recipient | Purpose of grant or contribution | Amount     |
|---|---|--------------------------------|----------------------------------|------------|
| Name and address (home or business)                 |   |                                |                                  |            |
| a Paid during the year<br>See Additional Data Table |   |                                |                                  |            |
| Total . . . . .                                     |   |                                | 3a                               | 18,552,567 |
| b Approved for future payment                       |   |                                |                                  |            |
| Total . . . . .                                     |   |                                | 3b                               | 0          |

| Enter gross amounts unless otherwise indicated |  | Unrelated business income |               | Excluded by section 512, 513, or 514 |               | (e)<br>Related or exempt<br>function income<br>(See<br>instructions ) |
|--|--|---------------------------|---------------|--------------------------------------|---------------|---|
|  |  | (a)<br>Business code      | (b)<br>Amount | (c)<br>Exclusion code                | (d)<br>Amount |   |
| <b>1</b>                                       | Program service revenue  |                           |               |                                      |               |   |
| <b>a</b>                                       |  |                           |               |                                      |               |   |
| <b>b</b>                                       |  |                           |               |                                      |               |   |
| <b>c</b>                                       |  |                           |               |                                      |               |   |
| <b>d</b>                                       |  |                           |               |                                      |               |   |
| <b>e</b>                                       |  |                           |               |                                      |               |   |
| <b>f</b>                                       |  |                           |               |                                      |               |   |
| <b>g</b>                                       | Fees and contracts from government agencies  |                           |               |                                      |               |   |
| <b>2</b>                                       | Membership dues and assessments. . . . .   |                           |               |                                      |               |   |
| <b>3</b>                                       | Interest on savings and temporary cash<br>investments . . . . .  |                           |               | 14                                   | 10,351        |   |
| <b>4</b>                                       | Dividends and interest from securities. . . . .  |                           |               | 14                                   | 99,406        |   |
| <b>5</b>                                       | Net rental income or (loss) from real estate   |                           |               |                                      |               |   |
| <b>a</b>                                       | Debt-financed property. . . . .  |                           |               |                                      |               |   |
| <b>b</b>                                       | Not debt-financed property. . . . .  |                           |               |                                      |               |   |
| <b>6</b>                                       | Net rental income or (loss) from personal<br>property . . . . .  |                           |               |                                      |               |   |
| <b>7</b>                                       | Other investment income. . . . .   |                           |               | 15                                   | 22,913        |   |
| <b>8</b>                                       | Gain or (loss) from sales of assets other than<br>inventory . . . . .  |                           |               | 18                                   | 72,769        |   |
| <b>9</b>                                       | Net income or (loss) from special events   |                           |               |                                      |               |   |
| <b>10</b>                                      | Gross profit or (loss) from sales of inventory<br>. . . . .  |                           |               |                                      |               |   |
| <b>11</b>                                      | Other revenue <b>a</b> FOREIGN CURRENCY<br>ADJUSTMENT  |                           |               | 01                                   | -320,178      |   |
| <b>b</b>                                       |  |                           |               |                                      |               |   |
| <b>c</b>                                       |  |                           |               |                                      |               |   |
| <b>d</b>                                       |  |                           |               |                                      |               |   |
| <b>e</b>                                       |  |                           |               |                                      |               |   |
| <b>12</b>                                      | Subtotal Add columns (b), (d), and (e). . . . .  |                           | 0             |                                      | -114,739      | 0   |
| <b>13</b>                                      | <b>Total.</b> Add line 12, columns (b), (d), and (e). . . . .<br>(See worksheet in line 13 instructions to verify calculations ) |                           |               | <b>13</b>                            |               | -114,739  |

[illegible]



Form 990PF Part IV - Capital Gains and Losses for Tax on Investment Income - Columns a - d

| List and describe the kind(s) of property sold (e g , real estate,<br>(a) 2-story brick warehouse, or common stock, 200 shs MLC Co ) | (b)<br>How acquired<br>P—Purchase<br>D—Donation | Date acquired<br>(c) (mo , day, yr ) | (d)<br>Date sold<br>(mo , day, yr ) |
|--|---|--------------------------------------|-------------------------------------|
| 333 525SHS TAX-MGD US TARGET   |   | 2013-12-12                           | 2015-04-17                          |
| 21 173SHS TAX -MGD US TARGET   |   | 2014-03-10                           | 2015-04-17                          |
| 43 435SHS TAX-MGD US TARGET  |   | 2014-06-09                           | 2015-04-17                          |
| 39 532SHS TAX-MGD US TARGET  |   | 2014-09-09                           | 2015-04-17                          |
| 30 445SHS TAX-MGD US TARGET  |   | 2014-03-09                           | 2015-04-17                          |
| 80 721SHS TAX MANAGED US EQUITY  |   | 2007-06-08                           | 2015-04-17                          |
| 43 791SHS TAX MANAGED US EQUITY  |   | 2012-09-10                           | 2015-04-17                          |
| 6 291SHS TAX MANAGED US EQUITY   |   | 2013-03-08                           | 2015-04-17                          |
| 185 311SHS TAX MANAGED US EQUITY   |   | 2014-12-16                           | 2015-04-17                          |
| 92 977SHS TAX MANAGED US EQUITY  |   | 2015-03-09                           | 2015-04-17                          |

Form 990PF Part IV - Capital Gains and Losses for Tax on Investment Income - Columns e - h

| (e) Gross sales price | (f) Depreciation allowed<br>(or allowable) | (g) Cost or other basis<br>plus expense of sale | (h) Gain or (loss)<br>(e) plus (f) minus (g) |
|-----------------------|--|---|--|
| 11,370                |  | 10,293  | 1,077  |
| 722                   |  | 700   | 22   |
| 1,481                 |  | 1,470   | 11   |
| 1,348                 |  | 1,328   | 20   |
| 1,038                 |  | 1,003   | 35   |
| 1,850                 |  | 1,283   | 567  |
| 1,004                 |  | 671   | 333  |
| 144                   |  | 105   | 39   |
| 4,248                 |  | 3,945   | 303  |
| 2,131                 |  | 2,101   | 30   |

Form 990PF Part IV - Capital Gains and Losses for Tax on Investment Income - Columns i - l

| Complete only for assets showing gain in column (h) and owned by the foundation on 12/31/69 |                                      |   | (l) Gains (Col (h) gain minus<br>col (k), but not less than -0-) or<br>Losses (from col (h)) |
|---|--------------------------------------|---|--|
| (i) F M V as of 12/31/69  | (j) Adjusted basis<br>as of 12/31/69 | (k) Excess of col (i)<br>over col (j), if any |  |
|   |                                      |   | 1,077  |
|   |                                      |   | 22   |
|   |                                      |   | 11   |
|   |                                      |   | 20   |
|   |                                      |   | 35   |
|   |                                      |   | 567  |
|   |                                      |   | 333  |
|   |                                      |   | 39   |
|   |                                      |   | 303  |
|   |                                      |   | 30   |

Form 990PF Part IV - Capital Gains and Losses for Tax on Investment Income - Columns a - d

| List and describe the kind(s) of property sold (e g , real estate,<br>(a) 2-story brick warehouse, or common stock, 200 shs MLC Co ) | (b)<br>How acquired<br>P—Purchase<br>D—Donation | Date acquired<br>(c) (mo , day, yr ) | (d)<br>Date sold<br>(mo , day, yr ) |
|--|---|--------------------------------------|-------------------------------------|
| 15 614SHS TAX-MGD US SMALL CAP   |   | 2014-03-10                           | 2015-04-17                          |
| 32 397SHS TAX-MGD US SMALL CAP   |   | 2014-06-09                           | 2015-04-17                          |
| 27 011SHS TAX-MGD US SMALL CAP   |   | 2014-09-09                           | 2015-04-17                          |
| 520 063SHS TAX-MGD US SMALL CAP  |   | 2014-10-22                           | 2015-04-17                          |
| 31 136SHS TAX-MGD US SMALL CAP   |   | 2015-03-09                           | 2015-04-17                          |
| 565 914SHS INTL SM CAP VAL PORT  |   | 2006-12-18                           | 2015-10-16                          |
| 1 530SHS INTL SM CAP VAL PORT  |   | 2007-03-08                           | 2015-10-16                          |
| 81 186SHS INTL SM CAP VAL PORT   |   | 2007-06-08                           | 2015-10-16                          |
| 22 803SHS INTL SM CAP VAL PORT   |   | 2007-09-10                           | 2015-10-16                          |
| 60 262SHS INTL SM CAP VAL PORT   |   | 2014-06-09                           | 2015-10-16                          |

Form 990PF Part IV - Capital Gains and Losses for Tax on Investment Income - Columns e - h

| (e) Gross sales price | (f) Depreciation allowed<br>(or allowable) | (g) Cost or other basis<br>plus expense of sale | (h) Gain or (loss)<br>(e) plus (f) minus (g) |
|-----------------------|--|---|--|
| 606                   |  | 584   | 22   |
| 1,258                 |  | 1,204   | 54   |
| 1,049                 |  | 985   | 64   |
| 20,196                |  | 18,289  | 1,907  |
| 1,209                 |  | 1,169   | 40   |
| 11,072                |  | 11,709  | -637   |
| 30                    |  | 34  | -4   |
| 1,588                 |  | 1,903   | -315   |
| 446                   |  | 510   | -64  |
| 1,179                 |  | 1,326   | -147   |

Form 990PF Part IV - Capital Gains and Losses for Tax on Investment Income - Columns i - l

| Complete only for assets showing gain in column (h) and owned by the foundation on 12/31/69 |                                      |   | (l) Gains (Col (h) gain minus<br>col (k), but not less than -0-) or<br>Losses (from col (h)) |
|---|--------------------------------------|---|--|
| (i) F M V as of 12/31/69  | (j) Adjusted basis<br>as of 12/31/69 | (k) Excess of col (i)<br>over col (j), if any |  |
|   |                                      |   | 22   |
|   |                                      |   | 54   |
|   |                                      |   | 64   |
|   |                                      |   | 1,907  |
|   |                                      |   | 40   |
|   |                                      |   | -637   |
|   |                                      |   | -4   |
|   |                                      |   | -315   |
|   |                                      |   | -64  |
|   |                                      |   | -147   |



Form 990PF Part IV - Capital Gains and Losses for Tax on Investment Income - Columns a - d

| List and describe the kind(s) of property sold (e g , real estate,<br>(a) 2-story brick warehouse, or common stock, 200 shs MLC Co ) | (b)<br>How acquired<br>P—Purchase<br>D—Donation | Date acquired<br>(c) (mo , day, yr ) | (d)<br>Date sold<br>(mo , day, yr ) |
|--|---|--------------------------------------|-------------------------------------|
| 58 107SHS INTL SM CAP VAL PORT   |   | 2014-09-09                           | 2015-10-16                          |
| 349 82SHS INTL SM CAP VAL PORT   |   | 2015-04-17                           | 2015-10-16                          |
| 78 745SHS INTL SM CAP VAL PORT   |   | 2015-06-08                           | 2015-10-16                          |
| 108 224SHS REAL ESTATE SEC PORT  |   | 2013-10-18                           | 2015-10-16                          |
| 165 692SHS REAL ESTATE SEC PORT  |   | 2014-12-15                           | 2015-10-16                          |
| 111 005SHS REAL ESTATE SEC PORT  |   | 2015-03-09                           | 2015-10-16                          |
| 136 27SHS REAL ESTATE SEC PORT   |   | 2015-06-08                           | 2015-10-16                          |
| 208 034SHS TAX MANAGED US MKTWIDE  |   | 2006-08-08                           | 2015-10-16                          |
| 134 088SHS TAX MANAGED US MKTWIDE  |   | 2014-12-16                           | 2015-10-16                          |
| 89 443SHS TAX MANAGED US MKTWIDE   |   | 2015-03-09                           | 2015-10-16                          |

Form 990PF Part IV - Capital Gains and Losses for Tax on Investment Income - Columns e - h

| (e) Gross sales price | (f) Depreciation allowed<br>(or allowable) | (g) Cost or other basis<br>plus expense of sale | (h) Gain or (loss)<br>(e) plus (f) minus (g) |
|-----------------------|--|---|--|
| 1,137                 |  | 1,214   | -77  |
| 6,844                 |  | 7,142   | -298   |
| 1,541                 |  | 1,621   | -80  |
| 3,571                 |  | 3,058   | 513  |
| 5,468                 |  | 5,330   | 138  |
| 3,663                 |  | 3,641   | 22   |
| 4,497                 |  | 4,234   | 263  |
| 5,275                 |  | 3,368   | 1,907  |
| 3,400                 |  | 3,265   | 135  |
| 2,268                 |  | 2,318   | -50  |

Form 990PF Part IV - Capital Gains and Losses for Tax on Investment Income - Columns i - l

| Complete only for assets showing gain in column (h) and owned by the foundation on 12/31/69 |                                      |   | (l) Gains (Col (h) gain minus<br>col (k), but not less than -0-) or<br>Losses (from col (h)) |
|---|--------------------------------------|---|--|
| (i) F M V as of 12/31/69  | (j) Adjusted basis<br>as of 12/31/69 | (k) Excess of col (i)<br>over col (j), if any |  |
|   |                                      |   | -77  |
|   |                                      |   | -298   |
|   |                                      |   | -80  |
|   |                                      |   | 513  |
|   |                                      |   | 138  |
|   |                                      |   | 22   |
|   |                                      |   | 263  |
|   |                                      |   | 1,907  |
|   |                                      |   | 135  |
|   |                                      |   | -50  |

**Form 990PF Part IV - Capital Gains and Losses for Tax on Investment Income - Columns a - d**

| (a) List and describe the kind(s) of property sold (e g , real estate, 2-story brick warehouse, or common stock, 200 shs MLC Co ) | (b) How acquired<br>P—Purchase<br>D—Donation | (c) Date acquired<br>(mo , day, yr ) | (d) Date sold<br>(mo , day, yr ) |
|---|--|--------------------------------------|----------------------------------|
| 110 085SHS TAX MANAGED US MKTWIDE   |  | 2015-06-08                           | 2015-10-16                       |
| 122 040SHS TAX MANAGED US MKTWIDE   |  | 2015-09-09                           | 2015-10-16                       |
| 504 523SHS DFA 2 YEAR BOND DFGFX  |  | 2008-08-19                           | 2015-11-02                       |
| BANK OF INDIA   |  | 2014-08-25                           | 2015-02-25                       |
| BANK OF CHINA   |  | 2014-09-22                           | 2015-03-24                       |
| BEAL BANK   |  | 2014-11-07                           | 2015-05-13                       |
| MIZUHO CORP BANK  |  | 2015-02-27                           | 2015-09-04                       |
| BANK HAPOALIM   |  | 2015-03-25                           | 2015-09-30                       |
| BANK OF INDIA   |  | 2015-05-15                           | 2015-11-25                       |
| BANCO POPULAR DE  |  | 2014-07-02                           | 2015-01-02                       |

**Form 990PF Part IV - Capital Gains and Losses for Tax on Investment Income - Columns e - h**

| <b>(e)</b> Gross sales price | <b>(f)</b> Depreciation allowed<br>(or allowable) | <b>(g)</b> Cost or other basis<br>plus expense of sale | <b>(h)</b> Gain or (loss)<br>(e) plus (f) minus (g) |
|------------------------------|---|--|---|
| 2,791                        |   | 2,894  | -103  |
| 3,095                        |   | 2,957  | 138   |
| 5,000                        |   | 5,270  | -270  |
| 100,000                      |   | 100,000  | 0   |
| 115,000                      |   | 115,000  | 0   |
| 100,000                      |   | 100,000  | 0   |
| 100,000                      |   | 100,000  | 0   |
| 90,000                       |   | 90,000   | 0   |
| 90,000                       |   | 90,000   | 0   |
| 150,000                      |   | 150,000  | 0   |

## Form 990PF Part IV - Capital Gains and Losses for Tax on Investment Income - Columns i - l

[illegible]

**Form 990PF Part IV - Capital Gains and Losses for Tax on Investment Income - Columns a - d**

| (a) List and describe the kind(s) of property sold (e g , real estate, 2-story brick warehouse, or common stock, 200 shs MLC Co ) | (b) How acquired<br>P—Purchase<br>D—Donation | Date acquired<br>(c) (mo , day, yr ) | (d) Date sold<br>(mo , day, yr ) |
|---|--|--------------------------------------|----------------------------------|
| EVERBANK  |  | 2014-12-29                           | 2015-01-29                       |
| DISCOVER BANK   |  | 2014-12-31                           | 2015-01-30                       |
| MIZUHO CORP BANK  |  | 2014-05-14                           | 2015-02-17                       |
| CITIZEN'S ST BANK   |  | 2014-06-05                           | 2015-03-05                       |
| SYNCHRONY BANK  |  | 2014-06-13                           | 2015-03-13                       |
| PEOPLE'S UNITED BANK  |  | 2014-09-24                           | 2015-03-24                       |
| SAFRA NATL BANK   |  | 2014-10-15                           | 2015-04-15                       |
| BERKSHIRE BANK  |  | 2015-03-31                           | 2015-04-30                       |
| BMW BANK NO AMERICA   |  | 2015-03-30                           | 2015-04-30                       |
| THE FIRST NA  |  | 2014-11-06                           | 2015-05-06                       |

## Form 990PF Part IV - Capital Gains and Losses for Tax on Investment Income - Columns e - h

| (e) Gross sales price | (f) Depreciation allowed<br>(or allowable) | (g) Cost or other basis<br>plus expense of sale | (h) Gain or (loss)<br>(e) plus (f) minus (g) |
|-----------------------|--|---|--|
| 235,000               |  | 235,000   | 0  |
| 235,000               |  | 235,000   | 0  |
| 235,000               |  | 235,000   | 0  |
| 235,000               |  | 235,000   | 0  |
| 125,000               |  | 125,000   | 0  |
| 235,000               |  | 235,000   | 0  |
| 235,000               |  | 235,000   | 0  |
| 235,000               |  | 235,000   | 0  |
| 235,000               |  | 235,000   | 0  |
| 235,000               |  | 235,000   | 0  |
| 100,000               |  | 100,000   | 0  |

## Form 990PF Part IV - Capital Gains and Losses for Tax on Investment Income - Columns i - l

[illegible]

**Form 990PF Part IV - Capital Gains and Losses for Tax on Investment Income - Columns a - d**

| (a) List and describe the kind(s) of property sold (e g , real estate, 2-story brick warehouse, or common stock, 200 shs MLC Co ) | (b) How acquired<br>P—Purchase<br>D—Donation | Date acquired<br>(c) (mo , day, yr ) | (d) Date sold<br>(mo , day, yr ) |
|---|--|--------------------------------------|----------------------------------|
| BEAL BANK USA   |  | 2014-11-12                           | 2015-05-13                       |
| CARDINAL BANK   |  | 2015-02-27                           | 2015-05-27                       |
| BANK OF CHINA   |  | 2014-10-08                           | 2015-07-08                       |
| BANK OF INDIA   |  | 2015-01-09                           | 2015-07-08                       |
| SANTANDER BANK  |  | 2015-04-08                           | 2015-07-08                       |
| GOLDMAN SACHS BANK  |  | 2014-07-16                           | 2015-07-16                       |
| BAR HARBOR BANK   |  | 2015-04-29                           | 2015-07-29                       |
| BANCO POPULAR NA  |  | 2015-02-11                           | 2015-08-11                       |
| MIZRAHI TEFAHOT BANK  |  | 2015-02-11                           | 2015-08-11                       |
| ACCESS NATIONAL   |  | 2015-05-13                           | 2015-08-13                       |

## Form 990PF Part IV - Capital Gains and Losses for Tax on Investment Income - Columns e - h

[illegible]

## Form 990PF Part IV - Capital Gains and Losses for Tax on Investment Income - Columns i - l

[illegible]

| (a) List and describe the kind(s) of property sold (e g , real estate, 2-story brick warehouse, or common stock, 200 shs MLC Co ) | (b) How acquired<br>P—Purchase<br>D—Donation | (c) Date acquired<br>(mo , day, yr ) | (d) Date sold<br>(mo , day, yr ) |
|---|--|--------------------------------------|----------------------------------|
| BANK OF BARODA NY   |  | 2015-02-13                           | 2015-08-13                       |
| MERCHANTS BANK  |  | 2015-07-17                           | 2015-08-17                       |
| GE CAPITAL BANK   |  | 2014-11-21                           | 2015-08-21                       |
| BANK OF BARODA NY   |  | 2014-12-09                           | 2015-09-09                       |
| EVERBANK  |  | 2015-08-28                           | 2015-10-08                       |
| BANK HAPOALIM B   |  | 2014-10-30                           | 2015-10-30                       |
| THE FIRST NA  |  | 2015-06-18                           | 2015-12-18                       |
| Capital Gains Dividends   | P  |                                      |                                  |

| (e) Gross sales price | (f) Depreciation allowed<br>(or allowable) | (g) Cost or other basis<br>plus expense of sale | (h) Gain or (loss)<br>(e) plus (f) minus (g) |
|-----------------------|--|---|--|
| 150,000               |  | 150,000   | 0  |
| 150,000               |  | 150,000   | 0  |
| 235,000               |  | 235,000   | 0  |
| 100,000               |  | 100,000   | 0  |
| 150,000               |  | 150,000   | 0  |
| 235,000               |  | 235,000   | 0  |
| 235,000               |  | 235,000   | 0  |
| 67,174                |  |   | 67,174                                       |

[illegible]

Form 990PF Part VIII Line 1 - List all officers, directors, trustees, foundation managers and their compensation

| (a) Name and address                            | Title, and average hours per week (b) devoted to position | (c) Compensation(If not paid, enter -0-) | (d) Contributions to employee benefit plans and deferred compensation | Expense account, (e) other allowances |
|---|---|--|---|---------------------------------------|
| MAARTEN DEES                                    | CHAIRMAN<br>0 10  | 0  | 0   | 0                                     |
| 2953 SOUTH PULLMAN STREET<br>SANTA ANA,CA 92705 |   |  |   |                                       |
| ZALDEUS STEENKAMP                               | VICE-CHAIRMAN<br>0 10                                     | 0  | 0   | 0                                     |
| 2953 SOUTH PULLMAN STREET<br>SANTA ANA,CA 92705 |   |  |   |                                       |
| JILL GARRETT                                    | SECRETARY<br>0 10   | 0  | 0   | 0                                     |
| 2953 SOUTH PULLMAN STREET<br>SANTA ANA,CA 92705 |   |  |   |                                       |
| BRIAN MCFARLANE                                 | DIRECTOR<br>0 10  | 0  | 0   | 0                                     |
| 2953 SOUTH PULLMAN STREET<br>SANTA ANA,CA 92705 |   |  |   |                                       |
| ALAN MCDOWELL                                   | DIRECTOR<br>0 10  | 0  | 0   | 0                                     |
| 2953 SOUTH PULLMAN STREET<br>SANTA ANA,CA 92705 |   |  |   |                                       |
| ROGER SPOELMAN                                  | DIRECTOR<br>0 10  | 0  | 0   | 0                                     |
| 2953 SOUTH PULLMAN STREET<br>SANTA ANA,CA 92705 |   |  |   |                                       |
| KEN PRIDMORE                                    | DIRECTOR<br>0 10  | 0  | 0   | 0                                     |
| 2953 SOUTH PULLMAN STREET<br>SANTA ANA,CA 92705 |   |  |   |                                       |
| SERGE BORNICK                                   | DIRECTOR<br>0 10  | 0  | 0   | 0                                     |
| 2953 SOUTH PULLMAN STREET<br>SANTA ANA,CA 92705 |   |  |   |                                       |
| JEFF TAYLOR                                     | CEO<br>40 00  | 143,869                                  | 34,417  | 2,376                                 |
| 2953 SOUTH PULLMAN STREET<br>SANTA ANA,CA 92705 |   |  |   |                                       |
| JILL GARFITT                                    | CIS<br>0 10   | 0  | 0   | 0                                     |
| 2953 SOUTH PULLMAN STREET<br>SANTA ANA,CA 92705 |   |  |   |                                       |
| Wybo nicolai                                    | CES<br>0 10   | 0  | 0   | 0                                     |
| 2953 SOUTH PULLMAN STREET<br>saNTA ANA,CA 92705 |   |  |   |                                       |

Form 990PF Part XV Line 3 - Grants and Contributions Paid During the Year or Approved for Future Payment

| Recipient  | If recipient is an individual, show any relationship to any foundation manager or substantial contributor | Foundation status of recipient | Purpose of grant or contribution | Amount     |
|--|---|--------------------------------|----------------------------------|------------|
| Name and address (home or business)  |   |                                |                                  |            |
| <b>a</b> Paid during the year  |   |                                |                                  |            |
| digital bible society PO BOX 7445<br>the woodlands,TX 77387                        | NONE  | pUBLIC                         | ministries                       | 150,000    |
| OPEN DOORS ASIA<br>PO BOX 1573-1555 QCCPO<br>QUEZON CITY<br>RP                     | NONE  | PUBLIC                         | MINISTRIES                       | 170,382    |
| OPEN DOORS CENTRAL ASIA<br>PO BOX 128 840 AC<br>HARDERWIJK<br>NL                   | NONE  | PUBLIC                         | MINISTRIES                       | 87,923     |
| OPEN DOORS EGYPT<br>PO BOX 47 3840 AA<br>HARDERWIJK<br>NL                          | NONE  | PUBLIC                         | MINISTRIES                       | 2,999,607  |
| OPEN DOORS GULF<br>PO BOX 47 3840 AA<br>HARDERWIJK<br>NL                           | NONE  | PUBLIC                         | MINISTRIES                       | 2,021,453  |
| OPEN DOORS INDIA<br>H-37 SECTOR 39<br>NOIDA-201301 U P<br>IN                       | NONE  | PUBLIC                         | MINISTRIES                       | 1,393,563  |
| OPEN DOORS LATIN AMERICA<br>2953 SOUTH PULLMAN STREET<br>SANTA ANA,CA 92705        | NONE  | PUBLIC                         | MINISTRIES                       | 819,212    |
| Open Doors Middle East<br>PO Box 112 3840 AC<br>Harderwijk<br>NL                   | NONE  | PUBLIC                         | Ministries                       | 52,961     |
| OPEN DOORS ODI-HOLLAND<br>PO BOX 47 3840 AA<br>HARDERWIJK<br>NL                    | NONE  | PUBLIC                         | MINISTRIES                       | 1,490,617  |
| OPEN DOORS SOUTHEAST ASIA<br>PO BOX 1573-1155 QCCPO<br>QUEZON CITY<br>RP           | NONE  | PUBLIC                         | MINISTRIES                       | 4,493,916  |
| OPEN DOORS SUB SAHARAN<br>AFRICA<br>PO BOX 1561 MONDEOR 2110<br>JOHANNESBURG<br>SF | NONE  | PUBLIC                         | MINISTRIES                       | 4,663,913  |
| SALT NL PO BOX 317 3840 AH<br>HARDERWIJK<br>NL                                     | NONE  | PUBLIC                         | MINISTRIES                       | 187,120    |
| world evangelical alliance<br>po box 3402<br>New York,NY 10007                     | nOnE  | PUBLIC                         | ministries                       | 17,000     |
| LOVE YOUR NEIGHBOR<br>PO BOX 47 3840 AA<br>HARDERWIJK<br>NL                        | NONE  | PUBLIC                         | MINISTRIES                       | 4,900      |
| <b>Total . . . . .</b>   |   |                                | <b>3a</b>                        | 18,552,567 |

TY 2015 Accounting Fees Schedule

**Name:** OPEN DOORS INTERNATIONAL INC

**EIN:** 33-0523832

| Category   | Amount | Net Investment<br>Income | Adjusted Net<br>Income | Disbursements for<br>Charitable<br>Purposes |
|------------|--------|--------------------------|------------------------|---|
| ACCOUNTING | 27,840 | 2,784                    | 0                      | 25,056                                      |



Note: To capture the full content of this document, please select landscape mode (11" x 8.5") when printing.

TY 2015 Depreciation Schedule

Name: OPEN DOORS INTERNATIONAL INC

EIN: 33-0523832

| Description of Property       | Date Acquired | Cost or Other Basis | Prior Years' Depreciation | Computation Method | Rate / Life (# of years) | Current Year's Depreciation Expense | Net Investment Income | Adjusted Net Income | Cost of Goods Sold Not Included |
|-------------------------------|---------------|---------------------|---------------------------|--------------------|--------------------------|-------------------------------------|-----------------------|---------------------|---------------------------------|
| FURNITURE/FIXTURES/EQUIP      | 2012-01-01    | 467,939             | 356,503                   | SL                 | 5 0000000000000          | 55,267                              | 0                     | 0                   |                                 |
| CAPITALIZED COMPUTER SOFTWARE | 2013-01-01    | 691,178             | 61,062                    | SL                 | 5 0000000000000          | 67,775                              | 0                     | 0                   |                                 |

**TY 2015 Explanation of Non-Filing with Attorney General Statement**

**Name:** OPEN DOORS INTERNATIONAL INC

**EIN:** 33-0523832

**Statement:** EXEMPT FILING APPROVED BY THE CA ATTORNEY GENERAL.

**TY 2015 Investments Corporate Bonds Schedule****Name:** OPEN DOORS INTERNATIONAL INC**EIN:** 33-0523832

| <b>Name of Bond</b>                          | <b>End of Year Book Value</b> | <b>End of Year Fair Market Value</b> |
|--|-------------------------------|--------------------------------------|
| BOND FUND-DFA FIVE YEAR GLBL FIXED 62,684SHS | 683,263                       | 683,263                              |
| BOND FUND-DFA ONE YEAR FIXED INCM 65,446SHS  | 672,795                       | 672,795                              |
| BOND FUND-TWO YEAR GLBL FIXED 103,658SHS     | 1,029,327                     | 1,029,327                            |

**TY 2015 Investments Corporate Stock Schedule****Name:** OPEN DOORS INTERNATIONAL INC**EIN:** 33-0523832

| <b>Name of Stock</b>                           | <b>End of Year Book Value</b> | <b>End of Year Fair Market Value</b> |
|--|-------------------------------|--------------------------------------|
| EQUITY FUND-DFA EMERGING MKTS PORT 6,551SHS    | 135,427                       | 135,427                              |
| EQUITY FUND-DFA EMERGING MKTS SMALL 8,937SHS   | 157,121                       | 157,121                              |
| EQUITY FUND-DFA EMERGING MKTS VALUE 8,913shs   | 181,830                       | 181,830                              |
| EQUITY FUND-DFA INTL SMALL CAP VALUE 19,452SHS | 363,372                       | 363,372                              |
| EQUITY FUND-DFA INTL SMALL CO PORT 8,526SHS    | 146,743                       | 146,743                              |
| EQUITY FUND-DFA REAL ESTATE 12,422SHS          | 411,815                       | 411,815                              |
| EQUITY FUND-DFA TAX MANAGED INTL 36,267SHS     | 477,275                       | 477,275                              |
| EQUITY FUND-DFA TAX MANAGED US MARKE 27,564SHS | 679,458                       | 679,458                              |
| EQUITY FUND-DFA TAX MANAGED US TARGE 22,597SHS | 674,303                       | 674,303                              |
| EQUITY FUND-DFA TAX-MNG US EQUITY PO 32,432SHS | 712,537                       | 712,537                              |
| EQUITY FUND-DFA TAX-MNG US SMLCAP PO 19,946SHS | 677,774                       | 677,774                              |

**TY 2015 Investments - Other Schedule****Name:** OPEN DOORS INTERNATIONAL INC**EIN:** 33-0523832

| <b>Category/ Item</b>    | <b>Listed at Cost or FMV</b> | <b>Book Value</b> | <b>End of Year Fair Market Value</b> |
|--------------------------|------------------------------|-------------------|--------------------------------------|
| BANK OF BARODA 800SHS    | FMV                          | 80,032            | 80,032                               |
| EVERBANK 900SHS          | FMV                          | 90,024            | 90,024                               |
| SANTANDER BANK N. 800SHS | FMV                          | 80,052            | 80,052                               |
| APPLE BK FOR SVGC 235SHS | FMV                          | 235,066           | 235,066                              |
| BANK BARODA NY BR 130SHS | FMV                          | 130,034           | 130,034                              |
| BANK OF BARODA 100SHS    | FMV                          | 100,023           | 100,023                              |
| BANK OF INDIA 235SHS     | FMV                          | 235,010           | 235,010                              |
| BANK OF THE WEST 235SHS  | FMV                          | 235,008           | 235,008                              |
| BEAL BANK USA 235SHS     | FMV                          | 235,050           | 235,050                              |
| CAPITAL ONE BANK 150SHS  | FMV                          | 150,041           | 150,041                              |
| COMENITY CAP BK 235SHS   | FMV                          | 234,973           | 234,973                              |
| EVERBANK 235SHS          | FMV                          | 234,662           | 234,662                              |
| FIRST NATL BK OMA 235SHS | FMV                          | 235,146           | 235,146                              |
| FIRSTBANK PR 235SHS      | FMV                          | 235,165           | 235,165                              |
| GOLDMAN SACHS BK 235SHS  | FMV                          | 235,016           | 235,016                              |
| MERRICK BK SO JOR 235SHS | FMV                          | 234,856           | 234,856                              |
| ORIENTAL BK TR 150SHS    | FMV                          | 150,016           | 150,016                              |
| SALLIE MAE BANK 235SHS   | FMV                          | 235,048           | 235,048                              |
| SANTANDER BANK N. 235SHS | FMV                          | 235,063           | 235,063                              |

**TY 2015 Land, Etc.  
Schedule****Name:** OPEN DOORS INTERNATIONAL INC**EIN:** 33-0523832

| Category / Item               | Cost / Other Basis | Accumulated Depreciation | Book Value | End of Year Fair Market Value |
|-------------------------------|--------------------|--------------------------|------------|-------------------------------|
| FURNITURE/FIXTURES/EQUIP      | 467,939            | 411,770                  | 56,169     |                               |
| CAPITALIZED COMPUTER SOFTWARE | 691,178            | 128,837                  | 562,341    |                               |

## TY 2015 Legal Fees Schedule

**Name:** OPEN DOORS INTERNATIONAL INC

**EIN:** 33-0523832

| Category   | Amount | Net Investment<br>Income | Adjusted Net<br>Income | Disbursements for<br>Charitable<br>Purposes |
|------------|--------|--------------------------|------------------------|---|
| LEGAL FEES | 5,537  | 0                        | 0                      | 5,537                                       |

**TY 2015 Other Assets Schedule****Name:** OPEN DOORS INTERNATIONAL INC**EIN:** 33-0523832

| Description       | Beginning of Year -<br>Book Value | End of Year - Book<br>Value | End of Year - Fair<br>Market Value |
|-------------------|-----------------------------------|-----------------------------|------------------------------------|
| PROGRAM ADVANCES  | 8,016                             | 0                           | 0                                  |
| EMPLOYEE ADVANCES | 4,500                             | 6,723                       | 6,723                              |
| OTHER ASSETS      | 43,560                            | 20,586                      | 20,586                             |



TY 2015 Other Decreases Schedule

**Name:** OPEN DOORS INTERNATIONAL INC

**EIN:** 33-0523832

| Description                    | Amount  |
|--------------------------------|---------|
| UNREALIZED LOSS ON INVESTMENTS | 297,867 |

## TY 2015 Other Expenses Schedule

**Name:** OPEN DOORS INTERNATIONAL INC

**EIN:** 33-0523832

| Description                       | Revenue and Expenses<br>per Books | Net Investment<br>Income | Adjusted Net Income | Disbursements for<br>Charitable Purposes |
|-----------------------------------|-----------------------------------|--------------------------|---------------------|--|
| POSTAGE AND SHIPPING              | 2,009                             | 15                       | 0                   | 1,994                                    |
| EQUIPMENT RENTAL &<br>MAINTENANCE | 19,955                            | 0                        | 0                   | 19,955                                   |
| INSURANCE                         | 30,141                            | 0                        | 0                   | 30,141                                   |
| PRODUCTION COSTS                  | 4,054                             | 0                        | 0                   | 4,054                                    |
| BANK CHARGES                      | 51,423                            | 35,866                   | 0                   | 15,557                                   |
| REPAIRS AND MAINTENANCE           | 1,388                             | 0                        | 0                   | 1,388                                    |
| RESEARCH/REPRESENTATION           | 24,446                            | 0                        | 0                   | 24,446                                   |
| OFFICE SUPPLIES                   | 29,071                            | 56                       | 0                   | 29,015                                   |
| EDUCATION & TRAINING              | 111,270                           | 0                        | 0                   | 111,270                                  |
| FOREIGN CURRENCY ADJUSTMENTS      | -124                              | 0                        | 0                   | -124                                     |
| PAYROLL SERVICE                   | 2,825                             | 0                        | 0                   | 2,825                                    |
| PROGRAM EXPENSES                  | 363,749                           | 0                        | 0                   | 363,749                                  |
| storage                           | 2,032                             | 0                        | 0                   | 2,034                                    |
| relocation expense                | 2,715                             | 0                        | 0                   | 2,715                                    |
| BAD DEBT                          | 184,305                           | 0                        | 0                   | 184,305                                  |
| COMPUTER MAINTENANCE              | 25,775                            | 0                        | 0                   | 25,775                                   |

**TY 2015 Other Income Schedule****Name:** OPEN DOORS INTERNATIONAL INC**EIN:** 33-0523832

| Description                 | Revenue And<br>Expenses Per Books | Net Investment<br>Income | Adjusted Net Income |
|-----------------------------|-----------------------------------|--------------------------|---------------------|
| ROYALTIES                   | 22,913                            | 22,913                   |                     |
| FOREIGN CURRENCY ADJUSTMENT | -320,178                          | -320,178                 | 0                   |

TY 2015 Other Liabilities Schedule

**Name:** OPEN DOORS INTERNATIONAL INC

**EIN:** 33-0523832

| Description           | Beginning of Year - Book Value | End of Year - Book Value |
|-----------------------|--------------------------------|--------------------------|
| DEFERRED COMPENSATION | 353,502                        | 280,032                  |

**TY 2015 Other Professional Fees Schedule**

**Name:** OPEN DOORS INTERNATIONAL INC

**EIN:** 33-0523832

| Category          | Amount  | Net Investment<br>Income | Adjusted Net<br>Income | Disbursements for<br>Charitable<br>Purposes |
|-------------------|---------|--------------------------|------------------------|---|
| PROFESSIONAL FEES | 190,267 | 0                        | 0                      | 190,267                                     |

**TY 2015 Taxes Schedule****Name:** OPEN DOORS INTERNATIONAL INC**EIN:** 33-0523832

| Category         | Amount  | Net Investment<br>Income | Adjusted Net<br>Income | Disbursements for<br>Charitable<br>Purposes |
|------------------|---------|--------------------------|------------------------|---|
| PAYROLL TAXES    | 215,329 | 4,788                    | 0                      | 210,541                                     |
| FOREIGN TAX PAID | 2,467   | 0                        | 0                      | 2,467                                       |

|  |  |                                     |
|--|--|-------------------------------------|
| <b>Schedule B</b><br>(Form 990, 990-EZ, or 990-PF)<br><br>Department of the Treasury<br>Internal Revenue Service | <b>Schedule of Contributors</b><br><br>▶ <b>Attach to Form 990, 990-EZ, or 990-PF.</b><br><br>▶ <b>Information about Schedule B (Form 990, 990-EZ, or 990-PF) and its instructions is at <u>www.irs.gov/form990</u>.</b> | OMB No 1545-0047<br><br><b>2015</b> |
|  |  |                                     |

|   |   |
|---|---|
| <b>Name of the organization</b><br>OPEN DOORS INTERNATIONAL INC | <b>Employer identification number</b><br>33-0523832 |
|---|---|

Organization type (check one)

|                    |   |
|--------------------|---|
| <b>Filers of:</b>  | <b>Section:</b>   |
| Form 990 or 990-EZ | <input type="checkbox"/> 501(c)( ) (enter number) organization  |
|                    | <input type="checkbox"/> 4947(a)(1) nonexempt charitable trust <b>not</b> treated as a private foundation |
|                    | <input type="checkbox"/> 527 political organization   |
| Form 990-PF        | <input checked="" type="checkbox"/> 501(c)(3) exempt private foundation                                   |
|                    | <input type="checkbox"/> 4947(a)(1) nonexempt charitable trust treated as a private foundation            |
|                    | <input type="checkbox"/> 501(c)(3) taxable private foundation   |

Check if your organization is covered by the **General Rule** or a **Special Rule**.  
**Note.** Only a section 501(c)(7), (8), or (10) organization can check boxes for both the General Rule and a Special Rule See instructions

General Rule

☒ For an organization filing Form 990, 990-EZ, or 990-PF that received, during the year, contributions totaling \$5,000 or more (in money or other property) from any one contributor Complete Parts I and II See instructions for determining a contributor's total contributions

Special Rules

- ☐ For an organization described in section 501(c)(3) filing Form 990 or 990-EZ that met the 33<sup>1</sup>/<sub>3</sub>% support test of the regulations under sections 509(a)(1) and 170(b)(1)(A)(vi), that checked Schedule A (Form 990 or 990-EZ), Part II, line 13, 16a, or 16b, and that received from any one contributor, during the year, total contributions of the greater of **(1)** \$5,000 or **(2)** 2% of the amount on (i) Form 990, Part VIII, line 1h, or (ii) Form 990-EZ, line 1 Complete Parts I and II
- ☐ For an organization described in section 501(c)(7), (8), or (10) filing Form 990 or 990-EZ that received from any one contributor, during the year, total contributions of more than \$1,000 *exclusively* for religious, charitable, scientific, literary, or educational purposes, or for the prevention of cruelty to children or animals Complete Parts I, II, and III
- ☐ For an organization described in section 501(c)(7), (8), or (10) filing Form 990 or 990-EZ that received from any one contributor, during the year, contributions *exclusively* for religious, charitable, etc , purposes, but no such contributions totaled more than \$1,000 If this box is checked, enter here the total contributions that were received during the year for an *exclusively* religious, charitable, etc , purpose Do not complete any of the parts unless the **General Rule** applies to this organization because it received *nonexclusively* religious, charitable, etc , contributions totaling \$5,000 or more during the year . . . . . ▶ \$ \_\_\_\_\_

**Caution.** An organization that is not covered by the General Rule and/or the Special Rules does not file Schedule B (Form 990, 990-EZ, or 990-PF), but it **must** answer “No” on Part IV, line 2, of its Form 990, or check the box on line H of its Form 990-EZ or on its Form 990PF, Part I, line 2, to certify that it does not meet the filing requirements of Schedule B (Form 990, 990-EZ, or 990-PF)

|   |   |
|---|---|
| <b>Name of organization</b><br>OPEN DOORS INTERNATIONAL INC | <b>Employer identification number</b><br>33-0523832 |
|---|---|

| Part I Contributors (see instructions) Use duplicate copies of Part I if additional space is needed |                                       |                            |   |
|---|---------------------------------------|----------------------------|---|
| (a)<br>No.  | (b)<br>Name, address, and ZIP + 4     | (c)<br>Total contributions | (d)<br>Type of contribution   |
| —   | See Additional Data Table<br><br><br> | <br><br>\$<br><br>         | <b>Person</b><br><b>Payroll</b><br><b>Noncash</b><br><br>(Complete Part II for noncash contribution ) |
| (a)<br>No.  | (b)<br>Name, address, and ZIP + 4     | (c)<br>Total contributions | (d)<br>Type of contribution   |
| —   | <br><br><br>                          | <br><br>\$<br><br>         | <b>Person</b><br><b>Payroll</b><br><b>Noncash</b><br><br>(Complete Part II for noncash contribution ) |
| (a)<br>No.  | (b)<br>Name, address, and ZIP + 4     | (c)<br>Total contributions | (d)<br>Type of contribution   |
| —   | <br><br><br>                          | <br><br>\$<br><br>         | <b>Person</b><br><b>Payroll</b><br><b>Noncash</b><br><br>(Complete Part II for noncash contribution ) |
| (a)<br>No.  | (b)<br>Name, address, and ZIP + 4     | (c)<br>Total contributions | (d)<br>Type of contribution   |
| —   | <br><br><br>                          | <br><br>\$<br><br>         | <b>Person</b><br><b>Payroll</b><br><b>Noncash</b><br><br>(Complete Part II for noncash contribution ) |
| (a)<br>No.  | (b)<br>Name, address, and ZIP + 4     | (c)<br>Total contributions | (d)<br>Type of contribution   |
| —   | <br><br><br>                          | <br><br>\$<br><br>         | <b>Person</b><br><b>Payroll</b><br><b>Noncash</b><br><br>(Complete Part II for noncash contribution ) |
| (a)<br>No.  | (b)<br>Name, address, and ZIP + 4     | (c)<br>Total contributions | (d)<br>Type of contribution   |
| —   | <br><br><br>                          | <br><br>\$<br><br>         | <b>Person</b><br><b>Payroll</b><br><b>Noncash</b><br><br>(Complete Part II for noncash contribution ) |



|                                       |
|---------------------------------------|
| <b>Employer identification number</b> |
| 33-0523832                            |

**Part II** **Noncash Property**  
(see instructions) Use duplicate copies of Part II if additional space is needed

[illegible]

|                                       |
|---------------------------------------|
| <b>Employer identification number</b> |
| 33-0523832                            |

| (a)<br>No. from Part I                | (b) Purpose of gift | (c) Use of gift                          | (d) Description of how gift is held |
|---------------------------------------|---------------------|--|-------------------------------------|
| -                                     |                     |  |                                     |
|                                       |                     |  |                                     |
|                                       |                     |  |                                     |
| (e) Transfer of gift                  |                     |  |                                     |
| Transferee's name, address, and ZIP 4 |                     | Relationship of transferor to transferee |                                     |
|                                       |                     |  |                                     |
|                                       |                     |  |                                     |
| --                                    |                     |  |                                     |
| -                                     |                     |  |                                     |
| (a)<br>No. from Part I                | (b) Purpose of gift | (c) Use of gift                          | (d) Description of how gift is held |
| -                                     |                     |  |                                     |
|                                       |                     |  |                                     |
|                                       |                     |  |                                     |
| (e) Transfer of gift                  |                     |  |                                     |
| Transferee's name, address, and ZIP 4 |                     | Relationship of transferor to transferee |                                     |
|                                       |                     |  |                                     |
|                                       |                     |  |                                     |
| --                                    |                     |  |                                     |
| -                                     |                     |  |                                     |
| (a)<br>No. from Part I                | (b) Purpose of gift | (c) Use of gift                          | (d) Description of how gift is held |
| -                                     |                     |  |                                     |
|                                       |                     |  |                                     |
|                                       |                     |  |                                     |
| (e) Transfer of gift                  |                     |  |                                     |
| Transferee's name, address, and ZIP 4 |                     | Relationship of transferor to transferee |                                     |
|                                       |                     |  |                                     |
|                                       |                     |  |                                     |
| --                                    |                     |  |                                     |
| -                                     |                     |  |                                     |
| (a)<br>No. from Part I                | (b) Purpose of gift | (c) Use of gift                          | (d) Description of how gift is held |
| -                                     |                     |  |                                     |
|                                       |                     |  |                                     |
|                                       |                     |  |                                     |
| (e) Transfer of gift                  |                     |  |                                     |
| Transferee's name, address, and ZIP 4 |                     | Relationship of transferor to transferee |                                     |
|                                       |                     |  |                                     |
|                                       |                     |  |                                     |
| --                                    |                     |  |                                     |
| -                                     |                     |  |                                     |

Additional Data

Software ID:

Software Version:

EIN: 33-0523832

Name: OPEN DOORS INTERNATIONAL INC

Form 990 Schedule B, Part I - Contributors (see Instructions) Use duplicate copies of Part I if additional space is needed.

| (a)<br>No. | (b)<br>Name, address, and ZIP + 4  | (c)<br>Total<br>contributions | (d)<br>Type of contribution   |
|------------|--|-------------------------------|---|
| 1          | <div>ODINDO</div> <div>PO BOX 5019/JKTM</div> <div>JAKARTA, ID</div>                               | <div>\$ 38,174</div>          | <div>Person</div> <div>Payroll</div> <div>Noncash</div> <div>(Complete Part II for noncash contribution )</div> |
| 2          | <div>ODMAL SERVICES</div> <div>PO BOX 216</div> <div>SELANGOR, MY</div>                            | <div>\$ 154,904</div>         | <div>Person</div> <div>Payroll</div> <div>Noncash</div> <div>(Complete Part II for noncash contribution )</div> |
| 3          | <div>OPEN DOORS AUSTRALIA</div> <div>PO BOX 6237</div> <div>FRENCHS FOREST, NSW 2086 AS</div>      | <div>\$ 2,397,834</div>       | <div>Person</div> <div>Payroll</div> <div>Noncash</div> <div>(Complete Part II for noncash contribution )</div> |
| 4          | <div>OPEN DOORS BRAZIL</div> <div>CAIXA POSTAL 55055</div> <div>SAO PAULO-SP, CEP 04733BR</div>    | <div>\$ 3,345,182</div>       | <div>Person</div> <div>Payroll</div> <div>Noncash</div> <div>(Complete Part II for noncash contribution )</div> |
| 5          | <div>OPEN DOORS CANADA</div> <div>879 BROWNRIDGE ROAD</div> <div>HALTON HILLS, ON L7G 0C6 CA</div> | <div>\$ 960,744</div>         | <div>Person</div> <div>Payroll</div> <div>Noncash</div> <div>(Complete Part II for noncash contribution )</div> |
| 6          | <div>OPEN DOORS NEW ZEALAND</div> <div>PO BOX 27-630</div> <div>MT ROSKILL, AUCKLAND NZ</div>      | <div>\$ 99,983</div>          | <div>Person</div> <div>Payroll</div> <div>Noncash</div> <div>(Complete Part II for noncash contribution )</div> |

| (a)<br>No. | (b)<br>Name, address, and ZIP + 4 | (c)<br>Total<br>contributions | (d)<br>Type of contribution                        |
|------------|-----------------------------------|-------------------------------|--|
| 7          |                                   |                               | <b>Person</b> <input checked="" type="checkbox"/>  |
|            | OPEN DOORS PHILIPPINES            |                               | <b>Payroll</b> <input checked="" type="checkbox"/> |
|            | PO BOX 1573 QCCPO 1155            | \$ 28,819                     | <b>Noncash</b>                                     |
|            | QUEZON CITY, RP                   |                               | (Complete Part II for noncash contribution )       |
| 8          |                                   |                               | <b>Person</b> <input checked="" type="checkbox"/>  |
|            | OPEN DOORS SINGAPORE              |                               | <b>Payroll</b> <input checked="" type="checkbox"/> |
|            | 8 SIN MING ROAD                   | \$ 109,221                    | <b>Noncash</b>                                     |
|            | #02-06 SIN MING CENTRE, 575628 SN |                               | (Complete Part II for noncash contribution )       |
| 9          |                                   |                               | <b>Person</b> <input checked="" type="checkbox"/>  |
|            | OPEN DOORS SOUTH KOREA            |                               | <b>Payroll</b> <input checked="" type="checkbox"/> |
|            | 32-22 SANG-DO 2 DONG JAG-GU       | \$ 80,388                     | <b>Noncash</b>                                     |
|            | SEOUL, KS                         |                               | (Complete Part II for noncash contribution )       |
| 10         |                                   |                               | <b>Person</b> <input checked="" type="checkbox"/>  |
|            | OPEN DOORS SWITZERLAND            |                               | <b>Payroll</b> <input checked="" type="checkbox"/> |
|            | CASA POSTALE 147 CH-1032          | \$ 3,473,359                  | <b>Noncash</b>                                     |
|            | ROMANEL, LAUSANNE SZ              |                               | (Complete Part II for noncash contribution )       |
| 11         |                                   |                               | <b>Person</b> <input checked="" type="checkbox"/>  |
|            | OPEN DOORS UNITED KINGDOM         |                               | <b>Payroll</b> <input checked="" type="checkbox"/> |
|            | PO BOX 6                          | \$ 7,419,252                  | <b>Noncash</b>                                     |
|            | WITNEY, OXONOX29 6WGUK            |                               | (Complete Part II for noncash contribution )       |
| 12         |                                   |                               | <b>Person</b> <input checked="" type="checkbox"/>  |
|            | OPEN DOORS USA                    |                               | <b>Payroll</b> <input checked="" type="checkbox"/> |
|            | 2953 SOUTH PULLMAN STREET         | \$ 10,900,000                 | <b>Noncash</b>                                     |
|            | SANTA ANA, CA 92705               |                               | (Complete Part II for noncash contribution )       |

| (a)<br>No. | (b)<br>Name, address, and ZIP + 4 | (c)<br>Total<br>contributions | (d)<br>Type of contribution                       |
|------------|-----------------------------------|-------------------------------|---|
| <u>13</u>  |                                   |                               | <b>Person</b> <input checked="" type="checkbox"/> |
|            | OPEN DOORS HOLLAND                |                               | <b>Payroll</b> <input type="checkbox"/>           |
|            | HARDERWIJKERWEG 136               | \$ 105,000                    | <b>Noncash</b>                                    |
|            | ERMELO, 3852 AHNL                 |                               | (Complete Part II for<br>noncash contribution )   |
| <u>14</u>  |                                   |                               | <b>Person</b> <input checked="" type="checkbox"/> |
|            | OPEN DOORS DENMARK                |                               | <b>Payroll</b> <input type="checkbox"/>           |
|            | PO BOX 1062                       | \$ 730,400                    | <b>Noncash</b>                                    |
|            | HOLSTEBRO, DK-7500 DA             |                               | (Complete Part II for<br>noncash contribution )   |