



See a Social Security Number? Say Something!  
Report Privacy Problems to <https://public.resource.org/privacy>  
Or call the IRS Identity Theft Hotline at 1-800-908-4490



Form **990-PF**Department of the Treasury  
Internal Revenue Service**Return of Private Foundation**

or Section 4947(a)(1) Trust Treated as Private Foundation

▶ Do not enter social security numbers on this form as it may be made public.

▶ Information about Form 990-PF and its separate instructions is at [www.irs.gov/form990pf](http://www.irs.gov/form990pf)

OMB No. 1545-0052

**2015**

Open to Public Inspection

For calendar year 2015 or tax year beginning

05/01, 2015, and ending

12/31, 2015

Name of foundation

CECIL MAUGER CHARITABLE TRUST R58333007

Number and street (or P.O. box number if mail is not delivered to street address)

10 S DEARBORN IL1-0117

City or town, state or province, country, and ZIP or foreign postal code

CHICAGO, IL 60603

A Employer identification number

31-6313464

B Telephone number (see instructions)

866-888-5157

C If exemption application is  
pending, check here. . . . .

D 1 Foreign organizations, check here. . . . .

2 Foreign organizations meeting the  
85% test, check here and attach  
computation . . . . .E If private foundation status was terminated  
under section 507(b)(1)(A), check here. . . . .F If the foundation is in a 60-month termination  
under section 507(b)(1)(B), check here. . . . .

G Check all that apply.

Initial return

Initial return of a former public charity

Final return

Amended return

Address change

Name change

H Check type of organization:

☒ Section 501(c)(3) exempt private foundation☐ Section 4947(a)(1) nonexempt charitable trust☐ Other taxable private foundation

I Fair market value of all assets at

end of year (from Part II, col. (c), line

16) ▶ \$ 1,174,937.

J Accounting method: ☒ Cash ☐ Accrual☐ Other (specify) \_\_\_\_\_

(Part I, column (d) must be on cash basis)

**Part I Analysis of Revenue and Expenses** (The  
total of amounts in columns (b), (c), and (d)  
may not necessarily equal the amounts in  
column (a) (see instructions))(a) Revenue and  
expenses per  
books(b) Net investment  
income(c) Adjusted net  
income(d) Disbursements  
for charitable  
purposes  
(cash basis only)

|  | (a) Revenue and<br>expenses per<br>books | (b) Net investment<br>income | (c) Adjusted net<br>income | (d) Disbursements<br>for charitable<br>purposes<br>(cash basis only) |
|--|--|------------------------------|----------------------------|--|
| 1 Contributions, gifts, grants, etc., received (attach schedule)   |  |                              |                            |  |
| 2 Check <input checked="" type="checkbox"/> if the foundation is not required to<br>attach Sch. B. . . . . |  |                              |                            |  |
| 3 Interest on savings and temporary cash investments   |  |                              |                            |  |
| 4 Dividends and interest from securities . . . . .   | 21,609.                                  | 21,609.                      |                            |  |
| 5a Gross rents . . . . .   |  |                              |                            |  |
| b Net rental income or (loss)  |  |                              |                            |  |
| 6a Net gain or (loss) from sale of assets not on line 10   | 28,057.                                  |                              |                            |  |
| b Gross sales price for all<br>assets on line 6a 272,051.  |  |                              |                            |  |
| 7 Capital gain net income (from Part IV, line 2)   |  | 28,057.                      |                            |  |
| 8 Net short-term capital gain  |  |                              |                            |  |
| 9 Income modifications   |  |                              |                            |  |
| 10a Gross sales less returns<br>and allowances   |  |                              |                            |  |
| b Less: Cost of goods sold   |  |                              |                            |  |
| c Gross profit or (loss) (attach schedule)   |  |                              |                            |  |
| 11 Other income (attach schedule)  | -1,265.                                  |                              |                            | STMT 1   |
| 12 Total. Add lines 1 through 11   | 48,401.                                  | 49,666.                      |                            |  |
| 13 Compensation of officers, directors, trustees, etc. . . . .   | 9,843.                                   | 5,906.                       |                            | 3,937.   |
| 14 Other employee salaries and wages . . . . .   |  | NONE                         | NONE                       |  |
| 15 Pension plans, employee benefits . . . . .  |  | NONE                         | NONE                       |  |
| 16a Legal fees (attach schedule) . . . . .   |  |                              |                            |  |
| b Accounting fees (attach schedule) . . . . .  |  |                              |                            |  |
| c Other professional fees (attach schedule) . . . . .  |  |                              |                            |  |
| 17 Interest . . . . .  |  |                              |                            |  |
| 18 Taxes (attach schedule) (see instructions) STMT 2   | 926.                                     | 426.                         |                            |  |
| 19 Depreciation (attach schedule) and depletion . . . . .  |  |                              |                            |  |
| 20 Occupancy . . . . .   |  |                              |                            |  |
| 21 Travel, conferences, and meetings . . . . .   |  | NONE                         | NONE                       |  |
| 22 Printing and publications . . . . .   |  | NONE                         | NONE                       |  |
| 23 Other expenses (attach schedule) STMT 3   | 33.                                      |                              |                            | 33.  |
| 24 Total operating and administrative expenses.<br>Add lines 13 through 23. . . . .                        | 10,802.                                  | 6,332.                       | NONE                       | 3,970.   |
| 25 Contributions, gifts, grants paid . . . . .   | 96,868.                                  |                              |                            | 96,868.  |
| 26 Total expenses and disbursements. Add lines 24 and 25   | 107,670.                                 | 6,332.                       | NONE                       | 100,838.   |
| 27 Subtract line 26 from line 12   |  |                              |                            |  |
| a Excess of revenue over expenses and disbursements . . . . .  | -59,269.                                 |                              |                            |  |
| b Net investment income (if negative, enter -0-)   |  | 43,334.                      |                            |  |
| c Adjusted net income (if negative, enter -0-)   |  |                              |                            |  |

RECEIVED  
NOV 15 2016

SCANNED NOV 22 2016

Revenue

Operating and Administrative Expenses

| Part II Balance Sheets      |   | Attached schedules and amounts in the description column should be for end-of-year amounts only (See instructions)                |  | Beginning of year | End of year    |                       |
|-----------------------------|---|---|--|-------------------|----------------|-----------------------|
|                             |   |   |  | (a) Book Value    | (b) Book Value | (c) Fair Market Value |
| Assets                      | 1   | Cash - non-interest-bearing . . . . .   |  | 595.              | 11,397.        | 11,397.               |
|                             | 2   | Savings and temporary cash investments . . . . .  |  | 47,724.           | 102,711.       | 102,711.              |
|                             | 3   | Accounts receivable ▶   |  |                   |                |                       |
|                             |   | Less: allowance for doubtful accounts ▶   |  |                   |                |                       |
|                             | 4   | Pledges receivable ▶  |  |                   |                |                       |
|                             |   | Less: allowance for doubtful accounts ▶   |  |                   |                |                       |
|                             | 5   | Grants receivable . . . . .   |  |                   |                |                       |
|                             | 6   | Receivables due from officers, directors, trustees, and other disqualified persons (attach schedule) (see instructions) . . . . . |  |                   |                |                       |
|                             | 7   | Other notes and loans receivable (attach schedule) ▶  |  |                   |                |                       |
|                             |   | Less: allowance for doubtful accounts ▶   | NONE   |                   |                |                       |
|                             | 8   | Inventories for sale or use . . . . .   |  |                   |                |                       |
|                             | 9   | Prepaid expenses and deferred charges . . . . .   |  |                   |                |                       |
|                             | 10a   | Investments - U.S. and state government obligations (attach schedule) . . . . .   |  |                   |                |                       |
|                             | b   | Investments - corporate stock (attach schedule) . . . . .   |  | 791,946.          | 706,753.       | 881,964.              |
|                             | c   | Investments - corporate bonds (attach schedule) . . . . .   |  | 67,362.           | 110,462.       | 108,413.              |
|                             | Liabilities   | 11  | Investments - land, buildings, and equipment basis ▶ |                   |                |                       |
|                             |   | Less: accumulated depreciation (attach schedule) ▶  |  |                   |                |                       |
| 12                          |   | Investments - mortgage loans . . . . .  |  |                   |                |                       |
| 13                          |   | Investments - other (attach schedule) . . . . .   |  | 157,261.          | 74,296.        | 70,452.               |
| 14                          |   | Land, buildings, and equipment basis ▶  |  |                   |                |                       |
|                             |   | Less: accumulated depreciation (attach schedule) ▶  |  |                   |                |                       |
| 15                          |   | Other assets (describe ▶ )  |  |                   |                |                       |
| 16                          |   | Total assets (to be completed by all filers - see the instructions. Also, see page 1, item I) . . . . .                           |  | 1,064,888.        | 1,005,619.     | 1,174,937.            |
| 17                          |   | Accounts payable and accrued expenses . . . . .   |  |                   |                |                       |
| 18                          |   | Grants payable . . . . .  |  |                   |                |                       |
| Net Assets or Fund Balances | 19  | Deferred revenue . . . . .  |  |                   |                |                       |
|                             | 20  | Loans from officers, directors, trustees, and other disqualified persons . . . . .  |  |                   |                |                       |
|                             | 21  | Mortgages and other notes payable (attach schedule) . . . . .   |  |                   |                |                       |
|                             | 22  | Other liabilities (describe ▶ )   |  |                   |                |                       |
| 23                          | Total liabilities (add lines 17 through 22) . . . . .                                     |   |  |                   | NONE           |                       |
| Net Assets or Fund Balances | Foundations that follow SFAS 117, check here ▶ <input type="checkbox"/>                   |   |  |                   |                |                       |
|                             | and complete lines 24 through 26 and lines 30 and 31.                                     |   |  |                   |                |                       |
|                             | 24  | Unrestricted . . . . .  |  |                   |                |                       |
|                             | 25  | Temporarily restricted . . . . .  |  |                   |                |                       |
|                             | 26  | Permanently restricted . . . . .  |  |                   |                |                       |
|                             | Foundations that do not follow SFAS 117, check here ▶ <input checked="" type="checkbox"/> |   |  |                   |                |                       |
|                             | 27  | Capital stock, trust principal, or current funds . . . . .  |  | 1,064,888.        | 1,005,619.     |                       |
|                             | 28  | Paid-in or capital surplus, or land, bldg, and equipment fund . . . . .   |  |                   |                |                       |
| 29                          | Retained earnings, accumulated income, endowment, or other funds . . . . .                |   |  |                   |                |                       |
| 30                          | Total net assets or fund balances (see instructions) . . . . .                            |   | 1,064,888.   | 1,005,619.        |                |                       |
| 31                          | Total liabilities and net assets/fund balances (see instructions) . . . . .               |   | 1,064,888.   | 1,005,619.        |                |                       |

## Part III Analysis of Changes in Net Assets or Fund Balances

|   |  |   |            |
|---|--|---|------------|
| 1 | Total net assets or fund balances at beginning of year - Part II, column (a), line 30 (must agree with end-of-year figure reported on prior year's return) . . . . . | 1 | 1,064,888. |
| 2 | Enter amount from Part I, line 27a . . . . .   | 2 | -59,269.   |
| 3 | Other increases not included in line 2 (itemize) ▶   | 3 |            |
| 4 | Add lines 1, 2, and 3 . . . . .  | 4 | 1,005,619. |
| 5 | Decreases not included in line 2 (itemize) ▶   | 5 |            |
| 6 | Total net assets or fund balances at end of year (line 4 minus line 5) - Part II, column (b), line 30 . . . . .  | 6 | 1,005,619. |

**Part IV Capital Gains and Losses for Tax on Investment Income**

| (a) List and describe the kind(s) of property sold (e.g., real estate, 2-story brick warehouse; or common stock, 200 shs. MLC Co.)  |  |   | (b) How acquired<br>P - Purchase<br>D - Donation  | (c) Date acquired<br>(mo., day, yr.) | (d) Date sold<br>(mo., day, yr.) |
|---|--|---|---|--------------------------------------|----------------------------------|
| <b>1a PUBLICLY TRADED SECURITIES</b>  |  |   |   |                                      |                                  |
| <b>b</b>  |  |   |   |                                      |                                  |
| <b>c</b>  |  |   |   |                                      |                                  |
| <b>d</b>  |  |   |   |                                      |                                  |
| <b>e</b>  |  |   |   |                                      |                                  |
| (e) Gross sales price   | (f) Depreciation allowed<br>(or allowable) | (g) Cost or other basis<br>plus expense of sale | (h) Gain or (loss)<br>(e) plus (f) minus (g)  |                                      |                                  |
| <b>a</b> 272,051.   |  | 243,994.  | 28,057.   |                                      |                                  |
| <b>b</b>  |  |   |   |                                      |                                  |
| <b>c</b>  |  |   |   |                                      |                                  |
| <b>d</b>  |  |   |   |                                      |                                  |
| <b>e</b>  |  |   |   |                                      |                                  |
| Complete only for assets showing gain in column (h) and owned by the foundation on 12/31/69   |  |   |   |                                      |                                  |
| (i) F.M.V. as of 12/31/69   | (j) Adjusted basis<br>as of 12/31/69       | (k) Excess of col. (i)<br>over col. (j), if any | (l) Gains (Col. (h) gain minus<br>col. (k), but not less than -0-) or<br>Losses (from col. (h)) |                                      |                                  |
| <b>a</b>  |  |   | 28,057.   |                                      |                                  |
| <b>b</b>  |  |   |   |                                      |                                  |
| <b>c</b>  |  |   |   |                                      |                                  |
| <b>d</b>  |  |   |   |                                      |                                  |
| <b>e</b>  |  |   |   |                                      |                                  |
| <b>2</b> Capital gain net income or (net capital loss) { If gain, also enter in Part I, line 7<br>If (loss), enter -0- in Part I, line 7 }  |  |   | <b>2</b>  | 28,057.                              |                                  |
| <b>3</b> Net short-term capital gain or (loss) as defined in sections 1222(5) and (6).<br>If gain, also enter in Part I, line 8, column (c) (see instructions). If (loss), enter -0- in<br>Part I, line 8 . . . . . } |  |   | <b>3</b>  |                                      |                                  |

**Part V Qualification Under Section 4940(e) for Reduced Tax on Net Investment Income**

(For optional use by domestic private foundations subject to the section 4940(a) tax on net investment income.)

If section 4940(d)(2) applies, leave this part blank.

Was the foundation liable for the section 4942 tax on the distributable amount of any year in the base period? ☐ Yes ☒ No

If "Yes," the foundation does not qualify under section 4940(e). Do not complete this part.

**1** Enter the appropriate amount in each column for each year; see the instructions before making any entries.

| (a)<br>Base period years<br>Calendar year (or tax year beginning in)   | (b)<br>Adjusted qualifying distributions | (c)<br>Net value of noncharitable-use assets | (d)<br>Distribution ratio<br>(col. (b) divided by col. (c)) |
|--|--|--|---|
| 2014   | 70,353.                                  | 1,337,545.                                   | 0.052599  |
| 2013   | 60,797.                                  | 1,278,861.                                   | 0.047540  |
| 2012   | 58,336.                                  | 1,202,763.                                   | 0.048502  |
| 2011   | 59,090.                                  | 1,184,290.                                   | 0.049895  |
| 2010   | 49,257.                                  | 1,218,584.                                   | 0.040422  |
| <b>2</b> Total of line 1, column (d) . . . . .   |  |  | <b>2</b> 0.238958   |
| <b>3</b> Average distribution ratio for the 5-year base period - divide the total on line 2 by 5, or by the<br>number of years the foundation has been in existence if less than 5 years . . . . .                                       |  |  | <b>3</b> 0.047792   |
| <b>4</b> Enter the net value of noncharitable-use assets for 2015 from Part X, line 5 . . . . .  |  |  | <b>4</b> 1,193,112.   |
| <b>5</b> Multiply line 4 by line 3 . . . . .   |  |  | <b>5</b> 57,021.  |
| <b>6</b> Enter 1% of net investment income (1% of Part I, line 27b) . . . . .  |  |  | <b>6</b> 433.   |
| <b>7</b> Add lines 5 and 6 . . . . .   |  |  | <b>7</b> 57,454.  |
| <b>8</b> Enter qualifying distributions from Part XII, line 4 . . . . .<br>If line 8 is equal to or greater than line 7, check the box in Part VI, line 1b, and complete that part using a 1% tax rate. See the<br>Part VI instructions. |  |  | <b>8</b> 100,838.   |

**Part VI Excise Tax Based on Investment Income (Section 4940(a), 4940(b), 4940(e), or 4948 - see instructions)**

|   |    |      |
|---|----|------|
| <b>1a</b> Exempt operating foundations described in section 4940(d)(2), check here <input type="checkbox"/> and enter "N/A" on line 1 . . . . .<br>Date of ruling or determination letter _____ (attach copy of letter if necessary - see instructions) | 1  | 433. |
| <b>b</b> Domestic foundations that meet the section 4940(e) requirements in Part V, check here <input checked="" type="checkbox"/> and enter 1% of Part I, line 27b . . . . .   |    |      |
| <b>c</b> All other domestic foundations enter 2% of line 27b. Exempt foreign organizations enter 4% of Part I, line 12, col. (b).   |    |      |
| <b>2</b> Tax under section 511 (domestic section 4947(a)(1) trusts and taxable foundations only. Others enter -0-) . . . . .  | 2  |      |
| <b>3</b> Add lines 1 and 2 . . . . .  | 3  | 433. |
| <b>4</b> Subtitle A (income) tax (domestic section 4947(a)(1) trusts and taxable foundations only. Others enter -0-) . . . . .  | 4  | NONE |
| <b>5</b> Tax based on investment income. Subtract line 4 from line 3. If zero or less, enter -0- . . . . .  | 5  | 433. |
| <b>6</b> Credits/Payments   |    |      |
| <b>a</b> 2015 estimated tax payments and 2014 overpayment credited to 2015 . . . . .  | 6a | 500. |
| <b>b</b> Exempt foreign organizations - tax withheld at source . . . . .  | 6b | NONE |
| <b>c</b> Tax paid with application for extension of time to file (Form 8868) . . . . .  | 6c | 200. |
| <b>d</b> Backup withholding erroneously withheld . . . . .  | 6d |      |
| <b>7</b> Total credits and payments. Add lines 6a through 6d . . . . .  | 7  | 700. |
| <b>8</b> Enter any penalty for underpayment of estimated tax. Check here <input type="checkbox"/> if Form 2220 is attached . . . . .  | 8  |      |
| <b>9</b> Tax due. If the total of lines 5 and 8 is more than line 7, enter amount owed . . . . .  | 9  |      |
| <b>10</b> Overpayment. If line 7 is more than the total of lines 5 and 8, enter the amount overpaid . . . . .   | 10 | 267. |
| <b>11</b> Enter the amount of line 10 to be Credited to 2016 estimated tax <input checked="" type="checkbox"/> 267. Refunded <input type="checkbox"/> <b>11</b>   | 11 |      |

**Part VII-A Statements Regarding Activities**

|  | Yes | No |
|--|-----|----|
| <b>1a</b> During the tax year, did the foundation attempt to influence any national, state, or local legislation or did it participate or intervene in any political campaign? . . . . .   |     | X  |
| <b>b</b> Did it spend more than \$100 during the year (either directly or indirectly) for political purposes (see Instructions for the definition)? . . . . .<br>If the answer is "Yes" to 1a or 1b, attach a detailed description of the activities and copies of any materials published or distributed by the foundation in connection with the activities. |     | X  |
| <b>c</b> Did the foundation file Form 1120-POL for this year? . . . . .  |     | X  |
| <b>d</b> Enter the amount (if any) of tax on political expenditures (section 4955) imposed during the year<br>(1) On the foundation. <input checked="" type="checkbox"/> \$ _____ (2) On foundation managers. <input checked="" type="checkbox"/> \$ _____   |     |    |
| <b>e</b> Enter the reimbursement (if any) paid by the foundation during the year for political expenditure tax imposed on foundation managers. <input checked="" type="checkbox"/> \$ _____  |     |    |
| <b>2</b> Has the foundation engaged in any activities that have not previously been reported to the IRS? . . . . .<br>If "Yes," attach a detailed description of the activities.   |     | X  |
| <b>3</b> Has the foundation made any changes, not previously reported to the IRS, in its governing instrument, articles of incorporation, or bylaws, or other similar instruments? If "Yes," attach a conformed copy of the changes . . . . .  |     | X  |
| <b>4a</b> Did the foundation have unrelated business gross income of \$1,000 or more during the year? . . . . .  |     | X  |
| <b>b</b> If "Yes," has it filed a tax return on Form 990-T for this year? . . . . .  |     |    |
| <b>5</b> Was there a liquidation, termination, dissolution, or substantial contraction during the year? . . . . .<br>If "Yes," attach the statement required by General Instruction T.   |     | X  |
| <b>6</b> Are the requirements of section 508(e) (relating to sections 4941 through 4945) satisfied either.<br>• By language in the governing instrument, or<br>• By state legislation that effectively amends the governing instrument so that no mandatory directions that conflict with the state law remain in the governing instrument? . . . . .          | X   |    |
| <b>7</b> Did the foundation have at least \$5,000 in assets at any time during the year? If "Yes," complete Part II, col (c), and Part XV  | X   |    |
| <b>8a</b> Enter the states to which the foundation reports or with which it is registered (see instructions) <input checked="" type="checkbox"/> OH  |     |    |
| <b>b</b> If the answer is "Yes" to line 7, has the foundation furnished a copy of Form 990-PF to the Attorney General (or designate) of each state as required by General Instruction G? If "No," attach explanation . . . . .   | X   |    |
| <b>9</b> Is the foundation claiming status as a private operating foundation within the meaning of section 4942(j)(3) or 4942(j)(5) for calendar year 2015 or the taxable year beginning in 2015 (see instructions for Part XIV)? If "Yes," complete Part XIV . . . . .  |     | X  |
| <b>10</b> Did any persons become substantial contributors during the tax year? If "Yes," attach a schedule listing their names and addresses . . . . .   |     | X  |

|    |   |    |     |    |
|----|---|----|-----|----|
| 11 | At any time during the year, did the foundation, directly or indirectly, own a controlled entity within the meaning of section 512(b)(13)? If "Yes," attach schedule (see instructions) . . . . .   | 11 | Yes | No |
| 12 | Did the foundation make a distribution to a donor advised fund over which the foundation or a disqualified person had advisory privileges? If "Yes," attach statement (see instructions) . . . . .  | 12 |     | X  |
| 13 | Did the foundation comply with the public inspection requirements for its annual returns and exemption application? Website address ► <u>N/A</u>  | 13 | X   |    |
| 14 | The books are in care of ► <u>JP MORGAN CHASE BANK, NA</u> Telephone no. ► <u>(866) 888-5157</u><br>Located at ► <u>10 S DEARBORN ST, IL1-0117, CHICAGO, IL</u> ZIP+4 ► <u>60603</u>  |    |     |    |
| 15 | Section 4947(a)(1) nonexempt charitable trusts filing Form 990-PF in lieu of Form 1041 - Check here . . . . . and enter the amount of tax-exempt interest received or accrued during the year. . . . .  | 15 |     |    |
| 16 | At any time during calendar year 2015, did the foundation have an interest in or a signature or other authority over a bank, securities, or other financial account in a foreign country? . . . . .<br>See the instructions for exceptions and filing requirements for FinCEN Form 114. If "Yes," enter the name of the foreign country ► | 16 | Yes | No |
|    |   |    |     | X  |

|   |  |           |  |   |
|---|--|-----------|--|---|
| <p><b>1a</b> During the year did the foundation (either directly or indirectly)</p> <p>(1) Engage in the sale or exchange, or leasing of property with a disqualified person? <input type="checkbox"/> Yes <input checked="" type="checkbox"/> No</p> <p>(2) Borrow money from, lend money to, or otherwise extend credit to (or accept it from) a disqualified person? <input type="checkbox"/> Yes <input checked="" type="checkbox"/> No</p> <p>(3) Furnish goods, services, or facilities to (or accept them from) a disqualified person? <input type="checkbox"/> Yes <input checked="" type="checkbox"/> No</p> <p>(4) Pay compensation to, or pay or reimburse the expenses of, a disqualified person? <input checked="" type="checkbox"/> Yes <input type="checkbox"/> No</p> <p>(5) Transfer any income or assets to a disqualified person (or make any of either available for the benefit or use of a disqualified person)? <input type="checkbox"/> Yes <input checked="" type="checkbox"/> No</p> <p>(6) Agree to pay money or property to a government official? (Exception. Check "No" if the foundation agreed to make a grant to or to employ the official for a period after termination of government service, if terminating within 90 days.) <input type="checkbox"/> Yes <input checked="" type="checkbox"/> No</p> |  |           |  |   |
| <p><b>b</b> If any answer is "Yes" to 1a(1)-(6), did <b>any</b> of the acts fail to qualify under the exceptions described in Regulations section 53.4941(d)-3 or in a current notice regarding disaster assistance (see instructions)? <input type="checkbox"/></p> <p>Organizations relying on a current notice regarding disaster assistance check here <input type="checkbox"/></p>   |  | <b>1b</b> |  | X |
| <p><b>c</b> Did the foundation engage in a prior year in any of the acts described in 1a, other than excepted acts, that were not corrected before the first day of the tax year beginning in 2015? <input type="checkbox"/></p>  |  | <b>1c</b> |  | X |
| <p><b>2</b> Taxes on failure to distribute income (section 4942) (does not apply for years the foundation was a private operating foundation defined in section 4942(j)(3) or 4942(j)(5))</p>   |  |           |  |   |
| <p><b>a</b> At the end of tax year 2015, did the foundation have any undistributed income (lines 6d and 6e, Part XIII) for tax year(s) beginning before 2015? <input type="checkbox"/> Yes <input checked="" type="checkbox"/> No</p> <p>If "Yes," list the years <input type="text"/></p>  |  |           |  |   |
| <p><b>b</b> Are there any years listed in 2a for which the foundation is <b>not</b> applying the provisions of section 4942(a)(2) (relating to incorrect valuation of assets) to the year's undistributed income? (If applying section 4942(a)(2) to <b>all</b> years listed, answer "No" and attach statement - see instructions ) <input type="checkbox"/></p>  |  | <b>2b</b> |  | X |
| <p><b>c</b> If the provisions of section 4942(a)(2) are being applied to <b>any</b> of the years listed in 2a, list the years here <input type="text"/></p>   |  |           |  |   |
| <p><b>3a</b> Did the foundation hold more than a 2% direct or indirect interest in any business enterprise at any time during the year? <input type="checkbox"/> Yes <input checked="" type="checkbox"/> No</p>   |  |           |  |   |
| <p><b>b</b> If "Yes," did it have excess business holdings in 2015 as a result of (1) any purchase by the foundation or disqualified persons after May 26, 1969, (2) the lapse of the 5-year period (or longer period approved by the Commissioner under section 4943(c)(7)) to dispose of holdings acquired by gift or bequest; or (3) the lapse of the 10-, 15-, or 20-year first phase holding period? (Use Schedule C, Form 4720, to determine if the foundation had excess business holdings in 2015 ) <input type="checkbox"/></p>  |  |           |  |   |
| <p><b>4a</b> Did the foundation invest during the year any amount in a manner that would jeopardize its charitable purposes?</p>  |  | <b>4a</b> |  | X |
| <p><b>b</b> Did the foundation make any investment in a prior year (but after December 31, 1969) that could jeopardize its charitable purpose that had not been removed from jeopardy before the first day of the tax year beginning in 2015?</p>   |  | <b>4b</b> |  | X |

**Part VII-B Statements Regarding Activities for Which Form 4720 May Be Required (continued)**

**5a** During the year did the foundation pay or incur any amount to

(1) Carry on propaganda, or otherwise attempt to influence legislation (section 4945(e))? ☐ Yes ☒ No

(2) Influence the outcome of any specific public election (see section 4955); or to carry on, directly or indirectly, any voter registration drive? ☐ Yes ☒ No

(3) Provide a grant to an individual for travel, study, or other similar purposes? ☐ Yes ☒ No

(4) Provide a grant to an organization other than a charitable, etc., organization described in section 4945(d)(4)(A)? (see instructions). ☐ Yes ☒ No

(5) Provide for any purpose other than religious, charitable, scientific, literary, or educational purposes, or for the prevention of cruelty to children or animals? ☐ Yes ☒ No

**b** If any answer is "Yes" to 5a(1)-(5), did any of the transactions fail to qualify under the exceptions described in Regulations section 53.4945 or in a current notice regarding disaster assistance (see instructions)? ☐ **5b**

Organizations relying on a current notice regarding disaster assistance check here ☐

**c** If the answer is "Yes" to question 5a(4), does the foundation claim exemption from the tax because it maintained expenditure responsibility for the grant? ☐ Yes ☐ No

If "Yes," attach the statement required by Regulations section 53.4945-5(d)

**6a** Did the foundation, during the year, receive any funds, directly or indirectly, to pay premiums on a personal benefit contract? ☐ Yes ☒ No

**b** Did the foundation, during the year, pay premiums, directly or indirectly, on a personal benefit contract? ☐ **6b** X

If "Yes" to 6b, file Form 8870

**7a** At any time during the tax year, was the foundation a party to a prohibited tax shelter transaction? ☐ Yes ☒ No

**b** If "Yes," did the foundation receive any proceeds or have any net income attributable to the transaction? ☐ **7b**

**Part VIII Information About Officers, Directors, Trustees, Foundation Managers, Highly Paid Employees, and Contractors****1 List all officers, directors, trustees, foundation managers and their compensation (see instructions).**

| (a) Name and address  | (b) Title, and average hours per week devoted to position | (c) Compensation (If not paid, enter -0-) | (d) Contributions to employee benefit plans and deferred compensation | (e) Expense account, other allowances |
|---|---|---|---|---------------------------------------|
| JP MORGAN CHASE BANK, NA<br>10 S DEARBORN ST, IL1-0117, CHICAGO, IL 60603 | TRUSTEE<br>2  | 9,843.                                    | -0-   | -0-                                   |
|   |   |   |   |                                       |
|   |   |   |   |                                       |
|   |   |   |   |                                       |
|   |   |   |   |                                       |

**2 Compensation of five highest-paid employees (other than those included on line 1 - see instructions). If none, enter "NONE."**

| (a) Name and address of each employee paid more than \$50,000 | (b) Title, and average hours per week devoted to position | (c) Compensation | (d) Contributions to employee benefit plans and deferred compensation | (e) Expense account, other allowances |
|---|---|------------------|---|---------------------------------------|
| NONE  |   | NONE             | NONE  | NONE                                  |
|   |   |                  |   |                                       |
|   |   |                  |   |                                       |
|   |   |                  |   |                                       |
|   |   |                  |   |                                       |

Total number of other employees paid over \$50,000 ☐ **NONE**

Form 990-PF (2015)

**Part VIII Information About Officers, Directors, Trustees, Foundation Managers, Highly Paid Employees, and Contractors** *(continued)***3 Five highest-paid independent contractors for professional services (see instructions). If none, enter "NONE."**

| (a) Name and address of each person paid more than \$50,000 | (b) Type of service | (c) Compensation |
|---|---------------------|------------------|
| NONE  |                     | NONE             |
|   |                     |                  |
|   |                     |                  |
|   |                     |                  |
|   |                     |                  |
|   |                     |                  |

**Total number of others receiving over \$50,000 for professional services** . . . . . **NONE**

**Part IX-A Summary of Direct Charitable Activities**

| List the foundation's four largest direct charitable activities during the tax year. Include relevant statistical information such as the number of organizations and other beneficiaries served, conferences convened, research papers produced, etc | Expenses |
|---|----------|
| <b>1</b> NONE   |          |
|   |          |
| <b>2</b>  |          |
|   |          |
| <b>3</b>  |          |
|   |          |
| <b>4</b>  |          |
|   |          |

**Part IX-B Summary of Program-Related Investments** (see instructions)

| Describe the two largest program-related investments made by the foundation during the tax year on lines 1 and 2. | Amount |
|---|--------|
| <b>1</b> NONE   |        |
|   |        |
| <b>2</b>  |        |
|   |        |
| All other program-related investments. See instructions   |        |
| <b>3</b> NONE   |        |
|   |        |
| <b>Total. Add lines 1 through 3</b> . . . . .   |        |

Form **990-PF** (2015)



**Part X Minimum Investment Return** (All domestic foundations must complete this part. Foreign foundations, see instructions.)

|          |   |           |            |
|----------|---|-----------|------------|
| <b>1</b> | Fair market value of assets not used (or held for use) directly in carrying out charitable, etc., purposes:           |           |            |
| <b>a</b> | Average monthly fair market value of securities . . . . .   | <b>1a</b> | 1,156,016. |
| <b>b</b> | Average of monthly cash balances . . . . .  | <b>1b</b> | 55,265.    |
| <b>c</b> | Fair market value of all other assets (see instructions). . . . .   | <b>1c</b> | NONE       |
| <b>d</b> | <b>Total</b> (add lines 1a, b, and c) . . . . .   | <b>1d</b> | 1,211,281. |
| <b>e</b> | Reduction claimed for blockage or other factors reported on lines 1a and 1c (attach detailed explanation) . . . . .   | <b>1e</b> |            |
| <b>2</b> | Acquisition indebtedness applicable to line 1 assets . . . . .  | <b>2</b>  | NONE       |
| <b>3</b> | Subtract line 2 from line 1d . . . . .  | <b>3</b>  | 1,211,281. |
| <b>4</b> | Cash deemed held for charitable activities. Enter 1 1/2% of line 3 (for greater amount, see instructions). . . . .    | <b>4</b>  | 18,169.    |
| <b>5</b> | <b>Net value of noncharitable-use assets.</b> Subtract line 4 from line 3. Enter here and on Part V, line 4 . . . . . | <b>5</b>  | 1,193,112. |
| <b>6</b> | <b>Minimum investment return.</b> Enter 5% of line 5 . . . . .  | <b>6</b>  | 40,043.    |

**Part XI Distributable Amount** (see instructions) (Section 4942(j)(3) and (j)(5) private operating foundations and certain foreign organizations check here ☐ and do not complete this part.)

|           |   |           |         |
|-----------|---|-----------|---------|
| <b>1</b>  | Minimum investment return from Part X, line 6 . . . . .   | <b>1</b>  | 40,043. |
| <b>2a</b> | Tax on investment income for 2015 from Part VI, line 5 . . . . .  | <b>2a</b> | 433.    |
| <b>b</b>  | Income tax for 2015. (This does not include the tax from Part VI.) . . . . .  | <b>2b</b> |         |
| <b>c</b>  | Add lines 2a and 2b . . . . .   | <b>2c</b> | 433.    |
| <b>3</b>  | Distributable amount before adjustments. Subtract line 2c from line 1 . . . . .                                     | <b>3</b>  | 39,610. |
| <b>4</b>  | Recoveries of amounts treated as qualifying distributions . . . . .   | <b>4</b>  | NONE    |
| <b>5</b>  | Add lines 3 and 4 . . . . .   | <b>5</b>  | 39,610. |
| <b>6</b>  | Deduction from distributable amount (see instructions). . . . .   | <b>6</b>  | NONE    |
| <b>7</b>  | <b>Distributable amount</b> as adjusted. Subtract line 6 from line 5. Enter here and on Part XIII, line 1 . . . . . | <b>7</b>  | 39,610. |

**Part XII Qualifying Distributions** (see instructions)

|          |  |           |          |
|----------|--|-----------|----------|
| <b>1</b> | Amounts paid (including administrative expenses) to accomplish charitable, etc., purposes:   |           |          |
| <b>a</b> | Expenses, contributions, gifts, etc. - total from Part I, column (d), line 26 . . . . .  | <b>1a</b> | 100,838. |
| <b>b</b> | Program-related investments - total from Part IX-B . . . . .   | <b>1b</b> |          |
| <b>2</b> | Amounts paid to acquire assets used (or held for use) directly in carrying out charitable, etc., purposes . . . . .  | <b>2</b>  | NONE     |
| <b>3</b> | Amounts set aside for specific charitable projects that satisfy the:   |           |          |
| <b>a</b> | Suitability test (prior IRS approval required) . . . . .   | <b>3a</b> | NONE     |
| <b>b</b> | Cash distribution test (attach the required schedule) . . . . .  | <b>3b</b> | NONE     |
| <b>4</b> | <b>Qualifying distributions.</b> Add lines 1a through 3b. Enter here and on Part V, line 8, and Part XIII, line 4 . . . . .                                    | <b>4</b>  | 100,838. |
| <b>5</b> | Foundations that qualify under section 4940(e) for the reduced rate of tax on net investment income. Enter 1% of Part I, line 27b (see instructions) . . . . . | <b>5</b>  | 433.     |
| <b>6</b> | <b>Adjusted qualifying distributions.</b> Subtract line 5 from line 4 . . . . .  | <b>6</b>  | 100,405. |

**Note.** The amount on line 6 will be used in Part V, column (b), in subsequent years when calculating whether the foundation qualifies for the section 4940(e) reduction of tax in those years.

**Part XIII Undistributed Income** (see instructions)

|   | (a)<br>Corpus | (b)<br>Years prior to 2014 | (c)<br>2014 | (d)<br>2015 |
|---|---------------|----------------------------|-------------|-------------|
| <b>1</b> Distributable amount for 2015 from Part XI, line 7 . . . . .   |               |                            |             | 39,610.     |
| <b>2</b> Undistributed income, if any, as of the end of 2015  |               |                            |             |             |
| <b>a</b> Enter amount for 2014 only. . . . .  |               |                            | 51,868.     |             |
| <b>b</b> Total for prior years 20 <u>13</u> , 20 <u>  </u> , 20 <u>  </u> . . . . .   |               | NONE                       |             |             |
| <b>3</b> Excess distributions carryover, if any, to 2015  |               |                            |             |             |
| <b>a</b> From 2010 . . . . .  | NONE          |                            |             |             |
| <b>b</b> From 2011 . . . . .  | NONE          |                            |             |             |
| <b>c</b> From 2012 . . . . .  | NONE          |                            |             |             |
| <b>d</b> From 2013 . . . . .  | NONE          |                            |             |             |
| <b>e</b> From 2014 . . . . .  | NONE          |                            |             |             |
| <b>f</b> Total of lines 3a through e . . . . .  | NONE          |                            |             |             |
| <b>4</b> Qualifying distributions for 2015 from Part XII, line 4 ▶ \$ <u>100,838.</u>   |               |                            |             |             |
| <b>a</b> Applied to 2014, but not more than line 2a . . . . .   |               |                            | 51,868.     |             |
| <b>b</b> Applied to undistributed income of prior years (Election required - see instructions) . . . . .  |               | NONE                       |             |             |
| <b>c</b> Treated as distributions out of corpus (Election required - see instructions) . . . . .  | NONE          |                            |             |             |
| <b>d</b> Applied to 2015 distributable amount . . . . .   |               |                            |             | 39,610.     |
| <b>e</b> Remaining amount distributed out of corpus . . . . .   | 9,360.        |                            |             |             |
| <b>5</b> Excess distributions carryover applied to 2015 . (If an amount appears in column (d), the same amount must be shown in column (a).)  | NONE          |                            |             | NONE        |
| <b>6</b> Enter the net total of each column as indicated below:   |               |                            |             |             |
| <b>a</b> Corpus. Add lines 3f, 4c, and 4e. Subtract line 5 . . . . .  | 9,360.        |                            |             |             |
| <b>b</b> Prior years' undistributed income. Subtract line 4b from line 2b. . . . .  |               | NONE                       |             |             |
| <b>c</b> Enter the amount of prior years' undistributed income for which a notice of deficiency has been issued, or on which the section 4942(a) tax has been previously assessed . . . . . |               | NONE                       |             |             |
| <b>d</b> Subtract line 6c from line 6b. Taxable amount - see instructions . . . . .   |               | NONE                       |             |             |
| <b>e</b> Undistributed income for 2014. Subtract line 4a from line 2a. Taxable amount - see instructions . . . . .  |               |                            |             |             |
| <b>f</b> Undistributed income for 2015. Subtract lines 4d and 5 from line 1. This amount must be distributed in 2016. . . . .   |               |                            |             | NONE        |
| <b>7</b> Amounts treated as distributions out of corpus to satisfy requirements imposed by section 170(b)(1)(F) or 4942(g)(3) (Election may be required - see instructions) . . . . .       | NONE          |                            |             |             |
| <b>8</b> Excess distributions carryover from 2010 not applied on line 5 or line 7 (see instructions) . . . . .  | NONE          |                            |             |             |
| <b>9</b> Excess distributions carryover to 2016. Subtract lines 7 and 8 from line 6a . . . . .  | 9,360.        |                            |             |             |
| <b>10</b> Analysis of line 9  |               |                            |             |             |
| <b>a</b> Excess from 2011 . . . . .   | NONE          |                            |             |             |
| <b>b</b> Excess from 2012 . . . . .   | NONE          |                            |             |             |
| <b>c</b> Excess from 2013 . . . . .   | NONE          |                            |             |             |
| <b>d</b> Excess from 2014 . . . . .   | NONE          |                            |             |             |
| <b>e</b> Excess from 2015 . . . . .   | 9,360.        |                            |             |             |



**Part XV** Supplementary Information (continued)**3 Grants and Contributions Paid During the Year or Approved for Future Payment**

| Recipient<br>Name and address (home or business)                                 | If recipient is an individual,<br>show any relationship to<br>any foundation manager<br>or substantial contributor | Foundation<br>status of<br>recipient | Purpose of grant or<br>contribution | Amount         |
|--|--|--------------------------------------|-------------------------------------|----------------|
| <b>a Paid during the year</b>  |  |                                      |                                     |                |
| LICKING COUNTY FOUNDATION<br>30 N 2ND ST NEWARK OH 43055                         | NONE   | PC                                   | GENERAL                             | 25,000.        |
| THE WORKS OHIO CENTER OF HISTORY ART AND TECH<br>55 S 1ST STREET NEWARK OH 43055 | NONE   | PC                                   | GENERAL                             | 20,000.        |
| TRINITY EPISCOPAL CHURCH<br>316 ADAMS ST TOLEDO OH 43604                         | NONE   | PC                                   | GENERAL                             | 20,000.        |
| WEATHERVANE PLAYHOUSE<br>1301 WEATHERVANE LN AKRON OH 44313                      | NONE   | PC                                   | GENERAL                             | 11,868.        |
| NEWARK DEVELOPMENT PARTNERS<br>. NEWARK OH 43055                                 | NONE   | PC                                   | GENERAL                             | 10,000.        |
| NEWARK ROTARY CLUB FOUNDATION<br>1431 MEGGIN MELANNE LANE NEWARK OH 43055        | NONE   | PC                                   | GENERAL                             | 10,000.        |
| <b>Total</b> . . . . .   |  |                                      | <b>3a</b>                           | <b>96,868.</b> |
| <b>b Approved for future payment</b>   |  |                                      |                                     |                |
| <b>Total</b> . . . . .   |  |                                      | <b>3b</b>                           |                |

## Part XVI-A Analysis of Income-Producing Activities

**Enter gross amounts unless otherwise indicated.**

| Enter gross amounts unless otherwise indicated.                   |                      | Unrelated business income |                       | Excluded by section 512, 513, or 514 |  | (e)<br>Related or exempt<br>function income<br>(See instructions.) |
|---|----------------------|---------------------------|-----------------------|--------------------------------------|--|--|
|   | (a)<br>Business code | (b)<br>Amount             | (c)<br>Exclusion code | (d)<br>Amount                        |  |  |
| <b>1</b> Program service revenue:                                 |                      |                           |                       |                                      |  |  |
| <b>a</b> _____  |                      |                           |                       |                                      |  |  |
| <b>b</b> _____  |                      |                           |                       |                                      |  |  |
| <b>c</b> _____  |                      |                           |                       |                                      |  |  |
| <b>d</b> _____  |                      |                           |                       |                                      |  |  |
| <b>e</b> _____  |                      |                           |                       |                                      |  |  |
| <b>f</b> _____  |                      |                           |                       |                                      |  |  |
| <b>g</b> Fees and contracts from government agencies              |                      |                           |                       |                                      |  |  |
| <b>2</b> Membership dues and assessments . . . . .                |                      |                           |                       |                                      |  |  |
| <b>3</b> Interest on savings and temporary cash investments .     |                      |                           |                       |                                      |  |  |
| <b>4</b> Dividends and interest from securities . . . . .         |                      |                           | 14                    | 21,609.                              |  |  |
| <b>5</b> Net rental income or (loss) from real estate:            |                      |                           |                       |                                      |  |  |
| <b>a</b> Debt-financed property . . . . .                         |                      |                           |                       |                                      |  |  |
| <b>b</b> Not debt-financed property . . . . .                     |                      |                           |                       |                                      |  |  |
| <b>6</b> Net rental income or (loss) from personal property .     |                      |                           |                       |                                      |  |  |
| <b>7</b> Other investment income . . . . .                        |                      |                           |                       |                                      |  |  |
| <b>8</b> Gain or (loss) from sales of assets other than inventory |                      |                           | 18                    | 28,057.                              |  |  |
| <b>9</b> Net income or (loss) from special events . . . .         |                      |                           |                       |                                      |  |  |
| <b>10</b> Gross profit or (loss) from sales of inventory . .      |                      |                           |                       |                                      |  |  |
| <b>11</b> Other revenue <b>a</b> _____                            |                      |                           |                       |                                      |  |  |
| <b>b</b> <u>FEDERAL TAX REFUND</u>                                |                      |                           | 14                    | 400.                                 |  |  |
| <b>c</b> <u>DEFERRED REVENUE</u>                                  |                      |                           | 14                    | -1,665.                              |  |  |
| <b>d</b> _____  |                      |                           |                       |                                      |  |  |
| <b>e</b> _____  |                      |                           |                       |                                      |  |  |
| <b>12</b> Subtotal. Add columns (b), (d), and (e) . . . . .       |                      |                           |                       | 48,401.                              |  |  |
| <b>13 Total.</b> Add line 12, columns (b), (d), and (e) . . . . . |                      |                           |                       | 48,401.                              |  |  |

## Part XVI-B Relationship of Activities to the Accomplishment of Exempt Purposes

[illegible]

**Part XVII Information Regarding Transfers To and Transactions and Relationships With Noncharitable Exempt Organizations**


- | 1 Did the organization directly or indirectly engage in any of the following with any other organization described in section 501(c) of the Code (other than section 501(c)(3) organizations) or in section 527, relating to political organizations?   |       | Yes | No |
|---|-------|-----|----|
| <b>a</b> Transfers from the reporting foundation to a noncharitable exempt organization of:   |       |     |    |
| (1) Cash  | 1a(1) |     | X  |
| (2) Other assets  | 1a(2) |     | X  |
| <b>b</b> Other transactions:  |       |     |    |
| (1) Sales of assets to a noncharitable exempt organization  | 1b(1) |     | X  |
| (2) Purchases of assets from a noncharitable exempt organization  | 1b(2) |     | X  |
| (3) Rental of facilities, equipment, or other assets  | 1b(3) |     | X  |
| (4) Reimbursement arrangements  | 1b(4) |     | X  |
| (5) Loans or loan guarantees  | 1b(5) |     | X  |
| (6) Performance of services or membership or fundraising solicitations  | 1b(6) |     | X  |
| <b>c</b> Sharing of facilities, equipment, mailing lists, other assets, or paid employees   | 1c    |     | X  |
| <b>d</b> If the answer to any of the above is "Yes," complete the following schedule. Column (b) should always show the fair market value of the goods, other assets, or services given by the reporting foundation. If the foundation received less than fair market value in any transaction or sharing arrangement, show in column (d) the value of the goods, other assets, or services received. |       |     |    |

[illegible]

- 2a** Is the foundation directly or indirectly affiliated with, or related to, one or more tax-exempt organizations described in section 501(c) of the Code (other than section 501(c)(3)) or in section 527? . . . . . ☐ Yes ☒ No
- b** If "Yes," complete the following schedule.

| (a) Name of organization | (b) Type of organization | (c) Description of relationship |
|--------------------------|--------------------------|---------------------------------|
|                          |                          |                                 |
|                          |                          |                                 |
|                          |                          |                                 |
|                          |                          |                                 |
|                          |                          |                                 |

Under penalties of perjury, I declare that I have examined this return, including accompanying schedules and statements, and to the best of my knowledge and belief, it is true, correct, and complete. Declaration of preparer (other than taxpayer) is based on all information of which preparer has any knowledge.

**Sign Here** Kristen Baxter | 11/12/2016 

Signature of officer or trustee Date Title

May the IRS discuss this return with the preparer shown below (see instructions)? ☒ Yes ☐ No

|                               |   |  |  |  |                           |   |                          |
|-------------------------------|---|--|--|--|---------------------------|---|--------------------------|
| <b>Paid Preparer Use Only</b> | Print/Type preparer's name<br><b>CHRISTOPHER CHIZMAR</b>          |  | Preparer's signature<br><i>Christopher S Chizmar</i> |  | Date<br><b>11/12/2016</b> | Check <input type="checkbox"/> if self-employed | PTIN<br><b>P01220103</b> |
|                               | Firm's name ▶ <b>DELOITTE TAX LLP</b>                             |  |  |  |                           | Firm's EIN ▶ <b>86-1065772</b>                  |                          |
|                               | Firm's address ▶ <b>127 PUBLIC SQUARE<br/>CLEVELAND, OH 44114</b> |  |  |  |                           | Phone no. <b>216-589-5461</b>                   |                          |

FORM 990PF, PART I - OTHER INCOME  
=====

| DESCRIPTION<br>----- | REVENUE<br>AND<br>EXPENSES<br>PER BOOKS<br>----- |
|----------------------|--|
| FEDERAL TAX REFUND   | 400.   |
| DEFERRED REVENUE     | -1,665.  |
|                      | -----  |
| TOTALS               | -1,265.  |
|                      | =====  |

CECIL MAUGER CHARITABLE TRUST R58333007

31-6313464

FORM 990PF, PART I - TAXES

=====

| DESCRIPTION<br>-----           | REVENUE<br>AND<br>EXPENSES<br>PER BOOKS<br>----- | NET<br>INVESTMENT<br>INCOME<br>----- |
|--------------------------------|--|--------------------------------------|
| FEDERAL ESTIMATES - INCOME     | 500.   |                                      |
| FOREIGN TAXES ON QUALIFIED FOR | 334.   | 334.                                 |
| FOREIGN TAXES ON NONQUALIFIED  | 92.  | 92.                                  |
|                                | -----  | -----                                |
| TOTALS                         | 926.   | 426.                                 |
|                                | =====  | =====                                |



CECIL MAUGER CHARITABLE TRUST R58333007

31-6313464

FORM 990PF, PART I - OTHER EXPENSES

=====

| DESCRIPTION<br>-----           | REVENUE<br>AND<br>EXPENSES<br>PER BOOKS<br>----- | CHARITABLE<br>PURPOSES<br>----- |
|--------------------------------|--|---------------------------------|
| OTHER ALLOCABLE EXPENSE-PRINCI | 33.  | 33.                             |
| TOTALS                         | -----<br>33.<br>=====                            | -----<br>33.<br>=====           |



MAUGER CECIL CHARITABLE TRUST ACCT R58333007  
For the Period 10/1/15 to 12/31/15

## Account Summary

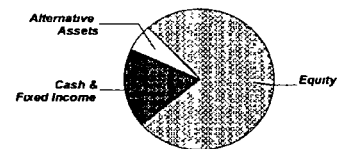
### PRINCIPAL

| Asset Allocation    | Beginning Market Value | Ending Market Value   | Change In Value    | Estimated Annual Income | Current Allocation |
|---------------------|------------------------|-----------------------|--------------------|-------------------------|--------------------|
| Equity              | 861,785.88             | 881,963.89            | 20,178.01          | 15,998.96               | 76%                |
| Alternative Assets  | 106,786.49             | 70,451.85             | (36,334.64)        | 1,536.51                | 6%                 |
| Cash & Fixed Income | 165,590.65             | 211,123.19            | 45,532.54          | 3,629.89                | 18%                |
| <b>Market Value</b> | <b>\$1,134,163.02</b>  | <b>\$1,163,538.93</b> | <b>\$29,375.91</b> | <b>\$21,165.36</b>      | <b>100%</b>        |

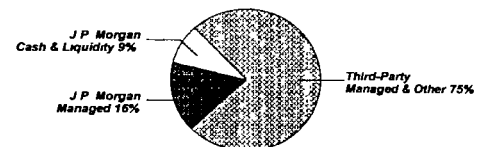
### INCOME

| Cash Position       | Beginning Market Value | Ending Market Value | Change In Value    |
|---------------------|------------------------|---------------------|--------------------|
| Cash Balance        | 231.11                 | 11,396.54           | 11,165.43          |
| Accruals            | 1,395.80               | 1,417.51            | 21.71              |
| <b>Market Value</b> | <b>\$1,626.91</b>      | <b>\$12,814.05</b>  | <b>\$11,187.14</b> |

### Asset Allocation



### Manager Allocation \*



\* **J.P. Morgan Managed** includes mutual funds, other registered funds and hedge funds managed by J.P. Morgan and structured products issued by J.P. Morgan. **Third-Party Managed & Other** includes mutual funds, exchange traded funds, hedge funds, and separately managed accounts managed by parties other than J.P. Morgan, separately managed accounts managed by J.P. Morgan where a party other than J.P. Morgan is the appointed investment advisor, structured products and exchange traded notes issued by parties other than J.P. Morgan, investment conduits investing in non-J.P. Morgan managed hedge funds, where J.P. Morgan is solely administrator to the conduit, and other investments not managed or issued by J.P. Morgan. **J.P. Morgan Cash & Liquidity Funds** includes cash, J.P. Morgan deposit sweeps and J.P. Morgan money market mutual funds. See important information about investment principles and conflicts in the disclosures section.



MAUGER CECIL CHARITABLE TRUST ACCT R58333007  
For the Period 10/1/15 to 12/31/15

## Account Summary CONTINUED

|                            | PRINCIPAL               |                       |
|----------------------------|-------------------------|-----------------------|
| Portfolio Activity         | Current<br>Period Value | Year-to-Date<br>Value |
| Beginning Market Value     | 1,134,163.02            | 1,304,971.60          |
| Additions                  |                         | 800.00                |
| Withdrawals & Fees         | (445.84)                | (100,676.93)          |
| Net Additions/Withdrawals  | (\$445.84)              | (\$99,876.93)         |
| Income                     |                         |                       |
| Change In Investment Value | 29,821.75               | (41,555.74)           |
| Ending Market Value        | \$1,163,538.93          | \$1,163,538.93        |
| Accruals                   | --                      | --                    |
| Market Value with Accruals | --                      | --                    |

| Tax Summary                      | Current<br>Period Value | Year-to-Date<br>Value |
|----------------------------------|-------------------------|-----------------------|
| Domestic Dividends/Distributions | 14,215.42               | 23,685.37             |
| Interest Income                  | 5.60                    | 14.09                 |
| Taxable Income                   | \$14,221.02             | \$23,699.46           |

|  | INCOME                  |                       |
|--|-------------------------|-----------------------|
|  | Current<br>Period Value | Year-to-Date<br>Value |
|  | 231.11                  | 6,706.75              |
|  | 445.84                  | 100,276.93            |
|  | (3,501.43)              | (119,286.60)          |
|  | (\$3,055.59)            | (\$19,009.67)         |
|  | 14,221.02               | 23,699.46             |
|  | \$11,396.54             | \$11,396.54           |
|  | 1,417.51                | 1,417.51              |
|  | \$12,814.05             | \$12,814.05           |

|                               | Current<br>Period Value | Year-to-Date<br>Value |
|-------------------------------|-------------------------|-----------------------|
| LT Capital Gain Distributions | 14,092.11               | 16,135.35             |
| ST Realized Gain/Loss         | (3,339.08)              | (9,658.02)            |
| LT Realized Gain/Loss         | 39.57                   | 22,401.25             |
| Realized Gain/Loss            | \$10,792.60             | \$28,878.58           |

|                      | To-Date Value |
|----------------------|---------------|
| Unrealized Gain/Loss | \$169,317.45  |



MAUGER CECIL CHARITABLE TRUST ACCT R58333007  
For the Period 10/1/15 to 12/31/15

## Account Summary CONTINUED

| <b>Cost Summary</b> | <b>Cost</b>         |
|---------------------|---------------------|
| Equity              | 706,752 64          |
| Cash & Fixed Income | 213,173 16          |
| <b>Total</b>        | <b>\$919,925 80</b> |



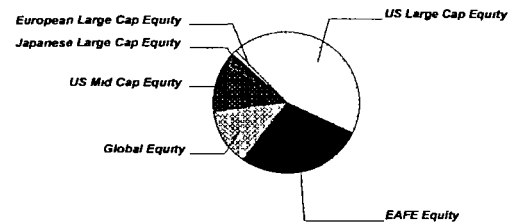
MAUGER CECIL CHARITABLE TRUST ACCT R58333007  
For the Period 10/1/15 to 12/31/15

## Equity Summary

| Asset Categories          | Beginning<br>Market Value | Ending<br>Market Value | Change<br>In Value | Current<br>Allocation |
|---------------------------|---------------------------|------------------------|--------------------|-----------------------|
| US Large Cap Equity       | 384,039.92                | 401,866.17             | 17,826.25          | 34%                   |
| US Mid Cap Equity         | 89,979.20                 | 87,996.31              | (1,982.89)         | 8%                    |
| EAFE Equity               | 243,319.21                | 244,225.94             | 906.73             | 21%                   |
| European Large Cap Equity | 10,967.14                 | 11,123.24              | 156.10             | 1%                    |
| Japanese Large Cap Equity | 21,462.29                 | 21,036.92              | (425.37)           | 2%                    |
| Global Equity             | 112,018.12                | 115,715.31             | 3,697.19           | 10%                   |
| <b>Total Value</b>        | <b>\$861,785.88</b>       | <b>\$881,963.89</b>    | <b>\$20,178.01</b> | <b>76%</b>            |

| Market Value/Cost       | Current<br>Period Value |
|-------------------------|-------------------------|
| Market Value            | 881,963.89              |
| Tax Cost                | 706,752.64              |
| Unrealized Gain/Loss    | 175,211.25              |
| Estimated Annual Income | 15,998.96               |
| Accrued Dividends       | 1,417.51                |
| Yield                   | 1.81%                   |

### Asset Categories



Equity as a percentage of your portfolio - 76 %

## Equity Detail

J.P.Morgan



MAUGER CECIL CHARITABLE TRUST ACCT R58333007  
For the Period 10/1/15 to 12/31/15

|   | Price  | Quantity  | Value               | Adjusted Tax Cost<br>Original Cost | Unrealized<br>Gain/Loss | Est Annual Inc<br>Accrued Div    | Yield        |
|---|--------|-----------|---------------------|------------------------------------|-------------------------|----------------------------------|--------------|
| <b>US Large Cap Equity</b>  |        |           |                     |                                    |                         |                                  |              |
| HARTFORD CAPITAL APPREC-I<br>416649-30-9 ITHI X                   | 34.37  | 731,247   | 25,132.96           | 16,365.31                          | 8,767.65                | 170.38                           | 0.68%        |
| JPM TAX AWARE EQ FD - INSTL<br>FUND 1236<br>4812A1-65-4 JPDE X    | 28.09  | 542,183   | 15,229.92           | 6,548.05                           | 8,681.87                | 169.16                           | 1.11%        |
| NEUBERGER BER MU/C OPP-INS<br>64122Q-30-9 NMUL X                  | 15.04  | 4,431,945 | 66,656.45           | 45,406.29                          | 21,250.16               | 602.74                           | 0.90%        |
| PRIMECAP ODYSSEY STOCK FD<br>74160Q-30-1 POSK X                   | 23.61  | 2,385,385 | 56,318.94           | 35,557.46                          | 20,761.48               | 579.64                           | 1.03%        |
| SPDR S&P 500 ETF TRUST<br>78462F-10-3 SPY                         | 203.87 | 1,170,000 | 238,527.90          | 177,915.31                         | 60,612.59               | 4,921.02<br>1,417.51             | 2.06%        |
| <b>Total US Large Cap Equity</b>                                  |        |           | <b>\$401,866.17</b> | <b>\$281,792.42</b>                | <b>\$120,073.75</b>     | <b>\$6,442.94<br/>\$1,417.51</b> | <b>1.60%</b> |
| <b>US Mid Cap Equity</b>  |        |           |                     |                                    |                         |                                  |              |
| ASTON/FAIRPOINTE MID CAP-I<br>00078H-15-8 ABMI X                  | 35.10  | 911,077   | 31,978.80           | 27,333.91                          | 4,644.89                | 58.30                            | 0.18%        |
| ISHARES RUSSELL MIDCAP INDEX FUND<br>464287-49-9 IWR              | 160.18 | 167,000   | 26,750.06           | 10,141.91                          | 16,608.15               | 425.68                           | 1.59%        |
| ISHARES CORE S&P MIDCAP ETF<br>464287-50-7 IJH                    | 139.32 | 100,000   | 13,932.00           | 10,783.90                          | 3,148.10                | 217.50                           | 1.56%        |
| JPM MKT EXP ENH INDEX FD - SEL<br>FUND 3708<br>4812C1-63-7 PGMI X | 10.19  | 1,504,951 | 15,335.45           | 9,661.78                           | 5,673.67                | 183.60                           | 1.20%        |
| <b>Total US Mid Cap Equity</b>                                    |        |           | <b>\$87,996.31</b>  | <b>\$57,921.50</b>                 | <b>\$30,074.81</b>      | <b>\$885.08</b>                  | <b>1.00%</b> |



MAUGER CECIL CHARITABLE TRUST ACCT R58333007  
For the Period 10/1/15 to 12/31/15

|  | Price | Quantity  | Value               | Adjusted Tax Cost<br>Original Cost | Unrealized<br>Gain/Loss | Est Annual Inc<br>Accrued Div | Yield         |
|--|-------|-----------|---------------------|------------------------------------|-------------------------|-------------------------------|---------------|
| <b>EAFE Equity</b>                                 |       |           |                     |                                    |                         |                               |               |
| ARTISAN INTL VALUE FD-ADV<br>04314H-66-7 APDK X    | 31 70 | 1,762 976 | 55,886 34           | 43,374 67                          | 12,511 67               |                               |               |
| CAPITAL GR NON US EQUITY<br>14042Y-60-1 CNUS X     | 11 18 | 1,325 606 | 14,820 28           | 15,761 46                          | (941 18)                | 176 30                        | 1 19 %        |
| DEUTSCHE X-TRACKERS MSCI EAF<br>233051-20-0 DBEF   | 27 16 | 875 000   | 23,765 00           | 26,622 57                          | (2,857 57)              | 774 37                        | 3 26 %        |
| DODGE & COX INTL STOCK FD<br>256206-10-3 DODF X    | 36 48 | 1,567 710 | 57,190 06           | 51,640 24                          | 5,549 82                | 1,316 87                      | 2 30 %        |
| ISHARES MSCI EAFE INDEX FUND<br>464287-46-5 EFA    | 58 72 | 799 000   | 46,917 28           | 52,184 24                          | (5,266 96)              | 1,294 38                      | 2 76 %        |
| MFS INTL VALUE-I<br>55273E-82-2 MINI X             | 35 72 | 1,277 911 | 45,646 98           | 32,999 20                          | 12,647 78               | 681 12                        | 1 49 %        |
| <b>Total EAFE Equity</b>                           |       |           | <b>\$244,225 94</b> | <b>\$222,582 38</b>                | <b>\$21,643.56</b>      | <b>\$4,243.04</b>             | <b>1 74 %</b> |
| <b>European Large Cap Equity</b>                   |       |           |                     |                                    |                         |                               |               |
| VANGUARD FTSE EUROPE ETF<br>922042-87-4 VGK        | 49 88 | 223 000   | 11,123 24           | 12,250 50                          | (1,127 26)              | 361 70                        | 3 25 %        |
| <b>Japanese Large Cap Equity</b>                   |       |           |                     |                                    |                         |                               |               |
| BROWN ADV JAPAN ALPHA OPP-IS<br>115233-57-9 BAFJ X | 10 88 | 1,933 540 | 21,036 92           | 22,084 40                          | (1,047 48)              | 1,834 92                      | 8 72 %        |



MAUGER CECIL CHARITABLE TRUST ACCT R58333007  
For the Period 10/1/15 to 12/31/15

|  | Pnce  | Quantity  | Value      | Adjusted Tax Cost<br>Original Cost | Unrealized<br>Gain/Loss | Est. Annual Inc<br>Accrued Div | Yield |
|--|-------|-----------|------------|------------------------------------|-------------------------|--------------------------------|-------|
| <b>Global Equity</b>   |       |           |            |                                    |                         |                                |       |
| JPM GLBL RES ENH INDEX FD - SEL<br>FUND 3457<br>46637K-51-3 JEIT X | 17.84 | 6,486,284 | 115,715.31 | 110,121.44                         | 5,593.87                | 2,231.28                       | 1.93% |





MAUGER CECIL CHARITABLE TRUST ACCT R58333007  
For the Period 10/1/15 to 12/31/15

## Alternative Assets Summary

| Asset Categories   | Beginning<br>Estimated Value | Ending<br>Estimated Value | Change<br>In Value   | Current<br>Allocation |
|--------------------|------------------------------|---------------------------|----------------------|-----------------------|
| Hedge Funds        | 83,631.55                    | 70,451.85                 | (13,179.70)          | 6%                    |
| Hard Assets        | 23,154.94                    | 0.00                      | (23,154.94)          |                       |
| <b>Total Value</b> | <b>\$106,786.49</b>          | <b>\$70,451.85</b>        | <b>(\$36,334.64)</b> | <b>6%</b>             |

## Alternative Assets Detail

|   | Price | Quantity  | Estimated<br>Value | Cost               |
|---|-------|-----------|--------------------|--------------------|
| <b>Hedge Funds</b>  |       |           |                    |                    |
| <b>EATON VANCE GLOBAL MACRO-I</b><br>277923-72-8 EIGM X   | 9.05  | 1,287.237 | 11,649.49          | 12,561.47          |
| <b>GATEWAY FD-Y</b><br>367829-88-4 GTEY X                 | 29.71 | 617.755   | 18,353.50          | 17,357.85          |
| <b>GOLDMAN SACHS STRAT INC-INST</b><br>38145C-64-6 GSZI X | 9.62  | 1,196.514 | 11,510.46          | 12,771.81          |
| <b>GOTHAM ABSOLUTE RETURN-INS</b><br>360873-13-7 GARI X   | 12.31 | 1,420.826 | 17,490.37          | 18,357.07          |
| <b>INV BALANCED-RISK ALLOC-Y</b><br>00141V-69-7 ABRY X    | 10.37 | 1,103.957 | 11,448.03          | 13,247.48          |
| <b>Total Hedge Funds</b>                                  |       |           | <b>\$70,451.85</b> | <b>\$74,295.68</b> |



MAUGER CECIL CHARITABLE TRUST ACCT R58333007  
For the Period 10/1/15 to 12/31/15

## Cash & Fixed Income Summary

| Asset Categories    | Beginning Market Value | Ending Market Value | Change In Value    | Current Allocation |
|---------------------|------------------------|---------------------|--------------------|--------------------|
| Cash                | 66,943.01              | 102,710.67          | 35,767.66          | 9%                 |
| US Fixed Income     | 87,396.49              | 97,518.89           | 10,122.40          | 8%                 |
| Global Fixed Income | 11,251.15              | 10,893.63           | (357.52)           | 1%                 |
| <b>Total Value</b>  | <b>\$165,590.65</b>    | <b>\$211,123.19</b> | <b>\$45,532.54</b> | <b>18%</b>         |

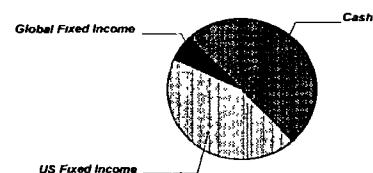
| Market Value/Cost       | Current Period Value |
|-------------------------|----------------------|
| Market Value            | 211,123.19           |
| Tax Cost                | 213,173.16           |
| Unrealized Gain/Loss    | (2,049.97)           |
| Estimated Annual Income | 3,629.89             |
| Yield                   | 1.71%                |

### SUMMARY BY MATURITY

| Cash & Fixed Income     | Market Value | % of Bond Portfolio |
|-------------------------|--------------|---------------------|
| 0-6 months <sup>1</sup> | 211,123.19   | 100%                |

<sup>1</sup> The years indicate the number of years until the bond is scheduled to mature based on the statement end date. Some bonds may be called, or paid in full, before their stated maturity.

### Asset Categories



Cash & Fixed Income as a percentage of your portfolio - 18 %

### SUMMARY BY TYPE

| Cash & Fixed Income | Market Value        | % of Bond Portfolio |
|---------------------|---------------------|---------------------|
| Cash                | 102,710.67          | 48%                 |
| Mutual Funds        | 108,412.52          | 52%                 |
| <b>Total Value</b>  | <b>\$211,123.19</b> | <b>100%</b>         |



MAUGER CECIL CHARITABLE TRUST ACCT R58333007  
For the Period 10/1/15 to 12/31/15

Note <sup>1</sup> This is the Annual Percentage Yield (APY) which is the rate earned if balances remain on deposit for a full year with compounding, there is no change in the interest rate and all interest is left in the account

## Cash & Fixed Income Detail

|   | Pnce  | Quantity   | Value       | Adjusted Tax Cost<br>Original Cost | Unrealized<br>Gain/Loss | Est Annual Income<br>Accrued Interest | Yield               |
|---|-------|------------|-------------|------------------------------------|-------------------------|---------------------------------------|---------------------|
| <b>Cash</b>   |       |            |             |                                    |                         |                                       |                     |
| US DOLLAR PRINCIPAL   | 1 00  | 102,710 67 | 102,710 67  | 102,710 67                         |                         | 30 81                                 | 0 03 % <sup>1</sup> |
| <b>US Fixed Income</b>                                      |       |            |             |                                    |                         |                                       |                     |
| JPM STRAT INC OPP FD - SEL<br>FUND 3844<br>4812A4-35-1      | 11 09 | 1,071 61   | 11,884 15   | 12,452 11                          | (567 96)                | 408 28                                | 3 44 %              |
| JPM CORE BD FD - SEL<br>FUND 3720<br>4812C0-38-1            | 11 54 | 3,351 73   | 38,678 99   | 37,773 13                          | 905 86                  | 904 96                                | 2 34 %              |
| BLACKROCK HIGH YIELD PT-BLAC<br>091929-68-7                 | 7 13  | 1,596 43   | 11,382 51   | 12,452 11                          | (1,069 60)              | 662 51                                | 5 82 %              |
| DOUBLELINE TOTL RET BND-I<br>258620-10-3                    | 10 78 | 2,198 32   | 23,697 90   | 24,517 44                          | (819 54)                | 984 84                                | 4 16 %              |
| VANGUARD TOTAL BOND MARKET INDEX<br>FUND-ADM<br>921937-60-3 | 10 64 | 1,116 10   | 11,875 34   | 11,953 46                          | (78 12)                 | 294 65                                | 2 48 %              |
| Total US Fixed Income                                       |       |            | \$97,518 89 | \$99,148.25                        | (\$1,629 36)            | \$3,255 24                            | 3 34 %              |



MAUGER CECIL CHARITABLE TRUST ACCT R58333007  
For the Period 10/1/15 to 12/31/15

|  | Pnce  | Quantity | Value     | Adjusted Tax Cost<br>Original Cost | Unrealized<br>Gain/Loss | Est Annual Income<br>Accrued Interest | Yield  |
|--|-------|----------|-----------|------------------------------------|-------------------------|---------------------------------------|--------|
| <b>Global Fixed Income</b>               |       |          |           |                                    |                         |                                       |        |
| JOHN HANCOCK II-STR INC-I<br>47804A-13-0 | 10 36 | 1,051 51 | 10,893 63 | 11,314 24                          | (420 61)                | 343 84                                | 3 16 % |