



See a Social Security Number? Say Something!
Report Privacy Problems to <https://public.resource.org/privacy>
Or call the IRS Identity Theft Hotline at 1-800-908-4490



Form **990-PF**

Return of Private Foundation

OMB No 1545-0052

2015

Department of the Treasury
Internal Revenue Service

or Section 4947(a)(1) Trust Treated as Private Foundation
Do not enter social security numbers on this form as it may be made public.

Information about Form 990-PF and its separate instructions is at www.irs.gov/form990pf

Open to Public Inspection

For calendar year **2015** or tax year beginning , **2015**, and ending , **20**

Name of foundation
ROSE L. FINDEISS TR R58043002

Number and street (or P O box number if mail is not delivered to street address) Room/suite
10 S DEARBORN IL1-0117

City or town, state or province, country, and ZIP or foreign postal code
CHICAGO, IL 60603

A Employer identification number
31-6057467

B Telephone number (see instructions)
866-888-5157

C If exemption application is pending, check here

D 1 Foreign organizations, check here
2 Foreign organizations meeting the 85% test, check here and attach computation

E If private foundation status was terminated under section 507(b)(1)(A), check here

F If the foundation is in a 60-month termination under section 507(b)(1)(B), check here

G Check all that apply.

<input type="checkbox"/> Initial return	<input type="checkbox"/> Initial return of a former public charity
<input type="checkbox"/> Final return	<input type="checkbox"/> Amended return
<input type="checkbox"/> Address change	<input type="checkbox"/> Name change

H Check type of organization Section 501(c)(3) exempt private foundation
 Section 4947(a)(1) nonexempt charitable trust Other taxable private foundation

I Fair market value of all assets at end of year (from Part II, col. (c), line 16) ▶ \$ **2,030,941.** **J** Accounting method: Cash Accrual
 Other (specify) _____
(Part I, column (d) must be on cash basis)

Part I Analysis of Revenue and Expenses (The total of amounts in columns (b), (c), and (d) may not necessarily equal the amounts in column (a) (see instructions))		(a) Revenue and expenses per books	(b) Net investment income	(c) Adjusted net income	(d) Disbursements for charitable purposes (cash basis only)
Revenue	1 Contributions, gifts, grants, etc., received (attach schedule)				
	2 Check <input checked="" type="checkbox"/> if the foundation is not required to attach Sch. B.				
	3 Interest on savings and temporary cash investments				
	4 Dividends and interest from securities	42,722.	42,568.		
	5a Gross rents				
	b Net rental income or (loss)				
	6a Net gain or (loss) from sale of assets not on line 10	26,542.			
	b Gross sales price for all assets on line 6a	713,969.			
	7 Capital gain net income (from Part IV, line 2)		26,542.		
	8 Net short-term capital gain				
	9 Income modifications				
	10a Gross sales less returns and allowances				
b Less Cost of goods sold					
c Gross profit or (loss) (attach schedule)					
11 Other income (attach schedule)	2,162.			STMT 1	
12 Total. Add lines 1 through 11	71,426.	69,110.			
Operating and Administrative Expenses	13 Compensation of officers, directors, trustees, etc.	21,402.	12,841.		8,561.
	14 Other employee salaries and wages		NONE	NONE	
	15 Pension plans, employee benefits		NONE	NONE	
	16a Legal fees (attach schedule)				
	b Accounting fees (attach schedule)				
	c Other professional fees (attach schedule)				
	17 Interest				
	18 Taxes (attach schedule) (see instructions)	1,264.	464.		
	19 Depreciation (attach schedule) and depletion				
	20 Occupancy				
	21 Travel, conferences, and meetings			NONE	NONE
	22 Printing and publications			NONE	NONE
	23 Other expenses (attach schedule) STMT 13	200.			200.
	24 Total operating and administrative expenses. Add lines 13 through 23.	22,866.	13,305.	NONE	8,761.
25 Contributions, gifts, grants paid	148,944.			148,944.	
26 Total expenses and disbursements. Add lines 24 and 25	171,810.	13,305.	NONE	157,705.	
27 Subtract line 26 from line 12					
a Excess of revenue over expenses and disbursements	-100,384.				
b Net investment income (if negative, enter -0-)		55,805.			
c Adjusted net income (if negative, enter -0-)					

91020 MAY 06 2016 3:07PM

RECEIVED
MAY 10 2016
CODDEN UT

Part II Balance Sheets		Attached schedules and amounts in the description column should be for end-of-year amounts only. (See instructions.)			
		Beginning of year	End of year		
		(a) Book Value	(b) Book Value	(c) Fair Market Value	
Assets	1	Cash - non-interest-bearing	16,579.	13,587.	13,587.
	2	Savings and temporary cash investments	102,938.	77,465.	77,465.
	3	Accounts receivable ▶			
		Less allowance for doubtful accounts ▶			
	4	Pledges receivable ▶			
		Less allowance for doubtful accounts ▶			
	5	Grants receivable			
	6	Receivables due from officers, directors, trustees, and other disqualified persons (attach schedule) (see instructions)			
	7	Other notes and loans receivable (attach schedule) ▶			
		Less allowance for doubtful accounts ▶	NONE		
	8	Inventories for sale or use			
	9	Prepaid expenses and deferred charges			
	10a	Investments - U S and state government obligations (attach schedule)			
	b	Investments - corporate stock (attach schedule)	1,079,965.	1,064,237.	1,175,809.
	c	Investments - corporate bonds (attach schedule)	484,926.	523,214.	514,096.
	11	Investments - land, buildings, and equipment basis ▶			
	Less accumulated depreciation (attach schedule) ▶				
12	Investments - mortgage loans				
13	Investments - other (attach schedule)	344,957.	250,436.	249,984.	
14	Land, buildings, and equipment basis ▶				
	Less accumulated depreciation (attach schedule) ▶				
15	Other assets (describe ▶)				
16	Total assets (to be completed by all filers - see the instructions. Also, see page 1, item I)	2,029,365.	1,928,939.	2,030,941.	
Liabilities	17	Accounts payable and accrued expenses			
	18	Grants payable			
	19	Deferred revenue			
	20	Loans from officers, directors, trustees, and other disqualified persons			
	21	Mortgages and other notes payable (attach schedule)			
	22	Other liabilities (describe ▶)			
23	Total liabilities (add lines 17 through 22)		NONE		
Net Assets or Fund Balances	Foundations that follow SFAS 117, check here ▶ <input type="checkbox"/> and complete lines 24 through 26 and lines 30 and 31.				
	24	Unrestricted			
	25	Temporarily restricted			
	26	Permanently restricted			
	Foundations that do not follow SFAS 117, check here ▶ <input checked="" type="checkbox"/> and complete lines 27 through 31.				
	27	Capital stock, trust principal, or current funds	2,029,365.	1,928,939.	
	28	Paid-in or capital surplus, or land, bldg, and equipment fund			
	29	Retained earnings, accumulated income, endowment, or other funds			
30	Total net assets or fund balances (see instructions)	2,029,365.	1,928,939.		
31	Total liabilities and net assets/fund balances (see instructions)	2,029,365.	1,928,939.		

Part III Analysis of Changes in Net Assets or Fund Balances

1	Total net assets or fund balances at beginning of year - Part II, column (a), line 30 (must agree with end-of-year figure reported on prior year's return)	1	2,029,365.
2	Enter amount from Part I, line 27a	2	-100,384.
3	Other increases not included in line 2 (itemize) ▶	3	
4	Add lines 1, 2, and 3	4	1,928,981.
5	Decreases not included in line 2 (itemize) ▶ COST BASIS ADJUSTMENT	5	42.
6	Total net assets or fund balances at end of year (line 4 minus line 5) - Part II, column (b), line 30	6	1,928,939.

Part IV Capital Gains and Losses for Tax on Investment Income

(a) List and describe the kind(s) of property sold (e.g., real estate, 2-story brick warehouse, or common stock, 200 shs. MLC Co.)				(b) How acquired P - Purchase D - Donation	(c) Date acquired (mo., day, yr.)	(d) Date sold (mo., day, yr.)
1a PUBLICLY TRADED SECURITIES						
b						
c						
d						
e						
(e) Gross sales price	(f) Depreciation allowed (or allowable)	(g) Cost or other basis plus expense of sale	(h) Gain or (loss) (e) plus (f) minus (g)			
a 713,969.		687,427.	26,542.			
b						
c						
d						
e						
Complete only for assets showing gain in column (h) and owned by the foundation on 12/31/69						
(i) F.M.V. as of 12/31/69	(j) Adjusted basis as of 12/31/69	(k) Excess of col. (i) over col. (j), if any	(l) Gains (Col. (h) gain minus col. (k), but not less than -0-) or Losses (from col. (h))			
a			26,542.			
b						
c						
d						
e						
2 Capital gain net income or (net capital loss)	{ If gain, also enter in Part I, line 7 If (loss), enter -0- in Part I, line 7 }			2	26,542.	
3 Net short-term capital gain or (loss) as defined in sections 1222(5) and (6) If gain, also enter in Part I, line 8, column (c) (see instructions). If (loss), enter -0- in Part I, line 8	{ If gain, also enter in Part I, line 8, column (c) (see instructions). If (loss), enter -0- in Part I, line 8 }			3		

Part V Qualification Under Section 4940(e) for Reduced Tax on Net Investment Income

(For optional use by domestic private foundations subject to the section 4940(a) tax on net investment income.)

If section 4940(d)(2) applies, leave this part blank.

Was the foundation liable for the section 4942 tax on the distributable amount of any year in the base period? Yes No
 If "Yes," the foundation does not qualify under section 4940(e). Do not complete this part.

1 Enter the appropriate amount in each column for each year; see the instructions before making any entries.			
(a) Base period years Calendar year (for tax year beginning in)	(b) Adjusted qualifying distributions	(c) Net value of noncharitable-use assets	(d) Distribution ratio (col. (b) divided by col. (c))
2014	105,998.	2,238,264.	0.047357
2013	106,529.	2,186,968.	0.048711
2012	106,035.	2,138,556.	0.049583
2011	104,385.	2,169,416.	0.048117
2010	88,867.	2,118,620.	0.041946
2 Total of line 1, column (d)			0.235714
3 Average distribution ratio for the 5-year base period - divide the total on line 2 by 5, or by the number of years the foundation has been in existence if less than 5 years			0.047143
4 Enter the net value of noncharitable-use assets for 2015 from Part X, line 5			2,162,774.
5 Multiply line 4 by line 3			101,960.
6 Enter 1% of net investment income (1% of Part I, line 27b)			558.
7 Add lines 5 and 6			102,518.
8 Enter qualifying distributions from Part XII, line 4 If line 8 is equal to or greater than line 7, check the box in Part VI, line 1b, and complete that part using a 1% tax rate. See the Part VI instructions.			157,705.

Part VI Excise Tax Based on Investment Income (Section 4940(a), 4940(b), 4940(e), or 4948 - see instructions)

Table with 11 rows for excise tax calculations. Includes sub-rows 6a-6d for credits and payments. Total tax due is 444, with 444 refunded.

Part VII-A Statements Regarding Activities

Table with 10 rows for activity statements. Columns for Yes/No. Includes questions about political activities, tax on political expenditures, and state registration.

Part VII-A Statements Regarding Activities (continued)

11 At any time during the year, did the foundation, directly or indirectly, own a controlled entity within the meaning of section 512(b)(13)? If "Yes," attach schedule (see instructions). 11 Yes No X
12 Did the foundation make a distribution to a donor advised fund over which the foundation or a disqualified person had advisory privileges? If "Yes," attach statement (see instructions) 12 Yes No X
13 Did the foundation comply with the public inspection requirements for its annual returns and exemption application? Website address N/A 13 Yes No X
14 The books are in care of JP MORGAN CHASE BANK, N.A. Telephone no. (866) 888-5157 Located at 10 S DEARBORN ST; MC; IL 1-0117, CHICAGO, IL ZIP+4 60603
15 Section 4947(a)(1) nonexempt charitable trusts filing Form 990-PF in lieu of Form 1041 - Check here 15 and enter the amount of tax-exempt interest received or accrued during the year
16 At any time during calendar year 2015, did the foundation have an interest in or a signature or other authority over a bank, securities, or other financial account in a foreign country? 16 Yes No X
See the instructions for exceptions and filing requirements for FinCEN Form 114 If "Yes," enter the name of the foreign country

Part VII-B Statements Regarding Activities for Which Form 4720 May Be Required

File Form 4720 if any item is checked in the "Yes" column, unless an exception applies.

1a During the year did the foundation (either directly or indirectly)
(1) Engage in the sale or exchange, or leasing of property with a disqualified person? Yes No X
(2) Borrow money from, lend money to, or otherwise extend credit to (or accept it from) a disqualified person? Yes No X
(3) Furnish goods, services, or facilities to (or accept them from) a disqualified person? Yes No X
(4) Pay compensation to, or pay or reimburse the expenses of, a disqualified person? X Yes No
(5) Transfer any income or assets to a disqualified person (or make any of either available for the benefit or use of a disqualified person)? Yes No X
(6) Agree to pay money or property to a government official? (Exception. Check "No" if the foundation agreed to make a grant to or to employ the official for a period after termination of government service, if terminating within 90 days.) Yes No X
b If any answer is "Yes" to 1a(1)-(6), did any of the acts fail to qualify under the exceptions described in Regulations section 53.4941(d)-3 or in a current notice regarding disaster assistance (see instructions)? 1b Yes No X
Organizations relying on a current notice regarding disaster assistance check here
c Did the foundation engage in a prior year in any of the acts described in 1a, other than excepted acts, that were not corrected before the first day of the tax year beginning in 2015? 1c Yes No X
2 Taxes on failure to distribute income (section 4942) (does not apply for years the foundation was a private operating foundation defined in section 4942(j)(3) or 4942(j)(5))
a At the end of tax year 2015, did the foundation have any undistributed income (lines 6d and 6e, Part XIII) for tax year(s) beginning before 2015? Yes No X
If "Yes," list the years
b Are there any years listed in 2a for which the foundation is not applying the provisions of section 4942(a)(2) (relating to incorrect valuation of assets) to the year's undistributed income? (If applying section 4942(a)(2) to all years listed, answer "No" and attach statement - see instructions) 2b Yes No X
c If the provisions of section 4942(a)(2) are being applied to any of the years listed in 2a, list the years here.
3a Did the foundation hold more than a 2% direct or indirect interest in any business enterprise at any time during the year? Yes No X
b If "Yes," did it have excess business holdings in 2015 as a result of (1) any purchase by the foundation or disqualified persons after May 26, 1969; (2) the lapse of the 5-year period (or longer period approved by the Commissioner under section 4943(c)(7)) to dispose of holdings acquired by gift or bequest; or (3) the lapse of the 10-, 15-, or 20-year first phase holding period? (Use Schedule C, Form 4720, to determine if the foundation had excess business holdings in 2015) 3b Yes No X
4a Did the foundation invest during the year any amount in a manner that would jeopardize its charitable purposes? 4a Yes No X
b Did the foundation make any investment in a prior year (but after December 31, 1969) that could jeopardize its charitable purpose that had not been removed from jeopardy before the first day of the tax year beginning in 2015? 4b Yes No X

Part VII-B Statements Regarding Activities for Which Form 4720 May Be Required (continued)

5a During the year did the foundation pay or incur any amount to:

(1) Carry on propaganda, or otherwise attempt to influence legislation (section 4945(e))? Yes No

(2) Influence the outcome of any specific public election (see section 4955); or to carry on, directly or indirectly, any voter registration drive? Yes No

(3) Provide a grant to an individual for travel, study, or other similar purposes? Yes No

(4) Provide a grant to an organization other than a charitable, etc., organization described in section 4945(d)(4)(A)? (see instructions). Yes No

(5) Provide for any purpose other than religious, charitable, scientific, literary, or educational purposes, or for the prevention of cruelty to children or animals? Yes No

b If any answer is "Yes" to 5a(1)-(5), did any of the transactions fail to qualify under the exceptions described in Regulations section 53.4945 or in a current notice regarding disaster assistance (see instructions)? Yes No

Organizations relying on a current notice regarding disaster assistance check here

c If the answer is "Yes" to question 5a(4), does the foundation claim exemption from the tax because it maintained expenditure responsibility for the grant? Yes No

If "Yes," attach the statement required by Regulations section 53.4945-5(d)

6a Did the foundation, during the year, receive any funds, directly or indirectly, to pay premiums on a personal benefit contract? Yes No

b Did the foundation, during the year, pay premiums, directly or indirectly, on a personal benefit contract? Yes No

If "Yes" to 6b, file Form 8870

7a At any time during the tax year, was the foundation a party to a prohibited tax shelter transaction? Yes No

b If "Yes," did the foundation receive any proceeds or have any net income attributable to the transaction? Yes No

Part VIII Information About Officers, Directors, Trustees, Foundation Managers, Highly Paid Employees, and Contractors

1 List all officers, directors, trustees, foundation managers and their compensation (see instructions).

(a) Name and address	(b) Title, and average hours per week devoted to position	(c) Compensation (if not paid, enter -0-)	(d) Contributions to employee benefit plans and deferred compensation	(e) Expense account, other allowances
JP MORGAN CHASE BANK, N A. 10 S DEARBORN ST; MC; IL 1-0117, CHICAGO, IL 60603	TRUSTEE 2	21,402.	-0-	-0-

2 Compensation of five highest-paid employees (other than those included on line 1 - see instructions). If none, enter "NONE."

(a) Name and address of each employee paid more than \$50,000	(b) Title, and average hours per week devoted to position	(c) Compensation	(d) Contributions to employee benefit plans and deferred compensation	(e) Expense account, other allowances
NONE		NONE	NONE	NONE

Total number of other employees paid over \$50,000 NONE

Part VIII Information About Officers, Directors, Trustees, Foundation Managers, Highly Paid Employees, and Contractors (continued)

3 Five highest-paid independent contractors for professional services (see instructions). If none, enter "NONE."

(a) Name and address of each person paid more than \$50,000	(b) Type of service	(c) Compensation
NONE		NONE
Total number of others receiving over \$50,000 for professional services ▶		NONE

Part IX-A Summary of Direct Charitable Activities

List the foundation's four largest direct charitable activities during the tax year. Include relevant statistical information such as the number of organizations and other beneficiaries served, conferences convened, research papers produced, etc.

Expenses

1 NONE	
2	
3	
4	

Part IX-B Summary of Program-Related Investments (see instructions)

Describe the two largest program-related investments made by the foundation during the tax year on lines 1 and 2

Amount

1 NONE	
2	
All other program-related investments. See instructions	
3 NONE	
Total. Add lines 1 through 3 ▶	

Part X Minimum Investment Return (All domestic foundations must complete this part. Foreign foundations, see instructions.)

1	Fair market value of assets not used (or held for use) directly in carrying out charitable, etc., purposes:		
a	Average monthly fair market value of securities	1a	2,059,183.
b	Average of monthly cash balances	1b	136,527.
c	Fair market value of all other assets (see instructions).	1c	NONE
d	Total (add lines 1a, b, and c)	1d	2,195,710.
e	Reduction claimed for blockage or other factors reported on lines 1a and 1c (attach detailed explanation)	1e	
2	Acquisition indebtedness applicable to line 1 assets	2	NONE
3	Subtract line 2 from line 1d	3	2,195,710.
4	Cash deemed held for charitable activities. Enter 1 1/2% of line 3 (for greater amount, see instructions).	4	32,936.
5	Net value of noncharitable-use assets. Subtract line 4 from line 3. Enter here and on Part V, line 4	5	2,162,774.
6	Minimum investment return. Enter 5% of line 5	6	108,139.

Part XI Distributable Amount (see instructions) (Section 4942(j)(3) and (j)(5) private operating foundations and certain foreign organizations check here and do not complete this part.)

1	Minimum investment return from Part X, line 6	1	108,139.
2a	Tax on investment income for 2015 from Part VI, line 5	2a	558.
2b	Income tax for 2015. (This does not include the tax from Part VI.)	2b	
2c	Add lines 2a and 2b	2c	558.
3	Distributable amount before adjustments. Subtract line 2c from line 1	3	107,581.
4	Recoveries of amounts treated as qualifying distributions	4	NONE
5	Add lines 3 and 4	5	107,581.
6	Deduction from distributable amount (see instructions).	6	NONE
7	Distributable amount as adjusted. Subtract line 6 from line 5. Enter here and on Part XIII, line 1	7	107,581.

Part XII Qualifying Distributions (see instructions)

1	Amounts paid (including administrative expenses) to accomplish charitable, etc., purposes:		
a	Expenses, contributions, gifts, etc. - total from Part I, column (d), line 26	1a	157,705.
b	Program-related investments - total from Part IX-B	1b	
2	Amounts paid to acquire assets used (or held for use) directly in carrying out charitable, etc., purposes	2	NONE
3	Amounts set aside for specific charitable projects that satisfy the		
a	Suitability test (prior IRS approval required)	3a	NONE
b	Cash distribution test (attach the required schedule)	3b	NONE
4	Qualifying distributions. Add lines 1a through 3b. Enter here and on Part V, line 8, and Part XIII, line 4	4	157,705.
5	Foundations that qualify under section 4940(e) for the reduced rate of tax on net investment income. Enter 1% of Part I, line 27b (see instructions)	5	558.
6	Adjusted qualifying distributions. Subtract line 5 from line 4	6	157,147.

Note. The amount on line 6 will be used in Part V, column (b), in subsequent years when calculating whether the foundation qualifies for the section 4940(e) reduction of tax in those years.

Part XIII Undistributed Income (see instructions)

	(a) Corpus	(b) Years prior to 2014	(c) 2014	(d) 2015
1 Distributable amount for 2015 from Part XI, line 7				107,581.
2 Undistributed income, if any, as of the end of 2015				
a Enter amount for 2014 only.			104,684.	
b Total for prior years 20 <u>13</u> , 20 <u> </u> , 20 <u> </u>		NONE		
3 Excess distributions carryover, if any, to 2015				
a From 2010	NONE			
b From 2011	NONE			
c From 2012	NONE			
d From 2013	NONE			
e From 2014	NONE			
f Total of lines 3a through e	NONE			
4 Qualifying distributions for 2015 from Part XII, line 4 ▶ \$ <u>157,705.</u>				
a Applied to 2014, but not more than line 2a			104,684.	
b Applied to undistributed income of prior years (Election required - see instructions)		NONE		
c Treated as distributions out of corpus (Election required - see instructions)	NONE			
d Applied to 2015 distributable amount.				53,021.
e Remaining amount distributed out of corpus.	NONE			
5 Excess distributions carryover applied to 2015 . (If an amount appears in column (d), the same amount must be shown in column (a))	NONE			NONE
6 Enter the net total of each column as indicated below:				
a Corpus. Add lines 3f, 4c, and 4e Subtract line 5	NONE			
b Prior years' undistributed income. Subtract line 4b from line 2b.		NONE		
c Enter the amount of prior years' undistributed income for which a notice of deficiency has been issued, or on which the section 4942(a) tax has been previously assessed		NONE		
d Subtract line 6c from line 6b. Taxable amount - see instructions		NONE		
e Undistributed income for 2014 Subtract line 4a from line 2a Taxable amount - see instructions				
f Undistributed income for 2015. Subtract lines 4d and 5 from line 1 This amount must be distributed in 2016				54,560.
7 Amounts treated as distributions out of corpus to satisfy requirements imposed by section 170(b)(1)(F) or 4942(g)(3) (Election may be required - see instructions)	NONE			
8 Excess distributions carryover from 2010 not applied on line 5 or line 7 (see instructions)	NONE			
9 Excess distributions carryover to 2016. Subtract lines 7 and 8 from line 6a	NONE			
10 Analysis of line 9				
a Excess from 2011	NONE			
b Excess from 2012	NONE			
c Excess from 2013	NONE			
d Excess from 2014	NONE			
e Excess from 2015	NONE			

Part XIV Private Operating Foundations (see instructions and Part VII-A, question 9) NOT APPLICABLE

1a If the foundation has received a ruling or determination letter that it is a private operating foundation, and the ruling is effective for 2015, enter the date of the ruling

b Check box to indicate whether the foundation is a private operating foundation described in section 4942(j)(3) or 4942(j)(5)

	Tax year	Prior 3 years			(e) Total
	(a) 2015	(b) 2014	(c) 2013	(d) 2012	
2a Enter the lesser of the adjusted net income from Part I or the minimum investment return from Part X for each year listed					
b 85% of line 2a					
c Qualifying distributions from Part XII, line 4 for each year listed					
d Amounts included in line 2c not used directly for active conduct of exempt activities					
e Qualifying distributions made directly for active conduct of exempt activities Subtract line 2d from line 2c					
3 Complete 3a, b, or c for the alternative test relied upon					
a "Assets" alternative test - enter					
(1) Value of all assets					
(2) Value of assets qualifying under section 4942(j)(3)(B)(i)					
b "Endowment" alternative test - enter 2/3 of minimum investment return shown in Part X, line 6 for each year listed					
c "Support" alternative test - enter					
(1) Total support other than gross investment income (interest, dividends, rents, payments on securities loans (section 512(a)(5)), or royalties)					
(2) Support from general public and 5 or more exempt organizations as provided in section 4942(j)(3)(B)(iii)					
(3) Largest amount of support from an exempt organization					
(4) Gross investment income					

Part XV Supplementary Information (Complete this part only if the foundation had \$5,000 or more in assets at any time during the year - see instructions.)

1 Information Regarding Foundation Managers:
 a List any managers of the foundation who have contributed more than 2% of the total contributions received by the foundation before the close of any tax year (but only if they have contributed more than \$5,000). (See section 507(d)(2).)

N/A

b List any managers of the foundation who own 10% or more of the stock of a corporation (or an equally large portion of the ownership of a partnership or other entity) of which the foundation has a 10% or greater interest.

N/A

2 Information Regarding Contribution, Grant, Gift, Loan, Scholarship, etc., Programs:
 Check here if the foundation only makes contributions to preselected charitable organizations and does not accept unsolicited requests for funds. If the foundation makes gifts, grants, etc. (see instructions) to individuals or organizations under other conditions, complete items 2a, b, c, and d.

a The name, address, and telephone number or e-mail address of the person to whom applications should be addressed:

b The form in which applications should be submitted and information and materials they should include:

c Any submission deadlines.

d Any restrictions or limitations on awards, such as by geographical areas, charitable fields, kinds of institutions, or other factors

Part XV Supplementary Information (continued)

3 Grants and Contributions Paid During the Year or Approved for Future Payment

Recipient Name and address (home or business)	If recipient is an individual, show any relationship to any foundation manager or substantial contributor	Foundation status of recipient	Purpose of grant or contribution	Amount
a Paid during the year				
OTTERBEIN HOMES 580 N STATE RTE 741 LEBANON OH 45036	NONE	PC	GENERAL	18,618.
UNITED THEOLOGICAL SEMINARY 4501 DENLINGER ROAD DAYTON OH 45426	NONE	PC	GENERAL	18,618.
UNITED WAY 526 PUTNAM AVE ZANESVILLE OH 43701-4933	NONE	PC	GENERAL	18,618.
OTTERBEIN COLLEGE 1 SOUTH GROVE STREET WESTERVILLE OH 43081	NONE	PC	GENERAL	18,618.
FAITH UNITED METHODIST CHURCH C/O NICK HOWARD ZANESVILLE OH 43701-2497	NONE	PC	GENERAL	18,618.
HUNTINGTON NATIONAL BANK 17 SOUTH HIGH STREET Columbus OH 43216	NONE	PC	GENERAL	5,972.
GENERAL BOARD OF GLOBAL MINISTRIES 475 RIVERSIDE DR # 17 NEW YORK NY 10115	NONE	PC	GENERAL	18,618.
BETHESDA HOSPITAL 10500 MONTGOMERY RD Cincinnati OH 45242	NONE	PC	GENERAL	18,618.
MUSKINGUM FAMILY YMCA 1861 ADAMS LN ZANESVILLE OH 43701-2611	NONE	PC	GENERAL	12,646.
Total			3a	148,944.
b Approved for future payment				
Total			3b	

FORM 990PF, PART I - OTHER INCOME
=====

DESCRIPTION -----	REVENUE AND EXPENSES PER BOOKS -----
TAX REFUND	2,425.
DEFERRED INCOME	-263.

TOTALS	2,162.
	=====

ROSE L. FINDEISS TR R58043002

31-6057467

FORM 990PF, PART I - TAXES
=====

DESCRIPTION -----	REVENUE AND EXPENSES PER BOOKS -----	NET INVESTMENT INCOME -----
FEDERAL TAX PAYMENT - PRIOR YE	800.	
FOREIGN TAXES ON QUALIFIED FOR	371.	371.
FOREIGN TAXES ON NONQUALIFIED	93.	93.
	-----	-----
TOTALS	1,264.	464.
	=====	=====

ROSE L. FINDEISS TR R58043002

31-6057467

FORM 990PF, PART I - OTHER EXPENSES

=====

DESCRIPTION -----	REVENUE AND EXPENSES PER BOOKS -----	CHARITABLE PURPOSES -----
ATTORNEY GENERAL FEE	200.	200.
TOTALS	----- 200. =====	----- 200. =====



JPMorgan Chase Bank, N.A.
270 Park Avenue, New York, NY 10017-2014

ROSE L. FINDEISS TRUST ACCT R58043002
For the Period 1/1/15 to 12/31/15

Fiduciary Account

J.P. Morgan Team

William Boyd	T & E Officer	614/244-5431
Karen Phillips	T & E Administrator	614/217-8598
Karen Phillips	Client Service Team	614/244-5431
William Boyd	Client Service Team	

Online access www.jpmorganonline.com

Table of Contents

	Page
Account Summary	2
Holdings	
Equity	5
Alternative Assets	9
Cash & Fixed Income	10
Portfolio Activity	13

Client News

Please review the information about potential conflicts of interest at the end of your statement.

Information on Structured Products Fees in discretionary trust portfolios

Effective September 22, 2015, in connection with acting as discretionary trustee for trust accounts, J.P. Morgan or its affiliates no longer earn a mark-up at the time of purchase, or a product fee for structured products. This change does not affect the fees earned by the issuer that are embedded in the structured product.

Please see disclosures located at the end of this statement package for important information relating to each J.P. Morgan account(s).



J.P.Morgan

0000006310 15 0 15 00020 SCHMIDT 20160105

Page 1 of 43

001742 3563 of 4005 RESPONDS XL NYNYNYNY

005407168801017423563
006407168801000013563



ROSE L. FINDEISS TRUST ACCT R58043002
For the Period 1/1/15 to 12/31/15

Account Summary

PRINCIPAL

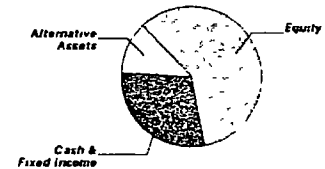
Asset Allocation	Beginning Market Value	Ending Market Value	Change In Value	Estimated Annual Income	Current Allocation
Equity	1,258,339.99	1,175,808.77	(82,531.22)	20,878.46	59%
Alternative Assets	348,858.50	249,983.94	(98,874.56)	5,222.23	12%
Cash & Fixed Income	597,965.65	591,560.06	(6,405.59)	15,443.09	29%
Market Value	\$2,205,164.14	\$2,017,352.77	(\$187,811.37)	\$41,543.78	100%

INCOME

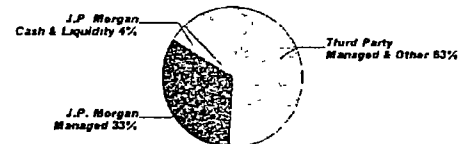
Cash Position	Beginning Market Value	Ending Market Value	Change In Value
Cash Balance	16,579.37	13,586.79	(2,992.58)
Accruals	1,810.20	2,198.96	388.76
Market Value	\$18,389.57	\$15,785.75	(\$2,603.82)

* J.P. Morgan Managed includes mutual funds, other registered funds and hedge funds managed by J.P. Morgan and structured products issued by J.P. Morgan. Third-Party Managed & Other includes mutual funds, exchange traded funds, hedge funds, and separately managed accounts managed by parties other than J.P. Morgan, separately managed accounts managed by J.P. Morgan where a party other than J.P. Morgan is the appointed investment advisor, structured products and exchange traded notes issued by parties other than J.P. Morgan, investment conduits investing in non-J.P. Morgan managed hedge funds, where J.P. Morgan is solely administrator to the conduit, and other investments not managed or issued by J.P. Morgan. J.P. Morgan Cash & Liquidity Funds includes cash, J.P. Morgan deposit sweeps and J.P. Morgan money market mutual funds. See important information about investment principles and conflicts in the disclosures section.

Asset Allocation



Manager Allocation *





ROSE L. FINDEISS TRUST ACCT R58043002
For the Period 1/1/15 to 12/31/15

Account Summary CONTINUED

Portfolio Activity	PRINCIPAL	
	Current Period Value	Year-to-Date Value
Beginning Market Value	2,205,164.14	2,205,164.14
Additions	2,338.00	2,338.00
Withdrawals & Fees	(126,271.93)	(126,271.93)
Net Additions/Withdrawals	(\$123,933.93)	(\$123,933.93)
Income		
Change in Investment Value	(63,877.44)	(63,877.44)
Ending Market Value	\$2,017,352.77	\$2,017,352.77
Accruals	--	--
Market Value with Accruals	--	--

Tax Summary	Current Period Value	Year-to-Date Value
Domestic Dividends/Distributions	41,953.08	41,953.08
Interest Income	128.32	128.32
Taxable Income	\$42,081.40	\$42,081.40

	INCOME	
	Current Period Value	Year-to-Date Value
	16,579.37	16,579.37
	32.57	32.57
	(45,106.55)	(45,106.55)
	(\$45,073.98)	(\$45,073.98)
	42,081.40	42,081.40
	\$13,586.79	\$13,586.79
	2,198.96	2,198.96
	\$15,785.75	\$15,785.75

	Current Period Value	Year-to-Date Value
LT Capital Gain Distributions	24,217.74	24,217.74
ST Realized Gain/Loss	(16,745.66)	(16,745.66)
LT Realized Gain/Loss	19,070.30	19,070.30
Realized Gain/Loss	\$26,542.38	\$26,542.38

	To-Date Value
Unrealized Gain/Loss	\$102,001.33

J.P.Morgan



05407288801017423564
000007300001000013564



ROSE L. FINDEISS TRUST ACCT R58043002
For the Period 1/1/15 to 12/31/15

Account Summary CONTINUED

<u>Cost Summary</u>	<u>Cost</u>
Equity	1,064,236 63
Cash & Fixed Income	600,678 64
Total	\$1,664,915.27




ROSE L. FINDEISS TRUST ACCT. R58043002
For the Period 1/1/15 to 12/31/15

Equity Summary

Asset Categories	Beginning Market Value	Ending Market Value	Change In Value	Current Allocation
US Large Cap Equity	529,318.63	525,178.82	(4,139.81)	27%
US Mid Cap Equity	134,233.20	113,786.23	(20,446.97)	6%
EAFE Equity	350,699.56	326,399.67	(24,299.89)	16%
European Large Cap Equity	0.00	24,086.18	24,086.18	1%
Japanese Large Cap Equity	24,526.66	39,487.47	14,960.81	2%
Asia ex-Japan Equity	84,963.37	0.00	(84,963.37)	
Global Equity	134,598.57	146,870.40	12,271.83	7%
Total Value	\$1,258,339.99	\$1,175,808.77	(\$82,531.22)	59%

Market Value/Cost	Current Period Value
Market Value	\$1,175,808.77
Tax Cost	1,064,236.63
Unrealized Gain/Loss	111,572.14
Estimated Annual Income	20,878.46
Accrued Dividends	2,198.96
Yield	1.77%

Asset Categories



Equity as a percentage of your portfolio - 59 %

J.P.Morgan

005407188031017421565
0044071060001000011565



ROSE L. FINDEISS TRUST ACCT R58043002
For the Period 1/1/15 to 12/31/15

Equity Detail

	Price	Quantity	Value	Adjusted Tax Cost Original Cost	Unrealized Gain/Loss	Est Annual Inc Accrued Div	Yield
US Large Cap Equity							
JPM EQ INC FD - SEL FUND 3128 4812C0-49-8 HLIE X	13 57	1,658 700	22,508 56	15,674 72	6,833 84	441 21	1 96 %
JPM US LARGE CAP CORE PLUS FD - SEL FUND 1002 4812A2-38-9 JLPS X	26 81	2,457 300	65,880 21	47,956 06	17,924 15	152 35	0 23 %
NEUBERGER BER MU/C OPP-INS 64122Q-30-9 NMUL X	15 04	4,439 229	66,766 00	54,599 29	12,166 71	603 73	0 90 %
SPDR S&P 500 ETF TRUST 78462F-10-3 SPY	203 87	1,815 000	370,024 05	318,912 30	51,111 75	7,633 89 2,198 96	2 06 %
Total US Large Cap Equity			\$525,178.82	\$437,142.37	\$88,036 45	\$8,831.18 \$2,198 96	1.68 %
US Mid Cap Equity							
ISHARES CORE S&P MIDCAP ETF 464287-50-7 IJH	139 32	332 000	46,254 24	29,276 62	16,977 62	722 10	1 56 %
JPM MID CAP EQ FD - SEL FUND 689 4812A1-26-6 VSNG X	42 68	538 318	23,018 09	18,001 36	5,016 73	45 30	0 20 %
JPM MKT EXP ENH INDEX FD - SEL FUND 3708 4812C1-63-7 PGMI X	10 19	4,368 391	44,513 90	46,260 71	(1,746 81)	532 94	1 20 %
Total US Mid Cap Equity			\$113,786.23	\$93,538.69	\$20,247.54	\$1,300.34	1 14 %

J.P.Morgan



ROSE L. FINDEISS TRUST ACCT. R58043002
For the Period 1/1/15 to 12/31/15

	Price	Quantity	Value	Adjusted Tax Cost Original Cost	Unrealized Gain/Loss	Est Annual Inc Accrued Div	Yield
Japanese Large Cap Equity							
BROWN ADV JAPAN ALPHA OPP-IS 115233-57-9 BAFJ X	10.88	3,447,315	37,506.79	37,884.00	(377.21)	3,271.50	8.72%
DEUTSCHE X-TRACKERS MSCI JAP 233051-50-7 DBJP	38.09	52,000	1,980.68	2,086.49	(105.81)	72.33	3.65%
Total Japanese Large Cap Equity			\$39,487.47	\$39,970.49	(\$483.02)	\$3,343.83	8.47%
Global Equity							
JPM GLBL RES ENH INDEX FD - SEL FUND 3457 46637K-51-3 JEIT X	17.84	8,232,646	146,870.40	141,144.55	5,725.85	2,832.03	1.93%



ROSE L. FINDEISS TRUST ACCT. R58043002
For the Period 1/1/15 to 12/31/15

Alternative Assets Summary

Asset Categories	Beginning Estimated Value	Ending Estimated Value	Change In Value	Current Allocation
Hedge Funds	294,800.73	249,983.94	(44,816.79)	12%
Hard Assets	54,057.77	0.00	(54,057.77)	
Total Value	\$348,858.50	\$249,983.94	(\$98,874.56)	12%

Alternative Assets Detail

	Price	Quantity	Estimated Value	Cost
Hedge Funds				
EATON VANCE GLOBAL MACRO-I 277923-72-8 EIGM X	9.05	4,658.135	42,156.12	43,598.93
EQUINOX CAMPBELL STRATEGY-I 29446A-81-9 EBSI X	11.00	4,062.007	44,682.08	41,770.29
GATEWAY FD-Y 367829-88-4 GTEY X	29.71	1,462.769	43,458.87	40,079.74
GOTHAM ABSOLUTE RETURN-INS 360873-13-7 GARI X	12.31	2,686.844	33,075.05	36,140.85
PRUDENTIAL ABS RET BND-Z 74441J-82-9 PADZ X	9.40	4,593.310	43,177.11	44,601.04
THE ARBITRAGE FD-I 03875R-20-5 ARBN X	12.86	3,377.505	43,434.71	44,245.32
Total Hedge Funds			\$249,983.94	\$250,436.17

J.P.Morgan



005407388031017423567
0064073008091040313567



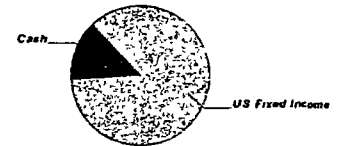
ROSE L. FINDEISS TRUST ACCT R58043002
For the Period 1/1/15 to 12/31/15

Cash & Fixed Income Summary

Asset Categories	Beginning Market Value	Ending Market Value	Change In Value	Current Allocation
Cash	102,937.92	77,464.50	(25,473.42)	4%
US Fixed Income	495,027.73	514,095.56	19,067.83	25%
Total Value	\$597,965.65	\$591,560.06	(\$6,405.59)	29%

Asset Categories

Market Value/Cost	Current Period Value
Market Value	591,560.06
Tax Cost	600,678.64
Unrealized Gain/Loss	(9,118.58)
Estimated Annual Income	15,443.09
Yield	2.61%



Cash & Fixed Income as a percentage of your portfolio - 29%

SUMMARY BY MATURITY

Cash & Fixed Income	Market Value	% of Bond Portfolio
0-5 months ¹	591,560.06	100%

SUMMARY BY TYPE

Cash & Fixed Income	Market Value	% of Bond Portfolio
Cash	77,464.50	13%
Mutual Funds	514,095.56	87%
Total Value	\$591,560.06	100%

¹ The years indicate the number of years until the bond is scheduled to mature based on the statement end date. Some bonds may be called, or paid in full, before their stated maturity.



ROSE L. FINDEISS TRUST ACCT R58043002
For the Period 1/1/15 to 12/31/15

Note ¹ This is the Annual Percentage Yield (APY) which is the rate earned if balances remain on deposit for a full year with compounding, there is no change in the interest rate and all interest is left in the account

Cash & Fixed Income Detail

	Price	Quantity	Value	Adjusted Tax Cost Original Cost	Unrealized Gain/Loss	Est Annual Income Accrued Interest	Yield
Cash							
US DOLLAR PRINCIPAL	1 00	77,464 50	77,464 50	77,464 50		23 23	0 03% ¹
US Fixed Income							
JPM STRAT INC OPP FD - SEL FUND 3844 4812A4-35-1	11 09	3,861 63	42,825 51	39,302.96	3,522 55	1,471 28	3 44%
JPM CORE BD FD - SEL FUND 3720 4812C0-38-1	11 54	12,840 44	148,178 72	148,244 14	(65 42)	3,456 91	2 34%
JPM SHORT DURATION BD FD - SEL FUND 3133 4812C1-33-0	10 81	6 282 89	67 918 05	68 818 61	(900 56)	615 72	0 91%
JPM UNCONSTRAINED DEBT FD - SELECT FUND 2130 48121A-29-0	9 63	8,728 06	84,051 22	86,698 38	(2,647 16)	3,307 93	3 94%
JPM INFLATION MGD BD FD - SEL FUND 2037 48121A-56-3	10 08	4,337 53	43,722 28	46,735 38	(3,014 10)	611 59	1 40%
BLACKROCK HIGH YIELD PT-BLAC 091929-68-7	7 13	5,492 58	39,162 08	41,464 62	(2,302 54)	2 279 41	5 82%



0094073888031017423368
0044073584001900013568

J.P.Morgan



ROSE L. FINDEISS TRUST ACCT R58043002
For the Period 1/1/15 to 12/31/15

	Price	Quantity	Value	Adjusted Tax Cost Original Cost	Unrealized Gain/Loss	Est. Annual Income Accrued Interest	Yield
US Fixed Income							
DOUBLELINE TOTL RET BND-I 258620-10-3	10.78	8,185.32	88,237.70	91,949.05	(3,711.35)	3,667.02	4.16%
Total US Fixed Income			\$514,095.56	\$523,214.14	(\$9,118.58)	\$15,419.86	3.00%



ROSE L. FINDEISS TRUST ACCT R58043002
For the Period 1/1/15 to 12/31/15

Portfolio Activity Summary

Transactions	PRINCIPAL		INCOME	
	Current Period Value	Year-To-Date Value*	Current Period Value	Year-To-Date Value*
Beginning Cash Balance	102,937.92	--	16,579.37	--
INFLOWS				
Income			42,081.40	42,081.40
Contributions	2,338.00	2,338.00	32.57	32.57
Total Inflows	\$2,338.00	\$2,338.00	\$42,113.97	\$42,113.97
OUTFLOWS **				
Withdrawals	(115,570.89)	(115,570.89)	(33,405.44)	(33,405.44)
Fees & Commissions	(10,701.04)	(10,701.04)	(10,901.11)	(10,901.11)
Tax Payments			(800.00)	(800.00)
Total Outflows	(\$126,271.93)	(\$126,271.93)	(\$45,106.55)	(\$45,106.55)
TRADE ACTIVITY				
Settled Sales/Maturities/Redemptions	713,967.69	713,967.69		
Settled Securities Purchased	(615,507.18)	(615,507.18)		
Total Trade Activity	\$98,460.51	\$98,460.51	\$0.00	\$0.00
Ending Cash Balance	\$77,464.50	--	\$13,586.79	--


* Year to date information is calculated on a calendar year basis

** Your account's standing instructions use a FIRST IN, FIRST OUT method for relieving assets from your position

J.P.Morgan

Page 13 of 43

001742 1569 of 4005 MSPOG0616 XI WYD0702M



005407308021017423569
0064073063201000013569



ROSE L. FINDEISS TRUST ACCT R58043002
For the Period 1/1/15 to 12/31/15

Portfolio Activity Detail

INFLOWS & OUTFLOWS

Settle Date	Type Selection Method	Description	Quantity Cost	Per Unit Amount	PRINCIPAL Amount	INCOME Amount
1/2	Interest Income	DEPOSIT SWEEP INTEREST FOR 12/01/14 - 12/31/14 @ 03% RATE ON AVG COLLECTED BALANCE OF \$127,710 27 AS OF 01/01/15				3 20
1/2	Div Domest	BLACKROCK HIGH YIELD BOND 12/31/14 INCOME DIVIDEND @ 0 038 PER SHARE AS OF 12/31/14 (ID 091929-63-8)	5,492 578	0 038		208 52
1/2	Div Domest	HSBC FDS TOTAL RETURN I 01/02/15 INCOME DIVIDEND @ 0 005 PER SHARE (ID 40428X-15-6)	3,158 509	0 005		17 25
1/5	Div Domest	DOUBLELINE TOTAL RET BD-1 12/31/14 INCOME DIVIDEND @ 0 044 PER SHARE AS OF 12/31/14 (ID 258620-10-3)	8,264 819	0 044		362 49
1/5	Div Domest	PIMCO UNCONSTRAINED BOND-P 12/31/14 INCOME DIVIDEND @ 0 025 PER SHARE AS OF 12/31/14 (ID 72201M-45-3)	4,808 031	0 025		119 06
1/16	Fees & Commissions	JPMORGAN CHASE TRUST FEE FOR THE PERIOD 12-17-2014 TO 01-16-2015 ON TOTAL MV \$2,206,974 34 INC \$912 11 PRINC \$912 10 PRORATED BASE FEE \$125 00				(912.11)
1/16	Fees & Commissions	JPMORGAN CHASE TRUST FEE FOR THE PERIOD 12-17-2014 TO 01-16-2015 ON TOTAL MV \$2,206,974 34 INC \$912 11 PRINC \$912.10 PRORATED BASE FEE . \$125 00			(912 10)	
1/30	Div Domest	SPDR S&P 500 ETF TRUST @ 1 13492 PER SHARE (ID 78462F-10-3)	1,595 000	1 135		1,810 20
1/30	Div Domest	JPM STRAT INC OPP FD - SEL FUND 3844 @ 0 006 PER SHARE (ID 4812A4-35-1)	3,861 633	0 006		23 17

J.P.Morgan



ROSE L. FINDEISS TRUST ACCT R58043002
For the Period 1/1/15 to 12/31/15

INFLOWS & OUTFLOWS

Settle Date	Type Selection Method	Description	Quantity Cost	Per Unit Amount	PRINCIPAL Amount	INCOME Amount
1/30	Div Domestic	JPM CORE BD FD - SEL FUND 3720 @ 0 021 PER SHARE (ID 4812C0-38-1)	9 733 755	0 021		204 41
1/30	Div Domestic	JPM EQ INC FD - SEL FUND 3128 @ 0 00272 PER SHARE (ID 4812C0-49-8)	1,658 700	0 003		4 51
1/30	Div Domestic	JPM SHORT DURATION BD FD - SEL FUND 3133 @ 0 008 PER SHARE (ID 4812C1-33-0)	10,467 873	0 008		83 74
1/30	Div Domestic	JPM INFLATION MGD BD FD - SEL FUND 2037 @ 0 002 PER SHARE (ID 48121A-56-3)	4,083 700	0 002		8 17
2.2	Interest Income	DEPOSIT SWEEP INTEREST FOR 01/01/15 - 01/31/15 @ 03% RATE ON AVG COLLECTED BALANCE OF \$124 267 63 AS OF 02/01/15				3 22
2/2	Div Domestic	BLACKROCK HIGH YIELD BOND 01/30/15 INCOME DIVIDEND @ 0 033 PER SHARE AS OF 01/30/15 (ID. 091929-63-8)	5,492,578	0 033		181 68
2/2	Div Domestic	HSBC FDS TOTAL RETURN I 02/02/15 INCOME DIVIDEND @ 0 005 PER SHARE (ID. 40428X-15-6)	3,158 509	0 005		15 79
2/2	Div Domestic	PIMCO UNCONSTRAINED BOND-P 01/30/15 INCOME DIVIDEND @ 0 013 PER SHARE AS OF 01/30/15 (ID 72201M-45-3)	4,808 031	0 013		63.90
2/3	Div Domestic	DOUBLELINE TOTAL RET BD-I 01/30/15 INCOME DIVIDEND @ 0 036 PER SHARE AS OF 01/30/15 (ID 258620-10-3)	8,284 819	0 036		300 27
2/17	Fees & Commissions	JPMORGAN CHASE TRUST FEE FOR THE PERIOD 01-17-2015 TO 02-16-2015 ON TOTAL MV \$2,190 468 50 INC \$903 39 PRINC \$903 38 PRORATED BASE FEE \$125 00				(903 39)

J.P.Morgan



005407180801017421570
0044071808001808011570



ROSE L. FINDEISS TRUST ACCT R58043002
For the Period 1/1/15 to 12/31/15

INFLOWS & OUTFLOWS

Settle Date	Type Selection Method	Description	Quantity Cost	Per Unit Amount	PRINCIPAL Amount	INCOME Amount
2/17	Fees & Commissions	JPMORGAN CHASE TRUST FEE FOR THE PERIOD 01-17-2015 TO 02-16-2015 ON TOTAL MV \$2,190,468 50 INC \$903 39 PRINC \$903 38 PRORATED BASE FEE \$125 00			(903 38)	
2/26	Div Domestic	JPM STRAT INC OPP FD - SEL FUND 3844 @ 0 028 PER SHARE (ID 4812A4-35-1)	3,861 633	0 028		108 13
2/26	Div Domestic	JPM CORE BD FD - SEL FUND 3720 @ 0 019 PER SHARE (ID 4812C0-38-1)	11,376 732	0 019		216 16
2/26	Div Domestic	JPM EQ INC FD - SEL FUND 3128 @ 0 02399 PER SHARE (ID 4812C0-49-8)	1,658 700	0 024		39 79
2/26	Div Domestic	JPM SHORT DURATION BD FD - SEL FUND 3133 @ 0 007 PER SHARE (ID 4812C1-33-0)	10,467 873	0 007		73 28
3/2	Interest Income	DEPOSIT SWEEP INTEREST FOR 02/01/15 - 02/28/15 @ 03% RATE ON AVG COLLECTED BALANCE OF \$150 926 87 AS OF 03/01/15				3 36
3/2	Div Domestic	BLACKROCK HIGH YIELD BOND 02/27/15 INCOME DIVIDEND @ 0 030 PER SHARE AS OF 02/27/15 (ID 091929-63-8)	5,492 578	0 03		164 40
3/2	Div Domestic	HSBC FDS TOTAL RETURN I 03/02/15 INCOME DIVIDEND @ 0 005 PER SHARE (ID 40428X-15-6)	3,158 509	0 005		15 79
3/2	Div Domestic	PRUDENTIAL INVNT PORTFOLIOS 9 PRU ABRTN FD Z 02/27/15 INCOME DIVIDEND @ 0 017 PER SHARE AS OF 02/27/15 (ID 74441J-82-9)	5,767 250	0 017		96 85
3/3	Div Domestic	DOUBLELINE TOTAL RET BD-I 02/27/15 INCOME DIVIDEND @ 0 033 PER SHARE AS OF 02/27/15 (ID 258620-10-3)	8,284 819	0 033		271 07



ROSE L. FINDEISS TRUST ACCT R58043002
For the Period 1/1/15 to 12/31/15

INFLOWS & OUTFLOWS

Settle Date	Type Selection Method	Description	Quantity Cost	Per Unit Amount	PRINCIPAL Amount	INCOME Amount
3/16	Fees & Commissions	JPMORGAN CHASE TRUST FEE FOR THE PERIOD 02-17-2015 TO 03-16-2015 ON TOTAL MV \$2,261,476 76 INC \$919 15 PRINC \$919 15 PRORATED BASE FEE \$125 00				(919 15)
3/16	Fees & Commissions	JPMORGAN CHASE TRUST FEE FOR THE PERIOD 02-17-2015 TO 03-16-2015 ON TOTAL MV \$2,261 476 76 INC \$919 15 PRINC \$919 15 PRORATED BASE FEE \$125 00			(919.15)	
3/24	Div Domestic	ABERDEEN ASIA-PAC XJ-INST EQUITY FUND - INSTITUTIONAL SERVICE SHARES 03/23/15 INCOME DIVIDEND @ 0 009 PER SHARE AS OF 03/23/15 (ID 003021-69-8)	1,781 060	0 009		16 44
3/30	Div Domestic	JPM CORE BD FD - SEL FUND 3720 @ 0 02 PER SHARE (ID 4812C0-38-1)	11,376 732	0 02		227 53
3/30	Div Domestic	JPM EQ INC FD - SEL FUND 3128 @ 0 03641 PER SHARE (ID, 4812C0-49-8)	1 658 700	0 036		60 39
3/30	Div Domestic	JPM SHORT DURATION BD FD - SEL FUND 3133 @ 0 006 PER SHARE (ID 4812C1-33-0)	10,467 873	0 006		62 81
3/30	Div Domestic	JPM MKT EXP ENH INDEX FD - SEL FUND 3708 @ 0 02837 PER SHARE (ID 4812C1-63-7)	4,368 391	0 028		123 93
3/30	Div Domestic	JPM INFLATION MGD BD FD - SEL FUND 2037 @ 0 001 PER SHARE (ID 48121A-56-3)	4,083 700	0 001		4 08
3/31	Div Domestic	ISHARES CORE S&P MID-CAP ETF @ 0 481275 PER SHARE (ID 464287-50-7)	332 000	0 481		159 78
4/1	Interest Income	DEPOSIT SWEEP INTEREST FOR 03/01/15 - 03/31/15 @ 03% RATE ON AVG COLLECTED BALANCE OF \$150,608 53 AS OF 04/01/15				3 72

J.P.Morgan



005407388801017423571
0054073068001000413571



ROSE L. FINDEISS TRUST ACCT R58043002
For the Period 1/1/15 to 12/31/15

INFLOWS & OUTFLOWS

Settle Date	Type Selection Method	Description	Quantity Cost	Per Unit Amount	PRINCIPAL Amount	INCOME Amount
4/1	Div Domestic	BLACKROCK HIGH YIELD BOND 03/31/15 INCOME DIVIDEND @ 0 034 PER SHARE AS OF 03/31/15 (ID 091929-63-8)	5,492 578	0 034		187 66
4/1	Div Domestic	GATEWAY FUND-Y 03/31/15 INCOME DIVIDEND @ 0 121 PER SHARE AS OF 03/31/15 (ID 367829-88-4)	2,322 902	0 121		281 07
4/1	Div Domestic	HSBC FDS TOTAL RETURN I 04/01/15 INCOME DIVIDEND @ 0 005 PER SHARE (ID 40428X-15-6)	3,158 509	0 005		15 79
4/1	Div Domestic	PRUDENTIAL INVT PORTFOLIOS 9 PRU ABRTN FD Z 03/31/15 INCOME DIVIDEND @ 0 018 PER SHARE AS OF 03/31/15 (ID 74441J-82-9)	5,767 250	0 018		106 08
4/2	Div Domestic	DOUBLELINE TOTAL RET BD-I 03/31/15 INCOME DIVIDEND @ 0 039 PER SHARE AS OF 03/31/15 (ID 258620-10-3)	8,284 819	0 039		320 66
4/16	Fees & Commissions	JPMORGAN CHASE TRUST FEE FOR THE PERIOD 03-17-2015 TO 04-16-2015 ON TOTAL MV \$2,249,633 64 INC \$910 43 PRINC \$910 43 PRORATED BASE FEE \$125 00				(910 43)
4/16	Fees & Commissions	JPMORGAN CHASE TRUST FEE FOR THE PERIOD 03-17-2015 TO 04-16-2015 ON TOTAL MV \$2,249,633 64 INC \$910 43 PRINC \$910 43 PRORATED BASE FEE \$125 00			(910 43)	
4/29	Div Domestic	JPM STRAT INC OPP FD - SEL FUND 3844 @ 0 069 PER SHARE (ID 4812A4-35-1)	3,861 633	0 069		266 45
4/29	Div Domestic	JPM CORE BD FD - SEL FUND 3720 @ 0 021 PER SHARE (ID 4812C0-38-1)	11,376 732	0 021		238 91
4/29	Div Domestic	JPM EQ INC FD - SEL FUND 3128 @ 0 01161 PER SHARE (ID 4812C0-49-8)	1,658 700	0 012		19 26
4/29	Div Domestic	JPM SHORT DURATION BD FD - SEL FUND 3133 @ 0 009 PER SHARE (ID 4812C1-33-0)	10,467 873	0 009		94 21



ROSE L. FINDEISS TRUST ACCT. R58043002
For the Period 1/1/15 to 12/31/15

INFLOWS & OUTFLOWS

Settle Date	Type Selection Method	Description	Quantity Cost	Per Unit Amount	PRINCIPAL Amount	INCOME Amount
4/29	Div Domestic	JPM UNCONSTRAINED DEBT FD - SELECT FUND 2130 @ 0 168 PER SHARE (ID 48121A-29-0)	4,559,682	0 168		766 03
4/29	Div Domestic	JPM INFLATION MGD BD FD - SEL FUND 2037 @ 0 023 PER SHARE (ID 48121A-56-3)	4,083 700	0 023		93 93
4/30	Div Domestic	SPDR S&P 500 ETF TRUST @ 0 93081 PER SHARE (ID 78462F-10-3)	1,815 000	0 931		1,689.42
5/1	Interest Income	DEPOSIT SWEEP INTEREST FOR 04/01/15 - 04/30/15 @ 03% RATE ON AVG COLLECTED BALANCE OF \$156 372 54 AS OF 05/01/15				3 90
5/1	Div Domestic	BLACKROCK HIGH YIELD BOND 04/30/15 INCOME DIVIDEND @ 0 034 PER SHARE AS OF 04/30/15 (ID 091929-63-8)	5,492 578	0 034		187 15
5/1	Div Domestic	HSBC FDS TOTAL RETURN I 05/01/15 INCOME DIVIDEND @ 0 005 PER SHARE (ID 40428X-15-6)	3,158 509	0 005		15 79
5/1	Div Domestic	PRUDENTIAL INVT PORTFOLIOS 9 PRU ABRTN FD Z 04/30/15 INCOME DIVIDEND @ 0 018 PER SHARE AS OF 04/30/15 (ID 74441J-82-9)	5 767 250	0 018		104 93
5/4	Div Domestic	DOUBLELINE TOTAL RET BD-I 04/30/15 INCOME DIVIDEND @ 0 037 PER SHARE AS OF 04/30/15 (ID 258620-10-3)	8,284 819	0 037		308 36
5/7	Federal Excise Tax	INTERNAL TRANSFER OF FUNDS 2014 990PF TAX DUE EXT EFTPS 31-6057467				(800 00)
5/13	Share Class Conv	ARTISAN INTL VALUE FUND-INV TO 04314H667 (ID 04314H-88-1)	(3,331 445) (89,181 39)	36 50		
5/13	Share Class Conv	ARTISAN INTL VALUE FUND - ADV FROM 04314H881 (ID 04314H-66-7)	3,329 620 89 181 39	36 50		

J.P.Morgan



00540738801017421572
00446071068001000013572



ROSE L. FINDEISS TRUST ACCT R58043002
For the Period 1/1/15 to 12/31/15

INFLOWS & OUTFLOWS

Settle Date	Type Selection Method	Description	Quantity Cost	Per Unit Amount	PRINCIPAL Amount	INCOME Amount
5/18	Fees & Commissions	JPMORGAN CHASE TRUST FEE FOR THE PERIOD 04-17-2015 TO 05-16-2015 ON TOTAL MV \$2,262,042 40 INC \$917 05 PRINC \$917 05 PRORATED BASE FEE . \$125 00				(917 05)
5/18	Fees & Commissions	JPMORGAN CHASE TRUST FEE FOR THE PERIOD 04-17-2015 TO 05-16-2015 ON TOTAL MV \$2,262,042 40 INC \$917 05 PRINC \$917 05 PRORATED BASE FEE \$125 00			(917 05)	
5/28	Div Domestic	JPM STRAT INC OPP FD - SEL FUND 3844 @ 0 028 PER SHARE (ID 4812A4-35-1)	3,861 633	0 028		108 13
5/28	Div Domestic	JPM CORE BD FD - SEL FUND 3720 @ 0 022 PER SHARE (ID 4812C0-38-1)	16,069 007	0 022		353 52
5/28	Div Domestic	JPM EQ INC FD - SEL FUND 3128 @ 0 02079 PER SHARE (ID 4812C0-49-8)	1,658 700	0 021		34 48
5/28	Div Domestic	JPM SHORT DURATION BD FD - SEL FUND 3133 @ 0 007 PER SHARE (ID 4812C1-33-0)	6,282 891	0 007		43 98
5/28	Div Domestic	JPM UNCONSTRAINED DEBT FD - SELECT FUND 2130 @ 0 024 PER SHARE (ID 48121A-29-0)	4,559 682	0 024		109 43
5/28	Div Domestic	JPM INFLATION MGD BD FD - SEL FUND 2037 @ 0 021 PER SHARE (ID 48121A-56-3)	4,083 700	0 021		85 76
5/29	Div Domestic	EATON VANCE GLOBAL MACRO-I 05/28/15 INCOME DIVIDEND @ 0 033 PER SHARE AS OF 05/28/15 (ID 277923-72-8)	3,975 454	0 033		131 19
6/1	Interest Income	DEPOSIT SWEEP INTEREST FOR 05/01/15 - 05/31/15 @ 03% RATE ON AVG COLLECTED BALANCE OF \$154,037 93 AS OF 06/01/15				3.93
6/1	Div Domestic	BLACKROCK HIGH YIELD BOND 05/29/15 INCOME DIVIDEND @ 0 035 PER SHARE AS OF 05/29/15 (ID 091929-63-8)	5,492 578	0.035		194 32



ROSE L. FINDEISS TRUST ACCT R58043002
For the Period 1/1/15 to 12/31/15

INFLOWS & OUTFLOWS

Settle Date	Type Selection Method	Description	Quantity Cost	Per Unit Amount	PRINCIPAL Amount	INCOME Amount
6/1	Div Domestic	HSBC FDS TOTAL RETURN I 06/01/15 INCOME DIVIDEND @ 0.005 PER SHARE (ID 40428X-15-6)	3,158,509	0.005		15.79
6/1	Div Domestic	PRUDENTIAL INVT PORTFOLIOS 9 PRU ABRTN FD Z 05/29/15 INCOME DIVIDEND @ 0.020 PER SHARE AS OF 05/29/15 (ID 74441J-82-9)	5,767,250	0.02		113.68
6/2	Div Domestic	DOUBLELINE TOTAL RET BD-I 05/29/15 INCOME DIVIDEND @ 0.039 PER SHARE AS OF 05/29/15 (ID 258620-10-3)	8,284,819	0.039		322.46
6/15	Pmt to Beneficiary	PAID FAITH UNITED METHODIST CHURCH PAYMENT BY CHECK RMD DISBURSEMENT TREASURERS CHECK NO 3545889			(6,322.82)	
6/15	Pmt to Beneficiary	PAID BETHESDA HOSPITAL PAYMENT BY CHECK RMD DISBURSEMENT TREASURERS CHECK NO 3545890			(6,322.82)	
6/15	Pmt to Beneficiary	PAID OTTERBEIN COLLEGE PAYMENT BY CHECK RMD DISBURSEMENT TREASURERS CHECK NO 3545891			(6,322.82)	
6/15	Pmt to Beneficiary	PAID OTTERBEIN HOMES PAYMENT BY CHECK RMD DISBURSEMENT TREASURERS CHECK NO 3545892			(6,322.82)	
6/15	Grant Paid	PAID GENERAL BOARD OF GLOBAL MINIST PAYMENT BY CHECK RMD DISBURSEMENT TREASURERS CHECK NO 3545893			(2,800.68)	
6/15	Grant Paid	PAID GENERAL BOARD OF GLOBAL MINIST PAYMENT BY CHECK RMD DISBURSEMENT TREASURERS CHECK NO 3545893				(3,522.14)
6/15	Pmt to Beneficiary	PAID UNITED WAY PAYMENT BY CHECK RMD DISBURSEMENT TREASURERS CHECK NO 3545894				(6,322.82)
6/15	Pmt to Beneficiary	PAID UNITED THEOLOGICAL SEMINARY RMD DISBURSEMENT RMD DISBURSEMENT TREASURERS CHECK NO 3545895				(6,322.82)

J.P.Morgan



05407388031017423573
006407306001800413573



ROSE L. FINDEISS TRUST ACCT. R58043002
For the Period 1/1/15 to 12/31/15

INFLOWS & OUTFLOWS

Settle Date	Type Selection Method	Description	Quantity Cost	Per Unit Amount	PRINCIPAL Amount	INCOME Amount
6/15	Pmt to Beneficiary	PAID ROSE L FINDEISS TRUST ACH TRANSFER RMD DISBURSEMENT LETTER FROM CLIENT				(6,322.82)
6/16	Fees & Commissions	JPMORGAN CHASE TRUST FEE FOR THE PERIOD 05-17-2015 TO 06-16-2015 ON TOTAL MV \$2,275,441.46 INC \$919.67 PRINC \$919.66 PRORATED BASE FEE \$125.00				(919.67)
6/16	Fees & Commissions	JPMORGAN CHASE TRUST FEE FOR THE PERIOD 05-17-2015 TO 06-16-2015 ON TOTAL MV \$2,275,441.46 INC \$919.67 PRINC \$919.66 PRORATED BASE FEE \$125.00			(919.66)	
6/23	Div Domestic	ABERDEEN ASIA-PAC XJ-INST EQUITY FUND - INSTITUTIONAL SERVICE SHARES 06/22/15 INCOME DIVIDEND @ 0.098 PER SHARE AS OF 06/22/15 (ID 003021-69-8)	1,781,060	0.099		175.43
6/29	Div Domestic	JPM MID CAP EQ FD - SEL FUND 689 @ 0.01543 PER SHARE (ID 4812A1-26-6)	694,950	0.015		10.72
6/29	Div Domestic	JPM STRAT INC OPP FD - SEL FUND 3844 @ 0.031 PER SHARE (ID 4812A4-35-1)	3,861,633	0.031		119.71
6/29	Div Domestic	JPM CORE BD FD - SEL FUND 3720 @ 0.025 PER SHARE (ID 4812C0-38-1)	16,069,007	0.025		401.73
6/29	Div Domestic	JPM EQ INC FD - SEL FUND 3128 @ 0.02815 PER SHARE (ID 4812C0-49-8)	1,658,700	0.028		46.69
6/29	Div Domestic	JPM SHORT DURATION BD FD - SEL FUND 3133 @ 0.009 PER SHARE (ID 4812C1-33-0)	6,282,891	0.009		56.55
6/29	Div Domestic	JPM MKT EXP ENH INDEX FD - SEL FUND 3708 @ 0.03016 PER SHARE (ID 4812C1-63-7)	4,368,391	0.03		131.75
6/29	Div Domestic	JPM UNCONSTRAINED DEBT FD - SELECT FUND 2130 @ 0.031 PER SHARE (ID 48121A-29-0)	4,559,682	0.031		141.35



ROSE L. FINDEISS TRUST ACCT. R58043002
For the Period 1/1/15 to 12/31/15

INFLOWS & OUTFLOWS

Settle Date	Type Selection Method	Description	Quantity Cost	Per Unit Amount	PRINCIPAL Amount	INCOME Amount
6/29	Div Domestic	JPM INFLATION MGD BD FD - SEL FUND 2037 @ 0 016 PER SHARE (ID 48121A-56-3)	4,083 700	0.016		65 34
6/29	Div Domestic	GATEWAY FUND-Y 06/26/15 INCOME DIVIDEND @ 0 297 PER SHARE AS OF 06/26/15 (ID 367829-89-4)	2,322,902	0 297		689.67
6/30	Div Domestic	ISHARES CORE S&P MID-CAP ETF @ 0 473273 PER SHARE (ID 464287-50-7)	332 000	0 473		157.13
6/30	Div Domestic	EATON VANCE GLOBAL MACRO-I 06/29/15 INCOME DIVIDEND @ 0 032 PER SHARE AS OF 06/29/15 (ID 277923-72-8)	3,975 454	0 032		126 82
7/1	Interest Income	DEPOSIT SWEEP INTEREST FOR 06/01/15 - 06/30/15 @ 03% RATE ON AVG COLLECTED BALANCE OF \$131,509 36 AS OF 07/01/15				3 26
7/1	Div Domestic	ISHARES MSCI EAFE INDEX FUND @ 1 111288 PER SHARE (ID 464287-46-5)	711 000	1 111		790 13
7/1	Div Domestic	BLACKROCK HIGH YIELD BOND 06/30/15 INCOME DIVIDEND @ 0 035 PER SHARE AS OF 06/30/15 (ID 091929-63-8)	5,492 578	0 035		191 27
7/1	Div Domestic	HSBC FDS TOTAL RETURN I 07/01/15 INCOME DIVIDEND @ 0.005 PER SHARE (ID 40428X-15-6)	3 158 509	0 005		15.79
7/1	Div Domestic	PRUDENTIAL INVT PORTFOLIOS 9 PRU ABRTN FD Z 06/30/15 INCOME DIVIDEND @ 0 019 PER SHARE AS OF 06/30/15 (ID 74441J-82-9)	5 767 250	0 019		106 73
7/2	Div Domestic	DOUBLELINE TOTAL RET BD-I 06/30/15 INCOME DIVIDEND @ 0 038 PER SHARE AS OF 06/30/15 (ID 258620-10-3)	8,284 819	0 038		314 56
7/16	Fees & Commissions	JPMORGAN CHASE TRUST FEE FOR THE PERIOD 06-17-2015 TO 07-16-2015 ON TOTAL MV \$2,206,082 00 INC \$903 01 PRINC \$903 01 PRORATED BASE FEE \$125 00				(903.01)

J.P.Morgan



05940738801017423574
05940738801017423574



ROSE L. FINDEISS TRUST ACCT R58043002
For the Period 1/1/15 to 12/31/15

INFLOWS & OUTFLOWS

Settle Date	Type Selection Method	Description	Quantity Cost	Per Unit Amount	PRINCIPAL Amount	INCOME Amount
7/16	Fees & Commissions	JPMORGAN CHASE TRUST FEE FOR THE PERIOD 06-17-2015 TO 07-16-2015 ON TOTAL MV \$2,206,082.00 INC \$903.01 PRINC \$903.01 PRORATED BASE FEE \$125.00			(903.01)	
7/30	Div Domestic	JPM STRAT INC OPP FD - SEL FUND 3844 @ 0.033 PER SHARE (ID 4812A4-35-1)	3,861.633	0.033		127.43
7/30	Div Domestic	JPM CORE BD FD - SEL FUND 3720 @ 0.022 PER SHARE (ID 4812C0-38-1)	16,069.007	0.022		353.52
7/30	Div Domestic	JPM EQ INC FD - SEL FUND 3128 @ 0.00367 PER SHARE (ID 4812C0-49-8)	1,658.700	0.004		6.09
7/30	Div Domestic	JPM SHORT DURATION BD FD - SEL FUND 3133 @ 0.01 PER SHARE (ID 4812C1-33-0)	6,282.891	0.01		62.83
7/30	Div Domestic	JPM UNCONSTRAINED DEBT FD - SELECT FUND 2130 @ 0.024 PER SHARE (ID 48121A-29-0)	4,559.682	0.024		109.43
7/30	Div Domestic	JPM INFLATION MGD BD FD - SEL FUND 2037 @ 0.022 PER SHARE (ID 48121A-56-3)	4,083.700	0.022		89.84
7/31	Div Domestic	SPDR S&P 500 ETF TRUST @ 1.03007 PER SHARE (ID 78462F-10-3)	1,815.000	1.03		1,869.58
7/31	Div Domestic	EATON VANCE GLOBAL MACRO-I 07/30/15 INCOME DIVIDEND @ 0.033 PER SHARE AS OF 07/30/15 (ID 277923-72-8)	3,975.454	0.033		131.19
8/3	Interest Income	DEPOSIT SWEEP INTEREST FOR 07/01/15 - 07/31/15 @ 0.3% RATE ON AVG COLLECTED BALANCE OF \$109,178.58 AS OF 08/01/15				2.79
8/3	Div Domestic	BLACKROCK HIGH YIELD BOND 07/31/15 INCOME DIVIDEND @ 0.028 PER SHARE AS OF 07/31/15 (ID 091929-63-8)	5,492.578	0.037		200.58



ROSE L. FINDEISS TRUST ACCT R58043002
For the Period 1/1/15 to 12/31/15

INFLOWS & OUTFLOWS

Settle Date	Type Selection Method	Description	Quantity Cost	Per Unit Amount	PRINCIPAL Amount	INCOME Amount
8/3	Div Domestic	HSBC FDS TOTAL RETURN I 08/03/15 INCOME DIVIDEND @ 0 005 PER SHARE (ID. 40428X-15-6)	3,158,509	0 005		15 79
8/3	Div Domestic	PRUDENTIAL INVT PORTFOLIOS 9 PRU ABRTN FD Z 07/31/15 INCOME DIVIDEND @ 0 029 PER SHARE AS OF 07/31/15 (ID 74441J-82-9)	5,767,250	0 019		107 16
8/4	Div Domestic	DOUBLELINE TOTAL RET BD-I 07/31/15 INCOME DIVIDEND @ 0 040 PER SHARE AS OF 07/31/15 (ID 258620-10-3)	6,258 934	0 052		327 27
8/14	Fees & Commissions	2014 OH ST AG FLG FEE 31-6057467 TREASURERS CHECK NO 3598470				(200 00)
8/17	Fees & Commissions	JPMORGAN CHASE TRUST FEE FOR THE PERIOD 07-17-2015 TO 08-16-2015 ON TOTAL MV \$2,213,075 91 INC \$919 01 PRINC \$919 00 PRORATED BASE FEE \$125 00				(919 01)
8/17	Fees & Commissions	JPMORGAN CHASE TRUST FEE FOR THE PERIOD 07-17-2015 TO 08-16-2015 ON TOTAL MV \$2,213,075 91 INC \$919 01 PRINC \$919 00 PRORATED BASE FEE \$125 00			(919 00)	
8/21	Interest Income	2013 FED 990PF REFUND AS OF 08/20/15				86 69
8/21	Tax Refund	2013 FED 990PF REFUND AS OF 08/20/15			2,338 00	
8/28	Div Domestic	JPM STRAT INC OPP FD - SEL FUND 3844 @ 0 031 PER SHARE (ID 4812A4-35-1)	3 861 633	0 031		119 71
8/28	Div Domestic	JPM CORE BD FD - SEL FUND 3720 @ 0 023 PER SHARE (ID 4812C0-38-1)	11,039 410	0 023		253 91
8/28	Div Domestic	JPM EQ INC FD - SEL FUND 3128 @ 0 03622 PER SHARE (ID 4812C0-49-8)	1 658 700	0 036		60 08
8/28	Div Domestic	JPM SHORT DURATION BD FD - SEL FUND 3133 @ 0 009 PER SHARE (ID 4812C1-33-0)	6,282 891	0 009		56 55

J.P.Morgan



00407388031017423575
0040738803100013375



ROSE L. FINDEISS TRUST ACCT. R58043002
For the Period 1/1/15 to 12/31/15

INFLOWS & OUTFLOWS

Settle Date	Type Selection Method	Description	Quantity Cost	Per Unit Amount	PRINCIPAL Amount	INCOME Amount
8/28	Div Domestic	JPM UNCONSTRAINED DEBT FD - SELECT FUND 2130 @ 0 023 PER SHARE (ID 48121A-29-0)	4,559 682	0 023		104 87
8/28	Div Domestic	JPM INFLATION MGD BD FD - SEL FUND 2037 @ 0 019 PER SHARE (ID 48121A-56-3)	4,337 528	0 019		82 41
8/31	Div Domestic	EATON VANCE GLOBAL MACRO-I 08/28/15 INCOME DIVIDEND @ 0 033 PER SHARE AS OF 08/28/15 (ID 277923-72-8)	4,658 135	0 033		153 72
9/1	Interest Income	DEPOSIT SWEEP INTEREST FOR 08/01/15 - 08/31/15 @ 03% RATE ON AVG COLLECTED BALANCE OF \$123,114 60 AS OF 09/01/15				3 07
9/1	Div Domestic	HSBC FDS TOTAL RETURN I 09/01/15 INCOME DIVIDEND @ 0 005 PER SHARE (ID 40428X-15-6)	4,222 898	0 005		21 13
9/2	Div Domestic	BLACKROCK HIGH YIELD BOND 08/31/15 INCOME DIVIDEND @ 0 036 PER SHARE AS OF 08/31/15 (ID 091929-63-8)	5,492 578	0 036		196.94
9/2	Div Domestic	DOUBLELINE TOTAL RET BD-I 08/31/15 INCOME DIVIDEND @ 0 036 PER SHARE AS OF 08/31/15 (ID 258620-10-3)	6,258 934	0 036		227 22
9/2	Div Domestic	PRUDENTIAL INVT PORTFOLIOS 9 PRU ABRTN FD Z 08/31/15 INCOME DIVIDEND @ 0 018 PER SHARE AS OF 08/31/15 (ID 74441J-82-9)	4,593 310	0 018		82 14
9/16	Fees & Commissions	JPMORGAN CHASE TRUST FEE FOR THE PERIOD 08-17-2015 TO 09-16-2015 ON TOTAL MV \$2,121,949.29 INC \$858 93 PRINC \$858 92 PRORATED BASE FEE \$125 00				(858 93)
9/16	Fees & Commissions	JPMORGAN CHASE TRUST FEE FOR THE PERIOD 08-17-2015 TO 09-16-2015 ON TOTAL MV \$2,121,949 29 INC \$858 93 PRINC \$858 92 PRORATED BASE FEE \$125 00			(858 92)	



ROSE L. FINDEISS TRUST ACCT. R58043002
For the Period 1/1/15 to 12/31/15

INFLOWS & OUTFLOWS

Settle Date	Type Selection Method	Description	Quantity Cost	Per Unit Amount	PRINCIPAL Amount	INCOME Amount
9/29	Div Domestic	JPM MID CAP EQ FD - SEL FUND 689 @ 0 00666 PER SHARE (ID 4812A1-26-6)	539 318	0 007		3 59
9/29	Div Domestic	JPM STRAT INC OPP FD - SEL FUND 3844 @ 0 033 PER SHARE (ID 4812A4-35-1)	3,861 633	0 033		127 43
9/29	Div Domestic	JPM CORE BD FD - SEL FUND 3720 @ 0 023 PER SHARE (ID 4812C0-38-1)	12,840 444	0,023		295 33
9/29	Div Domestic	JPM EQ INC FD - SEL FUND 3128 @ 0 02459 PER SHARE (ID 4812C0-49-8)	1,658 700	0 025		40 79
9/29	Div Domestic	JPM SHORT DURATION BD FD - SEL FUND 3133 @ 0 009 PER SHARE (ID 4812C1-33-0)	6,282 891	0 009		56 55
9/29	Div Domestic	JPM MKT EXP ENH INDEX FD - SEL FUND 3708 @ 0 02676 PER SHARE (ID 4812C1-63-7)	4,368 391	0 027		116 90
9/29	Div Domestic	JPM UNCONSTRAINED DEBT FD - SELECT FUND 2130 @ 0 01 PER SHARE (ID 48121A-29-0)	4,559 682	0 01		45 60
9/29	Div Domestic	JPM INFLATION MGD BD FD - SEL FUND 2037 @ 0 014 PER SHARE (ID 48121A-56-3)	4,337 528	0 014		60 73
9/30	Div Domestic	EATON VANCE GLOBAL MACRO-I 09/29/15 INCOME DIVIDEND @ 0 032 PER SHARE AS OF 09/29/15 (ID 277923-72-8)	4,658 135	0 032		148 59
10/1	Interest Income	DEPOSIT SWEEP INTEREST FOR 09/01/15 - 09/30/15 @ 03% RATE ON AVG COLLECTED BALANCE OF \$146 711.49 AS OF 10/01/15				3 68
10/1	Div Domestic	ISHARES CORE S&P MID-CAP ETF @ 0 529326 PER SHARE (ID 464287-50-7)	332 000	0 529		175 74
10/1	Div Domestic	VANGUARD FTSE EUROPE ETF @ 0 225 PER SHARE (ID 922042-87-4)	401 000	0 225		90 23

J.P.Morgan



0094073880317423576
006407306800100013574



ROSE L. FINDEISS TRUST ACCT R58043002
For the Period 1/1/15 to 12/31/15

INFLOWS & OUTFLOWS

Settle Date	Type Selection Method	Description	Quantity Cost	Per Unit Amount	PRINCIPAL Amount	INCOME Amount
10/1	Div Domestic	BLACKROCK HIGH YIELD BOND 09/30/15 INCOME DIVIDEND @ 0 032 PER SHARE AS OF 09/30/15 (ID 091929-63-8)	5,492 578	0 032		178 31
10/1	Div Domestic	GATEWAY FUND-Y 09/30/15 INCOME DIVIDEND @ 0 118 PER SHARE AS OF 09/30/15 (ID 367829-88-4)	1,462 769	0 118		172 02
10/1	Div Domestic	HSBC FDS TOTAL RETURN I 10/01/15 INCOME DIVIDEND @ 0 005 PER SHARE (ID 40428X-15-6)	4,222 898	0 005		21 11
10/1	Div Domestic	PRUDENTIAL INVT PORTFOLIOS 9 PRU ABRTN FD Z 09/30/15 INCOME DIVIDEND @ 0 019 PER SHARE AS OF 09/30/15 (ID 74441J-82-9)	4,593 310	0 019		86 07
10/2	Div Domestic	DOUBLELINE TOTAL RET BD-1 09/30/15 INCOME DIVIDEND @ 0 037 PER SHARE AS OF 09/30/15 (ID 258620-10-3)	8,185 315	0 037		299 69
10/16	Fees & Commissions	JPMORGAN CHASE TRUST FEE FOR THE PERIOD 09-17-2015 TO 10-16-2015 ON TOTAL MV \$2,075,224 17 INC \$829 76 PRINC \$829 75 PRORATED BASE FEE \$125 00				(829 76)
10/16	Fees & Commissions	JPMORGAN CHASE TRUST FEE FOR THE PERIOD 09-17-2015 TO 10-16-2015 ON TOTAL MV \$2,075,224 17 INC \$829 76 PRINC \$829 75 PRORATED BASE FEE \$125 00			(829 75)	
10/22	Share Class Conv	BLACKROCK HIGH YIELD BOND TO 091929687 (ID 091929-63-8)	(5,492 578) (41,464 62)	7 56		
10/22	Share Class Conv	BLACKROCK HIGH YIELD BOND FUND FROM 091929638 (ID 091929-68-7)	5 492 578 41,464 62	7.56		
10/29	Div Domestic	JPM STRAT INC OPP FD - SEL FUND 3844 @ 0 034 PER SHARE (ID 4812A4-35-1)	3,861 633	0 034		131 30
10/29	Div Domestic	JPM CORE BD FD - SEL FUND 3720 @ 0 027 PER SHARE (ID 4812C0-38-1)	12,840 444	0 027		346 69



ROSE L. FINDEISS TRUST ACCT. R58043002
For the Period 1/1/15 to 12/31/15

INFLOWS & OUTFLOWS

Settle Date	Type Selection Method	Description	Quantity Cost	Per Unit Amount	PRINCIPAL Amount	INCOME Amount
10/29	Div Domest	JPM EQ INC FD - SEL FUND 3128 @ 0 00484 PER SHARE (ID 4812C0-49-8)	1,658 700	0 005		8 03
10/29	Div Domest	JPM SHORT DURATION BD FD - SEL FUND 3133 @ 0 009 PER SHARE (ID 4812C1-33-0)	6,282 891	0 009		56 55
10/29	Div Domest	JPM UNCONSTRAINED DEBT FD - SELECT FUND 2130 @ 0 017 PER SHARE (ID 48121A-29-0)	4,559 682	0 017		77 51
10/29	Div Domest	JPM INFLATION MGD BD FD - SEL FUND 2037 @ 0 011 PER SHARE (ID 48121A-56-3)	4,337 528	0 011		47 71
10/30	Div Domest	SPDR S&P 500 ETF TRUST @ 1 03343 PER SHARE (ID 78462F-10-3)	1,815 000	1 033		1,875 68
10/30	Div Domest	EATON VANCE GLOBAL MACRO-I 10/29/15 INCOME DIVIDEND @ 0 033 PER SHARE AS OF 10/29/15 (ID 277923-72-8)	4,658 135	0 033		153 72
11/2	Interest Income	DEPOSIT SWEEP INTEREST FOR 10/01/15 - 10/31/15 @ 03% RATE ON AVG COLLECTED BALANCE OF \$143 553 71 AS OF 11/01/15				3 72
11/2	Div Domest	BLACKROCK HIGH YIELD BOND 10/30/15 INCOME DIVIDEND @ 0 024 PER SHARE AS OF 10/30/15 (ID 091929-63-8)	12,941 412	0 01		129 91
11/2	Div Domest	BLACKROCK HIGH YIELD BOND FUND 10/30/15 INCOME DIVIDEND @ 0 010 PER SHARE AS OF 10/30/15 (ID 091929-68-7)	5 492 578	0 01		52 72
11/2	Div Domest	HSBC FDS TOTAL RETURN I 11/02/15 INCOME DIVIDEND @ 0 005 PER SHARE (ID 40428X-15-6)	4,222 898	0 005		21 11
11/2	Div Domest	PRUDENTIAL INVT PORTFOLIOS 9 PRU ABRTN FD Z 10/30/15 INCOME DIVIDEND @ 0 019 PER SHARE AS OF 10/30/15 (ID 74441J-82-9)	4,593 310	0 019		88 18



00540718803101742377
004407088000081577

J.P.Morgan



ROSE L. FINDEISS TRUST ACCT R58043002
For the Period 1/1/15 to 12/31/15

INFLOWS & OUTFLOWS

Settle Date	Type Selection Method	Description	Quantity Cost	Per Unit Amount	PRINCIPAL Amount	INCOME Amount
11/3	Div Domestic	DOUBLELINE TOTAL RET BD-I 10/30/15 INCOME DIVIDEND @ 0.036 PER SHARE AS OF 10/30/15 (ID 258620-10-3)	8,185.315	0.036		297.72
11/16	Fees & Commissions	JPMORGAN CHASE TRUST FEE FOR THE PERIOD 10-17-2015 TO 11-16-2015 ON TOTAL MV \$2,161,535.58 INC \$861.68 PRINC \$861.67 PRORATED BASE FEE \$125.00				(861.68)
11/16	Fees & Commissions	JPMORGAN CHASE TRUST FEE FOR THE PERIOD 10-17-2015 TO 11-16-2015 ON TOTAL MV \$2,161,535.58 INC \$861.68 PRINC \$861.67 PRORATED BASE FEE \$125.00			(861.67)	
11/23	Div Domestic	ARTISAN INTL VALUE FD-ADV 11/19/15 INCOME DIVIDEND @ 0.342 PER SHARE AS OF 11/19/15 (ID 04314H-66-7)	2,914.085	0.342		995.45
11/27	Div Domestic	JPM STRAT INC OPP FD - SEL FUND 3844 @ 0.035 PER SHARE (ID 4812A4-35-1)	3,861.633	0.035		135.16
11/27	Div Domestic	JPM CORE BD FD - SEL FUND 3720 @ 0.024 PER SHARE (ID 4812C0-38-1)	12,840.444	0.024		308.17
11/27	Div Domestic	JPM EQ INC FD - SEL FUND 3128 @ 0.03614 PER SHARE (ID 4812C0-49-8)	1,658.700	0.036		59.95
11/27	Div Domestic	JPM SHORT DURATION BD FD - SEL FUND 3133 @ 0.007 PER SHARE (ID 4812C1-33-0)	6,282.891	0.007		43.98
11/27	Div Domestic	JPM UNCONSTRAINED DEBT FD - SELECT FUND 2130 @ 0.038 PER SHARE (ID 48121A-29-0)	8,728.060	0.038		331.67
11/27	Div Domestic	JPM INFLATION MGD BD FD - SEL FUND 2037 @ 0.008 PER SHARE (ID 48121A-56-3)	4,337.528	0.008		34.70
11/30	Div Domestic	EATON VANCE GLOBAL MACRO-I 11/27/15 INCOME DIVIDEND @ 0.032 PER SHARE AS OF 11/27/15 (ID 277923-72-8)	4,658.135	0.032		148.59



ROSE L. FINDEISS TRUST ACCT. R58043002
For the Period 1/1/15 to 12/31/15

INFLOWS & OUTFLOWS

Settle Date	Type Selection Method	Description	Quantity Cost	Per Unit Amount	PRINCIPAL Amount	INCOME Amount
12/1	Interest Income	DEPOSIT SWEEP INTEREST FOR 11/01/15 - 11/30/15 @ 03% RATE ON AVG COLLECTED BALANCE OF \$151,914 01 AS OF 12/01/15				3 78
12/1	Div Domest	BLACKROCK HIGH YIELD PT-BLAC 11/30/15 INCOME DIVIDEND @ 0 032 PER SHARE AS OF 11/30/15 (ID 091929-68-7)	5,492 578	0 032		176 62
12/1	Div Domest	PRUDENTIAL ABS RET BND-Z 11/30/15 INCOME DIVIDEND @ 0 018 PER SHARE AS OF 11/30/15 (ID 74441J-82-9)	4,593 310	0 018		81 90
12/2	Div Domest	DOUBLELINE TOTL RET BND-I 11/30/15 INCOME DIVIDEND @ 0 034 PER SHARE AS OF 11/30/15 (ID 258620-10-3)	8,185 315	0 034		279 35
12/14	STCapitalGain Dist	JPM MID CAP EQ FD - SEL FUND 689 SHORT TERM CAPITAL GAINS @ 0 29255 (ID 4812A1-26-5)	539 318	0 293		157 78
12/14	STCapitalGain Dist	JPM CORE BD FD - SEL FUND 3720 SHORT TERM CAPITAL GAINS @ 0 00131 (ID 4812C0-38-1)	12,840 444	0 001		16 82
12/14	STCapitalGain Dist	JPM SHORT DURATION BD FD - SEL FUND 3133 SHORT TERM CAPITAL GAINS @ 0 0002 (ID 4812C1-33-0)	6,282 891			1 26
12/14	STCapitalGain Dist	JPM MKT EXP ENH INDEX FD - SEL FUND 3708 SHORT TERM CAPITAL GAINS @ 0,00509 (ID 4812C1-63-7)	4 368 391	0 005		22 24
12/15	Pmt to Beneficiary	PAID ROSE L FINDEISS TRUST ACH TRANSFER RMD DISBURSEMENT LETTER FROM CLIENT				(6,322 82)
12/15	Pmt to Beneficiary	PAID FAITH UNITED METHODIST CHURCH PAYMENT BY CHECK RMD DISBURSEMENT TREASURERS CHECK NO 3662484			(6,322 82)	
12/15	Pmt to Beneficiary	PAID BETHESDA HOSPITAL PAYMENT BY CHECK RMD DISBURSEMENT TREASURERS CHECK NO 3662485			(6,322 82)	

J.P.Morgan



005407888031017423578
0064607306803100003578



ROSE L. FINDEISS TRUST ACCT R58043002
For the Period 1/1/15 to 12/31/15

INFLOWS & OUTFLOWS

Settle Date	Type Selection Method	Description	Quantity Cost	Per Unit Amount	PRINCIPAL Amount	INCOME Amount
12/15	Pmt to Beneficiary	PAID OTTERBEIN COLLEGE PAYMENT BY CHECK RMD DISBURSEMENT TREASURERS CHECK NO 3662486			(6,322 82)	
12/15	Pmt to Beneficiary	PAID OTTERBEIN HOMES PAYMENT BY CHECK RMD DISBURSEMENT TREASURERS CHECK NO 3662487			(6,322 82)	
12/15	Grant Paid	PAID GENERAL BOARD OF GLOBAL MINIST PAYMENT BY CHECK RMD DISBURSEMENT TREASURERS CHECK NO 3662488			(6,322 82)	
12/15	Pmt to Beneficiary	PAID UNITED WAY PAYMENT BY CHECK RMD DISBURSEMENT TREASURERS CHECK NO 3662489			(6,322 82)	
12/15	Pmt to Beneficiary	PAID UNITED THEOLOGICAL SEMINARY RMD DISBURSEMENT RMD DISBURSEMENT TREASURERS CHECK NO 3662490			(1,730 80)	
12/15	Pmt to Beneficiary	PAID UNITED THEOLOGICAL SEMINARY RMD DISBURSEMENT RMD DISBURSEMENT TREASURERS CHECK NO 3662490				(4,592 02)
12/16	Misc Debit	TRANSFERRED BY ACH TO HUNTINGTON NATIONAL BANK FAO ROSE L. FINDEISS BALANCE DUE ON 2015 RMD			(5,972 33)	
12/16	Misc Debit	PAID GENERAL BOARD OF GLOBAL BALANCE DUE ON 2015 RMD BALANCE DUE ON 2015 RMD TREASURERS CHECK NO 3663875			(5,972 33)	
12/16	Pmt to Beneficiary	PAID UNITED THEOLOGICAL SEMINARY BALANCE DUE ON 2015 RMD BALANCE DUE ON 2015 RMD TREASURERS CHECK NO 3664116			(5,972 33)	
12/16	Pmt to Beneficiary	PAID UNITED WAY BALANCE DUE ON 2015 RMD BALANCE DUE ON 2015 RMD TREASURERS CHECK NO 3664117			(5,972 33)	
12/16	Pmt to Beneficiary	PAID OTTERBEIN HOMES BALANCE DUE ON 2015 RMD BALANCE DUE ON 2015 RMD TREASURERS CHECK NO 3664118			(5,972 33)	



ROSE L. FINDEISS TRUST ACCT R58043002
For the Period 1/1/15 to 12/31/15

INFLOWS & OUTFLOWS

Settle Date	Type Selection Method	Description	Quantity Cost	Per Unit Amount	PRINCIPAL Amount	INCOME Amount
12/16	Pmt to Beneficiary	PAID OTTERBEIN COLLEGE BALANCE DUE ON 2015 RMD BALANCE DUE ON 2015 RMD TREASURERS CHECK NO 3664119			(5,972.33)	
12/16	Pmt to Beneficiary	PAID BETHESDA HOSPITAL BALANCE DUE ON 2015 RMD BALANCE DUE ON 2015 RMD TREASURERS CHECK NO 3664120			(5,972.33)	
12/16	Pmt to Beneficiary	PAID FAITH UNITED METHODIST CHURCH BALANCE DUE ON 2015 RMD BALANCE DUE ON 2015 RMD TREASURERS CHECK NO. 3664121			(5,972.33)	
12/16	Fees & Commissions	JPMORGAN CHASE TRUST FEE FOR THE PERIOD 11-17-2015 TO 12-16-2015 ON TOTAL MV \$2,159,060.59 INC \$846.92 PRINC \$846.92 PRORATED BASE FEE \$125.00				(846.92)
12/16	Fees & Commissions	JPMORGAN CHASE TRUST FEE FOR THE PERIOD 11-17-2015 TO 12-16-2015 ON TOTAL MV \$2,159,060.59 INC \$846.92 PRINC \$846.92 PRORATED BASE FEE \$125.00			(846.92)	
12/18	STCapitalGain Dist	THE ARBITRAGE FD-1 12/17/15 SHORT TERM CAPITAL GAINS @ 0.241 PER SHARE AS OF 12/17/15 (ID 03875R-20-5)	3,377.505	0.241		814.35
12/21	Misc Receipt	TRANSFER FROM TRUST A/C TO TRUST A/C.				32.57
12/21	Misc Debit	INTERNAL TRANSFER OF FUNDS FROM R58043002 TO R58043002 COVERING INCOME OVERDRAFT			(32.57)	
12/21	STCapitalGain Dist	NEUBERGER BER MU/C OPP-INS 12/18/15 SHORT TERM CAPITAL GAINS @ 0.008 PER SHARE AS OF 12/18/15 (ID 64122Q-30-9)	4,439.229	0.008		36.85
12/21	Div Domestic	NEUBERGER BER MU/C OPP-INS 12/18/15 INCOME DIVIDEND @ 0.136 PER SHARE AS OF 12/18/15 (ID 64122Q-30-9)	4,439.229	0.137		605.95

J.P.Morgan



005407188003107423279
00840170488001000011179



ROSE L. FINDEISS TRUST ACCT R58043002
For the Period 1/1/15 to 12/31/15

INFLOWS & OUTFLOWS

Settle Date	Type Selection Method	Description	Quantity Cost	Per Unit Amount	PRINCIPAL Amount	INCOME Amount
12/22	Div Domestic	JPM GLBL RES ENH INDEX FD - SEL FUND 3457 @ 0 34444 PER SHARE (ID 46637K-51-3)	8,232 646	0 344		2,835 65
12/22	Div Domestic	JPM MID CAP EQ FD - SEL FUND 689 @ 0 06287 PER SHARE (ID 4812A1-26-6)	539 318	0 063		33 91
12/22	Div Domestic	JPM US LARGE CAP CORE PLUS FD - SEL FUND 1002 @ 0 06264 PER SHARE (ID 4812A2-38-9)	2,457,300	0 063		153 93
12/22	Div Domestic	JPM MKT EXP ENH INDEX FD - SEL FUND 3708 @ 0 03676 PER SHARE (ID 4812C1-63-7)	4,368 391	0 037		160 58
12/23	STCapitalGain Dist	BROWN ADV JAPAN ALPHA OPP-IS 12/21/15 SHORT TERM CAPITAL GAINS @ 0 179 PER SHARE AS OF 12/21/15 (ID. 115233-57-9)	3,447 315	0 179		616 04
12/23	Div Domestic	DODGE & COX INTL STOCK FD 12/22/15 INCOME DIVIDEND @ 0 840 PER SHARE AS OF 12/22/15 (ID 256206-10-3)	1,197 904	0 84		1,006.24
12/23	Div Domestic	GATEWAY FD-Y 12/22/15 INCOME DIVIDEND @ 0 084 PER SHARE AS OF 12/22/15 (ID 367829-88-4)	1,462 769	0 084		123 02
12/24	STCapitalGain Dist	BLACKROCK HIGH YIELD PT-BLAC 12/23/15 SHORT TERM CAPITAL GAINS @ 0 046 PER SHARE AS OF 12/23/15 (ID 091929-68-7)	5,492,578	0 046		255 11
12/24	Div Domestic	EQUINOX CAMPBELL STRATEGY-I 12/23/15 INCOME DIVIDEND @ 0 230 PER SHARE AS OF 12/23/15 (ID 29446A-81-9)	4,062 007	0 23		935 89
12/28	STCapitalGain Dist	DEUTSCHE X-TRACKERS MSCI JAP SHORT TERM CAPITAL GAINS @ 0 35136 (ID 233051-50-7)	52 000	0 351		18 27
12/28	STCapitalGain Dist	DEUTSCHE X-TRACKERS MSCI EUR SHORT TERM CAPITAL GAINS @ 0 02079 (ID 233051-85-3)	158 000	0 021		3 28
12/28	Div Domestic	DEUTSCHE X-TRACKERS MSCI JAP @ 0 0233 PER SHARE (ID 233051-50-7)	52,000	0 023		1 21



ROSE L. FINDEISS TRUST ACCT R58043002
For the Period 1/1/15 to 12/31/15

INFLOWS & OUTFLOWS

Settle Date	Type Selection Method	Description	Quantity Cost	Per Unit Amount	PRINCIPAL Amount	INCOME Amount
12/28	Div Domestic	DEUTSCHE X-TRACKERS MSCI EUR @ 0 04783 PER SHARE (ID 233051-85-3)	158 000	0 048		7 56
12/28	Div Domestic	ISHARES MSCI EAFE INDEX FUND @ 0 508359 PER SHARE (ID 464287-46-5)	1,075 000	0 508		546 49
12/28	Div Domestic	VANGUARD FTSE EUROPE ETF @ 0 202 PER SHARE (ID 922042-87-4)	401 000	0 202		81.00
12/30	Div Domestic	JPM STRAT INC OPP FD - SEL FUND 3844 @ 0 053 PER SHARE (ID 4812A4-35-1)	3,861,633	0 053		204 67
12/30	Div Domestic	JPM CORE BD FD - SEL FUND 3720 @ 0 023 PER SHARE (ID 4812C0-38-1)	12,840 444	0 023		295 33
12/30	Div Domestic	JPM EQ INC FD - SEL FUND 3128 @ 0 03665 PER SHARE (ID 4812C0-49-8)	1,658 700	0 037		60 79
12/30	Div Domestic	JPM SHOPT DURATION BD FD - SEL FUND 3133 @ 0 008 PER SHARE (ID 4812C1-33-0)	6,282,891	0 008		50 26
12/30	Div Domestic	JPM UNCONSTRAINED DEBT FD - SELECT FUND 2130 @ 0 044 PER SHARE (ID 48121A-29-0)	8,728 060	0 044		384 03
12/30	Div Domestic	JPM INFLATION MGD BD FD - SEL FUND 2037 @ 0 004 PER SHARE (ID 48121A-56-3)	4,337 528	0 004		17 35
12/30	Div Domestic	CAPITAL GR NON US EQUITY 12/30/15 INCOME DIVIDEND @ 0 133 PER SHARE (ID 14042Y-60-1)	7,302 070	0 133		972 93
12/31	Div Domestic	ISHARES CORE S&P MIDCAP ETF @ 0 691003 PER SHARE (ID 464287-50-7)	332 000	0 691		229 41
12/31	Div Domestic	BROWN ADV JAPAN ALPHA OPP-1S 12/29/15 INCOME DIVIDEND @ 0 949 PER SHARE AS OF 12/29/15 (ID 115233-57-9)	3,447 315	0 949		3,270 02
12/31	Div Domestic	EATON VANCE GLOBAL MACRO-I 12/30/15 INCOME DIVIDEND @ 0 033 PER SHARE AS OF 12/30/15 (ID 277923-72-8)	4,658 135	0 033		153 72

J.P.Morgan



005407380801017423580
005407380801017423580



ROSE L. FINDEISS TRUST ACCT R58043002
For the Period 1/1/15 to 12/31/15

INFLOWS & OUTFLOWS

Settle Date	Type Selection Method	Description	Quantity Cost	Per Unit Amount	PRINCIPAL Amount	INCOME Amount
12/31	Div Domestic	EATON VANCE GLOBAL MACRO-I 12/30/15 INCOME DIVIDEND @ 0.033 PER SHARE AS OF 12/30/15 (ID 277923-72-8)	4,658.135	0.113		527.30
Total Inflows & Outflows					(\$123,933.93)	(\$2,992.58)

TRADE ACTIVITY

Note L indicates Long Term Realized Gain/Loss S indicates Short Term Realized Gain/Loss

Trade Date Settle Date	Type Selection Method	Description	Quantity	Per Unit Amount	Proceeds	Tax Cost	Realized Gain/Loss
Settled Sales/Maturities/Redemptions							
1/20 1/20	Redemption Pro Rata	BARC BREN PALLADIUM 01/20/15 LINKED TO PLDMLNPM 10% BUFFER- 1.4X LEV 10%CAP - 14% MAX RETURN INITIAL LEVEL 1/2/14 PLDMLNPM 710 TO REDEMPTION (ID 06741T-3V-7)	(11,000.000)	114.00	12,540.00	(10,890.00)	1,650.00 L
1/30 2/2	Sale FIFO	OAKMARK INTERNATIONAL FD-I (ID 413838-20-2)	(2,561.855)	23.35	59,819.31	(64,875.23)	(5,055.92) L
1/30 2/2	Sale FIFO	PIMCO UNCONSTRAINED BOND-P (ID 72201M-45-3)	(4,808.031)	11.16	53,657.63	(55,442.29)	(1,784.66) L
1/30 2/2	Sale FIFO	THE ARBITRAGE FUND-I (ID 03875R-20-5)	(1,748.499)	13.08	22,870.37	(23,080.19)	(209.82) L
1/29 2/3	Sale FIFO	ISHARES MSCI EAFE INDEX FUND @ 62.1998 10,014.16 BROKERAGE 2.41 TAX &/OR SEC 22 DEUTSCHE BANC ALEX BROWN INC (ID 464287-46-5)	(161.000)	62.183	10,011.53	(10,805.26)	(793.73) L
1/29 2/3	Sale FIFO	ISHARES MSCI EAFE INDEX FUND @ 61.9812 7,127.83 BROKERAGE 1.72 TAX &/OR SEC 15 UBS SECURITIES LLC (ID 464287-46-5)	(115.000)	61.965	7,125.96	(7,718.04)	(592.08) L



ROSE L. FINDEISS TRUST ACCT R58043002
For the Period 1/1/15 to 12/31/15

Trade Date Settle Date	Type Selection Method	Description	Quantity	Per Unit Amount	Proceeds	Tax Cost	Realized Gain/Loss
Settled Sales/Maturities/Redemptions							
1/29 2/3	Sale FIFO	ISHARES MSCI EAFE INDEX FUND @ 61 9902 14,567 69 BROKERAGE 3 52 TAX &/OR SEC 32 BARCLAYS CAPITAL LE (ID 464287-46-5)	(235 000)	61 974	14,563 85	(15,771 65)	(1,207 80) L
1/30 2/4	Sale FIFO	ISHARES MSCI EAFE INDEX FUND @ 61 4523 2,580 99 BROKERAGE 0 94 TAX &/OR SEC 05 JPMORGAN CLEARING CORP (ID 464287-46-5)	(42 000)	61 429	2,580 00	(2,818 76)	(238 76) L
1/30 2/4	Sale FIFO	ISHARES MSCI EAFE INDEX FUND @ 61 2819 1,777 17 BROKERAGE 0 43 TAX &/OR SEC 03 UBS SECURITIES LLC (ID 464287-46-5)	(29,000)	61 266	1,776 71	(1,946 29)	(169 58) L
1/30 2/4	Sale FIFO	ISHARES MSCI EAFE INDEX FUND @ 61 5382 13,846 09 BROKERAGE 3 37 TAX &/OR SEC 30 MERRILL LYNCH PIERCE FENNER & SMIT (ID 464287-46-5)	(225 000)	61 522	13,842.42	(15,100 52)	(1,258 10) L
2/2 2/5	Sale FIFO	ISHARES MSCI EAFE INDEX FUND @ 61 6219 1,725 41 BROKERAGE 0 42 TAX &/OR SEC 03 KNIGHT EQUITY MARKETS L.P. (ID 464287-46-5)	(28 000)	61 606	1,724 96	(1,879 17)	(154 21) L
2/25 2/25	Redemption Pro Rata	CS CYCLICAL SECT REL PERF NT 2/25/15 1 09 XLEV BASKET UPSIDE- UNCAPPED 1 1 SPX DOWNSIDE 2/7/14 SPX 1797 02 BSKT IXM 212 50 IXI 504 93 IXT 351 01 TO REDEMPTION (ID 22547Q-HK-5)	(20,000 000)	119 156	23,831 20	(19,800 00)	4 031 20 L
3/27 4/1	Sale FIFO	BARC MARKET PLUS WTI 06/22/15 LNKD TO CL1 80% BARRIER- 7 20%CPN ,UNCAPPED INITIAL LEVEL 04/11/14 CL1 103.74 @ 48 95 JP MORGAN SECURITIES LLC F I (ID 06741U-BY-9)	(12,000 000)	48 95	5,874 00	(11,856 00)	(5,982 00) S
5/15 5/18	Sale FIFO	JPM SHORT DURATION BD FD - SEL FUND 3133 JP MORGAN CHASE BANK AS SHAREHOLDER SERVICING AGENT @ 10 92 (ID 4812C1-33-0)	(4,184 982)	10 92	45 700 00	(45,166 52)	533 48 L
5/15 5/18	Sale FIFO	INV BALANCED-RISK ALLOC-Y (ID 00141V-69-7)	(2,701 458)	12 00	32,417 50	(34,389 56)	(1,972 06) L



005107888031 017423581
0064673068001800013841

J.P.Morgan



ROSE L. FINDEISS TRUST ACCT R58043002
For the Period 1/1/15 to 12/31/15

Trade Date Settle Date	Type Selection Method	Description	Quantity	Per Unit Amount	Proceeds	Tax Cost	Realized Gain/Loss
Settled Sales/Maturities/Redemptions							
5/15 5/18	Sale FIFO	ARTISAN INTL VALUE FUND - ADV (ID 04314H-66-7)	(415 535)	36 82	15,300 00	(9,396 24)	5,903 76 L
7/31 8/3	Sale FIFO	ABERDEEN ASIA-PAC XJ-INST EQUITY FUND - INSTITUTIONAL SERVICE SHARES (ID 003021-69-8)	(1,781 060)	11 23	20,001 30	(20,500 00)	(498.70) S
7/31 8/3	Sale FIFO	INV BALANCE RISK COMM STR-Y BLRSK CMD FD Y (ID 00888Y-50-8)	(3,236 636)	6 74	21,814 93	(24,825 00)	(3,010 07) S
7/31 8/3	Sale FIFO	DOUBLELINE TOTAL RET BD-J (ID 258620-10-3)	(2,025 885)	10 92	22,122 66	(22,692 89)	(570 23) L
7/31 8/3	Sale FIFO	GOTHAM ABSOLUTE RETURN FUND (ID 360873-13-7)	(620 649)	12.96	8,043 61	(8,149 12)	(105 51) L
7/31 8/3	Sale FIFO	GATEWAY FUND-Y (ID 367829-88-4)	(860 133)	30 20	25,976 01	(22,913 94)	3,062 07 L
7/31 8/3	Sale FIFO	MATTHEWS PACIFIC TIGER FD-IS (ID 577130-83-4)	(756 356)	27 25	20,610 71	(17,016 50)	3,594 21 L
7/31 8/3	Sale FIFO	JPM GLBL RES ENH INDEX FD - SEL FUND 3457 JP MORGAN CHASE BANK AS SHAREHOLDER SERVICING AGENT @ 19 16 (ID 46637K-51-3)	(415 659)	19 16	7,964 02	(6,405 30)	1,558 72 L
7/31 8/3	Sale FIFO	JPM MID CAP EQ FD - SEL FUND 689 JP MORGAN CHASE BANK AS SHAREHOLDER SERVICING AGENT @ 48 33 (ID 4812A1-26-6)	(155 632)	48 33	7,521 70	(5,194 69)	2,327 01 L
7/31 8/3	Sale FIFO	JPM US LARGE CAP CORE PLUS FD - SEL FUND 1002 JP MORGAN CHASE BANK AS SHAREHOLDER SERVICING AGENT @ 30 45 (ID 4812A2-38-9)	(428 649)	30 45	13,052 37	(8,328 65)	4,723 72 L
7/31 8/3	Sale FIFO	JPM CORE BD FD - SEL FUND 3720 JP MORGAN CHASE BANK AS SHAREHOLDER SERVICING AGENT @ 11 70 (ID 4812C0-38-1)	(5,029 597)	11 70	58,846 28	(54,040 77)	4,805 51 L
7/31 8/3	Sale FIFO	PRUDENTIAL INVT PORTFOLIOS 9 PRU ABRTN FD Z (ID 74441J-82-9)	(1,173 940)	9 62	11,293 30	(11,398 96)	(105 66) S



ROSE L. FINDEISS TRUST ACCT R58043002
For the Period 1/1/15 to 12/31/15

Trade Date Settle Date	Type Selection Method	Description	Quantity	Per Unit Amount	Proceeds	Tax Cost	Realized Gain/Loss
Settled Sales/Maturities/Redemptions							
8/31 9/1	Sale FIFO	MATTHEWS PACIFIC TIGER FD-IS (ID 577130-83-4)	(2,442,566)	24.44	59,696.31	(59,154.18)	3,341.89 L (2,799.76) S
11/5 11/6	Sale FIFO	HSBC FDS TOTAL RETURN I (ID 40428X-15-6)	(4,222,898)	10.28	43,411.39	(43,582.04)	31.58 L (202.23) S
11/5 11/10	Sale FIFO	DEUTSCHE XTRAC MSCI EAFE HEDGE FD @ 28.2596 4.267.19 BROKERAGE 2.26 TAX &/OR SEC 07 UBS SECURITIES LLC (ID 233051-20-0)	(151,000)	28.244	4,264.86	(4,472.84)	(207.98) S
11/5 11/10	Sale FIFO	DEUTSCHE XTRAC MSCI EAFE HEDGE FD @ 28.16 2.083.84 BROKERAGE 1.11 TAX &/OR SEC 03 UBS SECURITIES LLC (ID 233051-20-0)	(74,000)	28.145	2,082.70	(2,192.13)	(109.43) S
11/23 11/23	LT Capital Gain Distribution	ARTISAN INTL VALUE FD-ADV 11/19/15 LONG TERM CAPITAL GAINS @ 1.682 PER SHARE AS OF 11/19/15 (ID 04314H-66-7)	2,914,085	1.682	4,900.62		
11/23 11/24	Sale FIFO	CREDIT SUISSE COMM RET ST-I (ID 22544R-30-5)	(6,603,152)	4.68	30,902.75	(34,732.58)	(3,829.83) S
12/9 12/9	Redemption Pro Rata	MS PALLADIUM BREN 12/09/15 LNKD TO PLDMLNPM 116.30% LEVERAGE, 10% BUFFER 11/20/14 INITIAL STRIKE 771 TO REDEMPTION (ID 61762G-CM-4)	(11,000,000)	77.36	8,509.61	(10,890.00)	(2,380.39) L
12/14 12/14	LT Capital Gain Distribution	JPM MID CAP EQ FD - SEL FUND 689 LONG TERM CAPITAL GAINS @ 1.81851 (ID 4812A1-26-6)	539,318	1.819	980.76		
12/14 12/14	LT Capital Gain Distribution	JPM US LARGE CAP CORE PLUS FD - SEL FUND 1002 LONG TERM CAPITAL GAINS @ 2.4152 (ID 4812A2-38-9)	2,457,300	2.415	5,934.87		
12/14 12/14	LT Capital Gain Distribution	JPM CORE BD FD - SEL FUND 3720 LONG TERM CAPITAL GAINS @ 0.02146 (ID 4812C0-38-1)	12,840,444	0.021	275.56		
12/14 12/14	LT Capital Gain Distribution	JPM EQ INC FD - SEL FUND 3128 LONG TERM CAPITAL GAINS @ 0.10498 (ID 4812C0-49-8)	1,658,700	0.105	174.13		



005407188801017423582
006107206801090013182

J.P.Morgan



ROSE L. FINDEISS TRUST ACCT R58043002
For the Period 1/1/15 to 12/31/15

Trade Date Settle Date	Type Selection Method	Description	Quantity	Per Unit Amount	Proceeds	Tax Cost	Realized Gain/Loss
Settled Sales/Maturities/Redemptions							
12/14 12/14	LT Capital Gain Distribution	JPM SHORT DURATION BD FD - SEL FUND 3133 LONG TERM CAPITAL GAINS @ 0 00846 (ID 4812C1-33-0)	6,282.891	0 008	53 15		
12/14 12/14	LT Capital Gain Distribution	JPM MKT EXP ENH INDEX FD - SEL FUND 3708 LONG TERM CAPITAL GAINS @ 2 13178 (ID 4812C1-63-7)	4,368.391	2 132	9,312 45		
12/18 12/18	LT Capital Gain Distribution	THE ARBITRAGE FD-I 12/17/15 LONG TERM CAPITAL GAINS @ 0 055 PER SHARE AS OF 12/17/15 (ID 03875R-20-5)	3,377 505	0 055	186 24		
12/18 12/18	LT Capital Gain Distribution	GOTHAM ABSOLUTE RETURN-INS 12/17/15 LONG TERM CAPITAL GAINS @ 0 167 PER SHARE AS OF 12/17/15 (ID 360873-13-7)	2,686 844	0 167	449 03		
12/21 12/21	LT Capital Gain Distribution	NEUBERGER BER MU/C OPP-INS 12/18/15 LONG TERM CAPITAL GAINS @ 0 414 PER SHARE AS OF 12/18/15 (ID 64122Q-30-9)	4,439 229	0 414	1,836 95		
12/23 12/23	LT Capital Gain Distribution	BROWN ADV JAPAN ALPHA OPP-IS 12/21/15 LONG TERM CAPITAL GAINS @ 0 020 PER SHARE AS OF 12/21/15 (ID 115233-57-9)	3,447 315	0 02	67 29		
12/28 12/28	LT Capital Gain Distribution	DEUTSCHE X-TRACKERS MSCI JAP LONG TERM CAPITAL GAINS @ 0 52252 (ID 233051-50-7)	52 000	0 523	27 17		
12/28 12/28	LT Capital Gain Distribution	DEUTSCHE X-TRACKERS MSCI EUR LONG TERM CAPITAL GAINS @ 0.12353 (ID 233051-85-3)	158 000	0 124	19 52		
Total Settled Sales/Maturities/Redemptions					\$713,967 69	(\$687,425.31)	\$19,070.30 L (\$16,745.66) S



ROSE L. FINDEISS TRUST ACCT R58043002
For the Period 1/1/15 to 12/31/15

Trade Date Settle Date	Type	Description	Quantity	Per Unit Amount	Market Cost
Settled Securities Purchased					
1/30 2/2	Purchase	ABERDEEN ASIA-PAC XJ-INST EQUITY FUND - INSTITUTIONAL SERVICE SHARES @ 11 51 MUTUAL FUND ISSUER (ID 003021-69-8)	1,781 060	11 51	(20,500 00)
1/30 2/2	Purchase	JPM CORE BD FD - SEL FUND 3720 JP MORGAN CHASE BANK AS SHAREHOLDER SERVICING AGENT @ 11 96 (ID 4812C0 38-1)	1 642.977	11 96	(19 650 00)
1/30 2/2	Purchase	PRUDENTIAL INVT PORTFOLIOS 9 PRU ABRTN FD Z (ID 74441J-82-9)	5,767 250	9 71	(56,000 00)
1/30 2/2	Purchase	EQUINOX FDS TR EQNX CB STGY I (ID 29446A-81-9)	645 816	12 31	(7,950 00)
1/30 2/4	Purchase	SPDR S&P 500 ETF TRUST @ 199 3509 32 892 89 BROKERAGE 2 47 DEUTSCHE BANC ALEX BROWN INC (ID 78462F-10-3)	165 000	199 366	(32,895 36)
1/30 2/4	Purchase	BARC EAFE REN MAT 02/18/16 2X LEV, 10 57% CAP, 21.14% MAX INITIAL LEVEL-01/30/15 SX5E 3351 44 UKX 6749 40 TPX 1415 07 @ 99 00 JP MORGAN SECURITIES LLC F I (ID 06741U-QC-1)	45,000 000	99.00	(44,550 00)
2/20 2/25	Purchase	SPDR S&P 500 ETF TRUST @ 210 116 11 556 38 BROKERAGE 0 82 ABEL NOSER CORP (ID 78462F-10-3)	55 000	210 131	(11,557 20)
5/15 5/18	Purchase	JPM CORE BD FD - SEL FUND 3720 JP MORGAN CHASE BANK AS SHAREHOLDER SERVICING AGENT @ 11 78 (ID 4812C0-38-1)	4,692 275	11 78	(55,275 00)
5/15 5/18	Purchase	EATON VANCE GLOBAL MACRO-I (ID: 277923-72-8)	3,975 454	9 37	(37,250 00)
7/31 8/3	Purchase	BROWN ADV JAPAN ALPHA OPP-IS (ID 115233-57-9)	1,172 115	12 91	(15,132 00)
7/31 8/3	Purchase	CREDIT SUISSE COMMODITY RETURN STRATEGY FUND (ID 22544R-30-5)	6,603 152	5 26	(34,732 58)

J.P.Morgan

Page 41 of 43

001742 3583 of 4005 R5P00026 X3 11/11/15/15



001742 3583 of 4005 R5P00026 X3 11/11/15/15



ROSE L. FINDEISS TRUST ACCT R58043002
For the Period 1/1/15 to 12/31/15

Trade Date Settle Date	Type	Description	Quantity	Per Unit Amount	Market Cost
Settled Securities Purchased					
7/31 8/3	Purchase	THE ARBITRAGE FUND-I (ID 03875R-20-5)	3,377 505	13 10	(44,245 32)
7/31 8/3	Purchase	DODGE & COX INTL STOCK FUND (ID 256206-10-3)	1,197 904	43 03	(51,545 80)
7/31 8/3	Purchase	EATON VANCE GLOBAL MACRO-I (ID 277923-72-8)	682 681	9.30	(6,348 93)
7/31 8/3	Purchase	JPM INFLATION MGD BD FD - SEL FUND 2037 JP MORGAN CHASE BANK AS SHAREHOLDER SERVICING AGENT @ 10 21 (ID 48121A-56-3)	253 828	10 21	(2,591 58)
7/31 8/3	Purchase	HSBC FDS TOTAL RETURN I (ID 40428X-15-6)	1,064 389	10 47	(11,144 15)
7/31 8/5	Purchase	DEUTSCHE XTRAC MSCI EAFE HEDGE FD @ 29 5982 3,137 40 BROKERAGE 2.38 GOLDMAN SACHS & CO (ID 233051-20-0)	106 000	29 621	(3,139 78)
7/31 8/5	Purchase	ISHARES MSCI EAFE INDEX FUND @ 64 7625 9,584 84 BROKERAGE 2 22 CREDIT SUISSE FIRST BOSTON LLC (ID 464287-46-5)	148 000	64 777	(9,587 06)
7/31 8/5	Purchase	VANGUARD FTSE EUROPE ETF @ 55 3819 22,208 14 BROKERAGE 6 01 MERRILL LYNCH PIERCE FENNER & SMIT (ID 922042-87-4)	401 000	55 397	(22,214 15)
7/31 8/6	Purchase	DEUTSCHE XTRAC MSCI EAFE HEDGE FD @ 29 6085 3,523 41 BROKERAGE 1 78 UBS SECURITIES LLC (ID 233051-20-0)	119 000	29 623	(3,525 19)
9/3 9/4	Purchase	JPM CORE BD FD - SEL FUND 3720 JP MORGAN CHASE BANK AS SHAREHOLDER SERVICING AGENT @ 11 68 (ID 4812C0-38-1)	1,801 034	11 68	(21,036 08)
9/3 9/4	Purchase	DOUBLELINE TOTAL RET BD-I (ID 258620-10-3)	1,926 381	10 92	(21,036 08)

J.P. Morgan



ROSE L. FINDEISS TRUST ACCT R58043002
For the Period 1/1/15 to 12/31/15

Trade Date Settle Date	Type	Description	Quantity	Per Unit Amount	Market Cost
Settled Securities Purchased					
11/5 11/10	Purchase	DEUTSCHE X-TRACKERS MSCI EUROPE HEDGED EQUITY ETF @ 27 05 4,273 90 BROKERAGE 2 37 UBS SECURITIES LLC (ID 233051-85-3)	158,000	27 065	(4,276 27)
11/5 11/10	Purchase	DEUTSCHE X-TRACS MSCI JAPAN HEDGE FD @ 40 1099 2,085 71 BROKERAGE 0 78 UBS SECURITIES LLC (ID 233051 50-7)	52 000	40 125	(2 086 49)
11/16 11/17	Purchase	JPM GLBL RES ENH INDEX FD - SEL FUND 3457 JP MORGAN CHASE BANK AS SHAREHOLDER SERVICING AGENT @ 18 27 (ID 46537K-51-3)	1,297 209	18 27	(23,700 00)
11/16 11/17	Purchase	JPM UNCONSTRAINED DEBT FD - SELECT FUND 2130 JP MORGAN CHASE BANK AS SHAREHOLDER SERVICING AGENT @ 9 74 (ID 48121A-29-0)	4 168 378	9 74	(40 600 00)
11/16 11/19	Purchase	ISHARES MSCI EAFE INDEX FUND @ 59 8839 12,934 92 BROKERAGE 3 24 INVESTMENT TECHNOLOGY GROUP (ITG) (ID 464287-46-5)	216 000	59 899	(12,938 16)
Total Settled Securities Purchased					(\$615,507.18)



00407388021017423584
006607306802100013584

J.P.Morgan

J.P. Morgan

THIS PAGE INTENTIONALLY LEFT BLANK

J.P. Morgan