



See a Social Security Number? Say Something!
Report Privacy Problems to <https://public.resource.org/privacy>
Or call the IRS Identity Theft Hotline at 1-800-908-4490



Form **990-PF**

Return of Private Foundation

OMB No. 1545-0052

Department of the Treasury
Internal Revenue Service

or Section 4947(a)(1) Trust Treated as Private Foundation
Do not enter social security numbers on this form as it may be made public.

2015

Information about Form 990-PF and its separate instructions is at www.irs.gov/form990pf

Open to Public Inspection

For calendar year **2015** or tax year beginning **2015**, and ending **20**

Name of foundation: **SHEETS BLANCHE TRUST R57962004**

Number and street (or P O box number if mail is not delivered to street address): **10 S DEARBORN IL1-0117**

Room/suite: _____

City or town, state or province, country, and ZIP or foreign postal code: **CHICAGO, IL 60603**

A Employer identification number
31-6021013

B Telephone number (see instructions)
866-888-5157

C If exemption application is pending, check here

D 1 Foreign organizations, check here
2 Foreign organizations meeting the 85% test, check here and attach computation

E If private foundation status was terminated under section 507(b)(1)(A), check here

F If the foundation is in a 60-month termination under section 507(b)(1)(B), check here

G Check all that apply:
 Initial return
 Final return
 Address change
 Initial return of a former public charity
 Amended return
 Name change

H Check type of organization: Section 501(c)(3) exempt private foundation
 Section 4947(a)(1) nonexempt charitable trust
 Other taxable private foundation

I Fair market value of all assets at end of year (from Part II, col. (c), line 16) **\$ 1,074,228.**

J Accounting method: Cash Accrual
 Other (specify) _____
 (Part I, column (d) must be on cash basis)

Part I Analysis of Revenue and Expenses (The total of amounts in columns (b), (c), and (d) may not necessarily equal the amounts in column (a) (see instructions))		(a) Revenue and expenses per books	(b) Net investment income	(c) Adjusted net income	(d) Disbursements for charitable purposes (cash basis only)
1 Contributions, gifts, grants, etc., received (attach schedule)					
2 Check <input checked="" type="checkbox"/> if the foundation is not required to attach Sch. B.					
3 Interest on savings and temporary cash investments					
4 Dividends and interest from securities		22,911.	22,844.		
5a Gross rents					
b Net rental income or (loss)					
6a Net gain or (loss) from sale of assets not on line 10		6,898.			
b Gross sales price for all assets on line 6a		428,169.			
7 Capital gain net income (from Part IV, line 2)			6,898.		
8 Net short-term capital gain					
9 Income modifications					
10a Gross sales less returns and allowances					
b Less Cost of goods sold					
c Gross profit or (loss) (attach schedule)					
11 Other income (attach schedule)		-288.			STMT 1
12 Total. Add lines 1 through 11		29,521.	29,742.		
13 Compensation of officers, directors, trustees, etc.		11,528.	6,917.		4,611.
14 Other employee salaries and wages			NONE	NONE	
15 Pension plans, employee benefits			NONE	NONE	
16a Legal fees (attach schedule)					
b Accounting fees (attach schedule)					
c Other professional fees (attach schedule)					
17 Interest					
18 Taxes (attach schedule) (see instructions)		379.	279.		
19 Depreciation (attach schedule) and depletion					
20 Occupancy					
21 Travel, conferences, and meetings			NONE	NONE	
22 Printing and publications			NONE	NONE	
23 Other expenses (attach schedule)		322.			322.
24 Total operating and administrative expenses. Add lines 13 through 23		12,229.	7,196.	NONE	4,933.
25 Contributions, gifts, grants paid		36,770.			36,770.
26 Total expenses and disbursements. Add lines 24 and 25		48,999.	7,196.	NONE	41,703.
27 Subtract line 26 from line 12					
a Excess of revenue over expenses and disbursements		-19,478.			
b Net investment income (if negative, enter -0-)			22,546.		
c Adjusted net income (if negative, enter -0-)					

ENVELOPE OPENED MAY 06 2016

RECEIVED
MAY 10 2016
GODEN-INT

Part II Balance Sheets		Attached schedules and amounts in the description column should be for end-of-year amounts only (See instructions)	Beginning of year	End of year	
			(a) Book Value	(b) Book Value	(c) Fair Market Value
Assets	1	Cash - non-interest-bearing	3,575.	4,131.	4,131.
	2	Savings and temporary cash investments	34,087.	60,453.	60,453.
	3	Accounts receivable ▶			
		Less: allowance for doubtful accounts ▶			
	4	Pledges receivable ▶			
		Less: allowance for doubtful accounts ▶			
	5	Grants receivable			
	6	Receivables due from officers, directors, trustees, and other disqualified persons (attach schedule) (see instructions)			
	7	Other notes and loans receivable (attach schedule) ▶			
		Less: allowance for doubtful accounts ▶	NONE		
	8	Inventories for sale or use			
	9	Prepaid expenses and deferred charges			
	10a	Investments - U S. and state government obligations (attach schedule)			
	b	Investments - corporate stock (attach schedule)	544,213.	541,937.	615,984.
	c	Investments - corporate bonds (attach schedule)	259,582.	285,625.	276,897.
	Liabilities	11	Investments - land, buildings, and equipment basis ▶ Less: accumulated depreciation (attach schedule) ▶		
12		Investments - mortgage loans			
13		Investments - other (attach schedule)	189,241.	119,065.	116,763.
14		Land, buildings, and equipment basis ▶ Less: accumulated depreciation (attach schedule) ▶			
15		Other assets (describe ▶)			
16		Total assets (to be completed by all filers - see the instructions. Also, see page 1, item I)	1,030,698.	1,011,211.	1,074,228.
17		Accounts payable and accrued expenses			
18		Grants payable			
19		Deferred revenue			
20		Loans from officers, directors, trustees, and other disqualified persons			
21	Mortgages and other notes payable (attach schedule)				
22	Other liabilities (describe ▶)				
23	Total liabilities (add lines 17 through 22)		NONE		
Net Assets or Fund Balances	Foundations that follow SFAS 117, check here ▶ <input type="checkbox"/> and complete lines 24 through 26 and lines 30 and 31.				
	24	Unrestricted			
	25	Temporarily restricted			
	26	Permanently restricted			
	Foundations that do not follow SFAS 117, check here ▶ <input checked="" type="checkbox"/> and complete lines 27 through 31.				
	27	Capital stock, trust principal, or current funds	1,030,698.	1,011,211.	
	28	Paid-in or capital surplus, or land, bldg, and equipment fund			
29	Retained earnings, accumulated income, endowment, or other funds				
30	Total net assets or fund balances (see instructions)	1,030,698.	1,011,211.		
31	Total liabilities and net assets/fund balances (see instructions)	1,030,698.	1,011,211.		

Part III Analysis of Changes in Net Assets or Fund Balances

1	Total net assets or fund balances at beginning of year - Part II, column (a), line 30 (must agree with end-of-year figure reported on prior year's return)	1	1,030,698.
2	Enter amount from Part I, line 27a	2	-19,478.
3	Other increases not included in line 2 (itemize) ▶	3	
4	Add lines 1, 2, and 3	4	1,011,220.
5	Decreases not included in line 2 (itemize) ▶ COST BASIS ADJUSTMENT	5	9.
6	Total net assets or fund balances at end of year (line 4 minus line 5) - Part II, column (b), line 30	6	1,011,211.

Part IV Capital Gains and Losses for Tax on Investment Income

(a) List and describe the kind(s) of property sold (e.g., real estate, 2-story brick warehouse; or common stock, 200 shs. MLC Co)		(b) How acquired P - Purchase D - Donation	(c) Date acquired (mo., day, yr.)	(d) Date sold (mo., day, yr.)
1a PUBLICLY TRADED SECURITIES				
b				
c				
d				
e				
(e) Gross sales price	(f) Depreciation allowed (or allowable)	(g) Cost or other basis plus expense of sale	(h) Gain or (loss) (e) plus (f) minus (g)	
a 428,169.		421,271.	6,898.	
b				
c				
d				
e				
Complete only for assets showing gain in column (h) and owned by the foundation on 12/31/69				(i) Gains (Col. (h) gain minus col. (k), but not less than -0-) or Losses (from col. (h))
(i) F.M.V. as of 12/31/69	(j) Adjusted basis as of 12/31/69	(k) Excess of col. (i) over col. (j), if any		
a				6,898.
b				
c				
d				
e				
2 Capital gain net income or (net capital loss)		{ If gain, also enter in Part I, line 7 If (loss), enter -0- in Part I, line 7 }		2 6,898.
3 Net short-term capital gain or (loss) as defined in sections 1222(5) and (6): If gain, also enter in Part I, line 8, column (c) (see instructions). If (loss), enter -0- in Part I, line 8		{ }		3

Part V Qualification Under Section 4940(e) for Reduced Tax on Net Investment Income

(For optional use by domestic private foundations subject to the section 4940(a) tax on net investment income.)

If section 4940(d)(2) applies, leave this part blank.

Was the foundation liable for the section 4942 tax on the distributable amount of any year in the base period? Yes No
 If "Yes," the foundation does not qualify under section 4940(e). Do not complete this part.

1 Enter the appropriate amount in each column for each year; see the instructions before making any entries.			
(a) Base period years Calendar year (for tax year beginning in)	(b) Adjusted qualifying distributions	(c) Net value of noncharitable-use assets	(d) Distribution ratio (col. (b) divided by col. (c))
2014	91,877.	1,184,778.	0.077548
2013	18,700.	1,129,949.	0.016549
2012			
2011			
2010			
2 Total of line 1, column (d)		2 0.094097	
3 Average distribution ratio for the 5-year base period - divide the total on line 2 by 5, or by the number of years the foundation has been in existence if less than 5 years		3 0.047049	
4 Enter the net value of noncharitable-use assets for 2015 from Part X, line 5		4 1,117,896.	
5 Multiply line 4 by line 3		5 52,596.	
6 Enter 1% of net investment income (1% of Part I, line 27b)		6 225.	
7 Add lines 5 and 6		7 52,821.	
8 Enter qualifying distributions from Part XII, line 4 If line 8 is equal to or greater than line 7, check the box in Part VI, line 1b, and complete that part using a 1% tax rate. See the Part VI instructions.		8 41,703.	

Part VI Excise Tax Based on Investment Income (Section 4940(a), 4940(b), 4940(e), or 4948 - see instructions)

1a	Exempt operating foundations described in section 4940(d)(2), check here <input type="checkbox"/> and enter "N/A" on line 1 Date of ruling or determination letter _____ (attach copy of letter if necessary - see instructions)		
b	Domestic foundations that meet the section 4940(e) requirements in Part V, check here <input type="checkbox"/> and enter 1% of Part I, line 27b	1	451.
c	All other domestic foundations enter 2% of line 27b. Exempt foreign organizations enter 4% of Part I, line 12, col. (b).		
2	Tax under section 511 (domestic section 4947(a)(1) trusts and taxable foundations only. Others enter -0-)	2	
3	Add lines 1 and 2	3	451.
4	Subtitle A (income) tax (domestic section 4947(a)(1) trusts and taxable foundations only. Others enter -0-)	4	NONE
5	Tax based on investment income. Subtract line 4 from line 3. If zero or less, enter -0-	5	451.
6	Credits/Payments		
a	2015 estimated tax payments and 2014 overpayment credited to 2015	6a	636.
b	Exempt foreign organizations - tax withheld at source	6b	NONE
c	Tax paid with application for extension of time to file (Form 8868)	6c	NONE
d	Backup withholding erroneously withheld	6d	
7	Total credits and payments. Add lines 6a through 6d	7	636.
8	Enter any penalty for underpayment of estimated tax. Check here <input type="checkbox"/> if Form 2220 is attached	8	
9	Tax due. If the total of lines 5 and 8 is more than line 7, enter amount owed	9	
10	Overpayment. If line 7 is more than the total of lines 5 and 8, enter the amount overpaid	10	185.
11	Enter the amount of line 10 to be: Credited to 2016 estimated tax 185. Refunded	11	

Part VII-A Statements Regarding Activities

	Yes	No
1a		X
1b		X
1c		X
2		X
3		X
4a		X
4b		
5		X
6	X	
7	X	
8a		
8b	X	
9		X
10		X

Part VII-A Statements Regarding Activities (continued)

	Yes	No
11 At any time during the year, did the foundation, directly or indirectly, own a controlled entity within the meaning of section 512(b)(13)? If "Yes," attach schedule (see instructions)		X
12 Did the foundation make a distribution to a donor advised fund over which the foundation or a disqualified person had advisory privileges? If "Yes," attach statement (see instructions)		X
13 Did the foundation comply with the public inspection requirements for its annual returns and exemption application? Website address ▶ <u>N/A</u>	X	
14 The books are in care of ▶ <u>JP MORGAN CHASE BANK, N.A.</u> Telephone no. ▶ <u>(866) 888-5157</u> Located at ▶ <u>10 S DEARBORN ST; MC; IL 1-0117, CHICAGO, IL</u> ZIP+4 ▶ <u>60603</u>		
15 Section 4947(a)(1) nonexempt charitable trusts filing Form 990-PF in lieu of Form 1041 - Check here ▶ <input type="checkbox"/> and enter the amount of tax-exempt interest received or accrued during the year ▶ <u>15</u>		
16 At any time during calendar year 2015, did the foundation have an interest in or a signature or other authority over a bank, securities, or other financial account in a foreign country?		X
See the instructions for exceptions and filing requirements for FinCEN Form 114 If "Yes," enter the name of the foreign country ▶		

Part VII-B Statements Regarding Activities for Which Form 4720 May Be Required

File Form 4720 if any item is checked in the "Yes" column, unless an exception applies.

	Yes	No
1a During the year did the foundation (either directly or indirectly)		
(1) Engage in the sale or exchange, or leasing of property with a disqualified person? <input type="checkbox"/> Yes <input checked="" type="checkbox"/> No		
(2) Borrow money from, lend money to, or otherwise extend credit to (or accept it from) a disqualified person? <input type="checkbox"/> Yes <input checked="" type="checkbox"/> No		
(3) Furnish goods, services, or facilities to (or accept them from) a disqualified person? <input type="checkbox"/> Yes <input checked="" type="checkbox"/> No		
(4) Pay compensation to, or pay or reimburse the expenses of, a disqualified person? <input checked="" type="checkbox"/> Yes <input type="checkbox"/> No		
(5) Transfer any income or assets to a disqualified person (or make any of either available for the benefit or use of a disqualified person)? <input type="checkbox"/> Yes <input checked="" type="checkbox"/> No		
(6) Agree to pay money or property to a government official? (Exception. Check "No" if the foundation agreed to make a grant to or to employ the official for a period after termination of government service, if terminating within 90 days.) <input type="checkbox"/> Yes <input checked="" type="checkbox"/> No		
b If any answer is "Yes" to 1a(1)-(6), did any of the acts fail to qualify under the exceptions described in Regulations section 53.4941(d)-3 or in a current notice regarding disaster assistance (see instructions)? <input type="checkbox"/> Organizations relying on a current notice regarding disaster assistance check here ▶ <input type="checkbox"/>	1b	X
c Did the foundation engage in a prior year in any of the acts described in 1a, other than excepted acts, that were not corrected before the first day of the tax year beginning in 2015?	1c	X
2 Taxes on failure to distribute income (section 4942) (does not apply for years the foundation was a private operating foundation defined in section 4942(j)(3) or 4942(j)(5))		
a At the end of tax year 2015, did the foundation have any undistributed income (lines 6d and 6e, Part XIII) for tax year(s) beginning before 2015? <input type="checkbox"/> Yes <input checked="" type="checkbox"/> No If "Yes," list the years ▶ _____		
b Are there any years listed in 2a for which the foundation is not applying the provisions of section 4942(a)(2) (relating to incorrect valuation of assets) to the year's undistributed income? (If applying section 4942(a)(2) to all years listed, answer "No" and attach statement - see instructions)	2b	X
c If the provisions of section 4942(a)(2) are being applied to any of the years listed in 2a, list the years here. ▶ _____		
3a Did the foundation hold more than a 2% direct or indirect interest in any business enterprise at any time during the year? <input type="checkbox"/> Yes <input checked="" type="checkbox"/> No		
b If "Yes," did it have excess business holdings in 2015 as a result of (1) any purchase by the foundation or disqualified persons after May 26, 1969; (2) the lapse of the 5-year period (or longer period approved by the Commissioner under section 4943(c)(7)) to dispose of holdings acquired by gift or bequest; or (3) the lapse of the 10-, 15-, or 20-year first phase holding period? (Use Schedule C, Form 4720, to determine if the foundation had excess business holdings in 2015)	3b	
4a Did the foundation invest during the year any amount in a manner that would jeopardize its charitable purposes?	4a	X
b Did the foundation make any investment in a prior year (but after December 31, 1969) that could jeopardize its charitable purpose that had not been removed from jeopardy before the first day of the tax year beginning in 2015?	4b	X

Part VII-B Statements Regarding Activities for Which Form 4720 May Be Required (continued)

5a During the year did the foundation pay or incur any amount to:

(1) Carry on propaganda, or otherwise attempt to influence legislation (section 4945(e))? Yes No

(2) Influence the outcome of any specific public election (see section 4955); or to carry on, directly or indirectly, any voter registration drive? Yes No

(3) Provide a grant to an individual for travel, study, or other similar purposes? Yes No

(4) Provide a grant to an organization other than a charitable, etc., organization described in section 4945(d)(4)(A)? (see instructions). Yes No

(5) Provide for any purpose other than religious, charitable, scientific, literary, or educational purposes, or for the prevention of cruelty to children or animals? Yes No

b If any answer is "Yes" to 5a(1)-(5), did any of the transactions fail to qualify under the exceptions described in Regulations section 53.4945 or in a current notice regarding disaster assistance (see instructions)? Yes No

Organizations relying on a current notice regarding disaster assistance check here

c If the answer is "Yes" to question 5a(4), does the foundation claim exemption from the tax because it maintained expenditure responsibility for the grant? Yes No

If "Yes," attach the statement required by Regulations section 53.4945-5(d)

6a Did the foundation, during the year, receive any funds, directly or indirectly, to pay premiums on a personal benefit contract? Yes No

b Did the foundation, during the year, pay premiums, directly or indirectly, on a personal benefit contract? Yes No

If "Yes" to 6b, file Form 8870

7a At any time during the tax year, was the foundation a party to a prohibited tax shelter transaction? Yes No

b If "Yes," did the foundation receive any proceeds or have any net income attributable to the transaction? Yes No

Part VIII Information About Officers, Directors, Trustees, Foundation Managers, Highly Paid Employees, and Contractors

1 List all officers, directors, trustees, foundation managers and their compensation (see instructions).

(a) Name and address	(b) Title, and average hours per week devoted to position	(c) Compensation (if not paid, enter -0-)	(d) Contributions to employee benefit plans and deferred compensation	(e) Expense account, other allowances
JP MORGAN CHASE BANK, N A. 10 S DEARBORN ST; MC; IL 1-0117, CHICAGO, IL 60603	TRUSTEE 2	11,528.	-0-	-0-

2 Compensation of five highest-paid employees (other than those included on line 1 - see instructions). If none, enter "NONE."

(a) Name and address of each employee paid more than \$50,000	(b) Title, and average hours per week devoted to position	(c) Compensation	(d) Contributions to employee benefit plans and deferred compensation	(e) Expense account, other allowances
NONE		NONE	NONE	NONE

Total number of other employees paid over \$50,000 NONE

Part VIII Information About Officers, Directors, Trustees, Foundation Managers, Highly Paid Employees, and Contractors (continued)

3 Five highest-paid independent contractors for professional services (see instructions). If none, enter "NONE."		
(a) Name and address of each person paid more than \$50,000	(b) Type of service	(c) Compensation
NONE		NONE
Total number of others receiving over \$50,000 for professional services		NONE

Part IX-A Summary of Direct Charitable Activities

List the foundation's four largest direct charitable activities during the tax year. Include relevant statistical information such as the number of organizations and other beneficiaries served, conferences convened, research papers produced, etc	Expenses
1 NONE	
2	
3	
4	

Part IX-B Summary of Program-Related Investments (see instructions)

Describe the two largest program-related investments made by the foundation during the tax year on lines 1 and 2.	Amount
1 NONE	
2	
All other program-related investments. See instructions	
3 NONE	
Total. Add lines 1 through 3	

Part X Minimum Investment Return (All domestic foundations must complete this part. Foreign foundations, see instructions.)

1	Fair market value of assets not used (or held for use) directly in carrying out charitable, etc., purposes:		
a	Average monthly fair market value of securities	1a	1,063,463.
b	Average of monthly cash balances	1b	71,457.
c	Fair market value of all other assets (see instructions).	1c	NONE
d	Total (add lines 1a, b, and c)	1d	1,134,920.
e	Reduction claimed for blockage or other factors reported on lines 1a and 1c (attach detailed explanation)	1e	
2	Acquisition indebtedness applicable to line 1 assets	2	NONE
3	Subtract line 2 from line 1d	3	1,134,920.
4	Cash deemed held for charitable activities. Enter 1 1/2% of line 3 (for greater amount, see instructions).	4	17,024.
5	Net value of noncharitable-use assets. Subtract line 4 from line 3. Enter here and on Part V, line 4	5	1,117,896.
6	Minimum investment return. Enter 5% of line 5	6	55,895.

Part XI Distributable Amount (see instructions) (Section 4942(j)(3) and (j)(5) private operating foundations and certain foreign organizations check here and do not complete this part.)

1	Minimum investment return from Part X, line 6	1	55,895.
2a	Tax on investment income for 2015 from Part VI, line 5	2a	451.
b	Income tax for 2015. (This does not include the tax from Part VI.)	2b	
c	Add lines 2a and 2b	2c	451.
3	Distributable amount before adjustments. Subtract line 2c from line 1	3	55,444.
4	Recoveries of amounts treated as qualifying distributions	4	NONE
5	Add lines 3 and 4	5	55,444.
6	Deduction from distributable amount (see instructions).	6	NONE
7	Distributable amount as adjusted. Subtract line 6 from line 5. Enter here and on Part XIII, line 1	7	55,444.

Part XII Qualifying Distributions (see instructions)

1	Amounts paid (including administrative expenses) to accomplish charitable, etc., purposes:		
a	Expenses, contributions, gifts, etc. - total from Part I, column (d), line 26	1a	41,703.
b	Program-related investments - total from Part IX-B	1b	
2	Amounts paid to acquire assets used (or held for use) directly in carrying out charitable, etc., purposes	2	NONE
3	Amounts set aside for specific charitable projects that satisfy the:		
a	Suitability test (prior IRS approval required)	3a	NONE
b	Cash distribution test (attach the required schedule)	3b	NONE
4	Qualifying distributions. Add lines 1a through 3b. Enter here and on Part V, line 8, and Part XIII, line 4	4	41,703.
5	Foundations that qualify under section 4940(e) for the reduced rate of tax on net investment income. Enter 1% of Part I, line 27b (see instructions)	5	N/A
6	Adjusted qualifying distributions. Subtract line 5 from line 4	6	41,703.

Note. The amount on line 6 will be used in Part V, column (b), in subsequent years when calculating whether the foundation qualifies for the section 4940(e) reduction of tax in those years.

Part XIII Undistributed Income (see instructions)

	(a) Corpus	(b) Years prior to 2014	(c) 2014	(d) 2015
1 Distributable amount for 2015 from Part XI, line 7				55,444.
2 Undistributed income, if any, as of the end of 2015				
a Enter amount for 2014 only.			3,003.	
b Total for prior years 20 <u>13</u> , 20 <u> </u> , 20 <u> </u>		NONE		
3 Excess distributions carryover, if any, to 2015				
a From 2010	NONE			
b From 2011	NONE			
c From 2012	NONE			
d From 2013	NONE			
e From 2014	NONE			
f Total of lines 3a through e	NONE			
4 Qualifying distributions for 2015 from Part XII, line 4 ▶ \$ <u>41,703.</u>				
a Applied to 2014, but not more than line 2a			3,003.	
b Applied to undistributed income of prior years (Election required - see instructions)		NONE		
c Treated as distributions out of corpus (Election required - see instructions)	NONE			
d Applied to 2015 distributable amount				38,700.
e Remaining amount distributed out of corpus.	NONE			
5 Excess distributions carryover applied to 2015 . (If an amount appears in column (d), the same amount must be shown in column (a))	NONE			NONE
6 Enter the net total of each column as indicated below:				
a Corpus. Add lines 3f, 4c, and 4e. Subtract line 5	NONE			
b Prior years' undistributed income. Subtract line 4b from line 2b.		NONE		
c Enter the amount of prior years' undistributed income for which a notice of deficiency has been issued, or on which the section 4942(a) tax has been previously assessed		NONE		
d Subtract line 6c from line 6b Taxable amount - see instructions		NONE		
e Undistributed income for 2014. Subtract line 4a from line 2a. Taxable amount - see instructions				
f Undistributed income for 2015 Subtract lines 4d and 5 from line 1. This amount must be distributed in 2016.				16,744.
7 Amounts treated as distributions out of corpus to satisfy requirements imposed by section 170(b)(1)(F) or 4942(g)(3) (Election may be required - see instructions)	NONE			
8 Excess distributions carryover from 2010 not applied on line 5 or line 7 (see instructions)	NONE			
9 Excess distributions carryover to 2016. Subtract lines 7 and 8 from line 6a	NONE			
10 Analysis of line 9				
a Excess from 2011	NONE			
b Excess from 2012	NONE			
c Excess from 2013	NONE			
d Excess from 2014	NONE			
e Excess from 2015	NONE			

Part XIV Private Operating Foundations (see instructions and Part VII-A, question 9)

NOT APPLICABLE

1a If the foundation has received a ruling or determination letter that it is a private operating foundation, and the ruling is effective for 2015, enter the date of the ruling

b Check box to indicate whether the foundation is a private operating foundation described in section 4942(j)(3) or 4942(j)(5)

Table with columns: Tax year (a) 2015, (b) 2014, (c) 2013, (d) 2012, (e) Total. Rows include: 2a Adjusted net income, b 85% of line 2a, c Qualifying distributions from Part XII, d Amounts included in line 2c not used directly for active conduct of exempt activities, e Qualifying distributions made directly for active conduct of exempt activities, 3 Complete 3a, b, or c for the alternative test relied upon (Assets, Endowment, Support).

Part XV Supplementary Information (Complete this part only if the foundation had \$5,000 or more in assets at any time during the year - see instructions.)

1 Information Regarding Foundation Managers:

a List any managers of the foundation who have contributed more than 2% of the total contributions received by the foundation before the close of any tax year (but only if they have contributed more than \$5,000). (See section 507(d)(2).)

N/A

b List any managers of the foundation who own 10% or more of the stock of a corporation (or an equally large portion of the ownership of a partnership or other entity) of which the foundation has a 10% or greater interest.

N/A

2 Information Regarding Contribution, Grant, Gift, Loan, Scholarship, etc., Programs:

Check here [X] if the foundation only makes contributions to preselected charitable organizations and does not accept unsolicited requests for funds. If the foundation makes gifts, grants, etc. (see instructions) to individuals or organizations under other conditions, complete items 2a, b, c, and d.

a The name, address, and telephone number or e-mail address of the person to whom applications should be addressed:

b The form in which applications should be submitted and information and materials they should include:

c Any submission deadlines.

d Any restrictions or limitations on awards, such as by geographical areas, charitable fields, kinds of institutions, or other factors:

Part XV Supplementary Information *(continued)*

3 Grants and Contributions Paid During the Year or Approved for Future Payment

Recipient Name and address (home or business)	If recipient is an individual, show any relationship to any foundation manager or substantial contributor	Foundation status of recipient	Purpose of grant or contribution	Amount
a Paid during the year				
MARIETTA MEMORIAL HOSPITAL 401 MATTHEW ST MARIETTA OH 45750	NONE	PC	GENERAL	18,385.
MARIETTA COLLEGE 215 5TH ST MARIETTA OH 45750	NONE	PC	GENERAL	18,385.
Total				3a 36,770.
b Approved for future payment				
Total				3b

FORM 990PF, PART I - OTHER INCOME
=====

DESCRIPTION -----	REVENUE AND EXPENSES PER BOOKS -----
DEFERRED INCOME	-288.
TOTALS	----- -288. =====

SHEETS BLANCHE TRUST R57962004

31-6021013

FORM 990PF, PART I - TAXES
=====

DESCRIPTION -----	REVENUE AND EXPENSES PER BOOKS -----	NET INVESTMENT INCOME -----
FEDERAL TAX PAYMENT - PRIOR YE	100.	
FOREIGN TAXES ON QUALIFIED FOR	233.	233.
FOREIGN TAXES ON NONQUALIFIED	46.	46.
TOTALS	379.	279.
	=====	=====

SHEETS BLANCHE TRUST R57962004

31-6021013

FORM 990PF, PART I - OTHER EXPENSES
=====

DESCRIPTION -----	REVENUE AND EXPENSES PER BOOKS -----	CHARITABLE PURPOSES -----
ATTORNEY GENERAL FEE	200.	200.
OTHER EXPENSES	122.	122.
	-----	-----
TOTALS	322.	322.
	=====	=====



JPMorgan Chase Bank, N.A.
270 Park Avenue, New York, NY 10017-2014

SHEETS BLANCHE T/U/W ACCT R57962004
For the Period 1/1/15 to 12/31/15

Fiduciary Account

J.P. Morgan Team

William Boyd	T & E Officer	614/244-5431
Karen Phillips	T & E Administrator	614/217-8598
Karen Phillips	Client Service Team	614/244-5431
William Boyd	Client Service Team	

Online access www.jpmorganonline.com

Table of Contents

	Page
Account Summary	2
Holdings	
Equity	5
Alternative Assets	9
Cash & Fixed Income	10
Portfolio Activity	13

Client News

Please review the information about potential conflicts of interest at the end of your statement

Information on Structured Products Fees in discretionary trust portfolios

Effective September 22 2015 in connection with acting as discretionary trustee for trust accounts, J.P. Morgan or its affiliates no longer earn a mark-up at the time of purchase, or a product fee for structured products. This change does not affect the fees earned by the issuer that are embedded in the structured product.

Please see disclosures located at the end of this statement package for important information relating to each J.P. Morgan account(s).



J.P.Morgan

0000006310 15.0 15.00012 SCHMM-B 20160105

Page 1 of 40

001742 3668 of 4005 NSP000005 XL RYNYNYNY

00540 128802101742348
006407306801000023468



SHEETS BLANCHE T/U/W ACCT R57962004
For the Period 1/1/15 to 12/31/15

Account Summary

PRINCIPAL

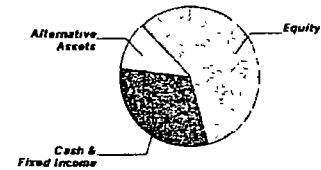
Asset Allocation	Beginning Market Value	Ending Market Value	Change In Value	Estimated Annual Income	Current Allocation
Equity	655,314.06	615,983.67	(39,330.39)	11,460.40	58%
Alternative Assets	183,765.95	116,762.74	(67,003.21)	1,699.98	11%
Cash & Fixed Income	291,870.06	337,349.28	45,479.22	7,835.19	31%
Market Value	\$1,130,950.07	\$1,070,095.69	(\$60,854.38)	\$20,995.57	100%

INCOME

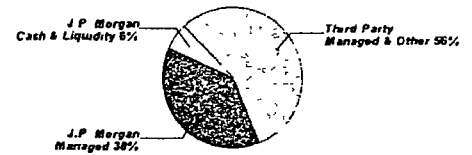
Cash Position	Beginning Market Value	Ending Market Value	Change In Value
Cash Balance	3,574.83	4,131.36	556.53
Accruals	693.44	1,233.47	540.03
Market Value	\$4,268.27	\$5,364.83	\$1,096.56

* **J.P. Morgan Managed** includes mutual funds, other registered funds and hedge funds managed by J.P. Morgan and structured products issued by J.P. Morgan. **Third-Party Managed & Other** includes mutual funds, exchange traded funds, hedge funds, and separately managed accounts managed by parties other than J.P. Morgan, separately managed accounts managed by J.P. Morgan where a party other than J.P. Morgan is the appointed investment advisor, structured products and exchange traded notes issued by parties other than J.P. Morgan, investment conduits investing in non-J.P. Morgan managed hedge funds, where J.P. Morgan is solely administrator to the conduit, and other investments not managed or issued by J.P. Morgan. **J.P. Morgan Cash & Liquidity Funds** includes cash, J.P. Morgan deposit sweeps and J.P. Morgan money market mutual funds. See important information about investment principles and conflicts in the disclosures section.

Asset Allocation



Manager Allocation *





SHEETS BLANCHE T/U/W ACCT R57962004
For the Period 1/1/15 to 12/31/15

Account Summary CONTINUED

Portfolio Activity	PRINCIPAL	
	Current Period Value	Year-to-Date Value
Beginning Market Value	1,130,950.07	1,130,950.07
Withdrawals & Fees	(26,931.88)	(26,931.88)
Net Additions/Withdrawals	(\$26,931.88)	(\$26,931.88)
Income		
Change In Investment Value	(33,922.50)	(33,922.50)
Ending Market Value	\$1,070,095.69	\$1,070,095.69
Accruals	--	--
Market Value with Accruals	--	--

Portfolio Activity	INCOME	
	Current Period Value	Year-to-Date Value
Beginning Market Value	3,574.83	3,574.83
Withdrawals & Fees	(21,786.77)	(21,786.77)
Net Additions/Withdrawals	(\$21,786.77)	(\$21,786.77)
Income	22,343.30	22,343.30
Change In Investment Value		
Ending Market Value	\$4,131.36	\$4,131.36
Accruals	1,233.47	1,233.47
Market Value with Accruals	\$5,364.83	\$5,364.83

Tax Summary	Current Period Value	Year-to-Date Value
Domestic Dividends/Distributions	22,322.98	22,322.98
Interest Income	20.32	20.32
Taxable Income	\$22,343.30	\$22,343.30

	Current Period Value	Year-to-Date Value
LT Capital Gain Distributions	14,322.84	14,322.84
ST Realized Gain/Loss	(10,696.09)	(10,696.09)
LT Realized Gain/Loss	3,270.56	3,270.56
Realized Gain/Loss	\$6,897.31	\$6,897.31

	To-Date Value
Unrealized Gain/Loss	\$63,016.30

J.P.Morgan



00510728902101722169
0044072868001000013459



SHEETS BLANCHE T/U/W ACCT R57962004
For the Period 1/1/15 to 12/31/15

Account Summary CONTINUED

Cost Summary	Cost
Equity	541,936 99
Cash & Fixed Income	346,077 27
Total	\$888,014.26




SHEETS BLANCHE T/U/W ACCT R57962004
For the Period 1/1/15 to 12/31/15

Equity Summary

Asset Categories	Beginning Market Value	Ending Market Value	Change In Value	Current Allocation
US Large Cap Equity	270,218.48	277,106.49	6,888.01	26%
US Mid Cap Equity	76,975.00	60,466.74	(16,508.26)	6%
EAFE Equity	211,894.18	170,600.56	(41,293.62)	16%
European Large Cap Equity	0.00	10,474.80	10,474.80	1%
Japanese Large Cap Equity	12,875.63	19,463.09	6,587.46	2%
Asia ex-Japan Equity	46,484.68	0.00	(46,484.68)	
Global Equity	36,866.09	77,871.99	41,005.90	7%
Total Value	\$655,314.06	\$615,983.67	(\$39,330.39)	58%

Asset Categories



Market Value/Cost	Current Period Value
Market Value	615,983.67
Tax Cost	541,936.99
Unrealized Gain/Loss	74,046.68
Estimated Annual Income	11,460.40
Accrued Dividends	1,233.47
Yield	1.86%

Equity as a percentage of your portfolio - 58%

J.P.Morgan



SHEETS BLANCHE T/U/W ACCT. R57962004
For the Period 1/1/15 to 12/31/15

Equity Detail

	Price	Quantity	Value	Adjusted Tax Cost Original Cost	Unrealized Gain/Loss	Est. Annual Inc Accrued Div	Yield
US Large Cap Equity							
HARTFORD CAPITAL APPREC-I 416649-30-9 ITHI X	34.37	540,942	18,592.18	17,970.25	621.93	126.03	0.68%
JPM INTREPID AMER FD - SEL FUND 1206 4812A2-10-8 JPIA X	35.62	734,940	26,178.56	18,307.35	7,871.21	40.42	0.15%
JPM US EQ FD - INSTL FUND 1382 4812A1-14-2 JMUE X	13.80	2,884,355	39,804.10	25,619.40	14,184.70	444.19	1.12%
NEUBERGER BER MU/C OPP-INS 64122Q-30-9 NMUL X	15.04	2,878,910	43,298.81	32,215.00	11,083.81	391.53	0.90%
SPDR S&P 500 ETF TRUST 78462F-10-3 SPY	203.87	732,000	149,232.84	125,723.62	23,509.22	3,078.79 886.85	2.06%
Total US Large Cap Equity			\$277,106.49	\$219,835.62	\$57,270.87	\$4,080.96 \$886.85	1.47%
US Mid Cap Equity							
ISHARES CORE S&P MIDCAP ETF 464287-50-7 IJH	139.32	152,000	21,176.64	15,742.16	5,434.48	330.60	1.56%
JPM MID CAP EQ FD - SEL FUND 689 4812A1-26-6 VSNG X	42.68	491,789	20,989.55	17,166.02	3,823.53	41.31	0.20%

J.P.Morgan



SHEETS BLANCHE T/U/W ACCT. R57962004
For the Period 1/1/15 to 12/31/15

	Price	Quantity	Value	Adjusted Tax Cost Original Cost	Unrealized Gain/Loss	Est. Annual Inc Accrued Div	Yield
US Mid Cap Equity							
JPM MKT EXP ENH INDEX FD - SEL FUND 3708 4812C1-63-7 PGMI X	10 19	1,795 932	18,300 55	15,247 46	3,053.09	219 10	1 20%
Total US Mid Cap Equity			\$60,466.74	\$48,155.64	\$12,311.10	\$591.01	0.98%
EAFE Equity							
ARTISAN INTL VALUE FD-ADV 04314H-66-7 APDK X	31 70	941 299	29,839 18	26,590 42	3,248 76		
ISHA CURR HEDGED MSCI EAFE 46434V-80-3 HEFA	25 40	1,725 000	43,815 00	44,507 70	(692 70)	1,141 95 346 62	2 61%
ISHARES MSCI EAFE INDEX FUND 454287-46-5 EFA	58 72	538 000	31 591 36	34,674 90	(3,083 54)	871 56	2 76%
MFS INTL VALUE-I 55273E-82-2 MINI X	35 72	952 967	34 039 98	24,098 02	9,941 96	507 93	1 49%
OAKMARK INTERNATIONAL-I 413838-20-2 OAKI X	21 36	1,466 060	31,315 04	38,096 16	(6 781 12)	727 16	2 32%
Total EAFE Equity			\$170,600.56	\$167,967.20	\$2,633.36	\$3,248.60 \$346.62	1.90%
European Large Cap Equity							
VANGUARD FTSE EUROPE ETF 922042-87-4 V GK	49 88	210 000	10 474 80	11,576 82	(1,102 02)	340.62	3 25%

J.P.Morgan



00540738803101742471
0064607388001000033711



SHEETS BLANCHE T/U/W ACCT R57962004
For the Period 1/1/15 to 12/31/15

	Price	Quantity	Value	Adjusted Tax Cost Original Cost	Unrealized Gain/Loss	Est Annual Inc Accrued Div	Yield
Japanese Large Cap Equity							
BROWN ADV JAPAN ALPHA OPP-IS 115233-57-9 BAFJ X	10 88	1,788 887	19,463 09	20,402 71	(939 62)	1 697 65	8 72%
Global Equity							
JPM GLBL RES ENH INDEX FD - SEL FUND 3457 46637K-51-3 JEIT X	17 84	4,365 022	77,871 99	73,999 00	3,872 99	1,501 56	1 93%



SHEETS BLANCHE T/U/W ACCT R57962004
For the Period 1/1/15 to 12/31/15

Alternative Assets Summary

Asset Categories	Beginning Estimated Value	Ending Estimated Value	Change In Value	Current Allocation
Hedge Funds	157,676.11	116,762.74	(40,913.37)	11%
Hard Assets	26,089.84	0.00	(26,089.84)	
Total Value	\$183,765.95	\$116,762.74	(\$67,003.21)	11%

Alternative Assets Detail

	Price	Quantity	Estimated Value	Cost
Hedge Funds				
EQUINOX FDS TR IPM SYSTMATC I 29446A-71-0 EQIP X	9.89	2,162.967	21,391.74	22,019.00
EQUINOX CAMPBELL STRATEGY-I 29446A-81-9 EBSI X	11.00	1,909.633	21,005.96	19,775.00
GATEWAY FD-Y 367829-88-4 GTEY X	29.71	767.913	22,814.70	21,247.07
GOTHAM ABSOLUTE RETURN-INS 360873-13-7 GARI X	12.31	1,762.017	21,690.43	23,563.00
PIMCO UNCONSTRAINED BOND-P 72201M-45-3 PUCP X	10.31	1,815.907	18,722.00	20,695.16
PRUDENTIAL ABS RET BND-Z 74441J-82-9 PADZ X	9.40	1,184.884	11,137.91	11,765.90
Total Hedge Funds			\$116,762.74	\$119,065.13

J.P.Morgan

Page 9 of 40

001742 3472 of 4005 NSPOC008 XI 07/07/15



005407188001017423472
004647308800100011572

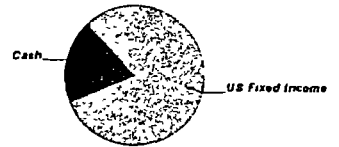


SHEETS BLANCHE T/U/W ACCT. R57962004
For the Period 1/1/15 to 12/31/15

Cash & Fixed Income Summary

Asset Categories	Beginning Market Value	Ending Market Value	Change In Value	Current Allocation
Cash	34,087.11	60,452.57	26,365.46	6%
US Fixed Income	257,782.95	276,896.71	19,113.76	25%
Total Value	\$291,870.06	\$337,349.28	\$45,479.22	31%

Asset Categories



Market Value/Cost	Current Period Value
Market Value	337,349.28
Tax Cost	346,077.27
Unrealized Gain/Loss	(8,727.99)
Estimated Annual Income	7,835.19
Yield	2.32%

Cash & Fixed Income as a percentage of your portfolio - 31%

SUMMARY BY MATURITY

Cash & Fixed Income	Market Value	% of Bond Portfolio
0-6 months ¹	337,349.28	100%

¹ The years indicate the number of years until the bond is scheduled to mature based on the statement end date. Some bonds may be called, or paid in full, before their stated maturity.

SUMMARY BY TYPE

Cash & Fixed Income	Market Value	% of Bond Portfolio
Cash	60,452.57	17%
Mutual Funds	276,896.71	83%
Total Value	\$337,349.28	100%



SHEETS BLANCHE T/U/W ACCT. R57962004
For the Period 1/1/15 to 12/31/15

Note ¹ This is the Annual Percentage Yield (APY) which is the rate earned if balances remain on deposit for a full year with compounding, there is no change in the interest rate and all interest is left in the account

Cash & Fixed Income Detail

	Price	Quantity	Value	Adjusted Tax Cost Original Cost	Unrealized Gain/Loss	Est. Annual Income Accrued Interest	Yield
Cash							
US DOLLAR PRINCIPAL	1 00	60,452 57	60,452 57	60,452 57		18 13	0 03% ¹
US Fixed Income							
DODGE & COX INCOME FD 256210-10-5	13 29	1 625 95	21,608 81	21,934 00	(325 19)	655 25	3 03%
JPM STRAT INC OPP FD - SEL FUND 3844 4812A4-35-1	11 09	2,042 47	22,650 95	23,784 04	(1,133 09)	778 17	3 44%
JPM CORE BD FD - SEL FUND 3720 4812C0-38-1	11 54	6,971 38	80,449 74	81,127 00	(677 26)	1,882 27	2 34%
JPM HIGH YIELD FD - SEL FUND 3580 4812C0-80-3	6 84	2,636 48	18,033 52	20,478 54	(2,445 02)	1,112 59	6 17%
JPM SHORT DURATION BD FD - SEL FUND 3133 4812C1-33-0	10 81	4,135 66	44,706 47	45,302 38	(595 91)	405 29	0 91%
JPM UNCONSTRAINED DEBT FD - SELECT FUND 2130 48121A-29-0	9 63	4,391 50	42,290 10	43,773 00	(1,482 90)	1,564 37	3 94%

J.P.Morgan



005407208001017423473
0044072080010180001473



SHEETS BLANCHE T/U/W ACCT R57962004
For the Period 1/1/15 to 12/31/15

	Price	Quantity	Value	Adjusted Tax Cost Original Cost	Unrealized Gain/Loss	Est Annual Income Accrued Interest	Yield
US Fixed Income							
JPM INFLATION MGD BD FD - SEL FUND 2037 48121A-56-3	10 08	2,305 24	23,236 79	24,563 74	(1,326 95)	325 03	1 40 %
DOUBLELINE TOTL RET BND-I 258620-10-3	10 78	2,218 96	23,920 33	24,662 00	(741 67)	994 09	4 16 %
Total US Fixed Income			\$276,896 71	\$285,624.70	(\$8,727.99)	\$7,817.06	2.83 %



SHEETS BLANCHE T/U/W ACCT R57962004
For the Period 1/1/15 to 12/31/15

Portfolio Activity Summary

Transactions	PRINCIPAL		INCOME	
	Current Period Value	Year-To-Date Value*	Current Period Value	Year-To-Date Value*
Beginning Cash Balance	34,087.11	--	3,574.83	--
INFLOWS				
Income			22,343.30	22,343.30
Total Inflows	\$0.00	\$0.00	\$22,343.30	\$22,343.30
OUTFLOWS **				
Withdrawals	(21,167.95)	(21,167.95)	(15,722.79)	(15,722.79)
Fees & Commissions	(5,763.93)	(5,763.93)	(5,963.98)	(5,963.98)
Tax Payments			(100.00)	(100.00)
Total Outflows	(\$26,931.88)	(\$26,931.88)	(\$21,786.77)	(\$21,786.77)
TRADE ACTIVITY				
Settled Sales/Maturities/Redemptions	428,171.21	428,171.21		
Settled Securities Purchased	(374,873.87)	(374,873.87)		
Total Trade Activity	\$53,297.34	\$53,297.34	\$0.00	\$0.00
Ending Cash Balance	\$60,452.57	--	\$4,131.36	--

Cost Adjustments	Current Period Value	Year-To-Date Value*
Cost Adjustments	(8.83)	(8.83)
Total Cost Adjustments	(\$8.83)	(\$8.83)

J.P.Morgan

Page 13 of 40

001742 3474 of 4005 HSP00066 XL RPT07/15



005407388001017423174
064807308800100013174



SHEETS BLANCHE T/U/W ACCT. R57962004
For the Period 1/1/15 to 12/31/15

Portfolio Activity Summary

* Year to date Information is calculated on a calendar year basis
** Your account's standing instructions use a FIRST IN, FIRST OUT method for relieving assets from your position

Portfolio Activity Detail

INFLOWS & OUTFLOWS

Settle Date	Type Selection Method	Description	Quantity Cost	Per Unit Amount	PRINCIPAL Amount	INCOME Amount
1/2	Interest Income	DEPOSIT SWEEP INTEREST FOR 12/01/14 - 12/31/14 @ 03% RATE ON AVG COLLECTED BALANCE OF \$52,046.37 AS OF 01/01/15				1.31
1/2	Div Domestic	HARTFORD CAPITAL APPREC-I 12/30/14 INCOME DIVIDEND @ 0.254 PER SHARE AS OF 12/30/14 (ID 416649-30-9)	793.758	0.254		201.25
1/2	Div Domestic	PRUDENTIAL INVT PORTFOLIOS 9 PRU ABRTN FD Z 12/31/14 INCOME DIVIDEND @ 0.011 PER SHARE AS OF 12/31/14 (ID 74441J-82-9)	2,465.861	0.022		53.46
1/5	Div Domestic	DOUBLELINE TOTAL RET BD-I 12/31/14 INCOME DIVIDEND @ 0.044 PER SHARE AS OF 12/31/14 (ID 258620-10-3)	2,218.955	0.044		97.09
1/5	Div Domestic	PIMCO UNCONSTRAINED BOND-P 12/31/14 INCOME DIVIDEND @ 0.025 PER SHARE AS OF 12/31/14 (ID 72201M-45-3)	2,158.434	0.025		53.44
1/16	Fees & Commissions	JPMORGAN CHASE TRUST FEE FOR THE PERIOD 12-17-2014 TO 01-16-2015 ON ADJUSTED MV \$1,096,862.96 INC \$486.59 PRINC \$486.58 PRORATED BASE FEE \$125.00				(486.59)

J.P.Morgan



SHEETS BLANCHE T/U/W ACCT. R57982004
For the Period 1/1/15 to 12/31/15

INFLOWS & OUTFLOWS

Settle Date	Type Selection Method	Description	Quantity Cost	Per Unit Amount	PRINCIPAL Amount	INCOME Amount
1/16	Fees & Commissions	JPMORGAN CHASE TRUST FEE FOR THE PERIOD 12-17-2014 TO 01-16-2015 ON ADJUSTED MV \$1,096,862.96 INC \$486.59 PRINC \$486.58 PRORATED BASE FEE \$125.00			(486.59)	
1/30	Div Domestic	SPDR S&P 500 ETF TRUST @ 1.13492 PER SHARE (ID: 78462F-10-3)	611,000	1.135		693.44
1/30	Div Domestic	JPM STRAT INC OPP FD - SEL FUND 3844 @ 0.006 PER SHARE (ID: 4812A4-35-1)	2,042,465	0.006		12.25
1/30	Div Domestic	JPM CORE BD FD - SEL FUND 3720 @ 0.021 PER SHARE (ID: 4812C0-38-1)	2,986,231	0.021		62.71
1/30	Div Domestic	JPM HIGH YIELD FD - SEL FUND 3580 @ 0.036 PER SHARE (ID: 4812C0-80-3)	2,636,480	0.036		94.91
1/30	Div Domestic	JPM SHORT DURATION BD FD - SEL FUND 3133 @ 0.008 PER SHARE (ID: 4812C1-33-0)	7,817,034	0.008		62.54
1/30	Div Domestic	JPM INFLATION MGD BD FD - SEL FUND 2037 @ 0.002 PER SHARE (ID: 48121A-56-3)	2,305,237	0.002		4.61
2/2	Interest Income	DEPOSIT SWEEP INTEREST FOR 01/01/15 - 01/31/15 @ .03% RATE ON AVG COLLECTED BALANCE OF \$36,105.45 AS OF 02/01/15				0.92
2/2	Div Domestic	PRUDENTIAL INVT PORTFOLIOS 9 PRU ABRTN FD Z 01/30/15 INCOME DIVIDEND @ 0.021 PER SHARE AS OF 01/30/15 (ID: 74441J-82-9)	2,465,861	0.021		52.58
2/3	Div Domestic	DOUBLELINE TOTAL RET BD-I 01/30/15 INCOME DIVIDEND @ 0.036 PER SHARE AS OF 01/30/15 (ID: 258620-10-3)	2,218,955	0.036		80.42
2/3	Div Domestic	PIMCO UNCONSTRAINED BOND-P 01/30/15 INCOME DIVIDEND @ 0.013 PER SHARE AS OF 01/30/15 (ID: 72201M-45-3)	2,158,434	0.013		28.70

J.P.Morgan



00510728803107242475
004407106801000013475



SHEETS BLANCHE T/U/W ACCT R57962004
For the Period 1/1/15 to 12/31/15

INFLOWS & OUTFLOWS

Settle Date	Type Selection Method	Description	Quantity Cost	Per Unit Amount	PRINCIPAL Amount	INCOME Amount
2/17	Fees & Commissions	JPMORGAN CHASE TRUST FEE FOR THE PERIOD 01-17-2015 TO 02-16-2015 ON ADJUSTED MV \$1,085,949 66 INC \$483 40 PRINC \$483 40 PRORATED BASE FEE \$125 00				(483 40)
2/17	Fees & Commissions	JPMORGAN CHASE TRUST FEE FOR THE PERIOD 01-17-2015 TO 02-16-2015 ON ADJUSTED MV \$1,085,949 66 INC \$483 40 PRINC \$483 40 PRORATED BASE FEE \$125 00			(483 40)	
2/26	Div Domestic	JPM STRAT INC OPP FD - SEL FUND 3844 @ 0 028 PER SHARE (ID 4812A4-35-1)	2,042 466	0 028		57 19
2/26	Div Domestic	JPM CORE BD FD - SEL FUND 3720 @ 0 019 PER SHARE (ID 4812C0-38-1)	2,986 231	0 019		56 74
2/26	Div Domestic	JPM HIGH YIELD FD - SEL FUND 3580 @ 0 032 PER SHARE (ID 4812C0-80-3)	2,636 480	0 032		84 37
2/26	Div Domestic	JPM SHORT DURATION BD FD - SEL FUND 3133 @ 0 007 PER SHARE (ID 4812C1-33-0)	7,817 034	0 007		54 72
3/2	Interest Income	DEPOSIT SWEEP INTEREST FOR 02/01/15 - 02/28/15 @ 03% RATE ON AVG COLLECTED BALANCE OF \$46,595 34 AS OF 03/01/15				1 12
3/2	Div Domestic	PRUDENTIAL INVT PORTFOLIOS 9 PRU ABRTN FD Z 02/27/15 INCOME DIVIDEND @ 0 017 PER SHARE AS OF 02/27/15 (ID 74441J-82-9)	2,465 861	0 017		43 04
3/3	Div Domestic	DOUBLELINE TOTAL RET BD-I 02/27/15 INCOME DIVIDEND @ 0 033 PER SHARE AS OF 02/27/15 (ID 258620-10-3)	2,218 955	0 033		72 60
3/3	Div Domestic	PIMCO UNCONSTRAINED BOND-P 02/27/15 INCOME DIVIDEND @ 0 008 PER SHARE AS OF 02/27/15 (ID 72201M-45-3)	2,158 434	0 008		16 78



SHEETS BLANCHE T/U/W ACCT. R57962004
For the Period 1/1/15 to 12/31/15

INFLOWS & OUTFLOWS

Settle Date	Type Selection Method	Description	Quantity Cost	Per Unit Amount	PRINCIPAL Amount	INCOME Amount
3/16	Fees & Commissions	JPMORGAN CHASE TRUST FEE FOR THE PERIOD 02-17-2015 TO 03-16-2015 ON ADJUSTED MV \$1,121,823 66 INC \$493 87 PRINC \$493 86 PRORATED BASE FEE \$125 00				(493 87)
3/16	Fees & Commissions	JPMORGAN CHASE TRUST FEE FOR THE PERIOD 02-17-2015 TO 03-16-2015 ON ADJUSTED MV \$1,121 823 66 INC \$493 87 PRINC \$493 86 PRORATED BASE FEE \$125 00			(493 86)	
3/24	Div Domestic	ABERDEEN ASIA-PAC XJ-INST EQUITY FUND - INSTITUTIONAL SERVICE SHARES 03/23/15 INCOME DIVIDEND @ 0.009 PER SHARE AS OF 03/23/15 (ID 003021-69-8)	2,914 848	0 009		26 90
3/30	Div Domestic	JPM US EQ FD - INSTL FUND 1382 @ 0 03237 PER SHARE (ID 4812A1-14-2)	2,884 355	0 032		93 37
3/30	Div Domestic	JPM CORE BD FD - SEL FUND 3720 @ 0 02 PER SHARE (ID 4812C0-38-1)	2 986 231	0 02		59 72
3/30	Div Domestic	JPM HIGH YIELD FD - SEL FUND 3580 @ 0 028 PER SHARE (ID 4812C0-80-3)	2,636 480	0 028		73 82
3/30	Div Domestic	JPM SHORT DURATION BD FD - SEL FUND 3133 @ 0 006 PER SHARE (ID 4812C1-33-0)	7,817 034	0 006		45 90
3/30	Div Domestic	JPM MKT EXP ENH INDEX FD - SEL FUND 3708 @ 0 02837 PER SHARE (ID 4812C1-63-7)	1,795 932	0 028		50 95
3/30	Div Domestic	JPM INFLATION MGD BD FD - SEL FUND 2037 @ 0 001 PER SHARE (ID 48121A-55-3)	2,305 237	0 001		2 31
3/30	STCapitalGain Dist	DODGE & COX INCOME FUND 03/27/15 SHORT TERM CAPITAL GAINS @ 0 002 PER SHARE AS OF 03/27/15 (ID 256210-10-5)	1,625 945	0 002		3 25

J.P.Morgan



005407388031017423476
00640073880010000011476



SHEETS BLANCHE T/U/W ACCT. R57962004
For the Period 1/1/15 to 12/31/15

INFLOWS & OUTFLOWS

Settle Date	Type Selection Method	Description	Quantity Cost	Per Unit Amount	PRINCIPAL Amount	INCOME Amount
3/30	Div Domestic	DODGE & COX INCOME FUND 03/27/15 INCOME DIVIDEND @ 0 095 PER SHARE AS OF 03/27/15 (ID 256210-10-5)	1,625 945	0 095		154 46
3/31	Div Domestic	ISHARES CORE S&P MID-CAP ETF @ 0 481275 PER SHARE (ID 464287-50-7)	199 000	0 481		95 77
4/1	Interest Income	DEPOSIT SWEEP INTEREST FOR 03/01/15 - 03/31/15 @ 03% RATE ON AVG COLLECTED BALANCE OF \$45,005 70 AS OF 04/01/15				1 24
4/1	Div Domestic	GATEWAY FUND-Y 03/31/15 INCOME DIVIDEND @ 0 121 PER SHARE AS OF 03/31/15 (ID 367829-88-4)	1,186 847	0 121		143 61
4/1	Div Domestic	PRUDENTIAL INVT PORTFOLIOS 9 PRU ABRTN FD Z 03/31/15 INCOME DIVIDEND @ 0 018 PER SHARE AS OF 03/31/15 (ID 74441J-82-9)	2,455 861	0 018		45 35
4/2	Div Domestic	DOUBLELINE TOTAL RET BD-I 03/31/15 INCOME DIVIDEND @ 0 039 PER SHARE AS OF 03/31/15 (ID 258620-10-3)	2,218 955	0 039		85 88
4/2	Div Domestic	PIMCO UNCONSTRAINED BOND-P 03/31/15 INCOME DIVIDEND @ 0 009 PER SHARE AS OF 03/31/15 (ID 72201M-45-3)	2,158 434	0 009		19 26
4/16	Fees & Commissions	JPMORGAN CHASE TRUST FEE FOR THE PERIOD 03-17-2015 TO 04-16-2015 ON ADJUSTED MV \$1,110,160 11 INC \$490 47 PRINC \$490 46 PRORATED BASE FEE \$125 00				(490 47)
4/16	Fees & Commissions	JPMORGAN CHASE TRUST FEE FOR THE PERIOD 03-17-2015 TO 04-16-2015 ON ADJUSTED MV \$1,110,160 11 INC \$490 47 PRINC \$490 46 PRORATED BASE FEE \$125 00			(490 46)	
4/29	Div Domestic	JPM STRAT INC OPP FD - SEL FUND 3844 @ 0 069 PER SHARE (ID 4812A4-35-1)	2,042 466	0 069		140 93



SHEETS BLANCHE T/U/W ACCT R57982004
For the Period 1/1/15 to 12/31/15

INFLOWS & OUTFLOWS

Settle Date	Type Selection Method	Description	Quantity Cost	Per Unit Amount	PRINCIPAL Amount	INCOME Amount
4/29	Div Domestic	JPM CORE BD FD - SEL FUND 3720 @ 0 021 PER SHARE (ID 4812C0-38-1)	2 986 231	0 021		62 71
4/29	Div Domestic	JPM HIGH YIELD FD - SEL FUND 3580 @ 0 033 PER SHARE (ID 4812C0-80-3)	2,636 480	0 033		87 00
4/29	Div Domestic	JPM SHORT DURATION BD FD - SEL FUND 3133 @ 0 009 PER SHARE (ID 4812C1-33-0)	7,253 844	0 009		65 28
4/29	Div Domestic	JPM UNCONSTRAINED DEBT FD - SELECT FUND 2130 @ 0 168 PER SHARE (ID 48121A-29-0)	2 342,979	0 168		393.62
4/29	Div Domestic	JPM INFLATION MGD BD FD - SEL FUND 2037 @ 0 023 PER SHARE (ID 48121A-56-3)	2,305 237	0 023		53 02
4/30	Div Domestic	SPDR S&P 500 ETF TRUST @ 0 93081 PER SHARE (ID 78462F-10-3)	732 000	0 931		681 35
5/1	Interest Income	DEPOSIT SWEEP INTEREST FOR 04/01/15 - 04/30/15 @ 03% RATE ON AVG COLLECTED BALANCE OF \$72,754 75 AS OF 05/01/15				1 81
5/1	Div Domestic	PRUDENTIAL INVT PORTFOLIOS 9 PRU ABRTN FD Z 04/30/15 INCOME DIVIDEND @ 0 018 PER SHARE AS OF 04/30/15 (ID 74441J-B2-9)	2,465 861	0.018		44 86
5/4	Div Domestic	DOUBLELINE TOTAL RET BD-I 04/30/15 INCOME DIVIDEND @ 0 037 PER SHARE AS OF 04/30/15 (ID 258620-10-3)	2,218 955	0 037		82 59
5/4	Div Domestic	PIMCO UNCONSTRAINED BOND-P 04/30/15 INCOME DIVIDEND @ 0 023 PER SHARE AS OF 04/30/15 (ID 72201M-45-3)	1,815 907	0 022		40 20
5/7	Federal Excise Tax	INTERNAL TRANSFER OF FUNDS 2014 990PF TAX DUE EXT EFTPS 31-6021013				(100.00)
5/13	Share Class Conv	ARTISAN INTL VALUE FUND-INV TO 04314H667 (ID 04314H-88-1)	(941 815) (26,590 42)	36 50		

J.P.Morgan



0364018801017423477
0364018801017423477



SHEETS BLANCHE T/U/W ACCT R57962004
For the Period 1/1/15 to 12/31/15

INFLOWS & OUTFLOWS

Settle Date	Type Selection Method	Description	Quantity Cost	Per Unit Amount	PRINCIPAL Amount	INCOME Amount
5/13	Share Class Conv	ARTISAN INTL VALUE FUND - ADV FROM 04314H881 (ID 04314H-66-7)	941 299 26,590 42	36 50		
5/18	Fees & Commissions	JPMORGAN CHASE TRUST FEE FOR THE PERIOD 04-17-2015 TO 05-16-2015 ON ADJUSTED MV \$1,080,498 91 INC \$481 81 PRINC \$481 81 PRORATED BASE FEE \$125 00				(481 81)
5/18	Fees & Commissions	JPMORGAN CHASE TRUST FEE FOR THE PERIOD 04-17-2015 TO 05-16-2015 ON ADJUSTED MV \$1,080,498 91 INC \$481 81 PRINC \$481 81 PRORATED BASE FEE \$125 00			(481 81)	
5/28	Div Domestic	JPM STRAT INC OPP FD - SEL FUND 3844 @ 0 028 PER SHARE (ID 4812A4-35-1)	2,042 466	0 028		57 19
5/28	Div Domestic	JPM CORE BD FD - SEL FUND 3720 @ 0 022 PER SHARE (ID 4812C0-38-1)	2,986 231	0 022		65 70
5/28	Div Domestic	JPM HIGH YIELD FD - SEL FUND 3580 @ 0 034 PER SHARE (ID 4812C0-80-3)	2,636 480	0 034		89 64
5/28	Div Domestic	JPM SHORT DURATION BD FD - SEL FUND 3133 @ 0 007 PER SHARE (ID 4812C1-33-0)	7,253 844	0 007		50 78
5/28	Div Domestic	JPM UNCONSTRAINED DEBT FD - SELECT FUND 2130 @ 0 024 PER SHARE (ID 48121A-29-0)	2 342.979	0 024		56 23
5/28	Div Domestic	JPM INFLATION MGD BD FD - SEL FUND 2037 @ 0 021 PER SHARE (ID 48121A-56-3)	2,305 237	0 021		48 41
6/1	Interest Income	DEPOSIT SWEEP INTEREST FOR 05/01/15 - 05/31/15 @ 03% RATE ON AVG COLLECTED BALANCE OF \$86,820 73 AS OF 06/01/15				2 17
6/1	Div Domestic	PRUDENTIAL INVT PORTFOLIOS 9 PRU ABRTN FD Z 05/29/15 INCOME DIVIDEND @ 0 020 PER SHARE AS OF 05/29/15 (ID 74441J-82-9)	2,465 861	0 02		48 56



SHEETS BLANCHE T/U/W ACCT R57962004
For the Period 1/1/15 to 12/31/15

INFLOWS & OUTFLOWS

Settle Date	Type Selection Method	Description	Quantity Cost	Per Unit Amount	PRINCIPAL Amount	INCOME Amount
6/2	Div Domestic	DOUBLELINE TOTAL RET BD-I 05/29/15 INCOME DIVIDEND @ 0 039 PER SHARE AS OF 05/29/15 (ID 258620-10-3)	2,218,955	0 039		86 37
6/2	Div Domestic	PIMCO UNCONSTRAINED BOND-P 05/29/15 INCOME DIVIDEND @ 0 027 PER SHARE AS OF 05/29/15 (ID. 72201M-45-3)	1 815 907	0 027		48 81
6/16	Fees & Commissions	JPMORGAN CHASE TRUST FEE FOR THE PERIOD 05-17-2015 TO 06-16-2015 ON ADJUSTED MV \$1,086,214 39 INC \$483 48 PRINC \$483 48 PRORATED BASE FEE \$125 00				(483 48)
6/16	Fees & Commissions	JPMORGAN CHASE TRUST FEE FOR THE PERIOD 05-17-2015 TO 06-16-2015 ON ADJUSTED MV \$1,086,214 39 INC \$483 48 PRINC \$483 48 PRORATED BASE FEE \$125 00			(483 48)	
6/23	Div Domestic	ABERDEEN ASIA-PAC XJ-INST EQUITY FUND - INSTITUTIONAL SERVICE SHARES 06/22/15 INCOME DIVIDEND @ 0 098 PER SHARE AS OF 06/22/15 (ID 003021-69-8)	2,914 848	0 099		287 11
6/29	Div Domestic	JPM US EQ FD - INSTL FUND 1382 @ 0 04057 PER SHARE (ID 4812A1-14-2)	2,884 355	0 041		117 02
6/29	Div Domestic	JPM MID CAP EQ FD - SEL FUND 689 @ 0 01543 PER SHARE (ID 4812A1-26-5)	491 789	0 015		7 59
6/29	Div Domestic	JPM STRAT INC OPP FD - SEL FUND 3844 @ 0.031 PER SHARE (ID 4812A4-35-1)	2,042 465	0 031		63 32
6/29	Div Domestic	JPM CORE BD FD - SEL FUND 3720 @ 0 025 PER SHARE (ID 4812C0-38-1)	2,986 231	0 025		74 66
6/29	Div Domestic	JPM HIGH YIELD FD - SEL FUND 3580 @ 0 036 PER SHARE (ID 4812C0-80-3)	2,636 480	0 036		94 91

J.P.Morgan



005107388031017123119
004607308000000011974



SHEETS BLANCHE T/U/W ACCT R57962004
For the Period 1/1/15 to 12/31/15

INFLOWS & OUTFLOWS

Settle Date	Type Selection Method	Description	Quantity Cost	Per Unit Amount	PRINCIPAL Amount	INCOME Amount
6/29	Div Domestic	JPM SHORT DURATION BD FD - SEL FUND 3133 @ 0 009 PER SHARE (ID 4812C1-33-0)	7,253 844	0 009		65 28
6/29	Div Domestic	JPM MKT EXP ENH INDEX FD - SEL FUND 3708 @ 0 03016 PER SHARE (ID 4812C1-63-7)	1 795 932	0 03		54 17
6/29	Div Domestic	JPM UNCONSTRAINED DEBT FD - SELECT FUND 2130 @ 0 031 PER SHARE (ID 48121A-29-0)	2,342 979	0 031		72 63
6/29	Div Domestic	JPM INFLATION MGD BD FD - SEL FUND 2037 @ 0 016 PER SHARE (ID 48121A-56-3)	2,305 237	0 016		36 88
6/29	Div Domestic	DODGE & COX INCOME FUND 06/26/15 INCOME DIVIDEND @ 0 095 PER SHARE AS OF 06/26/15 (ID 256210-10-5)	1,625 945	0 095		154.46
6/29	Div Domestic	GATEWAY FUND-Y 06/26/15 INCOME DIVIDEND @ 0 297 PER SHARE AS OF 06/26/15 (ID: 367829-88-4)	1,186 847	0 297		352 37
6/30	Div Domestic	DEUTSCHE XTRAC MSCI EAFE HEDGE FD @ 0 78162 PER SHARE (ID 233051-20-0)	765 000	0 782		597 94
6/30	Div Domestic	ISHARES CORE S&P MID-CAP ETF @ 0 473273 PER SHARE (ID 464287-50-7)	152 000	0 473		71 94
7/1	Interest Income	DEPOSIT SWEEP INTEREST FOR 06/01/15 - 06/30/15 @ 03% RATE ON AVG COLLECTED BALANCE OF \$86,453 55 AS OF 07/01/15				2 10
7/1	Div Domestic	ISHARES MSCI EAFE INDEX FUND @ 1 111288 PER SHARE (ID 464287-46-5)	354 000	1 111		393 40
7/1	Div Domestic	PRUDENTIAL INVT PORTFOLIOS 9 PRU ABRTN FD Z 06/30/15 INCOME DIVIDEND @ 0 019 PER SHARE AS OF 06/30/15 (ID 74441J-82-9)	2,465 861	0 019		45 63
7/2	Div Domestic	DOUBLELINE TOTAL RET BD-I 06/30/15 INCOME DIVIDEND @ 0 038 PER SHARE AS OF 06/30/15 (ID 258620-10-3)	2,218 955	0 038		84 25

J.P.Morgan



SHEETS BLANCHE T/U/W ACCT R57962004
For the Period 1/1/15 to 12/31/15

INFLOWS & OUTFLOWS

Settle Date	Type Selection Method	Description	Quantity Cost	Per Unit Amount	PRINCIPAL Amount	INCOME Amount
7/2	Div Domestic	PIMCO UNCONSTRAINED BOND-P 06/30/15 INCOME DIVIDEND @ 0 027 PER SHARE AS OF 06/30/15 (ID 72201M-45-3)	1,815 907	0 027		48 19
7/16	Fees & Commissions	JPMORGAN CHASE TRUST FEE FOR THE PERIOD 06-17-2015 TO 07-16-2015 ON ADJUSTED MV \$1,065,925 53 INC \$477 56 PRINC \$477 56 PRORATED BASE FEE ; \$125 00				(477 56)
7/16	Fees & Commissions	JPMORGAN CHASE TRUST FEE FOR THE PERIOD 06-17-2015 TO 07-16-2015 ON ADJUSTED MV \$1,065,925 53 INC \$477 56 PRINC \$477 56 PRORATED BASE FEE \$125 00			(477 56)	
7/30	Div Domestic	JPM STRAT INC OPP FD - SEL FUND 3844 @ 0 033 PER SHARE (ID 4812A4-35-1)	2 042 466	0 033		67 40
7/30	Div Domestic	JPM CORE BD FD - SEL FUND 3720 @ 0 022 PER SHARE (ID 4812C0-38-1)	6,971 381	0 022		153 37
7/30	Div Domestic	JPM HIGH YIELD FD - SEL FUND 3580 @ 0 038 PER SHARE (ID 4812C0-80-3)	2,636 480	0 038		100 19
7/30	Div Domestic	JPM SHORT DURATION BD FD - SEL FUND 3133 @ 0 01 PER SHARE (ID 4812C1-33-0)	3 196 268	0 01		31 96
7/30	Div Domestic	JPM UNCONSTRAINED DEBT FD - SELECT FUND 2130 @ 0 024 PER SHARE (ID 48121A-29-0)	2,342 979	0 024		56 23
7/30	Div Domestic	JPM INFLATION MGD BD FD - SEL FUND 2037 @ 0 022 PER SHARE (ID 48121A-56-3)	2,305 237	0 022		50 72
7/31	Div Domestic	SPDR S&P 500 ETF TRUST @ 1 03007 PER SHARE (ID 78462F-10-3)	732 000	1 03		754 01
8/3	Interest Income	DEPOSIT SWEEP INTEREST FOR 07/01/15 - 07/31/15 @ 03% RATE ON AVG COLLECTED BALANCE OF \$89,069 62 AS OF 08/01/15				2 26

J.P.Morgan



00040738803101723479
006407306001000013479



SHEETS BLANCHE T/U/W ACCT R57962004
For the Period 1/1/15 to 12/31/15

INFLOWS & OUTFLOWS

Settle Date	Type Selection Method	Description	Quantity Cost	Per Unit Amount	PRINCIPAL Amount	INCOME Amount
8/3	Div Domestic	PRUDENTIAL INVT PORTFOLIOS 9 PRU ABRTN FD Z 07/31/15 INCOME DIVIDEND @ 0 029 PER SHARE AS OF 07/31/15 (ID 74441J-82-9)	1,184 884	0 037		43 35
8/4	Div Domestic	DOUBLELINE TOTAL RET BD-I 07/31/15 INCOME DIVIDEND @ 0 040 PER SHARE AS OF 07/31/15 (ID 258620-10-3)	2,218 955	0 04		87 65
8/4	Div Domestic	PIMCO UNCONSTRAINED BOND-P 07/31/15 INCOME DIVIDEND @ 0 042 PER SHARE AS OF 07/31/15 (ID 72201M-45-3)	1,815 907	0 042		76 36
8/14	Fees & Commissions	2014 OH ST AG FLG FEE 31-6021013 TREASURERS CHECK NO 3598469				(200 00)
8/17	Fees & Commissions	JPMORGAN CHASE TRUST FEE FOR THE PERIOD 07-17-2015 TO 08-16-2015 ON ADJUSTED MV \$1,085,117 52 INC \$483 16 PRINC \$483 16 PRORATED BASE FEE \$125 00				(483 16)
8/17	Fees & Commissions	JPMORGAN CHASE TRUST FEE FOR THE PERIOD 07-17-2015 TO 08-16-2015 ON ADJUSTED MV \$1,085,117 52 INC \$483 16 PRINC \$483 16 PRORATED BASE FEE \$125 00			(483 16)	
8/28	Div Domestic	JPM STRAT INC OPP FD - SEL FUND 3844 @ 0 031 PER SHARE (ID 4812A4-35-1)	2,042 466	0 031		63 32
8/28	Div Domestic	JPM CORE BD FD - SEL FUND 3720 @ 0 023 PER SHARE (ID 4812C0-38-1)	6,971 381	0 023		160.34
8/28	Div Domestic	JPM HIGH YIELD FD - SEL FUND 3580 @ 0 037 PER SHARE (ID 4812C0-80-3)	2,636 480	0 037		97 55
8/28	Div Domestic	JPM SHORT DURATION BD FD - SEL FUND 3133 @ 0 009 PER SHARE (ID 4812C1-33-0)	3,196 268	0 009		28 77
8/28	Div Domestic	JPM UNCONSTRAINED DEBT FD - SELECT FUND 2130 @ 0 023 PER SHARE (ID 48121A-29-0)	4,391 495	0 023		101.00

J.P.Morgan



SHEETS BLANCHE T/U/W ACCT. R57962004
For the Period 1/1/15 to 12/31/15

INFLOWS & OUTFLOWS

Settle Date	Type Selection Method	Description	Quantity Cost	Per Unit Amount	PRINCIPAL Amount	INCOME Amount
9/29	Div Domestic	JPM CORE BD FD - SEL FUND 3720 @ 0 023 PER SHARE (ID 4812C0-38-1)	6,971 381	0 023		160 34
9/29	Div Domestic	JPM HIGH YIELD FD - SEL FUND 3580 @ 0 034 PER SHARE (ID 4812C0-80-3)	2,636 490	0 034		89 64
9/29	Div Domestic	JPM SHORT DURATION BD FD - SEL FUND 3133 @ 0 009 PER SHARE (ID 4812C1-33-0)	3,196 268	0 009		28 77
9/29	Div Domestic	JPM MKT EXP ENH INDEX FD - SEL FUND 3708 @ 0 02676 PER SHARE (ID 4812C1-63-7)	1,795 932	0 027		48 06
9/29	Div Domestic	JPM UNCONSTRAINED DEBT FD - SELECT FUND 2130 @ 0 01 PER SHARE (ID 48121A-29-0)	4,391 495	0 01		43 91
9/29	Div Domestic	JPM INFLATION MGD BD FD - SEL FUND 2037 @ 0 014 PER SHARE (ID 48121A-56-3)	2,305 237	0 014		32 27
9/29	Div Domestic	DODGE & COX INCOME FUND 09/28/15 INCOME DIVIDEND @ 0 100 PER SHARE AS OF 09/28/15 (ID. 256210-10-5)	1,625 945	0 10		162 59
10/1	Interest Income	DEPOSIT SWEEP INTEREST FOR 09/01/15 - 09/30/15 @ 03% RATE ON AVG COLLECTED BALANCE OF \$70,837 11 AS OF 10/01/15				1 80
10/1	Div Domestic	ISHARES CORE S&P MID-CAP ETF @ 0 529326 PER SHARE (ID 464287-50-7)	152 000	0 529		80 46
10/1	Div Domestic	VANGUARD FTSE EUROPE ETF @ 0 225 PER SHARE (ID 922042-87-4)	210 000	0 225		47 25
10/1	Div Domestic	GATEWAY FUND-Y 09/30/15 INCOME DIVIDEND @ 0 118 PER SHARE AS OF 09/30/15 (ID 367829-88-4)	767 913	0 118		90 31
10/1	Div Domestic	PRUDENTIAL INVT PORTFOLIOS 9 PRU ABRTN FD Z 09/30/15 INCOME DIVIDEND @ 0 019 PER SHARE AS OF 09/30/15 (ID 74441J-82-9)	1,184 884	0 019		22 22

J.P.Morgan



SHEETS BLANCHE T/U/W ACCT R57962004
For the Period 1/1/15 to 12/31/15

INFLOWS & OUTFLOWS

Settle Date	Type Selection Method	Description	Quantity Cost	Per Unit Amount	PRINCIPAL Amount	INCOME Amount
10/2	Div Domestic	DOUBLELINE TOTAL RET BD-I 09/30/15 INCOME DIVIDEND @ 0 037 PER SHARE AS OF 09/30/15 (ID 258620-10-3)	2,218 955	0 037		81 24
10/2	Div Domestic	PIMCO UNCONSTRAINED BOND-P 09/30/15 INCOME DIVIDEND @ 0 027 PER SHARE AS OF 09/30/15 (ID 72201M-45-3)	1,815 907	0 027		49 34
10/16	Fees & Commissions	JPMORGAN CHASE TRUST FEE FOR THE PERIOD 09-17-2015 TO 10-16-2015 ON ADJUSTED MV \$1,011,881 93 INC \$461 80 PRINC \$461 80 PRORATED BASE FEE \$125 00				(461 80)
10/16	Fees & Commissions	JPMORGAN CHASE TRUST FEE FOR THE PERIOD 09-17-2015 TO 10-16-2015 ON ADJUSTED MV \$1 011,881 93 INC \$461.80 PRINC \$461 80 PRORATED BASE FEE \$125 00			(461 80)	
10/29	Div Domestic	JPM STRAT INC OPP FD - SEL FUND 3844 @ 0 034 PER SHARE (ID 4812A4-35-1)	2,042 466	0 034		69 44
10/29	Div Domestic	JPM CORE BD FD - SEL FUND 3720 @ 0 027 PER SHARE (ID 4812C0-38-1)	6,971 381	0 027		188 23
10/29	Div Domestic	JPM HIGH YIELD FD - SEL FUND 3580 @ 0 036 PER SHARE (ID 4812C0-80-3)	2,636 480	0 036		94 91
10/29	Div Domestic	JPM SHORT DURATION BD FD - SEL FUND 3133 @ 0 009 PER SHARE (ID 4812C1-33-0)	3,196 268	0 009		28 77
10/29	Div Domestic	JPM UNCONSTRAINED DEBT FD - SELECT FUND 2130 @ 0 017 PER SHARE (ID 48121A-29-0)	4,391 495	0 017		74 66
10/29	Div Domestic	JPM INFLATION MGD BD FD - SEL FUND 2037 @ 0 011 PER SHARE (ID 48121A-56-3)	2,305 237	0 011		25 36
10/30	Div Domestic	SPDR S&P 500 ETF TRUST @ 1 03343 PER SHARE (ID 78462F-10-3)	732.000	1 033		756 47

J.P.Morgan

Page 27 of 40

001742 2481 of 4005 11/20/2016 11:00:00 AM



005407188001017423481
0066073068001090913493



SHEETS BLANCHE T/U/W ACCT R57962004
For the Period 1/1/15 to 12/31/15

INFLOWS & OUTFLOWS

Settle Date	Type Selection Method	Description	Quantity Cost	Per Unit Amount	PRINCIPAL Amount	INCOME Amount
11/2	Interest Income	DEPOSIT SWEEP INTEREST FOR 10/01/15 - 10/31/15 @ 03% RATE ON AVG COLLECTED BALANCE OF \$71,185 95 AS OF 11/01/15				1 87
11/2	Div Domestic	PRUDENTIAL INVT PORTFOLIOS 9 PRU ABRTN FD Z 10/30/15 INCOME DIVIDEND @ 0 019 PER SHARE AS OF 10/30/15 (ID 74441J-82-9)	1,184 884	0 019		22 75
11/3	Div Domestic	DOUBLELINE TOTAL RET BD-1 10/30/15 INCOME DIVIDEND @ 0 036 PER SHARE AS OF 10/30/15 (ID 258620-10-3)	2,218 955	0 036		80 71
11/3	Div Domestic	PIMCO UNCONSTRAINED BOND-P 10/30/15 INCOME DIVIDEND @ 0 028 PER SHARE AS OF 10/30/15 (ID 72201M-45-3)	1,815 907	0 028		50 02
11/13	Misc Debit	PAID WASHINGTON CO PROBATE COURT COURT COSTS DUE, 1959 TR 04165 COURT COSTS DUE, 1959 TR 04165 TREASURERS CHECK NO 3645730				(121 74)
11/16	Fees & Commissions	JPMORGAN CHASE TRUST FEE FOR THE PERIOD 10-17-2015 TO 11-16-2015 ON ADJUSTED MV \$1,061,667 77 INC \$476 32 PRINC \$476 32 PRORATED BASE FEE \$125 00				(476 32)
11/16	Fees & Commissions	JPMORGAN CHASE TRUST FEE FOR THE PERIOD 10-17-2015 TO 11-16-2015 ON ADJUSTED MV \$1 061,667 77 INC \$476 32 PRINC \$476 32 PRORATED BASE FEE \$125 00			(476 32)	
11/23	Div Domestic	ARTISAN INTL VALUE FD-ADV 11/19/15 INCOME DIVIDEND @ 0 342 PER SHARE AS OF 11/19/15 (ID 04314H-66-7)	941 299	0 342		321 55
11/27	Div Domestic	JPM STRAT INC OPP FD - SEL FUND 3844 @ 0 035 PER SHARE (ID 4812A4-35-1)	2,042 466	0 035		71 49



SHEETS BLANCHE T/U/W ACCT R57962004
For the Period 1/1/15 to 12/31/15

INFLOWS & OUTFLOWS

Settle Date	Type Selection Method	Description	Quantity Cost	Per Unit Amount	PRINCIPAL Amount	INCOME Amount
11/27	Div Domestic	JPM CORE BD FD - SEL FUND 3720 @ 0 024 PER SHARE (ID. 4812C0-38-1)	6,971 381	0 024		167 31
11/27	Div Domestic	JPM HIGH YIELD FD - SEL FUND 3580 @ 0 036 PER SHARE (ID. 4812C0-80-3)	2,636 480	0 036		94 91
11/27	Div Domestic	JPM SHORT DURATION BD FD - SEL FUND 3133 @ 0 007 PER SHARE (ID 4812C1-33-0)	3,196 268	0 007		22 37
11/27	Div Domestic	JPM UNCONSTRAINED DEBT FD - SELECT FUND 2130 @ 0 038 PER SHARE (ID 48121A-29-0)	4,391 495	0 038		166 88
11/27	Div Domestic	JPM INFLATION MGD BD FD - SEL FUND 2037 @ 0 008 PER SHARE (ID 48121A-56-3)	2,305 237	0 008		18 44
12/1	Interest Income	DEPOSIT SWEEP INTEREST FOR 11/01/15 - 11/30/15 @ 03% RATE ON AVG COLLECTED BALANCE OF \$75,173 28 AS OF 12/01/15				1 87
12/1	Div Domestic	PRUDENTIAL ABS RET BND-Z 11/30/15 INCOME DIVIDEND @ 0 018 PER SHARE AS OF 11/30/15 (ID 74441J-82-9)	1,184 884	0 018		21 15
12/2	Div Domestic	DOUBLELINE TOTL RET BND-H 11/30/15 INCOME DIVIDEND @ 0 034 PER SHARE AS OF 11/30/15 (ID 258620-10-3)	2,218 955	0 034		75 73
12/2	Div Domestic	PIMCO UNCONSTRAINED BOND-P 11/30/15 INCOME DIVIDEND @ 0 027 PER SHARE AS OF 11/30/15 (ID 72201M-45-3)	1 815.907	0 027		49 22
12/14	STCapitalGain Dist	JPM US EQ FD - INSTL FUND 1382 SHORT TERM CAPITAL GAINS @ 0 09304 (ID 4812A1-14-2)	2,884.355	0 093		268 36
12/14	STCapitalGain Dist	JPM MID CAP EQ FD - SEL FUND 689 SHORT TERM CAPITAL GAINS @ 0 29255 (ID. 4812A1-26-6)	491 789	0 293		143.87
12/14	STCapitalGain Dist	JPM CORE BD FD - SEL FUND 3720 SHORT TERM CAPITAL GAINS @ 0 00131 (ID 4812C0-38-1)	6,971 381	0 001		9 13

J.P.Morgan



005402880010121342
064407368001000013482



SHEETS BLANCHE T/U/W ACCT R57962004
For the Period 1/1/15 to 12/31/15

INFLOWS & OUTFLOWS

Settle Date	Type Selection Method	Description	Quantity Cost	Per Unit Amount	PRINCIPAL Amount	INCOME Amount
12/14	STCapitalGain Dist	JPM SHORT DURATION BD FD - SEL FUND 3133 SHORT TERM CAPITAL GAINS @ 0 0002 (ID 4812C1-33-0)	4,135 659			0 83
12/14	STCapitalGain Dist	JPM MKT EXP ENH INDEX FD - SEL FUND 3708 SHORT TERM CAPITAL GAINS @ 0 00509 (ID 4812C1-63-7)	1,795 932	0 005		9 14
12/15	STCapitalGain Dist	HARTFORD CAPITAL APPREC-I 12/14/15 SHORT TERM CAPITAL GAINS @ 0 541 PER SHARE AS OF 12/14/15 (ID 416649-30-9)	540 942	0 541		292 44
12/16	Fees & Commissions	JPMORGAN CHASE TRUST FEE FOR THE PERIOD 11-17-2015 TO 12-16-2015 ON ADJUSTED MV \$1,050,480 00 INC \$473 06 PRINC \$473 05 PRORATED BASE FEE \$125 00				(473 06)
12/16	Fees & Commissions	JPMORGAN CHASE TRUST FEE FOR THE PERIOD 11-17-2015 TO 12-16-2015 ON ADJUSTED MV \$1,050,480 00 INC \$473 06 PRINC \$473 05 PRORATED BASE FEE \$125 00			(473 05)	
12/17	STCapitalGain Dist	MFS INTL VALUE-I 12/15/15 SHORT TERM CAPITAL GAINS @ 0 294 PER SHARE AS OF 12/15/15 (ID 55273E-82-2)	952 967	0 294		279 96
12/17	Div Domestic	MFS INTL VALUE-I 12/15/15 INCOME DIVIDEND @ 0 533 PER SHARE AS OF 12/15/15 (ID 55273E-82-2)	952 967	0 533		508 17
12/21	STCapitalGain Dist	NEUBERGER BER MU/C OPP-INS 12/18/15 SHORT TERM CAPITAL GAINS @ 0.008 PER SHARE AS OF 12/18/15 (ID 64122Q-30-9)	2,878 910	0 008		23 89
12/21	Div Domestic	OAKMARK INTERNATIONAL-1 12/18/15 INCOME DIVIDEND @ 0 496 PER SHARE AS OF 12/18/15 (ID 413838-20-2)	1,466 080	0 496		727 75
12/21	Div Domestic	NEUBERGER BER MU/C OPP-INS 12/18/15 INCOME DIVIDEND @ 0 136 PER SHARE AS OF 12/18/15 (ID 64122Q-30-9)	2,878 910	0 137		392.97



SHEET# BLANCHE T/U/W ACCT. R57962004
For the Period 1/1/15 to 12/31/15

INFLOWS & OUTFLOWS

Settle Date	Type Selection Method	Description	Quantity Cost	Per Unit Amount	PRINCIPAL Amount	INCOME Amount
12/22	Div Domestic	JPM GLBL RES ENH INDEX FD - SEL FUND 3457 @ 0 34444 PER SHARE (ID. 46637K-51-3)	4,365 022	0 344		1,503 49
12/22	Div Domestic	JPM US EQ FD - INSTL FUND 1382 @ 0 04557 PER SHARE (ID 4812A1-14-2)	2,884 355	0 046		131 44
12/22	Div Domestic	JPM MID CAP EQ FD - SEL FUND 689 @ 0 06287 PER SHARE (ID 4812A1-26-6)	491 789	0 063		30 92
12/22	Div Domestic	JPM INTREPID AMER FD - SEL FUND 1206 @ 0 0558 PER SHARE (ID 4812A2-10-8)	734 940	0 056		41 01
12/22	Div Domestic	JPM MKT EXP ENH INDEX FD - SEL FUND 3708 @ 0 03676 PER SHARE (ID 4812C1-63-7)	1,795 932	0 037		66.02
12/23	STCapitalGain Dist	BROWN ADV JAPAN ALPHA OPP-IS 12/21/15 SHORT TERM CAPITAL GAINS @ 0 179 PER SHARE AS OF 12/21/15 (ID 115233-57-9)	1,788 887	0 179		319 67
12/23	Div Domestic	DODGE & COX INCOME FD 12/22/15 INCOME DIVIDEND @ 0 113 PER SHARE AS OF 12/22/15 (ID 256210-10-5)	1,625 945	0.113		183 73
12/23	Div Domestic	GATEWAY FD-Y 12/22/15 INCOME DIVIDEND @ 0 084 PER SHARE AS OF 12/22/15 (ID 367829-86-4)	767 913	0 084		64 58
12/24	Grant Paid	50% OF REQUIRED MINIMUM DISTRIBUTION PAID MARIETTA MEMORIAL HOSPITAL TREASURERS CHECK NO 3669854			(18,384 50)	
12/24	Grant Paid	50% OF REQUIRED MINIMUM DISTRIBUTION PAID MARIETTA COLLEGE TREASURERS CHECK NO 3669855			(2 783 45)	
12/24	Grant Paid	50% OF REQUIRED MINIMUM DISTRIBUTION PAID MARIETTA COLLEGE TREASURERS CHECK NO 3669855				(15,601 05)
12/24	Div Domestic	EQUINOX CAMPBELL STRATEGY-I 12/23/15 INCOME DIVIDEND @ 0 230 PER SHARE AS OF 12/23/15 (ID 29446A-81-9)	1,909 633	0 23		439 98

JP.Morgan



00040738801017423483
004607306801000013483



SHEETS BLANCHE T/U/W ACCT. R57962004
For the Period 1/1/15 to 12/31/15

INFLOWS & OUTFLOWS

Settle Date	Type Selection Method	Description	Quantity Cost	Per Unit Amount	PRINCIPAL Amount	INCOME Amount
12/28	STCapitalGain Dist	DEUTSCHE X-TRACKERS MSCI JAP SHORT TERM CAPITAL GAINS @ 0 35136 (ID 233051-50-7)	430 000	0 351		151 08
12/28	STCapitalGain Dist	DEUTSCHE X-TRACKERS MSCI EUR SHORT TERM CAPITAL GAINS @ 0 02079 (ID 233051-85-3)	1,062 000	0 021		22 08
12/28	Div Domestic	DEUTSCHE X-TRACKERS MSCI JAP @ 0 0233 PER SHARE (ID 233051-50-7)	430 000	0 023		10 02
12/28	Div Domestic	DEUTSCHE X-TRACKERS MSCI EUR @ 0 04783 PER SHARE (ID 233051-85-3)	1,062 000	0 048		50 80
12/28	Div Domestic	ISHARES MSCI EAFE INDEX FUND @ 0 508359 PER SHARE (ID 464287-46-5)	538 000	0 508		273 50
12/28	Div Domestic	VANGUARD FTSE EUROPE ETF @ 0 202 PER SHARE (ID 922042-87-4)	210 000	0 202		42.42
12/30	Div Domestic	JPM STRAT INC OPP FD - SEL FUND 3844 @ 0 053 PER SHARE (ID 4812A4-35-1)	2,042 466	0 053		108 25
12/30	Div Domestic	JPM CORE BD FD - SEL FUND 3720 @ 0 023 PER SHARE (ID 4812C0-38-1)	6,971 381	0 023		160 34
12/30	Div Domestic	JPM HIGH YIELD FD - SEL FUND 3580 @ 0 042 PER SHARE (ID 4812C0-80-3)	2,636 480	0 042		110 73
12/30	Div Domestic	JPM SHORT DURATION BD FD - SEL FUND 3133 @ 0 008 PER SHARE (ID 4812C1-33-0)	4,135 659	0 008		33 09
12/30	Div Domestic	JPM UNCONSTRAINED DEBT FD - SELECT FUND 2130 @ 0 044 PER SHARE (ID 48121A-29-0)	4,391 495	0 044		193 23
12/30	Div Domestic	JPM INFLATION MGD BD FD - SEL FUND 2037 @ 0 004 PER SHARE (ID 48121A-56-3)	2,305 237	0 004		9 22
12/31	Div Domestic	ISHARES CORE S&P MIDCAP ETF @ 0 691003 PER SHARE (ID 464287-50-7)	152 000	0 691		105 03



SHEETS BLANCHE T/U/W ACCT R57962004
For the Period 1/1/15 to 12/31/15

INFLOWS & OUTFLOWS

Settle Date	Type Selection Method	Description	Quantity Cost	Per Unit Amount	PRINCIPAL Amount	INCOME Amount
12/31	Div Domestic	BROWN ADV JAPAN ALPHA OPP-IS 12/29/15 INCOME DIVIDEND @ 0.949 PER SHARE AS OF 12/29/15 (ID 115233-57-9)	1,788 887	0 949		1,696 88
12/31	Div Domestic	HARTFORD CAPITAL APPREC-I 12/30/15 INCOME DIVIDEND @ 0 233 PER SHARE AS OF 12/30/15 (ID 416649-30-9)	540 942	0 233		125 81
12/31	Div Domestic	PIMCO UNCONSTRAINED BOND-P 12/29/15 INCOME DIVIDEND @ 0 330 PER SHARE AS OF 12/29/15 (ID 72201M-45-3)	1,815 907	0.33		598 90
Total Inflows & Outflows					(\$26,931.66)	\$556.53

TRADE ACTIVITY

Note L indicates Long Term Realized Gain/Loss S indicates Short Term Realized Gain/Loss

Trade Date Settle Date	Type Selection Method	Description	Quantity	Per Unit Amount	Proceeds	Tax Cost	Realized Gain/Loss
Settled Sales/Maturities/Redemptions							
1/8	Sale	ISHARES MSCI EAFE INDEX FUND @ 59 93 28,826 33	(481 000)	59 914	28,818 49	(28,309 37)	509 12 L
1/13	FIFO	BROKERAGE 7 21 TAX &/OR SEC 63 SANFORD C BERNSTEIN & CO INC (SCB (ID 464287-46-5)					
1/29	Sale	THE ARBITRAGE FUND-I (ID 03875R-20-5)	(846 768)	13 07	11,067 26	(11,084 19)	(16 93) L
1/30	FIFO						
2/3	Sale	OAKMARK INTERNATIONAL FD-I (ID 413838-20-2)	(953 386)	23 92	22,805 00	(23,491 43)	(686 43) L
2/4	FIFO						
2/3	Sale	MFS INTL VALUE-I (ID 55273E-82-2)	(264 296)	35.85	9,475 00	(6,728 99)	2,746 02 L
2/4	FIFO						

J.P.Morgan



0054013880310727184
0646073068001000013184



SHEETS BLANCHE T/U/W ACCT. R57962004
For the Period 1/1/15 to 12/31/15

Trade Date Settle Date	Type Selection Method	Description	Quantity	Per Unit Amount	Proceeds	Tax Cost	Realized Gain/Loss
Settled Sales/Maturities/Redemptions							
2/3 2/6	Sale FIFO	ISHARES MSCI EAFE INDEX FUND @ 62 95 7,491 05 BROKERAGE 1 78 TAX &/OR SEC 16 DEUTSCHE BANC ALEX BROWN INC (ID 464287-46-5)	(119 000)	62 934	7,489 11	(7,191 84)	297 27 L
3/27 3/30	Sale FIFO	PIMCO COMMODITYPL STRAT-P (ID 72201P-16-7)	(3,410 437)	7 27	24,793 88	(36,048 32)	(11,254 44) L
3/30 3/30	LT Capital Gain Distribution	DODGE & COX INCOME FUND 03/27/15 LONG TERM CAPITAL GAINS @ 0 001 PER SHARE AS OF 03/27/15 (ID 256210-10-5)	1,625 945	0 001	1 63		
3/31 4/6	Sale FIFO	ISHARES MSCI EAFE INDEX FUND @ 64 2476 12,785 27 BROKERAGE 2 98 TAX &/OR SEC 23 UBS SECURITIES LLC (ID 464287-46-5)	(199 000)	64 231	12 782 06	(12,454 94)	327 12 L
3/31 4/6	Sale FIFO	ISHARES MSCI EAFE INDEX FUND @ 64 2288 11,626 41 BROKERAGE 2 71 TAX &/OR SEC 21 DEUTSCHE BANC ALEX BROWN INC (ID 464287-46-5)	(181 000)	64 213	11,622 49	(11,838 29)	(215 80) L
4/9 4/10	Sale FIFO	JPM MID CAP EQ FD - SEL FUND 689 JP MORGAN CHASE BANK AS SHAREHOLDER SERVICING AGENT @ 47 44 (ID 4812A1-26-6)	(77 993)	47 44	3,700 00	(2,640 27)	1,059 73 L
4/9 4/10	Sale High Cost	JPM SHORT DURATION BD FD - SEL FUND 3133 JP MORGAN CHASE BANK AS SHAREHOLDER SERVICING AGENT @ 10 91 (ID 4812C1-33-0)	(563 190)	10 91	6,144 40	(6,223 25)	(78 85) L
4/9 4/10	Sale FIFO	BROWN ADV JAPAN ALPHA OPP-IS (ID 115233-57-9)	(306 529)	12 56	3,850 00	(3,065 29)	784 71 L
4/9 4/10	Sale FIFO	PIMCO UNCONSTRAINED BOND-P (ID 72201M-45-3)	(342 527)	11 24	3,850 00	(4,006 01)	(156 01) L
4/9 4/10	Sale FIFO	MATTHEWS PACIFIC TIGER FD-IS (ID 577130-83-4)	(127 774)	29 74	3,800 00	(2,684 53)	1,115 47 L
4/9 4/10	Sale FIFO	HARTFORD CAPITAL APPREC-I (ID 416649-30-9)	(252 816)	39 06	9,875 00	(7,561 73)	2,313 27 L



SHEETS BLANCHE T/U/W ACCT R57962004
For the Period 1/1/15 to 12/31/15

Trade Date Settle Date	Type Selection Method	Description	Quantity	Per Unit Amount	Proceeds	Tax Cost	Realized Gain/Loss
Settled Sales/Maturities/Redemptions							
4/9 4/14	Sale FIFO	ISHARES CORE S&P MID-CAP ETF @ 152 80 7,181 60 BROKERAGE 0.70 TAX &/OR SEC 13 SANFORD C BERNSTEIN & CO INC.(SCB (ID 464287-50-7)	(47 000)	152 782	7,180 77	(4,376 48)	2,804 29 L
6/29 6/30	Sale FIFO	JPM SHORT DURATION BD FD - SEL FUND 3133 JP MORGAN CHASE BANK AS SHAREHOLDER SERVICING AGENT @ 10 89 (ID 4812C1-33-0)	(4,057 576)	10 89	44,187 00	(44,357 61)	(170 61) L
7/29 7/30	Sale FIFO	ABERDEEN ASIA-PAC XJ-INST EQUITY FUND - INSTITUTIONAL SERVICE SHARES (ID 003021-69-8)	(1,866 903)	11 27	21,040 00	(20,681 66)	757 99 L (399 65) S
7/29 7/30	Sale FIFO	PRUDENTIAL INVT PORTFOLIOS 9 PRU ABRTN FD Z (ID 74441J-82-9)	(1,280 977)	9 62	12,323 00	(12,720 10)	(397 10) L
7/29 7/30	Sale FIFO	GATEWAY FUND-Y (ID 367829-88-4)	(418 934)	30 21	12,656 00	(10 966 93)	1,689 07 L
8/28 8/31	Sale FIFO	MATTHEWS PACIFIC TIGER FD-IS (ID 577130-83-4)	(772 845)	24 54	18,965 62	(16,237 47)	2,728 15 L
9/1 9/2	Sale FIFO	ABERDEEN ASIA-PAC XJ-INST EQUITY FUND - INSTITUTIONAL SERVICE SHARES (ID 003021-69-8)	(1,047 945)	9 81	10,280 34	(12,232 17)	(1,951 83) S
10/16 10/19	Sale FIFO	INV BALANCED-RISK ALLOC-Y (ID 00141V-69-7)	(1,913.376)	11 47	21,946 42	(22,998 85)	(885 48) L (166.95) S
10/14 10/19	Sale FIFO	DEUTSCHE XTRAC MSCI EAFE HEDGE FD @ 26 7863 42,161 63 BROKERAGE 23 61 TAX &/OR SEC 77 MERRILL LYNCH PIERCE FENNER & SMIT (ID 233051-20-0)	(1 574 000)	26 771	42,137 25	(46,856 32)	(4,719 07) S
11/23 11/23	LT Capital Gain Distribution	ARTISAN INTL VALUE FD-ADV 11/19/15 LONG TERM CAPITAL GAINS @ 1 682 PER SHARE AS OF 11/19/15 (ID 04314H-66-7)	941.299	1 682	1,582 98		
11/23 11/24	Sale FIFO	CREDIT SUISSE COMM RET ST-I (ID 22544R-30-5)	(4 039 161)	4.68	18,903 27	(23,104 00)	(4,200 73) S

J.P.Morgan

Page 35 of 40

001742 3495 of 6005 MS200606 03 10/00/03/03



00540738803101723185
006407308001000013485



SHEETS BLANCHE T/U/W ACCT R57962004
For the Period 1/1/15 to 12/31/15

Trade Date	Type	Description	Quantity	Per Unit Amount	Proceeds	Tax Cost	Realized Gain/Loss
Settle Date	Selection Method						
Settled Sales/Maturities/Redemptions							
12/14	LT Capital Gain	JPM US EQ FD - INSTL FUND 1382 LONG TERM	2,884 355	0 603	1,740 59		
12/14	Distribution	CAPITAL GAINS @ 0 60346 (ID 4812A1-14-2)					
12/14	LT Capital Gain	JPM MID CAP EQ FD - SEL FUND 689 LONG TERM	491 789	1 819	894 32		
12/14	Distribution	CAPITAL GAINS @ 1 81851 (ID 4812A1-26-6)					
12/14	LT Capital Gain	JPM INTREPID AMER FD - SEL FUND 1206 LONG TERM	734 940	2 252	1,655 44		
12/14	Distribution	CAPITAL GAINS @ 2 25248 (ID 4812A2-10-8)					
12/14	LT Capital Gain	JPM CORE BD FD - SEL FUND 3720 LONG TERM	6,971 381	0 021	149 61		
12/14	Distribution	CAPITAL GAINS @ 0 02146 (ID 4812C0-38-1)					
12/14	LT Capital Gain	JPM HIGH YIELD FD - SEL FUND 3580 LONG TERM	2,636 480	0 004	10 57		
12/14	Distribution	CAPITAL GAINS @ 0 00401 (ID 4812C0-80-3)					
12/14	LT Capital Gain	JPM SHORT DURATION BD FD - SEL FUND 3133 LONG	4,135 659	0 008	34 99		
12/14	Distribution	TERM CAPITAL GAINS @ 0 00846 (ID 4812C1-33-0)					
12/14	LT Capital Gain	JPM MKT EXP ENH INDEX FD - SEL FUND 3708 LONG	1,795 932	2 132	3,828 53		
12/14	Distribution	TERM CAPITAL GAINS @ 2.13178 (ID 4812C1-63-7)					
12/15	LT Capital Gain	HARTFORD CAPITAL APPREC-I 12/14/15 LONG TERM	540 942	2 558	1,383 78		
12/15	Distribution	CAPITAL GAINS @ 2 558 PER SHARE AS OF 12/14/15 (ID 416649-30-9)					
12/17	LT Capital Gain	MFS INTL VALUE-I 12/15/15 LONG TERM CAPITAL	952 967	0 314	299 54		
12/17	Distribution	GAINS @ 0 314 PER SHARE AS OF 12/15/15 (ID 55273E-82-2)					
12/18	LT Capital Gain	GOTHAM ABSOLUTE RETURN-INS 12/17/15 LONG TERM	1,762 017	0 167	294 47		
12/18	Distribution	CAPITAL GAINS @ 0 167 PER SHARE AS OF 12/17/15 (ID 360873-13-7)					
12/21	LT Capital Gain	OAKMARK INTERNATIONAL-I 12/18/15 LONG TERM	1,466 060	0 584	856 18		
12/21	Distribution	CAPITAL GAINS @ 0 584 PER SHARE AS OF 12/18/15 (ID 413838-20-2)					



SHEETS BLANCHE T/U/W ACCT R57962004
For the Period 1/1/15 to 12/31/15

Trade Date Settle Date	Type Selection Method	Description	Quantity	Per Unit Amount	Proceeds	Tax Cost	Realized Gain/Loss
Settled Sales/Maturities/Redemptions							
12/21 12/21	LT Capital Gain Distribution	NEUBERGER BER MU/C OPP-INS 12/18/15 LONG TERM CAPITAL GAINS @ 0.414 PER SHARE AS OF 12/18/15 (ID 64122Q-30-9)	2,878,910	0.414	1,191.29		
12/23 12/23	LT Capital Gain Distribution	BROWN ADV JAPAN ALPHA OPP-INS 12/21/15 LONG TERM CAPITAL GAINS @ 0.020 PER SHARE AS OF 12/21/15 (ID 115233-57-9)	1,788,887	0.02	34.92		
12/23 12/23	LT Capital Gain Distribution	DODGE & COX INCOME FD 12/22/15 LONG TERM CAPITAL GAINS @ 0.005 PER SHARE AS OF 12/22/15 (ID 256210-10-5)	1,625,945	0.005	8.13		
12/28 12/28	LT Capital Gain Distribution	DEUTSCHE X-TRACKERS MSCI JAP LONG TERM CAPITAL GAINS @ 0.52252 (ID 233051-50-7)	430,000	0.523	224.68		
12/28 12/28	LT Capital Gain Distribution	DEUTSCHE X-TRACKERS MSCI EUR LONG TERM CAPITAL GAINS @ 0.12353 (ID 233051-85-3)	1,062,000	0.124	131.19		
12/23 12/29	Sale FIFO	DEUTSCHE X-TRACKERS MSCI JAP @ 38.6303 13,327.45 BROKERAGE 5.17 TAX &/OR SEC 24 UBS SECURITIES LLC (ID 233051-50-7)	(345,000)	38.615	13,322.04	(12,923.39)	398.65 S
12/23 12/29	Sale FIFO	DEUTSCHE X-TRACKERS MSCI EUR @ 25.9465 20,342.05 BROKERAGE 11.76 TAX &/OR SEC 37 DEUTSCHE BANC ALEX BROWN INC (ID 233051-85-3)	(784,000)	25.931	20,329.92	(20,158.44)	171.48 S
12/23 12/29	Sale FIFO	DEUTSCHE X-TRACKERS MSCI JAP @ 38.64 3,284.40 BROKERAGE 1.91 TAX &/OR SEC 06 BROADCORT CAPITAL CORP (ID 233051-50-7)	(85,000)	38.617	3,282.43	(3,184.02)	98.41 S
12/23 12/29	Sale FIFO	DEUTSCHE X-TRACKERS MSCI EUR @ 26.00 7,228.00 BROKERAGE 6.25 TAX &/OR SEC .13 BROADCORT CAPITAL CORP (ID 233051-85-3)	(278,000)	25.977	7,221.62	(7,148.02)	73.60 S
Total Settled Sales/Maturities/Redemptions					\$428,171.21	(\$421,273.90)	\$3,270.56 L (\$10,696.09) S

J.P.Morgan

Page 37 of 40

001742 1486 of 4005 RESPONSE XI FORMULAR



0054073888001017423486
0044073068901800013486



SHEETS BLANCHE T/U/W ACCT R57962004
For the Period 1/1/15 to 12/31/15

Trade Date Settle Date	Type	Description	Quantity	Per Unit Amount	Market Cost
Settled Securities Purchased					
1/8 1/9	Purchase	JPM GLBL RES ENH INDEX FD - SEL FUND 3457 JP MORGAN CHASE BANK AS SHAREHOLDER SERVICING AGENT @ 18 22 (ID 46637K-51-3)	1,691 932	18 22	(30,827 00)
1/29 1/30	Purchase	INV BALANCED-RISK ALLOC-Y (ID 00141V-69-7)	476 988	11 82	(5,638 00)
2/3 2/4	Purchase	ABERDEEN ASIA-PAC XJ-INST EQUITY FUND - INSTITUTIONAL SERVICE SHARES (ID 003021-69-8)	928 559	11 66	(10,827 00)
2/3 2/6	Purchase	SPDR S&P 500 ETF TRUST @ 204 8141 24,782 50 BROKERAGE 1 81 CITIGROUP GLOBAL MKTS INC (ID 78462F-10-3)	121 000	204 829	(24,784 31)
3/27 3/30	Purchase	CREDIT SUISSE COMMODITY RETURN STRATEGY FUND (ID 22544R-30-5)	4,039 161	5 72	(23,104 00)
3/31 4/6	Purchase	DEUTSCHE XTRAC MSCI EAFE HEDGE FD @ 30 0269 13,542 13 BROKERAGE 6 76 UBS SECURITIES LLC (ID 233051-20-0)	451 000	30 042	(13,548 89)
3/31 4/7	Purchase	DEUTSCHE XTRAC MSCI EAFE HEDGE FD @ 30,0197 9,426 18 BROKERAGE 4 71 DEUTSCHE BANC ALEX BROWN INC (ID 233051-20-0)	314 000	30 035	(9,430 89)
6/29 6/30	Purchase	JPM CORE BD FD - SEL FUND 3720 JP MORGAN CHASE BANK AS SHAREHOLDER SERVICING AGENT @ 11 65 (ID 4812C0-38-1)	3,985 150	11 65	(46,427 00)
7/29 7/30	Purchase	BROWN ADV JAPAN ALPHA OPP-IS (ID 115233-57-9)	901 016	12.79	(11,524 00)
7/29 8/3	Purchase	VANGUARD FTSE EUROPE ETF @ 55 0962 4,683 17 BROKERAGE 1 91 GOLDMAN SACHS & CO (ID 922042-87-4)	85 000	55 119	(4,685 08)



SHEETS BLANCHE T/U/W ACCT R57962004
For the Period 1/1/15 to 12/31/15

Trade Date Settle Date	Type	Description	Quantity	Per Unit Amount	Market Cost
7/29 8/3	Purchase	DEUTSCHE XTRAC MSCI EAFE HEDGE FD @ 29 4973 9 675 11 BROKERAGE 4 92 CITIGROUP GLOBAL MKTS INC (ID 233051-20-0)	328 000	29 512	(9,680 03)
7/29 8/3	Purchase	ISHARES MSCI EAFE INDEX FUND @ 64 4353 11,856 09 BROKERAGE 2 76 MORGAN STANLEY & CO LLC (ID 464287-46-5)	184 000	64 45	(11,858 85)
7/29 8/3	Purchase	DEUTSCHE XTRAC MSCI EAFE HEDGE FD @ 29 4996 14 189 30 BROKERAGE 7 21 DEUTSCHE BANC ALEX BROWN INC (ID 233051-20-0)	481 000	29 515	(14,196 51)
7/29 8/3	Purchase	VANGUARD FTSE EUROPE ETF @ 55 119 6,889 87 BROKERAGE 1 87 CREDIT SUISSE FIRST BOSTON LLC (ID 922042-87-4)	125 000	55 134	(6,891 74)
8/25 8/26	Purchase	JPM GLBL RES ENH INDEX FD - SEL FUND 3457 JP MORGAN CHASE BANK AS SHAREHOLDER SERVICING AGENT @ 17 15 (ID 46637K-51-3)	659 650	17 15	(11,313 00)
8/25 8/26	Purchase	JPM UNCONSTRAINED DEBT FD - SELECT FUND 2130 JP MORGAN CHASE BANK AS SHAREHOLDER SERVICING AGENT @ 9 77 (ID 48121A-29-0)	2,048 516	9 77	(20,014 00)
10/16 10/19	Purchase	EQUINOX FDS TR IPM SYSTMATC I (ID 29446A-71-0)	2,162 967	10.18	(22,019 00)
10/14 10/20	Purchase	DEUTSCHE X-TRACKERS MSCI EUROPE HEDGED EQUITY ETF @ 25 6973 27,290 53 BROKERAGE 15 93 MERRILL LYNCH PIERCE FENNER & SMIT (ID 233051-85-3)	1,062 000	25 712	(27 306 46)
10/14 10/26	Purchase	DEUTSCHE X-TRACS MSCI JAPAN HEDGE FD @ 37 4441 16,100 96 BROKERAGE 6 45 MERRILL LYNCH PIERCE FENNER & SMIT (ID 233051-50-7)	430 000	37 459	(16,107 41)
11/30 12/1	Purchase	JPM SHORT DURATION BD FD - SEL FUND 3133 JP MORGAN CHASE BANK AS SHAREHOLDER SERVICING AGENT @ 10 84 (ID. 4812C1-33-0)	939 391	10 84	(10,183 00)

J.P.Morgan

Page 39 of 40

001742 3487 of 4005 RESPONSE XL 8/17/2015



0017423487 of 4005 RESPONSE XL 8/17/2015



SHEETS BLANCHE T/U/W ACCT R57962004
For the Period 1/1/15 to 12/31/15

Trade Date Settle Date	Type	Description	Quantity	Per Unit Amount	Market Cost
Settled Securities Purchased					
12/23 12/29	Purchase	ISHA CURR HEDGED MSCI EAFE @ 25 7734 33,634 28 BROKERAGE 19 57 MERRILL LYNCH PIERCE FENNER & SMIT (ID 46434V-80-3)	1,305 000	25 788	(33,653 85)
12/23 12/30	Purchase	ISHA CURR HEDGED MSCI EAFE @ 25 82 10,844 40 BROKERAGE 9 45 BROADCORT CAPITAL CORP (ID. 46434V-80-3)	420 000	25 843	(10,853 85)
Total Settled Securities Purchased					(\$374,873 87)

COST ADJUSTMENTS

Settle Date	Type	Description	Quantity	Cost Basis Adjustments	Currency Gain/Loss USD
2/9	Cost Basis Adj	PIMCO UNCONSTRAINED BOND-P RETURN OF CAPITAL ADJUSTMENT FOR 2014 DIVIDENDS (ID 72201M-45-3)	2,158 434	(8 83)	