



See a Social Security Number? Say Something!  
Report Privacy Problems to <https://public.resource.org/privacy>  
Or call the IRS Identity Theft Hotline at 1-800-908-4490



Form 990-PF

Return of Private Foundation

OMB No 1545-0052

2015

Department of the Treasury Internal Revenue Service

or Section 4947(a)(1) Trust Treated as Private Foundation

Do not enter social security numbers on this form as it may be made public.

Information about Form 990-PF and its separate instructions is at www.irs.gov/form990pf

Open to Public Inspection

For calendar year 2015 or tax year beginning 2015, and ending 20

Name of foundation: B J KILLIAN FOUNDATION
Employer identification number: 31-1077598
Telephone number: 502-625-1076
City or town, state or province, country, and ZIP or foreign postal code: LOUISVILLE, KY 40232-4290

Table with 5 columns: (a) Revenue and expenses per books, (b) Net investment income, (c) Adjusted net income, (d) Disbursements for charitable purposes. Rows include contributions, interest, dividends, net gain, and total operating expenses.

Operating and Administrative Expenses SCANNED MAY 16 2016

Part II Balance Sheets		Attached schedules and amounts in the description column should be for end-of-year amounts only (See instructions)		Beginning of year		End of year	
		(a) Book Value	(b) Book Value	(c) Fair Market Value	(a) Book Value	(b) Book Value	(c) Fair Market Value
Assets	1	Cash - non-interest-bearing . . . . .	269,947.	247,372.	247,372.		
	2	Savings and temporary cash investments . . . . .					
	3	Accounts receivable ▶ . . . . .					
		Less allowance for doubtful accounts ▶ . . . . .					
	4	Pledges receivable ▶ . . . . .					
		Less allowance for doubtful accounts ▶ . . . . .					
	5	Grants receivable . . . . .					
	6	Receivables due from officers, directors, trustees, and other disqualified persons (attach schedule) (see instructions) . . . . .					
	7	Other notes and loans receivable (attach schedule) ▶ . . . . .					
		Less allowance for doubtful accounts ▶ . . . . .					
	8	Inventories for sale or use . . . . .					
	9	Prepaid expenses and deferred charges . . . . .					
	10a	Investments - U S and state government obligations (attach schedule) . . . . .					
	b	Investments - corporate stock (attach schedule) . . . . .					
	c	Investments - corporate bonds (attach schedule) . . . . .					
	11	Investments - land, buildings, and equipment: basis ▶ . . . . .					
	Less accumulated depreciation ▶ (attach schedule) . . . . .						
12	Investments - mortgage loans . . . . .						
13	Investments - other (attach schedule) . . . . .	3,493,680.	3,599,970.	3,907,597.			
14	Land, buildings, and equipment: basis ▶ . . . . .						
	Less accumulated depreciation ▶ (attach schedule) . . . . .						
15	Other assets (describe ▶ . . . . .)						
16	<b>Total assets</b> (to be completed by all filers - see the instructions Also, see page 1, item I) . . . . .	3,763,627.	3,847,342.	4,154,969.			
Liabilities	17	Accounts payable and accrued expenses . . . . .					
	18	Grants payable . . . . .					
	19	Deferred revenue . . . . .					
	20	Loans from officers, directors, trustees, and other disqualified persons . . . . .					
	21	Mortgages and other notes payable (attach schedule) . . . . .					
	22	Other liabilities (describe ▶ . . . . .)					
23	<b>Total liabilities</b> (add lines 17 through 22) . . . . .			NONE			
Net Assets or Fund Balances	Foundations that follow SFAS 117, check here ▶ <input type="checkbox"/> and complete lines 24 through 26 and lines 30 and 31.						
	24	Unrestricted . . . . .					
	25	Temporarily restricted . . . . .					
	26	Permanently restricted . . . . .					
	Foundations that do not follow SFAS 117, check here ▶ <input checked="" type="checkbox"/> and complete lines 27 through 31.						
	27	Capital stock, trust principal, or current funds . . . . .	3,763,627.	3,847,342.			
	28	Paid-in or capital surplus, or land, bldg, and equipment fund . . . . .					
29	Retained earnings, accumulated income, endowment, or other funds . . . . .						
30	<b>Total net assets or fund balances</b> (see instructions) . . . . .	3,763,627.	3,847,342.				
31	<b>Total liabilities and net assets/fund balances</b> (see instructions) . . . . .	3,763,627.	3,847,342.				

Part III Analysis of Changes in Net Assets or Fund Balances		
1	Total net assets or fund balances at beginning of year - Part II, column (a), line 30 (must agree with end-of-year figure reported on prior year's return) . . . . .	1 3,763,627.
2	Enter amount from Part I, line 27a . . . . .	2 84,067.
3	Other increases not included in line 2 (itemize) ▶ . . . . .	3
4	Add lines 1, 2, and 3 . . . . .	4 3,847,694.
5	Decreases not included in line 2 (itemize) ▶ SEE STATEMENT 5 . . . . .	5 352.
6	<b>Total net assets or fund balances at end of year</b> (line 4 minus line 5) - Part II, column (b), line 30 . . . . .	6 3,847,342.

**Part IV Capital Gains and Losses for Tax on Investment Income**

(a) List and describe the kind(s) of property sold (e.g., real estate, 2-story brick warehouse, or common stock, 200 shs MLC Co)				(b) How acquired P - Purchase D - Donation	(c) Date acquired (mo, day, yr)	(d) Date sold (mo, day, yr)
<b>1a PUBLICLY TRADED SECURITIES</b>						
<b>b</b>						
<b>c</b>						
<b>d</b>						
<b>e</b>						
(e) Gross sales price	(f) Depreciation allowed (or allowable)	(g) Cost or other basis plus expense of sale	(h) Gain or (loss) (e) plus (f) minus (g)			
<b>a</b> 956,281.		855,646.	100,635.			
<b>b</b>						
<b>c</b>						
<b>d</b>						
<b>e</b>						
Complete only for assets showing gain in column (h) and owned by the foundation on 12/31/69						
(i) FM V. as of 12/31/69	(j) Adjusted basis as of 12/31/69	(k) Excess of col (i) over col. (j), if any	(l) Gains (Col. (h) gain minus col (k), but not less than -0-) or Losses (from col (h))			
<b>a</b>			100,635.			
<b>b</b>						
<b>c</b>						
<b>d</b>						
<b>e</b>						
<b>2 Capital gain net income or (net capital loss)</b>				2	100,635.	
{ If gain, also enter in Part I, line 7 If (loss), enter -0- in Part I, line 7 }						
<b>3 Net short-term capital gain or (loss) as defined in sections 1222(5) and (6):</b>				3		
{ If gain, also enter in Part I, line 8, column (c) (see instructions). If (loss), enter -0- in Part I, line 8 }						

**Part V Qualification Under Section 4940(e) for Reduced Tax on Net Investment Income**

(For optional use by domestic private foundations subject to the section 4940(a) tax on net investment income.)

If section 4940(d)(2) applies, leave this part blank.

Was the foundation liable for the section 4942 tax on the distributable amount of any year in the base period?  Yes  No  
 If "Yes," the foundation does not qualify under section 4940(e) Do not complete this part.

**1 Enter the appropriate amount in each column for each year; see the instructions before making any entries.**

(a) Base period years Calendar year (or tax year beginning in)	(b) Adjusted qualifying distributions	(c) Net value of noncharitable-use assets	(d) Distribution ratio (col (b) divided by col (c))
2014			
2013			
2012			
2011			
2010			
<b>2 Total of line 1, column (d)</b>			2
<b>3 Average distribution ratio for the 5-year base period - divide the total on line 2 by 5, or by the number of years the foundation has been in existence if less than 5 years</b>			3
<b>4 Enter the net value of noncharitable-use assets for 2015 from Part X, line 5</b>			4
<b>5 Multiply line 4 by line 3</b>			5
<b>6 Enter 1% of net investment income (1% of Part I, line 27b)</b>			6
<b>7 Add lines 5 and 6</b>			7
<b>8 Enter qualifying distributions from Part XII, line 4</b>			8

If line 8 is equal to or greater than line 7, check the box in Part VI, line 1b, and complete that part using a 1% tax rate. See the Part VI instructions

**Part VI Excise Tax Based on Investment Income (Section 4940(a), 4940(b), 4940(e), or 4948 - see instructions)**

1a	Exempt operating foundations described in section 4940(d)(2), check here <input type="checkbox"/> and enter "N/A" on line 1 . . . . . Date of ruling or determination letter _____ (attach copy of letter if necessary - see instructions)		
b	Domestic foundations that meet the section 4940(e) requirements in Part V, check here <input type="checkbox"/> and enter 1% of Part I, line 27b . . . . .	1	2,969.
c	All other domestic foundations enter 2% of line 27b Exempt foreign organizations enter 4% of Part I, line 12, col (b)		
2	Tax under section 511 (domestic section 4947(a)(1) trusts and taxable foundations only Others enter -0-) . . . . .	2	
3	Add lines 1 and 2 . . . . .	3	2,969.
4	Subtitle A (income) tax (domestic section 4947(a)(1) trusts and taxable foundations only Others enter -0-) . . . . .	4	NONE
5	<b>Tax based on investment income.</b> Subtract line 4 from line 3 If zero or less, enter -0- . . . . .	5	2,969.
6	Credits/Payments		
a	2015 estimated tax payments and 2014 overpayment credited to 2015 . . . . .	6a	3,460.
b	Exempt foreign organizations - tax withheld at source . . . . .	6b	NONE
c	Tax paid with application for extension of time to file (Form 8868) . . . . .	6c	NONE
d	Backup withholding erroneously withheld . . . . .	6d	
7	Total credits and payments. Add lines 6a through 6d . . . . .	7	3,460.
8	Enter any <b>penalty</b> for underpayment of estimated tax. Check here <input type="checkbox"/> if Form 2220 is attached . . . . .	8	
9	<b>Tax due.</b> If the total of lines 5 and 8 is more than line 7, enter <b>amount owed</b> . . . . .	9	
10	<b>Overpayment.</b> If line 7 is more than the total of lines 5 and 8, enter the <b>amount overpaid</b> . . . . .	10	491.
11	Enter the amount of line 10 to be: <b>Credited to 2016 estimated tax</b> ▶ 491. <b>Refunded</b> ▶	11	

**Part VII-A Statements Regarding Activities**

	Yes	No
1a		X
b		X
c		X
d		
e		
2		X
3		X
4a		X
4b		
5		X
6	X	
7	X	
8a		
b	X	
9		X
10		X

Part VII-A Statements Regarding Activities (continued)

11 At any time during the year, did the foundation, directly or indirectly, own a controlled entity within the meaning of section 512(b)(13)? If "Yes," attach schedule (see instructions) . . . . . 11 Yes No X
12 Did the foundation make a distribution to a donor advised fund over which the foundation or a disqualified person had advisory privileges? If "Yes," attach statement (see instructions) . . . . . 12 Yes No X
13 Did the foundation comply with the public inspection requirements for its annual returns and exemption application? Website address NONE 13 X
14 The books are in care of SEE STATEMENT 6 Telephone no Located at ZIP+4
15 Section 4947(a)(1) nonexempt charitable trusts filing Form 990-PF in lieu of Form 1041 - Check here and enter the amount of tax-exempt interest received or accrued during the year . . . . . 15
16 At any time during calendar year 2015, did the foundation have an interest in or a signature or other authority over a bank, securities, or other financial account in a foreign country? . . . . . 16 Yes No X
See the instructions for exceptions and filing requirements for FinCEN Form 114. If "Yes," enter the name of the foreign country

Part VII-B Statements Regarding Activities for Which Form 4720 May Be Required

File Form 4720 if any item is checked in the "Yes" column, unless an exception applies.

1a During the year did the foundation (either directly or indirectly).
(1) Engage in the sale or exchange, or leasing of property with a disqualified person? Yes No X
(2) Borrow money from, lend money to, or otherwise extend credit to (or accept it from) a disqualified person? Yes No X
(3) Furnish goods, services, or facilities to (or accept them from) a disqualified person? Yes No X
(4) Pay compensation to, or pay or reimburse the expenses of, a disqualified person? Yes No X
(5) Transfer any income or assets to a disqualified person (or make any of either available for the benefit or use of a disqualified person)? Yes No X
(6) Agree to pay money or property to a government official? (Exception. Check "No" if the foundation agreed to make a grant to or to employ the official for a period after termination of government service, if terminating within 90 days.) Yes No X
b If any answer is "Yes" to 1a(1)-(6), did any of the acts fail to qualify under the exceptions described in Regulations section 53.4941(d)-3 or in a current notice regarding disaster assistance (see instructions)? Organizations relying on a current notice regarding disaster assistance check here
c Did the foundation engage in a prior year in any of the acts described in 1a, other than excepted acts, that were not corrected before the first day of the tax year beginning in 2015?
2 Taxes on failure to distribute income (section 4942) (does not apply for years the foundation was a private operating foundation defined in section 4942(j)(3) or 4942(j)(5))
a At the end of tax year 2015, did the foundation have any undistributed income (lines 6d and 6e, Part XIII) for tax year(s) beginning before 2015? Yes No X
If "Yes," list the years
b Are there any years listed in 2a for which the foundation is not applying the provisions of section 4942(a)(2) (relating to incorrect valuation of assets) to the year's undistributed income? (If applying section 4942(a)(2) to all years listed, answer "No" and attach statement - see instructions)
c If the provisions of section 4942(a)(2) are being applied to any of the years listed in 2a, list the years here
3a Did the foundation hold more than a 2% direct or indirect interest in any business enterprise at any time during the year? Yes No X
b If "Yes," did it have excess business holdings in 2015 as a result of (1) any purchase by the foundation or disqualified persons after May 26, 1969; (2) the lapse of the 5-year period (or longer period approved by the Commissioner under section 4943(c)(7)) to dispose of holdings acquired by gift or bequest; or (3) the lapse of the 10-, 15-, or 20-year first phase holding period? (Use Schedule C, Form 4720, to determine if the foundation had excess business holdings in 2015)
4a Did the foundation invest during the year any amount in a manner that would jeopardize its charitable purposes?
b Did the foundation make any investment in a prior year (but after December 31, 1969) that could jeopardize its charitable purpose that had not been removed from jeopardy before the first day of the tax year beginning in 2015?

**Part VII-B Statements Regarding Activities for Which Form 4720 May Be Required (continued)**

5a During the year did the foundation pay or incur any amount to

(1) Carry on propaganda, or otherwise attempt to influence legislation (section 4945(e))?  Yes  No

(2) Influence the outcome of any specific public election (see section 4955), or to carry on, directly or indirectly, any voter registration drive?  Yes  No

(3) Provide a grant to an individual for travel, study, or other similar purposes?  Yes  No

(4) Provide a grant to an organization other than a charitable, etc., organization described in section 4945(d)(4)(A)? (see instructions).  Yes  No

(5) Provide for any purpose other than religious, charitable, scientific, literary, or educational purposes, or for the prevention of cruelty to children or animals?  Yes  No

b If any answer is "Yes" to 5a(1)-(5), did any of the transactions fail to qualify under the exceptions described in Regulations section 53.4945 or in a current notice regarding disaster assistance (see instructions)?  Yes  No

Organizations relying on a current notice regarding disaster assistance check here

c If the answer is "Yes" to question 5a(4), does the foundation claim exemption from the tax because it maintained expenditure responsibility for the grant?  Yes  No

If "Yes," attach the statement required by Regulations section 53.4945-5(d)

6a Did the foundation, during the year, receive any funds, directly or indirectly, to pay premiums on a personal benefit contract?  Yes  No

b Did the foundation, during the year, pay premiums, directly or indirectly, on a personal benefit contract?  Yes  No

If "Yes" to 6b, file Form 8870.

7a At any time during the tax year, was the foundation a party to a prohibited tax shelter transaction?  Yes  No

b If "Yes," did the foundation receive any proceeds or have any net income attributable to the transaction?  Yes  No

5b		
6b		X
7b		

**Part VIII Information About Officers, Directors, Trustees, Foundation Managers, Highly Paid Employees, and Contractors**

**1 List all officers, directors, trustees, foundation managers and their compensation (see instructions).**

(a) Name and address	(b) Title, and average hours per week devoted to position	(c) Compensation (if not paid, enter -0-)	(d) Contributions to employee benefit plans and deferred compensation	(e) Expense account, other allowances
SEE STATEMENT 7				

**2 Compensation of five highest-paid employees (other than those included on line 1 - see instructions). If none, enter "NONE."**

(a) Name and address of each employee paid more than \$50,000	(b) Title, and average hours per week devoted to position	(c) Compensation	(d) Contributions to employee benefit plans and deferred compensation	(e) Expense account, other allowances
NONE		NONE	NONE	NONE

Total number of other employees paid over \$50,000  NONE

**Part VIII Information About Officers, Directors, Trustees, Foundation Managers, Highly Paid Employees, and Contractors (continued)**

**3 Five highest-paid independent contractors for professional services (see instructions). If none, enter "NONE."**

(a) Name and address of each person paid more than \$50,000	(b) Type of service	(c) Compensation
NONE		NONE

Total number of others receiving over \$50,000 for professional services . . . . . **NONE**

**Part IX-A Summary of Direct Charitable Activities**

List the foundation's four largest direct charitable activities during the tax year. Include relevant statistical information such as the number of organizations and other beneficiaries served, conferences convened, research papers produced, etc	Expenses
1 NONE	
2	
3	
4	

**Part IX-B Summary of Program-Related Investments (see instructions)**

Describe the two largest program-related investments made by the foundation during the tax year on lines 1 and 2	Amount
1 NONE	
2	
All other program-related investments See instructions	
3 NONE	
<b>Total.</b> Add lines 1 through 3 . . . . .	

**Part X Minimum Investment Return** (All domestic foundations must complete this part. Foreign foundations, see instructions.)

1	Fair market value of assets not used (or held for use) directly in carrying out charitable, etc., purposes:		
a	Average monthly fair market value of securities . . . . .	1a	3,995,804.
b	Average of monthly cash balances . . . . .	1b	151,636.
c	Fair market value of all other assets (see instructions). . . . .	1c	NONE
d	<b>Total</b> (add lines 1a, b, and c) . . . . .	1d	4,147,440.
e	Reduction claimed for blockage or other factors reported on lines 1a and 1c (attach detailed explanation) . . . . .	1e	
2	Acquisition indebtedness applicable to line 1 assets . . . . .	2	NONE
3	Subtract line 2 from line 1d . . . . .	3	4,147,440.
4	Cash deemed held for charitable activities Enter 1 1/2% of line 3 (for greater amount, see instructions). . . . .	4	62,212.
5	<b>Net value of noncharitable-use assets.</b> Subtract line 4 from line 3. Enter here and on Part V, line 4 . . . . .	5	4,085,228.
6	<b>Minimum investment return.</b> Enter 5% of line 5 . . . . .	6	204,261.

**Part XI Distributable Amount** (see instructions) (Section 4942(j)(3) and (j)(5) private operating foundations and certain foreign organizations check here  and do not complete this part)

1	Minimum investment return from Part X, line 6 . . . . .	1	204,261.
2a	Tax on investment income for 2015 from Part VI, line 5 . . . . .	2a	2,969.
b	Income tax for 2015. (This does not include the tax from Part VI) . . . . .	2b	
c	Add lines 2a and 2b . . . . .	2c	2,969.
3	Distributable amount before adjustments. Subtract line 2c from line 1 . . . . .	3	201,292.
4	Recoveries of amounts treated as qualifying distributions . . . . .	4	NONE
5	Add lines 3 and 4 . . . . .	5	201,292.
6	Deduction from distributable amount (see instructions). . . . .	6	NONE
7	<b>Distributable amount as adjusted.</b> Subtract line 6 from line 5 Enter here and on Part XIII, line 1 . . . . .	7	201,292.

**Part XII Qualifying Distributions** (see instructions)

1	Amounts paid (including administrative expenses) to accomplish charitable, etc., purposes:		
a	Expenses, contributions, gifts, etc. - total from Part I, column (d), line 26 . . . . .	1a	193,953.
b	Program-related investments - total from Part IX-B . . . . .	1b	
2	Amounts paid to acquire assets used (or held for use) directly in carrying out charitable, etc., purposes . . . . .	2	NONE
3	Amounts set aside for specific charitable projects that satisfy the:		
a	Suitability test (prior IRS approval required) . . . . .	3a	NONE
b	Cash distribution test (attach the required schedule) . . . . .	3b	NONE
4	<b>Qualifying distributions.</b> Add lines 1a through 3b Enter here and on Part V, line 8, and Part XIII, line 4 . . . . .	4	193,953.
5	Foundations that qualify under section 4940(e) for the reduced rate of tax on net investment income. Enter 1% of Part I, line 27b (see instructions) . . . . .	5	N/A
6	<b>Adjusted qualifying distributions.</b> Subtract line 5 from line 4 . . . . .	6	193,953.

**Note.** The amount on line 6 will be used in Part V, column (b), in subsequent years when calculating whether the foundation qualifies for the section 4940(e) reduction of tax in those years

**Part XIII Undistributed Income** (see instructions)

	(a) Corpus	(b) Years prior to 2014	(c) 2014	(d) 2015
<b>1</b> Distributable amount for 2015 from Part XI, line 7 . . . . .				201,292.
<b>2</b> Undistributed income, if any, as of the end of 2015				
<b>a</b> Enter amount for 2014 only. . . . .			192,985.	
<b>b</b> Total for prior years 20 <u>13</u> , 20 <u>  </u> , 20 <u>  </u>		NONE		
<b>3</b> Excess distributions carryover, if any, to 2015.				
<b>a</b> From 2010 . . . . .	NONE			
<b>b</b> From 2011 . . . . .	NONE			
<b>c</b> From 2012 . . . . .	NONE			
<b>d</b> From 2013 . . . . .	NONE			
<b>e</b> From 2014 . . . . .	NONE			
<b>f</b> Total of lines 3a through e . . . . .	NONE			
<b>4</b> Qualifying distributions for 2015 from Part XII, line 4 ▶ \$ <u>193,953.</u>				
<b>a</b> Applied to 2014, but not more than line 2a . . . . .			192,985.	
<b>b</b> Applied to undistributed income of prior years (Election required - see instructions) . . . . .		NONE		
<b>c</b> Treated as distributions out of corpus (Election required - see instructions) . . . . .	NONE			
<b>d</b> Applied to 2015 distributable amount . . . . .				968.
<b>e</b> Remaining amount distributed out of corpus. . . . .	NONE			
<b>5</b> Excess distributions carryover applied to 2015. (If an amount appears in column (d), the same amount must be shown in column (a) )	NONE			NONE
<b>6</b> Enter the net total of each column as indicated below:				
<b>a</b> Corpus. Add lines 3f, 4c, and 4e Subtract line 5	NONE			
<b>b</b> Prior years' undistributed income Subtract line 4b from line 2b. . . . .		NONE		
<b>c</b> Enter the amount of prior years' undistributed income for which a notice of deficiency has been issued, or on which the section 4942(a) tax has been previously assessed . . . . .		NONE		
<b>d</b> Subtract line 6c from line 6b Taxable amount - see instructions . . . . .		NONE		
<b>e</b> Undistributed income for 2014 Subtract line 4a from line 2a Taxable amount - see instructions . . . . .				
<b>f</b> Undistributed income for 2015. Subtract lines 4d and 5 from line 1 This amount must be distributed in 2016. . . . .				200,324.
<b>7</b> Amounts treated as distributions out of corpus to satisfy requirements imposed by section 170(b)(1)(F) or 4942(g)(3) (Election may be required - see instructions) . . . . .	NONE			
<b>8</b> Excess distributions carryover from 2010 not applied on line 5 or line 7 (see instructions) . . . . .	NONE			
<b>9</b> Excess distributions carryover to 2016. Subtract lines 7 and 8 from line 6a . . . . .	NONE			
<b>10</b> Analysis of line 9				
<b>a</b> Excess from 2011 . . . . .	NONE			
<b>b</b> Excess from 2012 . . . . .	NONE			
<b>c</b> Excess from 2013 . . . . .	NONE			
<b>d</b> Excess from 2014 . . . . .	NONE			
<b>e</b> Excess from 2015 . . . . .	NONE			

**Part XIV Private Operating Foundations** (see instructions and Part VII-A, question 9) NOT APPLICABLE

1a If the foundation has received a ruling or determination letter that it is a private operating foundation, and the ruling is effective for 2015, enter the date of the ruling . . . . . ▶

b Check box to indicate whether the foundation is a private operating foundation described in section 4942(j)(3) or 4942(j)(5)

	Tax year		Prior 3 years		(e) Total
	(a) 2015	(b) 2014	(c) 2013	(d) 2012	
2a Enter the lesser of the adjusted net income from Part I or the minimum investment return from Part X for each year listed . . . . .					
b 85% of line 2a . . . . .					
c Qualifying distributions from Part XII, line 4 for each year listed . . . . .					
d Amounts included in line 2c not used directly for active conduct of exempt activities . . . . .					
e Qualifying distributions made directly for active conduct of exempt activities Subtract line 2d from line 2c . . . . .					
3 Complete 3a, b, or c for the alternative test relied upon					
a "Assets" alternative test - enter					
(1) Value of all assets . . . . .					
(2) Value of assets qualifying under section 4942(j)(3)(B)(i) . . . . .					
b "Endowment" alternative test - enter 2/3 of minimum investment return shown in Part X, line 6 for each year listed . . . . .					
c "Support" alternative test - enter					
(1) Total support other than gross investment income (interest, dividends, rents, payments on securities loans (section 512(a)(5)), or royalties) . . . . .					
(2) Support from general public and 5 or more exempt organizations as provided in section 4942(j)(3)(B)(iii) . . . . .					
(3) Largest amount of support from an exempt organization . . . . .					
(4) Gross investment income . . . . .					

**Part XV Supplementary Information (Complete this part only if the foundation had \$5,000 or more in assets at any time during the year - see instructions.)**

1 Information Regarding Foundation Managers:

a List any managers of the foundation who have contributed more than 2% of the total contributions received by the foundation before the close of any tax year (but only if they have contributed more than \$5,000). (See section 507(d)(2).)

NANCY F WILSON, TRUSTEE

b List any managers of the foundation who own 10% or more of the stock of a corporation (or an equally large portion of the ownership of a partnership or other entity) of which the foundation has a 10% or greater interest.

N/A

2 Information Regarding Contribution, Grant, Gift, Loan, Scholarship, etc., Programs:

Check here  if the foundation only makes contributions to preselected charitable organizations and does not accept unsolicited requests for funds. If the foundation makes gifts, grants, etc. (see instructions) to individuals or organizations under other conditions, complete items 2a, b, c, and d.

a The name, address, and telephone number or e-mail address of the person to whom applications should be addressed:

b The form in which applications should be submitted and information and materials they should include:

c Any submission deadlines:

d Any restrictions or limitations on awards, such as by geographical areas, charitable fields, kinds of institutions, or other factors:

**Part XV** Supplementary Information (continued)

**3 Grants and Contributions Paid During the Year or Approved for Future Payment**

Recipient Name and address (home or business)	If recipient is an individual, show any relationship to any foundation manager or substantial contributor	Foundation status of recipient	Purpose of grant or contribution	Amount
<p><b>a</b> Paid during the year</p> <p>SEE STATEMENT 17</p>				<p>193,153.</p>
<p><b>Total</b> . . . . . ▶ <b>3a</b></p>				<p>193,153.</p>
<p><b>b</b> Approved for future payment</p>				
<p><b>Total</b> . . . . . ▶ <b>3b</b></p>				

Part XVI-A Analysis of Income-Producing Activities

Table with 5 main columns: (a) Business code, (b) Amount, (c) Exclusion code, (d) Amount, (e) Related or exempt function income. Rows include Program service revenue, Membership dues, Dividends, Net rental income, and other revenue.

Part XVI-B Relationship of Activities to the Accomplishment of Exempt Purposes

Table with 2 columns: Line No., Explain below how each activity for which income is reported in column (e) of Part XVI-A contributed importantly to the accomplishment of the foundation's exempt purposes.

Part XVII Information Regarding Transfers To and Transactions and Relationships With Noncharitable Exempt Organizations

- 1 Did the organization directly or indirectly engage in any of the following with any other organization described in section 501(c) of the Code... a Transfers from the reporting foundation to a noncharitable exempt organization of: (1) Cash, (2) Other assets... b Other transactions: (1) Sales of assets to a noncharitable exempt organization, (2) Purchases of assets from a noncharitable exempt organization, (3) Rental of facilities, equipment, or other assets, (4) Reimbursement arrangements, (5) Loans or loan guarantees, (6) Performance of services or membership or fundraising solicitations... c Sharing of facilities, equipment, mailing lists, other assets, or paid employees... d If the answer to any of the above is "Yes," complete the following schedule.

Table with 4 columns: (a) Line no, (b) Amount involved, (c) Name of noncharitable exempt organization, (d) Description of transfers, transactions, and sharing arrangements.

2a Is the foundation directly or indirectly affiliated with, or related to, one or more tax-exempt organizations described in section 501(c) of the Code (other than section 501(c)(3)) or in section 527? Yes No

b If "Yes," complete the following schedule

Table with 3 columns: (a) Name of organization, (b) Type of organization, (c) Description of relationship.

Under penalties of perjury, I declare that I have examined this return, including accompanying schedules and statements, and to the best of my knowledge and belief, it is true, correct, and complete. Declaration of preparer (other than taxpayer) is based on all information of which preparer has any knowledge.

Sign Here: Signature of officer or trustee (Ted Smawder), Date (5-2-16), Title (U.P.). May the IRS discuss this return with the preparer shown below? Yes No

Paid Preparer Use Only: Print/Type preparer's name (KELLY KOWALCZYK), Preparer's signature (Kelly Kowalczyk), Date (04/27/2016), Check self-employed, PTIN (P01387686), Firm's name (ERNST & YOUNG U.S. LLP), Firm's address (155 NORTH WACKER DRIVE CHICAGO, IL 60606), Firm's EIN (34-6565596), Phone no (312-879-2000).

**Schedule of Contributors**

**2015**

▶ Attach to Form 990, Form 990-EZ, or Form 990-PF.

▶ Information about Schedule B (Form 990, 990-EZ, or 990-PF) and its instructions is at [www.irs.gov/form990](http://www.irs.gov/form990)

Name of the organization

Employer identification number

B J KILLIAN FOUNDATION

31-1077598

Organization type (check one):

Filers of:

Section:

Form 990 or 990-EZ

501(c)( ) (enter number) organization

4947(a)(1) nonexempt charitable trust **not** treated as a private foundation

527 political organization

Form 990-PF

501(c)(3) exempt private foundation

4947(a)(1) nonexempt charitable trust treated as a private foundation

501(c)(3) taxable private foundation

Check if your organization is covered by the **General Rule** or a **Special Rule**.

**Note.** Only a section 501(c)(7), (8), or (10) organization can check boxes for both the General Rule and a Special Rule. See instructions.

**General Rule**

For an organization filing Form 990, 990-EZ, or 990-PF that received, during the year, contributions totaling \$5,000 or more (in money or property) from any one contributor. Complete Parts I and II. See instructions for determining a contributor's total contributions.

**Special Rules**

For an organization described in section 501(c)(3) filing Form 990 or 990-EZ that met the 33 1/3 % support test of the regulations under sections 509(a)(1) and 170(b)(1)(A)(vi), that checked Schedule A (Form 990 or 990-EZ), Part II, line 13, 16a, or 16b, and that received from any one contributor, during the year, total contributions of the greater of (1) \$5,000 or (2) 2% of the amount on (i) Form 990, Part VIII, line 1h, or (ii) Form 990-EZ, line 1. Complete Parts I and II.

For an organization described in section 501(c)(7), (8), or (10) filing Form 990 or 990-EZ that received from any one contributor, during the year, total contributions of more than \$1,000 *exclusively* for religious, charitable, scientific, literary, or educational purposes, or for the prevention of cruelty to children or animals. Complete Parts I, II, and III.

For an organization described in section 501(c)(7), (8), or (10) filing Form 990 or 990-EZ that received from any one contributor, during the year, contributions *exclusively* for religious, charitable, etc., purposes, but no such contributions totaled more than \$1,000. If this box is checked, enter here the total contributions that were received during the year for an *exclusively* religious, charitable, etc., purpose. Do not complete any of the parts unless the **General Rule** applies to this organization because it received *nonexclusively* religious, charitable, etc., contributions totaling \$5,000 or more during the year . . . . . ▶ \$ -----

**Caution.** An organization that is not covered by the General Rule and/or the Special Rules does not file Schedule B (Form 990, 990-EZ, or 990-PF), but it **must** answer "No" on Part IV, line 2, of its Form 990, or check the box on line H of its Form 990-EZ or on its Form 990-PF, Part I, line 2, to certify that it does not meet the filing requirements of Schedule B (Form 990, 990-EZ, or 990-PF).

<b>Name of organization</b> B J KILLIAN FOUNDATION	<b>Employer identification number</b> 31-1077598
---	---

**Part I** **Contributors** (see instructions). Use duplicate copies of Part I if additional space is needed.

(a) No.	(b) Name, address, and ZIP + 4	(c) Total contributions	(d) Type of contribution
1	NANCY F WILSON ESTATE  5200 NEW HARTFORD ROAD  OWENSBORO, ,	\$ 134,274.	Person <input checked="" type="checkbox"/> Payroll <input type="checkbox"/> Noncash <input type="checkbox"/> (Complete Part II for noncash contributions.)
		\$ _____	Person <input type="checkbox"/> Payroll <input type="checkbox"/> Noncash <input type="checkbox"/> (Complete Part II for noncash contributions )
		\$ _____	Person <input type="checkbox"/> Payroll <input type="checkbox"/> Noncash <input type="checkbox"/> (Complete Part II for noncash contributions )
		\$ _____	Person <input type="checkbox"/> Payroll <input type="checkbox"/> Noncash <input type="checkbox"/> (Complete Part II for noncash contributions )
		\$ _____	Person <input type="checkbox"/> Payroll <input type="checkbox"/> Noncash <input type="checkbox"/> (Complete Part II for noncash contributions )
		\$ _____	Person <input type="checkbox"/> Payroll <input type="checkbox"/> Noncash <input type="checkbox"/> (Complete Part II for noncash contributions )

FORM 990PF, PART I - ACCOUNTING FEES  
=====

DESCRIPTION -----	REVENUE AND EXPENSES PER BOOKS -----	NET INVESTMENT INCOME -----	ADJUSTED NET INCOME -----	CHARITABLE PURPOSES -----
TAX PREPARATION FEE (NON-ALLOC	750.			750.
TOTALS	750.	NONE	NONE	750.

FORM 990PF, PART I - OTHER PROFESSIONAL FEES  
=====

DESCRIPTION -----	REVENUE AND EXPENSES PER BOOKS -----	NET INVESTMENT INCOME -----
CUSTODIAN & MANAGEMENT FEES (A)	23,489.	23,489.
TOTALS	23,489.	23,489.

FORM 990PF, PART I - TAXES

=====

DESCRIPTION	REVENUE AND EXPENSES PER BOOKS	NET INVESTMENT INCOME
-----	-----	-----
FOREIGN TAXES	164.	164.
FEDERAL TAX PAYMENT - PRIOR YE	439.	
FEDERAL ESTIMATES - PRINCIPAL	3,460.	
FOREIGN TAXES ON QUALIFIED FOR	516.	516.
FOREIGN TAXES ON NONQUALIFIED	164.	164.
TOTALS	4,743.	844.
	=====	=====

B J KILLIAN FOUNDATION

31-1077598

FORM 990PF, PART I - OTHER EXPENSES

=====

REVENUE  
AND  
EXPENSES  
PER BOOKS  
-----

CHARITABLE  
PURPOSES  
-----

DESCRIPTION  
-----

OTHER NON-ALLOCABLE EXPENSE -

50.

50.

TOTALS

-----  
50.  
=====

-----  
50.  
=====

FORM 990PF, PART III - OTHER DECREASES IN NET WORTH OR FUND BALANCES

=====

DESCRIPTION -----	AMOUNT -----
OID ADJUSTMENT	181.
ACCRUED INTEREST	71.
TIMING & MISC	100.
	-----
TOTAL	352.
	=====

FORM 990PF, PART VII-A, LINE 14 - BOOKS ARE IN THE CARE OF  
=====

NAME: STOCK YARDS BANK & TRUST CO  
ATTN: TED SNAWDER

ADDRESS: P O BOX 34290  
LOUISVILLE, KY 40232-4290

TELEPHONE NUMBER: (502)625-1076

FORM 990PF, PART VIII - LIST OF OFFICERS, DIRECTORS, AND TRUSTEES  
=====

OFFICER NAME:  
NANCY F WILSON  
ADDRESS:  
2344 FORD AVENUE  
OWENSBORO, KY 42301  
TITLE:  
TRUSTEE, PART-TIME  
AVERAGE HOURS PER WEEK DEVOTED TO POSITION: 1

OFFICER NAME:  
MILDRED KILLIAN  
ADDRESS:  
5200 NEW HARTFORD ROAD  
OWENSBORO, KY 42303  
TITLE:  
TRUSTEE, PART-TIME  
AVERAGE HOURS PER WEEK DEVOTED TO POSITION: 1

OFFICER NAME:  
JAMES D TOLER  
ADDRESS:  
1930 HIGHWAY 81  
CALHOUN, KY 42327  
TITLE:  
TRUSTEE, PART-TIME  
AVERAGE HOURS PER WEEK DEVOTED TO POSITION: 1

OFFICER NAME:  
CHARLES F KILLIAN  
ADDRESS:  
405 HILLANDALE  
SANDERS, KY 41083  
TITLE:  
TRUSTEE, PART-TIME  
AVERAGE HOURS PER WEEK DEVOTED TO POSITION: 1

FORM 990PF, PART VIII - LIST OF OFFICERS, DIRECTORS, AND TRUSTEES  
=====

OFFICER NAME:

DAVID L YEWELL

ADDRESS:

221 WEST 2ND STREET  
OWENSBORO, KY 42303

TITLE:

TRUSTEE, PART-TIME

AVERAGE HOURS PER WEEK DEVOTED TO POSITION: 1

=====

RECIPIENT NAME:  
 BOULWARE MISSION, INC.  
 ADDRESS:  
 731 HALL STREET  
 OWENSBORO, KY 42303  
 RELATIONSHIP:  
 NONE  
 PURPOSE OF GRANT:  
 GENERAL CHARITABLE PURPOSES  
 FOUNDATION STATUS OF RECIPIENT:  
 PC  
 AMOUNT OF GRANT PAID ..... 5,000.

RECIPIENT NAME:  
 GIRLS, INC.  
 ADDRESS:  
 PO BOX 1626  
 OWENSBORO, KY 42302-1626  
 RELATIONSHIP:  
 NONE  
 PURPOSE OF GRANT:  
 GENERAL CHARITABLE PURPOSES  
 FOUNDATION STATUS OF RECIPIENT:  
 PC  
 AMOUNT OF GRANT PAID ..... 7,500.

RECIPIENT NAME:  
 OASIS  
 ADDRESS:  
 PO BOX 315  
 OWENSBORO, KY 42302  
 RELATIONSHIP:  
 NONE  
 PURPOSE OF GRANT:  
 GENERAL CHARITABLE PURPOSES  
 FOUNDATION STATUS OF RECIPIENT:  
 PC  
 AMOUNT OF GRANT PAID ..... 8,000.

=====

RECIPIENT NAME:

OWENSBORO MUSEUM OF FINE ART

ADDRESS:

220 DAVIESS STREET  
OWENSBORO, KY 42303

RELATIONSHIP:

NONE

PURPOSE OF GRANT:

GENERAL CHARITABLE PURPOSES

FOUNDATION STATUS OF RECIPIENT:

PC

AMOUNT OF GRANT PAID ..... 48,653.

RECIPIENT NAME:

GLENMARY HOME MISSIONERS

ADDRESS:

PO BOX 465618  
CINCINNATI, OH 46246-5618

RELATIONSHIP:

NONE

PURPOSE OF GRANT:

GENERAL CHARITABLE PURPOSES

FOUNDATION STATUS OF RECIPIENT:

PC

AMOUNT OF GRANT PAID ..... 2,000.

RECIPIENT NAME:

ST. JOSEPH'S PEACE MISSION

ADDRESS:

1328 WEST THIRD STREET  
OWENSBORO, KY 42301

RELATIONSHIP:

NONE

PURPOSE OF GRANT:

GENERAL CHARITABLE PURPOSES

FOUNDATION STATUS OF RECIPIENT:

PC

AMOUNT OF GRANT PAID ..... 5,000.

=====

RECIPIENT NAME:

AMERICAN RED CROSS, BIG RIVERS

ADDRESS:

1650 WEST 2ND ST STE 220/PBX 21746  
OWENSBORO, KY 42304-1746

RELATIONSHIP:

NONE

PURPOSE OF GRANT:

GENERAL CHARITABLE PURPOSES

FOUNDATION STATUS OF RECIPIENT:

PC

AMOUNT OF GRANT PAID ..... 5,000.

RECIPIENT NAME:

BRESCIA UNIVERSITY

ADDRESS:

717 FREDERICA STREET  
OWENSBORO, KY 42301-3023

RELATIONSHIP:

NONE

PURPOSE OF GRANT:

DESIGNATED SCHOLARSHIP FUND

FOUNDATION STATUS OF RECIPIENT:

PC

AMOUNT OF GRANT PAID ..... 10,000.

RECIPIENT NAME:

KENTUCKY WESLEYAN COLLEGE

ADDRESS:

3000 FREDERICA ST / PO BOX 1039  
OWENSBORO, KY 42302-1039

RELATIONSHIP:

NONE

PURPOSE OF GRANT:

DESIGNATED FOR FIELD SCHOLARSHIP FUND

FOUNDATION STATUS OF RECIPIENT:

PC

AMOUNT OF GRANT PAID ..... 10,000.

RECIPIENT NAME:

OWENSBORO CATHOLIC HIGH SCHOOL

ADDRESS:

1524 WEST PARRISH AVE

OWENSBORO, KY 42301

RELATIONSHIP:

NONE

PURPOSE OF GRANT:

GENERAL CHARITABLE PURPOSES

FOUNDATION STATUS OF RECIPIENT:

PC

AMOUNT OF GRANT PAID ..... 15,000.

RECIPIENT NAME:

WASHINGTON UNIVERSITY (ST. LOUIS)

ADDRESS:

7425 FORSYTH BLVD

ST. LOUIS, MO 63105

RELATIONSHIP:

NONE

PURPOSE OF GRANT:

DESIGNATED FOR NANCY WILSON ARTS SCHLSHP

FOUNDATION STATUS OF RECIPIENT:

PC

AMOUNT OF GRANT PAID ..... 10,000.

RECIPIENT NAME:

CLIFF HAGAN BOYS & GIRLS CLUB

ADDRESS:

3415 BUCKLAND SQUARE

OWENSBORO, KY 42301

RELATIONSHIP:

NONE

PURPOSE OF GRANT:

GENERAL CHARITABLE PURPOSES

FOUNDATION STATUS OF RECIPIENT:

PC

AMOUNT OF GRANT PAID ..... 5,000.

RECIPIENT NAME:  
ELIZABETH MUNDY SENIOR CENTER

ADDRESS:  
1650 WEST 2ND STREET  
OWENSBORO, KY 42301

RELATIONSHIP:  
NONE

PURPOSE OF GRANT:  
GENERAL CHARITABLE PURPOSES

FOUNDATION STATUS OF RECIPIENT:  
PC

AMOUNT OF GRANT PAID ..... 5,000.

RECIPIENT NAME:  
ST. VINCENT DEPAUL STORE

ADDRESS:  
2885 WEST PARRISH AVE  
OWENSBORO, KY 42301

RELATIONSHIP:  
NONE

PURPOSE OF GRANT:  
GENERAL CHARITABLE PURPOSES

FOUNDATION STATUS OF RECIPIENT:  
PC

AMOUNT OF GRANT PAID ..... 3,000.

RECIPIENT NAME:  
NEW BEGINNINGS

ADDRESS:  
PO BOX 903  
OWENSBORO, KY 42302-0903

RELATIONSHIP:  
NONE

PURPOSE OF GRANT:  
GENERAL CHARITABLE PURPOSES

FOUNDATION STATUS OF RECIPIENT:  
PC

AMOUNT OF GRANT PAID ..... 3,000.

=====

RECIPIENT NAME:

OWENSBORO HUMANE SOCIETY

ADDRESS:

3101 WEST 2ND STREET

OWENSBORO, KY 42301

RELATIONSHIP:

NONE

PURPOSE OF GRANT:

GENERAL CHARITABLE PURPOSES

FOUNDATION STATUS OF RECIPIENT:

PC

AMOUNT OF GRANT PAID ..... 2,000.

RECIPIENT NAME:

GOVERNOR'S SCHOOL FOR THE ARTS

C/O THE KENTUCKY CENTER

ADDRESS:

501 WEST MAIN STREET

LOUISVILLE, KY 40202-2989

RELATIONSHIP:

NONE

PURPOSE OF GRANT:

GENERAL CHARITABLE PURPOSES

FOUNDATION STATUS OF RECIPIENT:

SO-III FI

AMOUNT OF GRANT PAID ..... 5,000.

RECIPIENT NAME:

KET

ADDRESS:

560 COOPER DRIVE

LEXINGTON, KY 40502-2200

RELATIONSHIP:

NONE

PURPOSE OF GRANT:

GENERAL CHARITABLE PURPOSES

FOUNDATION STATUS OF RECIPIENT:

PC

AMOUNT OF GRANT PAID ..... 2,000.

=====

RECIPIENT NAME:

ST. MEINRAD ARCHABBEY

ADDRESS:

200 HILL DRIVE

ST. MEINRAD, IN 47577

RELATIONSHIP:

NONE

PURPOSE OF GRANT:

GENERAL CHARITABLE PURPOSES

FOUNDATION STATUS OF RECIPIENT:

PC

AMOUNT OF GRANT PAID ..... 1,500.

RECIPIENT NAME:

Hospice of Western Kentucky

ADDRESS:

3419 WATHENS CROSSING

Owensboro, KY 42301

RELATIONSHIP:

NONE

PURPOSE OF GRANT:

GENERAL CHARITABLE PURPOSES

FOUNDATION STATUS OF RECIPIENT:

PC

AMOUNT OF GRANT PAID ..... 3,500.

RECIPIENT NAME:

Help Inc.

ADDRESS:

1315 W 4TH STREET

Owensboro, KY 42301

RELATIONSHIP:

NONE

PURPOSE OF GRANT:

GENERAL CHARITABLE PURPOSES

FOUNDATION STATUS OF RECIPIENT:

PC

AMOUNT OF GRANT PAID ..... 4,000.

=====

RECIPIENT NAME:

Riverpark Center

ADDRESS:

101 DAVIESS STREET  
Owensboro, KY 42302

RELATIONSHIP:

NONE

PURPOSE OF GRANT:

ARTS TEACHES KIDS PROGRAM

FOUNDATION STATUS OF RECIPIENT:

PC

AMOUNT OF GRANT PAID ..... 15,000.

RECIPIENT NAME:

H. L. Neblett Community Center, Inc

ADDRESS:

801 WEST FIFTH STREET  
Owensboro, KY 42302

RELATIONSHIP:

NONE

PURPOSE OF GRANT:

GENERAL CHARITABLE PURPOSES

FOUNDATION STATUS OF RECIPIENT:

PC

AMOUNT OF GRANT PAID ..... 5,000.

RECIPIENT NAME:

Owensboro Family YMCA

ADDRESS:

900 KENTUCKY PARKWAY  
Owensboro, KY 42301

RELATIONSHIP:

NONE

PURPOSE OF GRANT:

GENERAL CHARITABLE PURPOSES

FOUNDATION STATUS OF RECIPIENT:

PC

AMOUNT OF GRANT PAID ..... 5,000.

=====

RECIPIENT NAME:

GOODFELLOWS CLUB OF OWENSBORO

ADDRESS:

401 FEDERICA STREET B203

OWENSBORO, KY 42301

RELATIONSHIP:

NONE

PURPOSE OF GRANT:

GENERAL CHARITABLE PURPOSES

FOUNDATION STATUS OF RECIPIENT:

PC

AMOUNT OF GRANT PAID ..... 1,000.

RECIPIENT NAME:

CASA OF OHIO VALLEY, INC

ADDRESS:

415 ST. ANN STREET

OWENSBORO, KY 42303

RELATIONSHIP:

NONE

PURPOSE OF GRANT:

GENERAL CHARITABLE PURPOSES

FOUNDATION STATUS OF RECIPIENT:

PC

AMOUNT OF GRANT PAID ..... 5,000.

RECIPIENT NAME:

WKU STUDENT LIFE FOUNDATION

ADDRESS:

1906 COLLEGE HEIGHTS BLVD. #21016

Bowling Green, KY 42101-3576

RELATIONSHIP:

NONE

PURPOSE OF GRANT:

GENERAL CHARITABLE PURPOSES

FOUNDATION STATUS OF RECIPIENT:

SO-II

AMOUNT OF GRANT PAID ..... 2,000.

TOTAL GRANTS PAID:

193,153.

=====

FEDERAL FOOTNOTES

=====

TAXPAYER HEREBY ELECTS TO AMORTIZE BOND PREMIUM PURSUANT TO IRC SEC.  
171(C) AND TREASURY REGULATION 1.171-4(A)

# ACCOUNT STATEMENT

PAGE 2


ACCOUNT NUMBER 1049000444

DECEMBER 31, 2015 TO DECEMBER 31, 2015

## ASSET DETAIL

DESCRIPTION		MARKET VALUE/ TAX COST	MARKET PRICE/ COST PRICE	ESTIMATED ANNUAL INCOME	CURRENT YIELD
<b>CASH AND EQUIVALENTS</b>					
<b>MONEY MARKET FUNDS</b>					
SYB MONEY MARKET FUND		179,561.81	1.00	341.17	0.19
		179,561.81	1.00		
<b>TOTAL MONEY MARKET FUNDS</b>	<b>SUB-TOTAL</b>	179,561.81		341.17	0.19
		179,561.81			
<b>TOTAL CASH AND EQUIVALENTS</b>		179,561.81		341.17	0.19
		179,561.81			

## EQUITY DIVERSIFICATION SUMMARY



SECURITY TYPE	MARKET VALUE	PERCENT
COMMON STOCK	974,995.79	59.2%
MUTUAL FUNDS - EQUITY	670,648.32	40.8%
<b>Total</b>	<b>1,645,644.11</b>	<b>100.0%</b>

DESCRIPTION	TICKER	SHARES	MARKET VALUE/ TAX COST	MARKET PRICE/ COST PRICE	ESTIMATED ANNUAL INCOME	CURRENT YIELD
<b>EQUITIES</b>						
<b>COMMON STOCK</b>						
<b>ENERGY</b>						
CHEVRON CORP	CVX	205,000	18,441.80 16,639.85	89.96 81.17	877.40	4.76
EOG RESOURCES INC	EOG	320,000	22,652.80 24,547.34	70.79 76.71	214.40	0.95
SCHLUMBERGER LTD	SLB	235,000	16,391.25 6,778.57	69.75 28.84	470.00	2.87
<b>TOTAL ENERGY</b>		<b>SUB-TOTAL</b>	57,485.85 47,965.76		1,561.80	2.72
<b>BASIC MATERIALS</b>						
PRAXAIR INC	PX	211,000	21,606.40 6,271.71	102.40 29.72	603.46	2.79
<b>TOTAL BASIC MATERIALS</b>		<b>SUB-TOTAL</b>	21,606.40 6,271.71		603.46	2.79

# ACCOUNT STATEMENT

PAGE 3

ACCOUNT NUMBER 1049000444

DECEMBER 31, 2015 TO DECEMBER 31, 2015

## ASSET DETAIL ( CONTINUED )

DESCRIPTION	TICKER	SHARES	MARKET VALUE/ TAX COST	MARKET PRICE/ COST PRICE	ESTIMATED ANNUAL INCOME	CURRENT YIELD
<b>INDUSTRIALS</b>						
BOEING CO CO	BA	150 000	21,688 50 20,570 24	144 59 137 13	654 00	3 02
DANAHER CORPORATION	DHR	290 000	26,935 20 24,684 98	92 88 85 12	156 60	0 58
<b>TOTAL INDUSTRIALS</b>		<b>SUB-TOTAL</b>	<b>48,623 70 45,255 22</b>		<b>810.60</b>	<b>1 67</b>
<b>CONSUMER DISCRETIONARY</b>						
WALT DISNEY CO	DIS	250 000	26,270 00 26,268 85	105 08 105 08	355 00	1 35
HOME DEPOT INC	HD	230 000	30,417 50 25,210 37	132 25 109 61	542 80	1 78
NIKE INC	NKE	500 000	31,250 00 10,592 28	62 50 21 18	320 00	1 02
POLARIS INDUSTRIES INC	PII	149 000	12,806 55 20,571 62	85 95 138 06	315 88	2 47
STARBUCKS CORP	SBUX	407 000	24,432 21 11,731 94	60 03 28 83	325 60	1 33
<b>TOTAL CONSUMER DISCRETIONARY</b>		<b>SUB-TOTAL</b>	<b>125,176.26 94,375 06</b>		<b>1,859.28</b>	<b>1.49</b>
<b>CONSUMER STAPLES</b>						
BROWN FORMAN CORP B	BF B	260 000	25,812 80 23,817 30	99 28 91 61	353 60	1 37
KROGER CO	KR	716 000	29,950 28 12,534 65	41 83 17 51	300 72	1 00
PROCTER & GAMBLE CO	PG	180 000	14,293 80 14,617 82	79 41 81 21	477 36	3 34
J M SMUCKER COMPANY	SJM	270 000	33,301 80 18,436 19	123 34 68 28	723 60	2 17
<b>TOTAL CONSUMER STAPLES</b>		<b>SUB-TOTAL</b>	<b>103,358.68 69,405 96</b>		<b>1,855.28</b>	<b>1.79</b>
<b>FINANCIALS</b>						
BLACKROCK INC	BLK	95 000	32,349 40 15,147 10	340 52 159 44	828 40	2 56
INTERCONTINENTAL EXCHANGE GROUP	ICE	110 000	28,188 60 25,808 32	256 26 234 62	330 00	1 17
J P MORGAN CHASE & CO	JPM	300 000	19,809 00 18,538 80	66 03 61 80	528 00	2 67
METLIFE INC	MET	339 000	16,343 19 18,320 27	48 21 54 04	508 50	3 11

# ACCOUNT STATEMENT

PAGE 4

ACCOUNT NUMBER 1049000444

DECEMBER 31, 2015 TO DECEMBER 31, 2015

## ASSET DETAIL ( CONTINUED )

DESCRIPTION	TICKER	SHARES	MARKET VALUE/ TAX COST	MARKET PRICE/ COST PRICE	ESTIMATED ANNUAL INCOME	CURRENT YIELD
<b>FINANCIALS</b>						
US BANCORP	USB	553 000	23,596 51 20,595 10	42 67 37 24	564 06	2 39
VENTAS INC	VTR	318 000	17,944 74 15,625 38	56 43 49 14	928 56	5 17
<b>TOTAL FINANCIALS</b>		<b>SUB-TOTAL</b>	<b>138,231 44 114,034 97</b>		<b>3,687 52</b>	<b>2 67</b>
<b>TECHNOLOGY</b>						
ALPHABET INC CL A	GOOGL	52 000	40,456 52 22,063 11	778 01 424 29		
APPLE INC	AAPL	525 000	55,261 50 29,171 60	105 26 55 56	1,092 00	1 98
FACTSET RESEARCH SYSTEMS INC	FDS	207 000	33,651 99 22,580 64	162 57 109 09	364 32	1 08
PAYCHEX INC	PAYX	677 000	35,806 53 27,638 12	52 89 40 82	1,137 36	3 18
VISA INC Y	V	524 000	40,636 20 15,269 57	77 55 29 14	293 44	0 72
ACCENTURE PLC CL A	ACN	145 000	15,152 50 15,317 11	104 50 105 64	319 00	2 11
CHECK POINT SOFTWARE TECHNOLOGIES	CHKP	175 000	14,241 50 14,174 20	81 38 81 00		
NXP SEMICONDUCTORS NV	NXPI	195 000	16,428 75 17,773 88	84 25 91 15		
<b>TOTAL TECHNOLOGY</b>		<b>SUB-TOTAL</b>	<b>251,635 49 163,988 23</b>		<b>3,206 12</b>	<b>1 27</b>
<b>HEALTHCARE</b>						
AMGEN INC	AMGN	95 000	15,421 35 15,657 66	162 33 164 82	380 00	2 46
CELOGENE CORP	CELG	263 000	31,496 88 9,633 52	119 76 36 63		
EXPRESS SCRIPTS HOLDING COMPANY	ESRX	255 000	22,289 55 17,851 45	87 41 70 01		
GILEAD SCIENCES INC	GILD	285 000	28,839 15 23,106 80	101 19 81 08	490 20	1 70
MCKESSON CORP	MCK	80 000	15,778 40 14,488 30	197 23 181 10	89 60	0 57
NOVO NORDISK A/S SPONS ADR	NVO	705 000	40,946 40 26,125 53	58 08 37 06	375 77	0 92
ZIMMER BIOMET HOLDINGS INC	ZBH	205 000	21,030 95 24,049 17	102 59 117 31	180 40	0 86
<b>TOTAL HEALTHCARE</b>		<b>SUB-TOTAL</b>	<b>175,802 68 130,912 43</b>		<b>1,515 97</b>	<b>0 86</b>

# ACCOUNT STATEMENT

PAGE 5

ACCOUNT NUMBER 1049000444

DECEMBER 31, 2015 TO DECEMBER 31, 2015

## ASSET DETAIL ( CONTINUED )

DESCRIPTION	TICKER	SHARES	MARKET VALUE/ TAX COST	MARKET PRICE/ COST PRICE	ESTIMATED ANNUAL INCOME	CURRENT YIELD
<b>TELECOMMUNICATIONS</b>						
AT&T INC	T	544 000	18,719 04 15,868 43	34 41 29 17	1,044 48	5 58
<b>TOTAL TELECOMMUNICATIONS</b>		<b>SUB-TOTAL</b>	<b>18,719.04</b> <b>15,868.43</b>		<b>1,044.48</b>	<b>5.58</b>
<b>UTILITIES</b>						
AMERICAN WATER WORKS CO INC	AWK	575 000	34,356 25 27,220 33	59 75 47.34	782 00	2 28
<b>TOTAL UTILITIES</b>		<b>SUB-TOTAL</b>	<b>34,356.25</b> <b>27,220.33</b>		<b>782.00</b>	<b>2.28</b>
<b>TOTAL COMMON STOCK</b>		<b>SUB-TOTAL</b>	<b>974,995.79</b> <b>715,298.10</b>		<b>16,926.51</b>	<b>1.74</b>
<b>MUTUAL FUNDS - EQUITY</b>						
<b>MF EQUITY - LARGE CAP BLEND</b>						
J P MORGAN DISCIPLINED EQUITY FUND	IDEAX	3,469 991	75,368 20 82,863 84	21 72 23 88	704 41	0 93
<b>TOTAL MF EQUITY - LARGE CAP BLEND</b>		<b>SUB-TOTAL</b>	<b>75,368.20</b> <b>82,863.84</b>		<b>704.41</b>	<b>0.93</b>
<b>MF EQUITY - MID CAP BLEND</b>						
J P MORGAN MID CAP EQUITY FUND	JCMAX	1,194 362	50,521 51 50,844 00	42 30 42 57	34 64	0 07
<b>TOTAL MF EQUITY - MID CAP BLEND</b>		<b>SUB-TOTAL</b>	<b>50,521.51</b> <b>50,844.00</b>		<b>34.64</b>	<b>0.07</b>
<b>MF EQUITY - MID CAP VALUE</b>						
ASTON /FAIRPOINTE MID CAP FUND	CHTTX	2,096 575	71,975 42 72,038 31	34 33 34 36	94 35	0 13
<b>TOTAL MF EQUITY - MID CAP VALUE</b>		<b>SUB-TOTAL</b>	<b>71,975.42</b> <b>72,038.31</b>		<b>94.35</b>	<b>0.13</b>
<b>MF EQUITY - SMALL CAP VALUE</b>						
INVESCO SMALL CAP VALUE FUND	VSCAX	5,817 472	93,777 65 102,104 44	16 12 17 55	23 27	0 02
<b>TOTAL MF EQUITY - SMALL CAP VALUE</b>		<b>SUB-TOTAL</b>	<b>93,777.65</b> <b>102,104.44</b>		<b>23.27</b>	<b>0.02</b>
<b>MF INTERNATIONAL - GROWTH</b>						
HARBOR INTERNATIONAL FUND	HIINX	1,845 055	108,729 09 103,580 06	58 93 56 14	1,433 61	1 32
HENDERSON INTERNATIONAL OPPORTUNITIES FUND	HFOAX	4,363 127	115,404 71 85,576 54	26 45 19 61	1,557.64	1 35
<b>TOTAL MF INTERNATIONAL - GROWTH</b>		<b>SUB-TOTAL</b>	<b>224,133.80</b> <b>189,156.60</b>		<b>2,991.25</b>	<b>1.33</b>

# ACCOUNT STATEMENT

PAGE 6

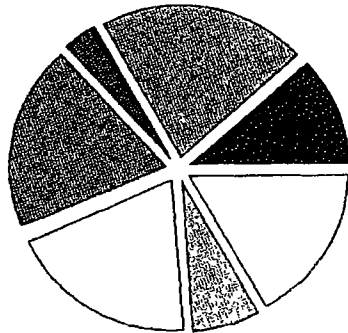
ACCOUNT NUMBER 1049000444

DECEMBER 31, 2015 TO DECEMBER 31, 2015

## ASSET DETAIL ( CONTINUED )

DESCRIPTION	TICKER	SHARES	MARKET VALUE/ TAX COST	MARKET PRICE/ COST PRICE	ESTIMATED ANNUAL INCOME	CURRENT YIELD
<b>MF INTERNATIONAL - EMERGING MKTS</b>						
OPPENHEIMER DEVELOPING MARKETS	ODMAX	2,473.380	75,190.75 78,265.46	30.40 31.64	319.07	0.42
<b>TOTAL MF INTERNATIONAL - EMERGING MKTS</b>			<b>SUB-TOTAL</b>		<b>319.07</b>	<b>0.42</b>
			<b>TOTAL</b>			
<b>MF INTERNATIONAL - SMALL CAP</b>						
OPPENHEIMER INTERNATIONAL SMALL MID COMPANY FUND	OSMAX	2,139.087	79,680.99 77,670.25	37.25 36.31	53.48	0.07
<b>TOTAL MF INTERNATIONAL - SMALL CAP</b>			<b>SUB-TOTAL</b>		<b>53.48</b>	<b>0.07</b>
			<b>TOTAL</b>			
<b>TOTAL MUTUAL FUNDS - EQUITY</b>			<b>SUB-TOTAL</b>		<b>4,220.47</b>	<b>0.63</b>
			<b>TOTAL</b>			
<b>TOTAL EQUITIES</b>			<b>1,645,644.11</b>		<b>21,146.98</b>	<b>1.29</b>
			<b>1,368,241.00</b>			

## BOND QUALITY SUMMARY



### MOODY'S QUALITY RATING    MARKET VALUE    PERCENT

Aaa	163,461.86	11.7%
Aa1	300,942.00	21.5%
Aa3	50,007.00	3.6%
A1	277,774.00	19.8%
A2	273,038.00	19.5%
Baa1	96,767.00	6.9%
NOT RATED	238,418.75	17.0%
<b>Total</b>	<b>1,400,408.61</b>	<b>100.0%</b>

# ACCOUNT STATEMENT

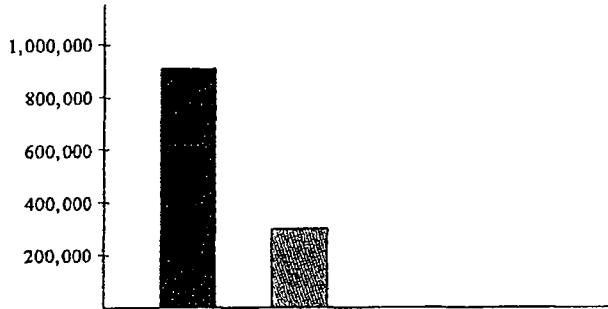
PAGE 7

ACCOUNT NUMBER 1049000444

DECEMBER 31, 2015 TO DECEMBER 31, 2015

## ASSET DETAIL ( CONTINUED )

### BOND MATURITY SUMMARY



YEARS TO MATURITY    PAR VALUE    PERCENT

LESS THAN 5 YEARS	911,342.52	75.0%
5-10 YEARS	300,000.00	24.7%
10-15 YEARS	1,971.25	0.2%
15+ YEARS	1,091.19	0.1%
<b>Total</b>	<b>1,214,404.95</b>	<b>100.0%</b>

AVERAGE TIME TO MATURITY: 4.4 YEARS

CURRENT YIELD: 2.19%

DESCRIPTION	RATING	PAR VALUE	MARKET VALUE/ TAX COST	MARKET PRICE/ COST PRICE	ESTIMATED ANNUAL INCOME	YIELD CURRENT/ MATURITY
<b>FIXED INCOME</b>						
<b>GOVERNMENT BONDS</b>						
FEDERAL HOME LOAN BANK DTD 12/05/2013 2.875% 12/10/2021	Aaa	75,000.000	78,014.25 77,149.22	104.02 102.87	2,156.25	2.76 1.68
FEDERAL NATIONAL MORTGAGE ASSN SERIES 2004-27 CLASS HB DTD 04/01/2004 4% 05/25/2019		30,047.701	30,996.37 32,301.25	103.16 107.50	1,201.91	3.88 1.27
FEDERAL HOME LOAN MORTGAGE CORP DTD 01/01/2004 4% 01/15/2019		6,155.702	6,307.34 6,505.78	102.46 105.69	246.23	3.90 1.62
UNITED STATES TREASURY NOTE INFLATION INDEX DTD 07/15/2008 1.375% 07/15/2018	Aaa	55,148.000	57,094.72 54,268.50	103.53 98.41	758.29	1.33
UNITED STATES TREASURY NOTE INFLATION INDEX DTD 07/15/2010 07/15/2020	Aaa	27,264.750	28,352.89 27,835.00	103.99 102.09	340.81	1.20
<b>TOTAL GOVERNMENT BONDS</b>		<b>SUB-TOTAL</b>	<b>200,765.57 198,059.75</b>		<b>4,703.49</b>	<b>2.34</b>
<b>CORPORATE BONDS</b>						
AMERICAN EXPRESS CREDIT CO DTD 07/29/2013 1.3% 07/29/2016	A2	50,000.000	50,091.50 50,223.78	100.18 100.45	650.00	1.30 0.86
ANHEUSER BUSCH INBEV WORLDWIDE DTD 07/16/2012 2.5% 07/15/2022	A2	75,000.000	72,156.00 74,427.29	96.21 99.24	1,875.00	2.60 2.69
CATERPILLAR FIN SERV CORP DTD 08/20/2014 2.75% 08/20/2021	A2	25,000.000	24,860.75 25,107.07	99.44 100.43	687.50	2.77 2.38
CISCO SYSTEMS INC DTD 06/17/2015 3% 06/15/2022	A1	75,000.000	76,278.00 75,749.12	101.70 101.00	2,250.00	2.95 2.28

# ACCOUNT STATEMENT

PAGE 8

ACCOUNT NUMBER 1049000444

DECEMBER 31, 2015 TO DECEMBER 31, 2015

## ASSET DETAIL ( CONTINUED )

DESCRIPTION	RATING	PAR VALUE	MARKET VALUE/ TAX COST	MARKET PRICE/ COST PRICE	ESTIMATED ANNUAL INCOME	YIELD CURRENT/ MATURITY
<b>CORPORATE BONDS</b>						
MERCK & CO INC DTD 09/13/2012 1 1% 01/31/2018	A1	100,000 000	99,448 00 100,436 58	99 45 100 44	1,100 00	1 11 1 08
ORACLE CORP DTD 07/08/2014 2 25% 10/08/2019	A1	50,000 000	50,522 00 51,125 00	101 04 102 25	1,125 00	2 23 1 54
PEPSICO INC DTD 08/29/2011 3% 08/25/2021	A1	50,000 000	51,526 00 50,483 32	103 05 100 97	1,500 00	2 91 2 05
TARGET CORP DTD 06/26/2014 2.3% 06/26/2019	A2	75,000 000	75,869 25 75,325 47	101 16 100 43	1,725 00	2 27 1 46
TEVA PHARMA FIN IV LLC DTD 12/18/2012 2 25% 03/18/2020	Baa1	100,000 000	96,767 00 98,435 25	96 77 98 44	2,250 00	2 33 2 58
3M CO DTD 08/07/2015 2% 08/07/2020	Aa3	50,000 000	50,007 00 50,348 50	100 01 100 70	1,000 00	2 00 1 52
WELLS FARGO & CO DTD 04/22/2014 2 125% 04/22/2019	A2	50,000 000	50,060 50 50,600 00	100 12 101 20	1,062 50	2 12 1 87
<b>TOTAL CORPORATE BONDS</b>		<b>SUB- TOTAL</b>	697,586.00 702,261.38		15,225 00	2 18
<b>TAXABLE MUNICIPAL BONDS</b>						
TENNESSEE ST SCH BOND AUTH TXBL - HIGHER EDUC TNL FACS - SER B 1 425% 05/01/2017-2016	Aa1	300,000 000	300,942 00 300,000 00	100 31 100 00	4,275 00	1.42 0 79
<b>TOTAL TAXABLE MUNICIPAL BONDS</b>		<b>SUB- TOTAL</b>	300,942.00 300,000.00		4,275.00	1 42
<b>MUTUAL FUNDS</b>						
BAIRD CORE PLUS BOND FUND		6,550 218	73,755 45 75,000 00	11 26 11 45	1,834 06	2 49
DOUBLELINE TOTAL RETURN BOND FUND		6,594 211	71,085 59 75,174 00	10 78 11 40	2,776 16	3 91
TEMPLETON GLOBAL BOND FUND A		4,581 934	53,058 80 62,680 86	11 58 13 68	1,649 50	3 11
<b>TOTAL MUTUAL FUNDS</b>		<b>SUB- TOTAL</b>	197,899 84 212,854 86		6,259 72	3.16
<b>MORTGAGE BACKED SECURITIES</b>						
GNMA POOL 540876 DTD 11/01/2000 7% 11/15/2030		1,971 245	2,000 93 2,020 36	101 51 102 49	137 99	6 90 2 22
GNMA POOL 551902 DTD 12/01/2001 5 5% 12/15/2031		1,091 188	1,214 27 1,088 65	111 28 99 77	60 02	4 94 3 50
<b>TOTAL MORTGAGE BACKED SECURITIES</b>		<b>SUB- TOTAL</b>	3,215.20 3,109 01		198 01	6.16
<b>TOTAL FIXED INCOME</b>			1,400,408.61 1,416,285 00		30,661 22	2.19
<b>TOTAL PRINCIPAL ASSETS</b>			3,225,614.53 2,964,087.81		52,149 37	1 62

# ACCOUNT STATEMENT

PAGE 9

ACCOUNT NUMBER 1049000444

DECEMBER 31, 2015 TO DECEMBER 31, 2015

## ASSET DETAIL - INCOME ASSETS

DESCRIPTION	MARKET VALUE/ TAX COST	MARKET PRICE/ COST PRICE	ESTIMATED ANNUAL INCOME	CURRENT YIELD
<b>CASH AND EQUIVALENTS</b>				
<b>MONEY MARKET FUNDS</b>				
SYB MONEY MARKET FUND	28,245.22 28,245.22	1.00 1.00	53.67	0.19
<b>TOTAL MONEY MARKET FUNDS</b>	<b>28,245.22</b>		<b>53.67</b>	<b>0.19</b>
	<b>SUB-TOTAL</b>			
	28,245.22			
<b>TOTAL CASH AND EQUIVALENTS</b>	28,245.22 28,245.22		53.67	0.19
<b>TOTAL INCOME ASSETS</b>	28,245.22 28,245.22		53.67	0.19

# ACCOUNT STATEMENT

PAGE 2

ACCOUNT NUMBER 1049000453

DECEMBER 01, 2015 TO DECEMBER 31, 2015

## ASSET DETAIL

DESCRIPTION	MARKET VALUE/ TAX COST	MARKET PRICE/ COST PRICE	ESTIMATED ANNUAL INCOME	CURRENT YIELD
<b>CASH AND EQUIVALENTS</b>				
<b>MONEY MARKET FUNDS</b>				
SYB MONEY MARKET FUND	30,990.66	1.00	9.02	0.03
	30,990.66	1.00		
<b>TOTAL MONEY MARKET FUNDS</b>	<b>SUB-TOTAL</b>		<b>9.02</b>	<b>0.03</b>
	30,990.66			
<b>TOTAL CASH AND EQUIVALENTS</b>			<b>9.02</b>	<b>0.03</b>
	30,990.66			

DESCRIPTION	TICKER	SHARES	MARKET VALUE/ TAX COST	MARKET PRICE/ COST PRICE	ESTIMATED ANNUAL INCOME	CURRENT YIELD
<b>EQUITIES</b>						
<b>MUTUAL FUNDS - EQUITY</b>						
<b>MF EQUITY - LARGE CAP BLEND</b>						
J P MORGAN DISCIPLINED EQUITY FUND	JDEAX	5,504.851	119,565.36	21.72	1,117.48	0.93
			131,592.25	23.90		
<b>TOTAL MF EQUITY - LARGE CAP BLEND</b>		<b>SUB-TOTAL</b>	<b>119,565.36</b>		<b>1,117.48</b>	<b>0.93</b>
			131,592.25			
<b>MF EQUITY - LARGE CAP GROWTH</b>						
MFS GROWTH FUND	MFE GX	1,779.337	125,140.77	70.33		
			96,333.30	54.14		
<b>TOTAL MF EQUITY - LARGE CAP GROWTH</b>		<b>SUB-TOTAL</b>	<b>125,140.77</b>		<b>0.00</b>	<b>0.00</b>
			96,333.30			
<b>MF EQUITY - MID CAP BLEND</b>						
J P MORGAN MID CAP EQUITY FUND	JCMAX	501.900	21,230.37	42.30	14.56	0.07
			21,995.10	43.82		
<b>TOTAL MF EQUITY - MID CAP BLEND</b>		<b>SUB-TOTAL</b>	<b>21,230.37</b>		<b>14.56</b>	<b>0.07</b>
			21,995.10			
<b>MF EQUITY - MID CAP VALUE</b>						
ASTON /FAIRPOINTE MID CAP FUND	CHTTX	613.618	21,065.51	34.33	27.61	0.13
			21,083.91	34.36		
<b>TOTAL MF EQUITY - MID CAP VALUE</b>		<b>SUB-TOTAL</b>	<b>21,065.51</b>		<b>27.61</b>	<b>0.13</b>
			21,083.91			
<b>MF EQUITY - SMALL CAP GROWTH</b>						
VOYA SMALL CAP OPPORTUNITIES FUND	NSPAX	415.146	20,645.21	49.73		
			22,660.43	54.58		
<b>TOTAL MF EQUITY - SMALL CAP GROWTH</b>		<b>SUB-TOTAL</b>	<b>20,645.21</b>		<b>0.00</b>	<b>0.00</b>
			22,660.43			
<b>MF EQUITY - SMALL CAP VALUE</b>						
INVESCO SMALL CAP VALUE FUND	VSCAX	1,100.886	17,746.28	16.12	4.40	0.02
			16,708.25	15.18		
<b>TOTAL MF EQUITY - SMALL CAP VALUE</b>		<b>SUB-TOTAL</b>	<b>17,746.28</b>		<b>4.40</b>	<b>0.02</b>
			16,708.25			

# ACCOUNT STATEMENT

PAGE 3


ACCOUNT NUMBER 1049000453

DECEMBER 01, 2015 TO DECEMBER 31, 2015

## ASSET DETAIL ( CONTINUED )

DESCRIPTION	TICKER	SHARES	MARKET VALUE/ TAX COST	MARKET PRICE/ COST PRICE	ESTIMATED ANNUAL INCOME	CURRENT YIELD
<b>MF INTERNATIONAL - GROWTH</b>						
HARBOR INTERNATIONAL FUND	HIINX	536 293	31,603 75 31,242 24	58 93 58 26	416 70	1 32
HENDERSON INTERNATIONAL OPPORTUNITIES FUND	HFOAX	1,267 584	33,527 60 26,434 61	26 45 20 85	452 53	1 35
<b>TOTAL MF INTERNATIONAL - GROWTH</b>		<b>SUB- TOTAL</b>	<b>65,131.35 57,676.85</b>		<b>869.23</b>	<b>1.33</b>
<b>MF INTERNATIONAL - EMERGING MKTS</b>						
OPPENHEIMER DEVELOPING MARKETS	ODMAX	650 067	19,762 04 21,229 59	30 40 32 66	83 86	0 42
<b>TOTAL MF INTERNATIONAL - EMERGING MKTS</b>		<b>SUB- TOTAL</b>	<b>19,762.04 21,229.59</b>		<b>83.86</b>	<b>0.42</b>
<b>MF INTERNATIONAL - SMALL CAP</b>						
OPPENHEIMER INTERNATIONAL SMALL MID COMPANY FUND	OSMAX	561 863	20,929 40 20,420 38	37 25 36 34	14 05	0 07
<b>TOTAL MF INTERNATIONAL - SMALL CAP</b>		<b>SUB- TOTAL</b>	<b>20,929.40 20,420.38</b>		<b>14.05</b>	<b>0.07</b>
<b>TOTAL MUTUAL FUNDS - EQUITY</b>		<b>SUB- TOTAL</b>	<b>431,216.29 409,700.06</b>		<b>2,131.19</b>	<b>0.49</b>
<b>TOTAL EQUITIES</b>			<b>431,216.29 409,700.06</b>		<b>2,131.19</b>	<b>0.49</b>

## BOND QUALITY SUMMARY



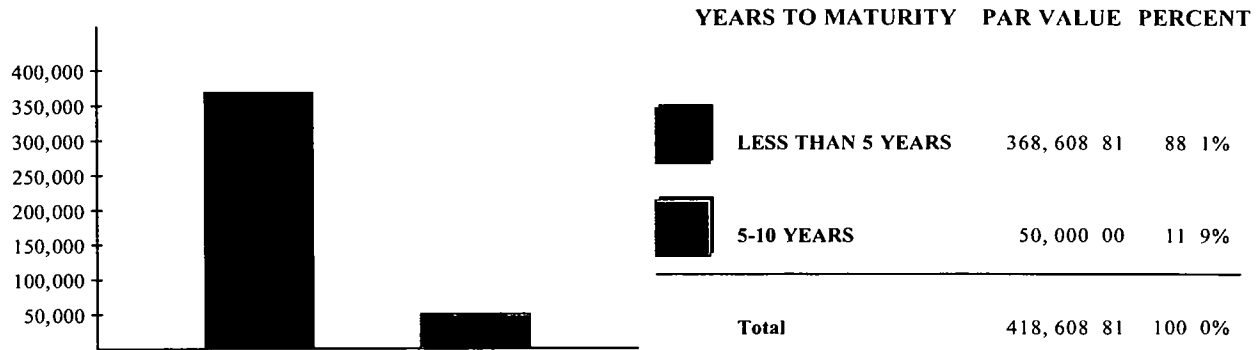
# ACCOUNT STATEMENT

ACCOUNT NUMBER **1049000453**

DECEMBER 01, 2015 TO DECEMBER 31, 2015

## ASSET DETAIL ( CONTINUED )

### BOND MATURITY SUMMARY



**AVERAGE TIME TO MATURITY: 2.6 YEARS**

**CURRENT YIELD: 1.81%**

DESCRIPTION	RATING	PAR VALUE	MARKET VALUE/ TAX COST	MARKET PRICE/ COST PRICE	ESTIMATED ANNUAL INCOME	YIELD CURRENT/ MATURITY
<b>FIXED INCOME</b>						
<b>GOVERNMENT BONDS</b>						
FEDERAL NATIONAL MORTGAGE ASSN SERIES 2004-27 CLASS HB DTD 04/01/2004 4% 05/25/2019		15,023.843	15,498.18 16,150.61	103.16 107.50	600.95	3.88 1.31
UNITED STATES TREASURY NOTE INFLATION INDEX DTD 07/15/2008 1.375% 07/15/2018	Aaa	27,574.000	28,547.36 1,444.25	103.53 5.24	379.14	1.33
<b>TOTAL GOVERNMENT BONDS</b>		<b>SUB-TOTAL</b>	<b>44,045.54</b> <b>17,594.86</b>		<b>980.09</b>	<b>2.23</b>
<b>CORPORATE BONDS</b>						
AT&T INC DTD 03/10/2014 2.3% 03/11/2019	Baa1	25,000.000	24,988.00 25,091.54	99.95 100.37	575.00	2.30 2.32
PEPSICO INC DTD 08/29/2011 3% 08/25/2021	A1	25,000.000	25,763.00 25,241.66	103.05 100.97	750.00	2.91 2.42
PHILIP MORRIS INTERNATIONAL DTD 11/15/2011 2.9% 11/15/2021	A2	25,000.000	25,298.75 25,759.41	101.20 103.04	725.00	2.87 2.68
TEVA PHARMA FIN IV LLC DTD 12/18/2012 2.25% 03/18/2020	Baa1	50,000.000	48,383.50 49,217.63	96.77 98.44	1,125.00	2.33 3.07
<b>TOTAL CORPORATE BONDS</b>		<b>SUB-TOTAL</b>	<b>124,433.25</b> <b>125,310.24</b>		<b>3,175.00</b>	<b>2.55</b>
<b>TAXABLE MUNICIPAL BONDS</b>						
DULUTH MINN TXBL REF STEAM UTILITY SER G DTD 11/27/2012 1.25% 02/01/2018	Aa2	50,000.000	50,000.00 50,000.00	100.00 100.00	625.00	1.25 1.25

# ACCOUNT STATEMENT

PAGE 5

ACCOUNT NUMBER 1049000453

DECEMBER 01, 2015 TO DECEMBER 31, 2015

## ASSET DETAIL ( CONTINUED )

DESCRIPTION	RATING	PAR VALUE	MARKET VALUE/ TAX COST	MARKET PRICE/ COST PRICE	ESTIMATED ANNUAL INCOME	YIELD CURRENT/ MATURITY
<b>TAXABLE MUNICIPAL BONDS</b>						
RACINE WISCONSIN TXBL REF DTD 07/10/2012 1 2% 12/01/2016		100,000 000	100,188 00 100,000 00	100 19 100 00	1,200 00	1 20 0 99
TENNESSEE ST SCH BOND AUTH TXBL - HIGHER EDUCNTNL FACS - SER B 1 425% 05/01/2017-2016	Aa1	100,000 000	100,314 00 100,000 00	100 31 100 00	1,425 00	1 42 1 12
<b>TOTAL TAXABLE MUNICIPAL BONDS</b>		<b>SUB- TOTAL</b>	<b>250,502.00 250,000.00</b>		<b>3,250.00</b>	<b>1.30</b>
<b>MUTUAL FUNDS</b>						
DOUBLELINE TOTAL RETURN BOND FUND		449 605	4,846 74 5,125 50	10 78 11 40	189 28	3 91
TEMPLETON GLOBAL BOND FUND A		561 366	6,500 62 7,713 17	11 58 13 74	202 09	3 11
<b>TOTAL MUTUAL FUNDS</b>		<b>SUB- TOTAL</b>	<b>11,347.36 12,838.67</b>		<b>391.37</b>	<b>3.45</b>
<b>TOTAL FIXED INCOME</b>			<b>430,328.15 405,743.77</b>		<b>7,796 46</b>	<b>1.81</b>
<b>TOTAL PRINCIPAL ASSETS</b>			<b>892,535.10 846,434.49</b>		<b>9,936.67</b>	<b>1.11</b>

# ACCOUNT STATEMENT

PAGE 6

ACCOUNT NUMBER 1049000453

DECEMBER 01, 2015 TO DECEMBER 31, 2015

## ASSET DETAIL - INCOME ASSETS

DESCRIPTION	MARKET VALUE/ TAX COST	MARKET PRICE/ COST PRICE	ESTIMATED ANNUAL INCOME	CURRENT YIELD
<b>CASH AND EQUIVALENTS</b>				
<b>MONEY MARKET FUNDS</b>				
SYB MONEY MARKET FUND	8,574.67 8,574.67	1.00 1.00	2.50	0.03
<b>TOTAL MONEY MARKET FUNDS</b>			2.50	0.03
	<b>SUB- TOTAL</b>	8,574.67 8,574.67		
<b>TOTAL CASH AND EQUIVALENTS</b>		8,574.67 8,574.67	2.50	0.03
<b>TOTAL INCOME ASSETS</b>		8,574.67 8,574.67	2.50	0.03