

Form

990-PF

Department of the Treasury
Internal Revenue Service

Return of Private Foundation

or Section 4947(a)(1) Trust Treated as Private Foundation

▶ Do not enter social security numbers on this form as it may be made public.
▶ Information about Form 990-PF and its instructions is at www.irs.gov/form990pf.

OMB No 1545-0052

2015

Open to Public Inspection

For calendar year 2015, or tax year beginning 01-01-2015, and ending 12-31-2015

Name of foundation Steve and Diane Parrish Foundation		A Employer identification number 26-1116145	
% Foundation Source		B Telephone number (see instructions) (800) 839-1754	
Number and street (or P O box number if mail is not delivered to street address) Foundation Source 501 Silverside Rd		Room/suite	
City or town, state or province, country, and ZIP or foreign postal code Wilmington, DE 198091377		C If exemption application is pending, check here ▶ <input type="checkbox"/>	
G Check all that apply <input type="checkbox"/> Initial return <input type="checkbox"/> Final return <input type="checkbox"/> Address change		<input type="checkbox"/> Initial return of a former public charity <input type="checkbox"/> Amended return <input type="checkbox"/> Name change	
H Check type of organization <input checked="" type="checkbox"/> Section 501(c)(3) exempt private foundation <input type="checkbox"/> Section 4947(a)(1) nonexempt charitable trust <input type="checkbox"/> Other taxable private foundation		D 1. Foreign organizations, check here ▶ <input type="checkbox"/> 2. Foreign organizations meeting the 85% test, check here and attach computation ▶ <input type="checkbox"/> E If private foundation status was terminated under section 507(b)(1)(A), check here ▶ <input type="checkbox"/> F If the foundation is in a 60-month termination under section 507(b)(1)(B), check here ▶ <input type="checkbox"/>	
I Fair market value of all assets at end of year (from Part II, col. (c), line 16) ▶ \$ 2,373,413		J Accounting method <input checked="" type="checkbox"/> Cash <input type="checkbox"/> Accrual <input type="checkbox"/> Other (specify) _____ (Part I, column (d) must be on cash basis.)	

Part I Analysis of Revenue and Expenses <i>(The total of amounts in columns (b), (c), and (d) may not necessarily equal the amounts in column (a) (see instructions))</i>		Revenue and expenses per books (a)	Net investment income (b)	Adjusted net income (c)	Disbursements for charitable purposes (d) (cash basis only)
Revenue	1 Contributions, gifts, grants, etc , received (attach schedule)	0			
	2 Check ▶ <input checked="" type="checkbox"/> if the foundation is not required to attach Sch B				
	3 Interest on savings and temporary cash investments	259	259		
	4 Dividends and interest from securities	61,807	61,807		
	5a Gross rents				
	b Net rental income or (loss) _____				
	6a Net gain or (loss) from sale of assets not on line 10	90,070			
	b Gross sales price for all assets on line 6a 1,597,661				
	7 Capital gain net income (from Part IV, line 2)		90,246		
	8 Net short-term capital gain				
	9 Income modifications				
	10a Gross sales less returns and allowances				
Operating and Administrative Expenses	b Less Cost of goods sold				
	c Gross profit or (loss) (attach schedule)				
	11 Other income (attach schedule)				
	12 Total.Add lines 1 through 11	152,136	152,312		
	13 Compensation of officers, directors, trustees, etc	4,981			4,981
	14 Other employee salaries and wages				
	15 Pension plans, employee benefits				
	16a Legal fees (attach schedule).				
	b Accounting fees (attach schedule).				
	c Other professional fees (attach schedule)	26,227	26,227		
	17 Interest				
	18 Taxes (attach schedule) (see instructions)	6,909	1,349		
	19 Depreciation (attach schedule) and depletion . . .				
	20 Occupancy				
	21 Travel, conferences, and meetings.				
	22 Printing and publications				
	23 Other expenses (attach schedule).	16,120	507		15,613
	24 Total operating and administrative expenses. Add lines 13 through 23	54,237	28,083		20,594
	25 Contributions, gifts, grants paid	432,000			432,000
	26 Total expenses and disbursements.Add lines 24 and 25	486,237	28,083		452,594
	27 Subtract line 26 from line 12				
	a Excess of revenue over expenses and disbursements	-334,101			
	b Net investment income (if negative, enter -0-)		124,229		
	c Adjusted net income(if negative, enter -0-)				

Part II Balance Sheets		Attached schedules and amounts in the description column should be for end-of-year amounts only (See instructions)	Beginning of year	End of year	
			(a) Book Value	(b) Book Value	(c) Fair Market Value
Assets	1	Cash—non-interest-bearing			
	2	Savings and temporary cash investments	549,481	110,141	110,141
	3	Accounts receivable ▶ _____ Less allowance for doubtful accounts ▶ _____			
	4	Pledges receivable ▶ _____ Less allowance for doubtful accounts ▶ _____			
	5	Grants receivable			
	6	Receivables due from officers, directors, trustees, and other disqualified persons (attach schedule) (see instructions).			
	7	Other notes and loans receivable (attach schedule) ▶ _____ Less allowance for doubtful accounts ▶ _____			
	8	Inventories for sale or use			
	9	Prepaid expenses and deferred charges			
	10a	Investments—U S and state government obligations (attach schedule)	514,684	495,043	484,319
	b	Investments—corporate stock (attach schedule)	1,626,650	1,751,530	1,778,953
	c	Investments—corporate bonds (attach schedule)			
	11	Investments—land, buildings, and equipment basis ▶ _____ Less accumulated depreciation (attach schedule) ▶ _____			
	12	Investments—mortgage loans.			
	13	Investments—other (attach schedule)			
	14	Land, buildings, and equipment basis ▶ _____ Less accumulated depreciation (attach schedule) ▶ _____			
15	Other assets (describe ▶ _____)				
16	Total assets(to be completed by all filers—see the instructions Also, see page 1, item I)	2,690,815	2,356,714	2,373,413	
Liabilities	17	Accounts payable and accrued expenses			
	18	Grants payable			
	19	Deferred revenue			
	20	Loans from officers, directors, trustees, and other disqualified persons			
	21	Mortgages and other notes payable (attach schedule).			
	22	Other liabilities (describe ▶ _____)			
	23	Total liabilities(add lines 17 through 22)		0	
Net Assets or Fund Balances	Foundations that follow SFAS 117, check here ▶ <input type="checkbox"/> and complete lines 24 through 26 and lines 30 and 31.				
	24	Unrestricted			
	25	Temporarily restricted			
	26	Permanently restricted			
	Foundations that do not follow SFAS 117, check here ▶ <input checked="" type="checkbox"/> and complete lines 27 through 31.				
	27	Capital stock, trust principal, or current funds			
	28	Paid-in or capital surplus, or land, bldg , and equipment fund			
	29	Retained earnings, accumulated income, endowment, or other funds	2,690,815	2,356,714	
	30	Total net assets or fund balances(see instructions)	2,690,815	2,356,714	
	31	Total liabilities and net assets/fund balances(see instructions)	2,690,815	2,356,714	

Part III Analysis of Changes in Net Assets or Fund Balances			
1	Total net assets or fund balances at beginning of year—Part II, column (a), line 30 (must agree with end-of-year figure reported on prior year’s return)	1	2,690,815
2	Enter amount from Part I, line 27a	2	-334,101
3	Other increases not included in line 2 (itemize) ▶ _____	3	
4	Add lines 1, 2, and 3	4	2,356,714
5	Decreases not included in line 2 (itemize) ▶ _____	5	
6	Total net assets or fund balances at end of year (line 4 minus line 5)—Part II, column (b), line 30	6	2,356,714

Part IV

Capital Gains and Losses for Tax on Investment Income

List and describe the kind(s) of property sold (e g , real estate, (a) 2-story brick warehouse, or common stock, 200 shs MLC Co)		How acquired P—Purchase (b) D—Donation	Date acquired (c) (mo , day, yr)	Date sold (d) (mo , day, yr)
1 a	Publicly-traded Securities			
b				
c				
d				
e				

(e) Gross sales price	Depreciation allowed (f) (or allowable)	Cost or other basis (g) plus expense of sale	Gain or (loss) (h) (e) plus (f) minus (g)
a 1,597,661		1,507,415	90,246
b			
c			
d			
e			

Complete only for assets showing gain in column (h) and owned by the foundation on 12/31/69			Gains (Col (h) gain minus col (k), but not less than -0-) or (l) Losses (from col (h))
(i) F M V as of 12/31/69	Adjusted basis (j) as of 12/31/69	Excess of col (i) (k) over col (j), if any	
a			90,246
b			
c			
d			
e			

2	Capital gain net income or (net capital loss)	{ If gain, also enter in Part I, line 7 If (loss), enter -0- in Part I, line 7 }	2	90,246
3	Net short-term capital gain or (loss) as defined in sections 1222(5) and (6) If gain, also enter in Part I, line 8, column (c) (see instructions) If (loss), enter -0- in Part I, line 8 }		3	

Part V

Qualification Under Section 4940(e) for Reduced Tax on Net Investment Income

(For optional use by domestic private foundations subject to the section 4940(a) tax on net investment income)
If section 4940(d)(2) applies, leave this part blank

Was the foundation liable for the section 4942 tax on the distributable amount of any year in the base period? ☐ Yes ☒ No
If "Yes," the foundation does not qualify under section 4940(e) Do not complete this part

1 Enter the appropriate amount in each column for each year, see instructions before making any entries

(a) Base period years Calendar year (or tax year beginning in)	(b) Adjusted qualifying distributions	(c) Net value of noncharitable-use assets	(d) Distribution ratio (col (b) divided by col (c))
2014	565,685	2,580,058	0 219253
2013	545,669	2,933,356	0 186022
2012	494,366	3,170,823	0 155911
2011	348,026	3,352,673	0 103806
2010	324,507	2,936,749	0 110499

2	Total of line 1, column (d).	2	0 775491
3	Average distribution ratio for the 5-year base period—divide the total on line 2 by 5, or by the number of years the foundation has been in existence if less than 5 years	3	0 155098
4	Enter the net value of noncharitable-use assets for 2015 from Part X, line 5.	4	2,662,938
5	Multiply line 4 by line 3.	5	413,016
6	Enter 1% of net investment income (1% of Part I, line 27b).	6	1,242
7	Add lines 5 and 6.	7	414,258
8	Enter qualifying distributions from Part XII, line 4.	8	452,594

If line 8 is equal to or greater than line 7, check the box in Part VI, line 1b, and complete that part using a 1% tax rate See
the Part VI instructions

Part VI

Excise Tax Based on Investment Income (Section 4940(a), 4940(b), 4940(e), or 4948—see page 18 of the instructions)

1a

Exempt operating foundations described in section 4940(d)(2), check here ☐ and enter "N/A" on line 1
Date of ruling or determination letter _____
(attach copy of letter if necessary—see instructions)

b

Domestic foundations that meet the section 4940(e) requirements in Part V, check here ☒ and enter 1% of Part I, line 27b

c

All other domestic foundations enter 2% of line 27b. Exempt foreign organizations enter 4% of Part I, line 12, col. (b)

2

Tax under section 511 (domestic section 4947(a)(1) trusts and taxable foundations only. Others enter -0-)

3

Add lines 1 and 2.

4

Subtitle A (income) tax (domestic section 4947(a)(1) trusts and taxable foundations only. Others enter -0-)

5

Tax based on investment income. Subtract line 4 from line 3. If zero or less, enter -0-

6

Credits/Payments

a

2015 estimated tax payments and 2014 overpayment credited to 2015

6a

2,300

b

Exempt foreign organizations—tax withheld at source

6b

c

Tax paid with application for extension of time to file (Form 8868).

6c

247

d

Backup withholding erroneously withheld

6d

7

Total credits and payments. Add lines 6a through 6d.

8

Enter any **penalty** for underpayment of estimated tax. Check here ☒ if Form 2220 is attached

9

Tax due. If the total of lines 5 and 8 is more than line 7, enter **amount owed**

10

Overpayment. If line 7 is more than the total of lines 5 and 8, enter the **amount overpaid**

11

Enter the amount of line 10 to be **Credited to 2015 estimated tax** 1,305 **Refunded**

1	1,242
2	
3	1,242
4	
5	1,242
6	
7	2,547
8	
9	
10	1,305
11	

Part VII-A

Statements Regarding Activities

1a

During the tax year, did the foundation attempt to influence any national, state, or local legislation or did it participate or intervene in any political campaign?

1b

Did it spend more than \$100 during the year (either directly or indirectly) for political purposes (see Instructions for definition)?
If the answer is "Yes" to 1a or 1b, attach a detailed description of the activities and copies of any materials published or distributed by the foundation in connection with the activities.

1c

Did the foundation file **Form 1120-POL** for this year?

2

Enter the amount (if any) of tax on political expenditures (section 4955) imposed during the year
(1) On the foundation \$ _____ (2) On foundation managers \$ _____

3

Enter the reimbursement (if any) paid by the foundation during the year for political expenditure tax imposed on foundation managers \$ _____

4

Has the foundation engaged in any activities that have not previously been reported to the IRS?
If "Yes," attach a detailed description of the activities.

5

Has the foundation made any changes, not previously reported to the IRS, in its governing instrument, articles of incorporation, or bylaws, or other similar instruments? *If "Yes," attach a conformed copy of the changes*

6

Did the foundation have unrelated business gross income of \$1,000 or more during the year?

7

If "Yes," has it filed a tax return on **Form 990-T** for this year?

8

Was there a liquidation, termination, dissolution, or substantial contraction during the year?
If "Yes," attach the statement required by General Instruction T.

9

Are the requirements of section 508(e) (relating to sections 4941 through 4945) satisfied either
• By language in the governing instrument, or
• By state legislation that effectively amends the governing instrument so that no mandatory directions that conflict with the state law remain in the governing instrument?

10

Did the foundation have at least \$5,000 in assets at any time during the year? *If "Yes," complete Part II, col. (c), and Part XV.*

11

Enter the states to which the foundation reports or with which it is registered (see instructions)
 CT _____

12

If the answer is "Yes" to line 7, has the foundation furnished a copy of Form 990-PF to the Attorney General (or designate) of each state as required by General Instruction G? *If "No," attach explanation.*

13

Is the foundation claiming status as a private operating foundation within the meaning of section 4942(j)(3) or 4942(j)(5) for calendar year 2015 or the taxable year beginning in 2015 (see instructions for Part XIV)? *If "Yes," complete Part XIV*

14

Did any persons become substantial contributors during the tax year? *If "Yes," attach a schedule listing their names and addresses.*

1a	Yes	No
1b		No
1c		No
2		No
3		No
4a		No
4b		
5		No
6	Yes	
7	Yes	
8b	Yes	
9		No
10		No

Part VII-A

Statements Regarding Activities *(continued)*

11	At any time during the year, did the foundation, directly or indirectly, own a controlled entity within the meaning of section 512(b)(13)? If "Yes," attach schedule (see instructions).	11		No
12	Did the foundation make a distribution to a donor advised fund over which the foundation or a disqualified person had advisory privileges? If "Yes," attach statement (see instructions)	12		No
13	Did the foundation comply with the public inspection requirements for its annual returns and exemption application?	13	Yes	
Website address				
14	The books are in care of Foundation Source Telephone no (800) 839-1754			
Located at 501 Silverside Road Suite 123 Wilmington DE		ZIP+4 198091377		
15	Section 4947(a)(1) nonexempt charitable trusts filing Form 990-PF in lieu of Form 1041—Check here and enter the amount of tax-exempt interest received or accrued during the year.	15		
16	At any time during calendar year 2015, did the foundation have an interest in or a signature or other authority over a bank, securities, or other financial account in a foreign country?	16	Yes	No
See instructions for exceptions and filing requirements for FinCEN Form 114, Report of Foreign Bank and Financial Accounts (FBAR) If "Yes", enter the name of the foreign country				

Part VII-B

Statements Regarding Activities for Which Form 4720 May Be Required

File Form 4720 if any item is checked in the "Yes" column, unless an exception applies.			Yes	No
1a	During the year did the foundation (either directly or indirectly)			
(1)	Engage in the sale or exchange, or leasing of property with a disqualified person?	Yes	No	
(2)	Borrow money from, lend money to, or otherwise extend credit to (or accept it from) a disqualified person?	Yes	No	
(3)	Furnish goods, services, or facilities to (or accept them from) a disqualified person?	Yes	No	
(4)	Pay compensation to, or pay or reimburse the expenses of, a disqualified person?	Yes	No	
(5)	Transfer any income or assets to a disqualified person (or make any of either available for the benefit or use of a disqualified person)?	Yes	No	
(6)	Agree to pay money or property to a government official? (Exception. Check "No" if the foundation agreed to make a grant to or to employ the official for a period after termination of government service, if terminating within 90 days).	Yes	No	
b	If any answer is "Yes" to 1a(1)–(6), did any of the acts fail to qualify under the exceptions described in Regulations section 53.4941(d)-3 or in a current notice regarding disaster assistance (see instructions)? Organizations relying on a current notice regarding disaster assistance check here.	1b		No
c	Did the foundation engage in a prior year in any of the acts described in 1a, other than excepted acts, that were not corrected before the first day of the tax year beginning in 2015?	1c		No
2	Taxes on failure to distribute income (section 4942) (does not apply for years the foundation was a private operating foundation defined in section 4942(j)(3) or 4942(j)(5))			
a	At the end of tax year 2015, did the foundation have any undistributed income (lines 6d and 6e, Part XIII) for tax year(s) beginning before 2015? If "Yes," list the years 20, 20, 20, 20	Yes	No	
b	Are there any years listed in 2a for which the foundation is not applying the provisions of section 4942(a)(2) (relating to incorrect valuation of assets) to the year's undistributed income? (If applying section 4942(a)(2) to all years listed, answer "No" and attach statement—see instructions).	2b		
c	If the provisions of section 4942(a)(2) are being applied to any of the years listed in 2a, list the years here 20, 20, 20, 20			
3a	Did the foundation hold more than a 2% direct or indirect interest in any business enterprise at any time during the year?	Yes	No	
b	If "Yes," did it have excess business holdings in 2015 as a result of (1) any purchase by the foundation or disqualified persons after May 26, 1969, (2) the lapse of the 5-year period (or longer period approved by the Commissioner under section 4943(c)(7)) to dispose of holdings acquired by gift or bequest, or (3) the lapse of the 10-, 15-, or 20-year first phase holding period? (Use Schedule C, Form 4720, to determine if the foundation had excess business holdings in 2015).	3b		
4a	Did the foundation invest during the year any amount in a manner that would jeopardize its charitable purposes?	4a		No
b	Did the foundation make any investment in a prior year (but after December 31, 1969) that could jeopardize its charitable purpose that had not been removed from jeopardy before the first day of the tax year beginning in 2015?	4b		No

Part VII-B

Statements Regarding Activities for Which Form 4720 May Be Required (Continued)

5a

During the year did the foundation pay or incur any amount to

(1)

Carry on propaganda, or otherwise attempt to influence legislation (section 4945(e))?

☐ Yes

☒ No

(2)

Influence the outcome of any specific public election (see section 4955), or to carry on, directly or indirectly, any voter registration drive?

☐ Yes

☒ No

(3)

Provide a grant to an individual for travel, study, or other similar purposes?

☐ Yes

☒ No

(4)

Provide a grant to an organization other than a charitable, etc , organization described in section 4945(d)(4)(A)? (see instructions).

☐ Yes

☒ No

(5)

Provide for any purpose other than religious, charitable, scientific, literary, or educational purposes, or for the prevention of cruelty to children or animals?

☐ Yes

☒ No

b

If any answer is "Yes" to 5a(1)–(5), did **any** of the transactions fail to qualify under the exceptions described in Regulations section 53.4945 or in a current notice regarding disaster assistance (see instructions)?

5b

Organizations relying on a current notice regarding disaster assistance check here.

☐

c

If the answer is "Yes" to question 5a(4), does the foundation claim exemption from the tax because it maintained expenditure responsibility for the grant?

☐ Yes

☐ No

If "Yes," attach the statement required by Regulations section 53.4945–5(d).

6a

Did the foundation, during the year, receive any funds, directly or indirectly, to pay premiums on a personal benefit contract?

☐ Yes

☒ No

b

Did the foundation, during the year, pay premiums, directly or indirectly, on a personal benefit contract?

6b

No

If "Yes" to 6b, file Form 8870.

7a

At any time during the tax year, was the foundation a party to a prohibited tax shelter transaction?

☐ Yes

☒ No

b

If yes, did the foundation receive any proceeds or have any net income attributable to the transaction?

7b

Part VIII

Information About Officers, Directors, Trustees, Foundation Managers, Highly Paid Employees, and Contractors

1

List all officers, directors, trustees, foundation managers and their compensation (see instructions).

(a) Name and address	Title, and average hours per week (b) devoted to position	(c) Compensation (If not paid, enter -0-)	(d) Contributions to employee benefit plans and deferred compensation	Expense account, (e) other allowances
See Additional Data Table				

2

Compensation of five highest-paid employees (other than those included on line 1—see instructions). If none, enter "NONE."

(a) Name and address of each employee paid more than \$50,000	Title, and average hours per week (b) devoted to position	(c) Compensation	Contributions to employee benefit plans and deferred compensation (d)	Expense account, (e) other allowances

Total

number of other employees paid over \$50,000.

Part VIII

Information About Officers, Directors, Trustees, Foundation Managers, Highly Paid Employees, and Contractors (continued)

3 Five highest-paid independent contractors for professional services (see instructions). If none, enter "NONE".

(a) Name and address of each person paid more than \$50,000	(b) Type of service	(c) Compensation

Total number of others receiving over \$50,000 for professional services. ▶

Part IX-A

Summary of Direct Charitable Activities

List the foundation's four largest direct charitable activities during the tax year. Include relevant statistical information such as the number of organizations and other beneficiaries served, conferences convened, research papers produced, etc.	Expenses
1	
2	
3	
4	

Part IX-B

Summary of Program-Related Investments (see instructions)

Describe the two largest program-related investments made by the foundation during the tax year on lines 1 and 2	Amount
1	
2	
All other program-related investments. See instructions.	
3	
Total. Add lines 1 through 3. ▶	

Part X

Minimum Investment Return

(All domestic foundations must complete this part. Foreign foundations,see instructions.)

1	Fair market value of assets not used (or held for use) directly in carrying out charitable, etc , purposes		
a	Average monthly fair market value of securities.	1a	2,518,742
b	Average of monthly cash balances.	1b	184,748
c	Fair market value of all other assets (see instructions).	1c	0
d	Total (add lines 1a, b, and c).	1d	2,703,490
e	Reduction claimed for blockage or other factors reported on lines 1a and 1c (attach detailed explanation).	1e	
2	Acquisition indebtedness applicable to line 1 assets.	2	0
3	Subtract line 2 from line 1d.	3	2,703,490
4	Cash deemed held for charitable activities Enter 1 1/2% of line 3 (for greater amount, see instructions).	4	40,552
5	Net value of noncharitable-use assets.Subtract line 4 from line 3 Enter here and on Part V, line 4	5	2,662,938
6	Minimum investment return.Enter 5% of line 5.	6	133,147

Part XI

Distributable Amount

(see instructions) (Section 4942(j)(3) and (j)(5) private operating foundations and certain foreign organizations check here ☒ and do not complete this part.)

1	Minimum investment return from Part X, line 6.	1	133,147
2a	Tax on investment income for 2015 from Part VI, line 5.	2a	1,242
b	Income tax for 2015 (This does not include the tax from Part VI).	2b	
c	Add lines 2a and 2b.	2c	1,242
3	Distributable amount before adjustments Subtract line 2c from line 1.	3	131,905
4	Recoveries of amounts treated as qualifying distributions.	4	
5	Add lines 3 and 4.	5	131,905
6	Deduction from distributable amount (see instructions).	6	
7	Distributable amountas adjusted Subtract line 6 from line 5 Enter here and on Part XIII, line 1.	7	131,905

Part XII

Qualifying Distributions (see instructions)

1	Amounts paid (including administrative expenses) to accomplish charitable, etc , purposes		
a	Expenses, contributions, gifts, etc —total from Part I, column (d), line 26.	1a	452,594
b	Program-related investments—total from Part IX-B.	1b	0
2	Amounts paid to acquire assets used (or held for use) directly in carrying out charitable, etc , purposes.	2	0
3	Amounts set aside for specific charitable projects that satisfy the		
a	Suitability test (prior IRS approval required).	3a	0
b	Cash distribution test (attach the required schedule).	3b	0
4	Qualifying distributions.Add lines 1a through 3b Enter here and on Part V, line 8, and Part XIII, line 4	4	452,594
5	Foundations that qualify under section 4940(e) for the reduced rate of tax on net investment income Enter 1% of Part I, line 27b (see instructions).	5	1,242
6	Adjusted qualifying distributions.Subtract line 5 from line 4.	6	451,352

Note:The amount on line 6 will be used in Part V, column (b), in subsequent years when calculating whether the foundation qualifies for the section 4940(e) reduction of tax in those years

Part XIII

Undistributed Income (see instructions)

	(a) Corpus	(b) Years prior to 2014	(c) 2014	(d) 2015
1 Distributable amount for 2015 from Part XI, line 7				131,905
2 Undistributed income, if any, as of the end of 2015				
a Enter amount for 2014 only.				
b Total for prior years 2013 , 2012 , 2011				
3 Excess distributions carryover, if any, to 2015				
a From 2010.	180,341			
b From 2011.	188,827			
c From 2012.	339,891			
d From 2013.	403,703			
e From 2014.	448,002			
f Total of lines 3a through e.	1,560,764			
4 Qualifying distributions for 2015 from Part XII, line 4 ▶ \$ 452,594				
a Applied to 2014, but not more than line 2a				
b Applied to undistributed income of prior years (Election required—see instructions).				
c Treated as distributions out of corpus (Election required—see instructions).				
d Applied to 2015 distributable amount.				131,905
e Remaining amount distributed out of corpus	320,689			
5 Excess distributions carryover applied to 2015 (If an amount appears in column (d), the same amount must be shown in column (a).)				
6 Enter the net total of each column as indicated below:				
a Corpus Add lines 3f, 4c, and 4e Subtract line 5	1,881,453			
b Prior years' undistributed income Subtract line 4b from line 2b				
c Enter the amount of prior years' undistributed income for which a notice of deficiency has been issued, or on which the section 4942(a) tax has been previously assessed.				
d Subtract line 6c from line 6b Taxable amount—see instructions				
e Undistributed income for 2014 Subtract line 4a from line 2a Taxable amount—see instructions				
f Undistributed income for 2016 Subtract lines 4d and 5 from line 1 This amount must be distributed in 2015				0
7 Amounts treated as distributions out of corpus to satisfy requirements imposed by section 170(b)(1)(F) or 4942(g)(3) (Election may be required - see instructions).				
8 Excess distributions carryover from 2010 not applied on line 5 or line 7 (see instructions). . .	180,341			
9 Excess distributions carryover to 2016. Subtract lines 7 and 8 from line 6a	1,701,112			
10 Analysis of line 9				
a Excess from 2011.	188,827			
b Excess from 2012.	339,891			
c Excess from 2013.	403,703			
d Excess from 2014.	448,002			
e Excess from 2015.	320,689			

Part XIV

b Check box to indicate whether the organization is a private operating foundation described in section 170(c)(2)(B)(i) or 170(c)(2)(B)(ii): ☐ 170(c)(2)(B)(i) or ☐ 170(c)(2)(B)(ii)

b 85% of line 2a

d Amounts included in line 2c not used directly for active conduct of exempt activities

3 Complete 3a, b, or c for the alternative test relied upon

a "Assets" alternative test—enter

(1) Value of all assets

(2) Value of assets qualifying under section 4942(j)(3)(B)(i)

b "Endowment" alternative test— enter 2/3 of minimum investment return shown in Part X, line 6 for each year listed. . .

c "Support" alternative test—enter

(1) Total support other than gross investment income (interest, dividends, rents, payments on securities loans (section 512(a)(5)), or royalties). . . .

(2) Support from general public and 5 or more exempt organizations as provided in section 4942(j)(3)(B)(iii). . . .

(3) Largest amount of support from an exempt organization

(4) Gross investment income

Part XV

a List any managers of the foundation who have contributed more than 2% of the total contributions received by the foundation before the close of any tax year (but only if they have contributed more than \$5,000). (See section 507(d)(2))

See Additional Data Table

b List any managers of the foundation who own 10% or more of the stock of a corporation (or an equally large portion of the ownership of a partnership or other entity) of which the foundation has a 10% or greater interest

Check here ☒ if the foundation only makes contributions to preselected charitable organizations and does not accept unsolicited requests for funds. If the foundation makes gifts, grants, etc. (see instructions) to individuals or organizations under other conditions, complete items 2a, b, c, and d.

a The name, address, and telephone number or email address of the person to whom applications should be addressed

b The form in which applications should be submitted and information and materials they should include

c Any submission deadlines

d Any restrictions or limitations on awards, such as by geographical areas, charitable fields, kinds of institutions, or other factors

Part XV

Supplementary Information(continued)

3 Grants and Contributions Paid During the Year or Approved for Future Payment

Recipient	If recipient is an individual, show any relationship to any foundation manager or substantial contributor	Foundation status of recipient	Purpose of grant or contribution	Amount
Name and address (home or business)				
a Paid during the year See Additional Data Table				
Total			3a	432,000
b Approved for future payment				
Total			3b	

Enter gross amounts unless otherwise indicated		Unrelated business income		Excluded by section 512, 513, or 514		(e) Related or exempt function income (See instructions)
		(a) Business code	(b) Amount	(c) Exclusion code	(d) Amount	
1	Program service revenue					
a	_____					
b	_____					
c	_____					
d	_____					
e	_____					
f	_____					
g	Fees and contracts from government agencies					
2	Membership dues and assessments.					
3	Interest on savings and temporary cash investments			14	259	
4	Dividends and interest from securities.			14	61,807	
5	Net rental income or (loss) from real estate					
a	Debt-financed property.					
b	Not debt-financed property.					
6	Net rental income or (loss) from personal property					
7	Other investment income.					
8	Gain or (loss) from sales of assets other than inventory			18	90,070	
9	Net income or (loss) from special events					
10	Gross profit or (loss) from sales of inventory					
11	Other revenue a _____					
b	_____					
c	_____					
d	_____					
e	_____					
12	Subtotal Add columns (b), (d), and (e).				152,136	
13	Total. Add line 12, columns (b), (d), and (e). (See worksheet in line 13 instructions to verify calculations)					152,136

[illegible]

l. Did the organization directly or indirectly engage in any of the following with any other organization described in section 501(c) of the Code (other than section 501(c)(3) organizations) or in section 527, relating to political organizations?

(1) Cash.

(2) Other assets.

b Other transactions

(1) Sales of assets to a noncharitable exempt organization.

(2) Purchases of assets from a noncharitable exempt organization.

(3) Rental of facilities, equipment, or other assets. . . .

(4) Reimbursement arrangements.

(5) Loans or loan guarantees. . . .

(6) Performance of services or membership or fundraising solicitations.

c Sharing of facilities, equipment, mailing lists, other assets, or paid employees.

d If the answer to any of the above is "Yes," complete the following schedule. Column **(b)** should always show the fair market value of the goods, other assets, or services given by the reporting foundation. If the foundation received less than fair market value in any transaction or sharing arrangement, show in column **(d)** the value of the goods, other assets, or services received.

2a Is the foundation directly or indirectly affiliated with, or related to, one or more tax-exempt organizations described in section 501(c) of the Code (other than section 501(c)(3)) or in section 527? ☐ Yes ☒ No

b If "Yes," complete the following schedule

Under penalties of perjury, I declare that I have examined this return, including accompanying schedules and statements, and to the best of my knowledge and belief, it is true, correct, and complete. Declaration of preparer (other than taxpayer) is based on all information of which preparer has any knowledge.

**Paid
Preparer
Use
Only**







Sign Here

*****	2016-10-01	*****
Signature of officer or trustee	Date	Title

May the IRS discuss this return with the preparer shown below (see instr)? ☒ Yes ☐ No

Form **990-PF** (2015)

Form 990PF Part VIII Line 1 - List all officers, directors, trustees, foundation managers and their compensation

(a) Name and address	Title, and average hours per week (b) devoted to position	(c) Compensation(If not paid, enter -0-)	(d) Contributions to employee benefit plans and deferred compensation	Expense account, (e) other allowances
Reliance Trust Company of Delaware 	Trustee 1 0	4,981	0	0
Foundation Source 501 Silverside Rd Wilmington, DE 198091377				
Amanda Parrish Morgan 	Recording Sec / Trustee 1 0	0	0	0
Foundation Source 501 Silverside Rd Wilmington, DE 198091377				
Clay Parrish 	Treas / Trustee 1 0	0	0	0
Foundation Source 501 Silverside Rd Wilmington, DE 198091377				
Diane S Parrish 	Pres / Trustee 1 0	0	0	0
Foundation Source 501 Silverside Rd Wilmington, DE 198091377				
Steve Parrish 	VP / Trustee 1 0	0	0	0
Foundation Source 501 Silverside Rd Wilmington, DE 198091377				
UBS Trust Company 	Trustee 1 0	0	0	0
Foundation Source 501 Silverside Rd Wilmington, DE 198091377				

Form 990PF Part XV Line 1a - List any managers of the foundation who have contributed more than 2% of the total contributions received by the foundation before the close of any tax year (but only if they have contributed more than \$5,000).

Diane S Parrish
Steve Parrish

Form 990PF Part XV Line 3 - Grants and Contributions Paid During the Year or Approved for Future Payment

Recipient	If recipient is an individual, show any relationship to any foundation manager or substantial contributor	Foundation status of recipient	Purpose of grant or contribution	Amount
Name and address (home or business)				
a <i>Paid during the year</i>				
AMERICAN SYMPHONY ORCHESTRA LEAGUE - DBA LEAGUE OF 33 W 60TH ST FL 5 NEW YORK,NY 10023	N/A	PC	General & Unrestricted	17,500
AMERICAN SYMPHONY ORCHESTRA LEAGUE - DBA LEAGUE OF 33 W 60TH ST FL 5 NEW YORK,NY 10023	N/A	PC	Strategic Planning Project	10,000
CARLETON COLLEGE 1 N COLLEGE ST NORTHFIELD,MN 55057	N/A	PC	General & Unrestricted	20,000
CONGREGATIONAL CHURCH OF GREEN'S FARMS 71 HILLANDALE RD WESTPORT,CT 06880	N/A	PC	capital improvements and staffing support Program	35,000
HCC NETWORK INC 65 BROADWAY FL 12 NEW YORK,NY 10006	N/A	PC	General & Unrestricted	5,000
HOMES WITH HOPE INC 49 RICHMONDVILLE AVE STE 112 WESTPORT,CT 06880	N/A	PC	General & Unrestricted	5,000
MERCY LEARNING CENTER OF BRIDGEPORT INCORPORATED 637 PARK AVE BRIDGEPORT,CT 06604	N/A	PC	Annual Fund	5,000
MERCY LEARNING CENTER OF BRIDGEPORT INCORPORATED 637 PARK AVE BRIDGEPORT,CT 06604	N/A	PC	Charitable Event	5,000
NEIGHBORHOOD STUDIOS OF FAIRFIELD COUNTY INC 391 E WASHINGTON AVE BRIDGEPORT,CT 06608	N/A	PC	Saturday Studios Program	3,000
NORTHEAST CHILDREN S THEATRE COMPANY INC 606 POST RD E 713 WESTPORT,CT 06880	N/A	PC	General & Unrestricted	3,000
SAFE HORIZON INC 2 LAFAYETTE ST FL 3 NEW YORK,NY 10007	N/A	PC	General & Unrestricted	190,000
SAFE HORIZON INC 2 LAFAYETTE ST FL 3 NEW YORK,NY 10007	N/A	PC	Charitable Event	10,000
SAVE THE CHILDREN FEDERATION INC 501 KINGS HWY E STE 400 FAIRFIELD,CT 06825	N/A	PC	Syrian Relief Fund	2,500
STAMFORD SYMPHONY ORCHESTRA INC 263 TRESSER BLVD STAMFORD,CT 06901	N/A	PC	General & Unrestricted	81,000
STAMFORD SYMPHONY ORCHESTRA INC 263 TRESSER BLVD STAMFORD,CT 06901	N/A	PC	Charitable Event	20,000
Total			3a	432,000

Form 990PF Part XV Line 3 - Grants and Contributions Paid During the Year or Approved for Future Payment

Recipient	If recipient is an individual, show any relationship to any foundation manager or substantial contributor	Foundation status of recipient	Purpose of grant or contribution	Amount
Name and address (home or business)				
a <i>Paid during the year</i>				
TONY LARUSSAS ANIMAL RESCUE FOUNDATION 2890 MITCHELL DR WALNUT CREEK,CA 94598	N/A	PC	Leaders & Legends Program	10,000
TRIPLE NEGATIVE BREAST CANCER FOUNDATION INC PO BOX 204 NORWOOD,NJ 07648	N/A	PC	General & Unrestricted	5,000
UNIVERSITY OF CHICAGO 5801 SELLIS AVE CHICAGO,IL 60637	N/A	PC	Annual Fund	5,000
Total ▶ 3a				432,000

TY 2015 Compensation Explanation

Name: Steve and Diane Parrish Foundation

EIN: 26-1116145

Person Name	Explanation
UBS Trust Company	*Removed as trustee in 2015

Note: To capture the full content of this document, please select landscape mode (11" x 8.5") when printing.

TY 2015 Depreciation Schedule

Name: Steve and Diane Parrish Foundation

EIN: 26-1116145

TY 2015 Investments Corporate Stock Schedule

Name: Steve and Diane Parrish Foundation
EIN: 26-1116145

Name of Stock	End of Year Book Value	End of Year Fair Market Value
3M CO	2,562	3,013
ABBOTT LABS	4,078	5,030
ACCENTURE PLC	12,011	15,675
ACE LTD	7,822	9,465
ACTELION N	722	1,534
ADECCO S.A. UNSP/ADR	503	410
ADOBE SYSTEMS, INC	4,695	6,764
ADVANCED SEMICONDUCT	873	771
AFLAC INC	3,392	3,235
AIA GROUP LTD ADR	2,034	2,917
AIR METHODS CORPORATION	1,088	964
AIRBUS GROUP	1,911	2,054
ALIBABA GROUP HOLDING LIMITED	9,236	9,102
ALLERGAN PLC	3,854	4,063
ALLIANZ GLOBAL INVESTORS FIXED	451,002	386,579
ALLY FINANCIAL INC	3,977	3,150
ALPHABET INC CL A	15,917	21,784
ALPHABET INC CL C	6,097	10,624
ALTRIA GROUP INC	1,941	2,387
AMAZON	11,131	16,221
AMER FIN GRP HLD	1,613	1,586
AMERICAN EXPRESS CO	4,153	3,617
AMERICAN STATES WATER CO	585	923
AMERIPRISE FINANCIAL INC	3,864	3,405
AMGEN INC	6,022	6,493
ANADARKO PETROLEUM CORP	11,855	6,947
ANALOG DEVICES INC	4,547	5,587
ANHEUSER BUSCH COS INC	6,041	8,625
ANIKA THERAPEUTICS INC	912	840
APPLE INC	23,085	21,789

Name of Stock	End of Year Book Value	End of Year Fair Market Value
APPLIED IDNS TECH	1,099	1,012
APTAR GROUP INC	1,072	1,235
ARCHER DANIELS MDLND	3,553	2,714
ARKEMA S/ADR	3,192	2,643
ARTISAN PARTNERS ASSET MANAGEM	1,200	829
ASSOCIATED BRITISH FOODS PLC	1,916	2,820
ATLANTIA SPA ADR	2,453	2,455
ATRION CORPORATION	392	381
AZIMUT HOLDING SPA	1,587	1,519
BAIDU.COM - ADR	1,262	1,512
BANK OF CHINA UNSP/ADR	1,713	1,342
BANK OF GA HLDGS PLC	1,269	926
BANK OF HAWAII CORP	1,605	2,013
BANK OF QUEENSLAND	4,166	4,259
BARCLAYS PLC ADR	4,167	3,292
BAYER A G SPONSORED ADR	1,718	2,372
BBCN BANCORP INC	973	1,188
BEZEQ THE ISRAELI TE	645	836
BG GROUP PLC ADS	3,688	2,948
BIG LOTS INC (EX CONSOLIDATED	1,173	964
BIO TECHNE CORPORATION	371	450
BIOGEN INC	4,917	4,289
BOEING CO	8,250	8,386
BRENNTAG AG	2,462	2,714
BRIDGESTONE CORP UNSP ADR	740	735
BRITISH AMERICAN TOBACCO PLC	6,770	6,958
BRUKER CORPORATION	875	1,262
BT GROUP PLC ADS	4,004	4,015
C H ROBINSON WORLDWIDE INC	5,597	5,334
CALGON CARBON CP	767	776

Name of Stock	End of Year Book Value	End of Year Fair Market Value
CANTEL MEDICAL CORPORATION	232	497
CAP GEMINI SA UNSP/ADR	931	1,204
CATO CORP CL A	720	700
CELGENE CORP	8,414	11,736
CENTRAL JAPAN RY CO ADR	3,382	4,483
CENTRICA	3,361	2,257
CERNER CORPORATION	3,809	4,753
CHARLES SCHWAB CORP	7,067	8,068
CHART INDUSTRIES, INC	1,355	413
CHEESECAKE FACTORY INC	1,105	1,107
CHEMED CORP	1,004	1,049
CHEVRON CORP	8,343	8,276
CHINA BIOLOGIC PRODUCTS INC	1,564	2,279
CHINA MOBILE HGK LTD	1,599	1,690
CHIPOTLE MEX GRILL	9,453	6,718
CHOICE HOTELS INTERNATIONAL IN	1,071	958
CITIGROUP INC	6,324	6,676
CLARCOR INC	1,211	1,242
COHEN & STEERS INC	1,078	945
COHERENT INC CAL	555	716
COMCAST CORP	3,684	6,377
COMMERCE BANCSHARES, INC	1,088	1,149
COMMERZBANK AG-SPONS ADR	3,381	2,184
COMMVAULT SYSTEMS, INC	1,095	748
COMPUTER PROGRAMS AND SYSTEMS,	945	896
CONTL AG SPONS ADR	1,437	1,588
CORESITE REALTY CORPORATION	971	1,758
CORVEL CORP	405	395
COSTCO WHOLESALE CORPORATION	4,599	5,814
CREDIT SUISSE GROUP ADR	13,017	10,606

Name of Stock	End of Year Book Value	End of Year Fair Market Value
CRH PLC - AMERICAN DEPOSITARY	2,323	2,767
CROWN CASTLE INTL	3,750	3,977
CUMMINS INC	1,578	1,584
CVS CAREMARK CORP	3,488	5,671
DANAHER CORP	9,096	13,003
DANSKE BK A/S SPONS ADR	4,117	3,943
DARLING INGREDIENTS INC	544	316
DELHAIZE GROUP SPD ADR	3,655	3,935
DELPHI AUTOMOTIVE PLC	2,564	3,515
DELTA AIR LINES INC	5,175	5,677
DEVON ENERGY CORPORATION	3,277	1,664
DEXUS PROPERTY GROUP	1,692	1,593
DIAGEO PLC ADS	2,187	2,072
DICE HOLDINGS, INC	717	761
DIME COMMUNITY BANCSHARES INC	414	577
DIXONS CARPHONE	1,796	1,776
DNB NOR ASA SPONSOR ADR	2,171	1,731
DOLLAR TREE INC	7,531	7,645
DON QUIJOTE CO LTD	2,206	4,007
DORMAN PRODUCTS INC	883	1,234
DRIL QUIP INC	1,118	829
DST SYS INC	802	798
DSW INC	1,219	787
DUPONT FABROS TECHNOLOGY INC C	1,205	1,526
EAGLE BANCORP INC	549	908
EATON CORP PLC	2,248	1,717
EATON VANCE CORP	1,202	1,103
EDP-ELECTRICIDADE DE PORTUGAL	3,825	3,508
ELECTRICITE FR UNSP/ADR	3,171	2,032
ELECTRONIC ARTS	6,294	7,078

Name of Stock	End of Year Book Value	End of Year Fair Market Value
ELI LILLY & CO	7,005	6,909
ENCORE CAPITAL GROUP INC	1,759	1,076
EOG RESOURCES INC	8,002	6,230
EQUITY RESIDENTIAL PPTYS TR	4,279	4,651
ESTEE LAUDER COMPANIES INC	1,848	3,082
EXLSERVICE HOLDINGS INC	940	1,168
FACEBOOK INC	17,693	25,432
FANUC LIMITED UNSPONSORED	1,718	1,873
FEDERAL RLTY INVT TR	4,019	4,091
FIAT CHRYSLER AUTOMOBILES NV	3,834	3,288
FIDELITY NATIONAL INFORMATION	5,785	5,999
FLEETCOR TECHNOLGIES INC	5,077	4,860
FORUM ENERGY TECHNOLOGIES INC	1,444	698
FOSSIL INC	897	512
FRANKLIN ELECTRIC CO.	1,148	973
FRANKLIN RES INC	5,910	4,161
FUJITSU LTD ADR OTC	627	769
GALP ENERGIA	1,958	1,393
GENERAL ELECTRIC CO	10,883	12,896
GENERAL MILLS INC	9,410	11,590
GENESEE	533	376
GENTHERM INC	450	995
GILEAD SCIENCES INC	4,425	3,744
GLAXOSMITHKLINE PLC	7,465	6,375
GOLDMAN SACHS GROUP	11,864	12,436
GREAT WALL MOTOR	1,531	1,288
GREENHILL & COMPANY INC	513	372
GRUPO FIN STANTANDER	1,640	1,344
HAEMONETICS CP	1,021	806
HARMAN INTERNATIONAL INDUSTRIE	3,418	2,826

Name of Stock	End of Year Book Value	End of Year Fair Market Value
HD SUPPLY HLDGS INC	4,691	5,075
HDFC BANK LTD	1,735	1,786
HELLA KGAA HUECK & CO EUR	1,690	1,547
HENRY SCHEIN INC	2,096	4,588
HFF INC	501	559
HIBBETT SPORTS, INC	564	454
HITACHI LTD	1,357	1,134
HOME DEPOT INC	1,135	1,587
HONDA MOTOR CO LTD	4,483	4,119
HONEYWELL INTL	8,773	9,943
HORACE MANN EDUCATOR	746	697
HUB GROUP, INC	964	857
HUBBELL CLASS B	2,880	2,627
ILLINOIS TOOL WORKS	4,177	4,541
ILLUMINA INC	4,638	4,607
INCITEC PIVOT LIMITED	1,147	1,360
INCYTE CORPORATION	2,652	2,928
INDEPENDENT BANK CORP	482	930
INFINEON TECH ADS	4,626	6,138
INFINITY PROPERTY AND CASUALTY	713	740
ING GROUP N V SPONSORED ADR	4,182	4,213
INTEL CORP	3,452	3,996
INTERDIGITAL COMMUNICATIONS CO	656	785
INTERNATIONAL BUSINESS MACHINE	2,939	2,202
INTERVAL LEISURE GROUP, INC	846	593
INTESA SANPAOLO SPA	1,286	1,499
INTL CONSOLIDATED AIRLINES GRO	4,313	4,923
INVESCO PLC	6,579	6,060
IPG PHOTONICS CORP	979	1,337
ISHARES MSCI-JAPAN	1,710	1,612

Name of Stock	End of Year Book Value	End of Year Fair Market Value
JAPAN AIRLINES	5,323	5,778
JAPAN TOBACCO INC	3,018	3,717
JOHNSON & JOHNSON	15,006	18,079
JOHNSON CONTROLS INC	2,682	2,488
JP MORGAN CHASE	15,829	22,384
JSR CORP	3,118	2,816
JTEKT CORPORATION	2,642	2,573
JUST EAT PLC	2,191	2,474
KEYCORP	3,013	2,902
KONINKLIJKE DSM NV ADR	2,704	2,195
KOOKMIN BANK	1,551	1,421
KROGER CO	7,041	7,948
L'AIR LIQUIDE ADR OTC	1,803	1,772
LAKELAND FINANCIAL CORPORATION	337	373
LEG IMMOBILIEN AG EUR	2,972	3,594
LIBERTY GLOBAL PLC - SERIES C	3,313	3,384
LINCOLN ELECTRIC HOLDING INC	808	726
LINDSAY CORP	706	724
LIXIL GROUP CORPORATION	1,096	1,161
LPL FINANCIAL HOLDINGS INC	492	512
MAGNA INTERNATIONAL INC	3,125	2,271
MAN WAH HOLDINGS LTD HKD	1,674	2,352
MARKETAXESS HOLDINGS, INC	399	893
MASIMO CORPORATION	1,103	1,287
MCKESSON CORP	4,454	4,142
MEDTRONIC PLC	12,350	12,538
MERCK & CO INC	7,904	7,025
MERIDIAN BIOSCIENCE INC	988	1,005
MERLIN ENTERTAINMENTS PLC	1,342	1,497
METLIFE INC	5,590	5,882

Name of Stock	End of Year Book Value	End of Year Fair Market Value
MICHAEL KORS HOLDINGS LIMITED	2,260	2,083
MICROSOFT CORP	10,990	13,537
MIDDLEBY CORPORATION	4,094	3,775
MILLER HERMAN INC	794	775
MINERAL TECH INC	806	825
MITSUBISHI TOKYO FIN	5,566	5,859
MOLSON COOR BREW CO	2,264	2,818
MONSANTO CO	4,143	3,941
MUENCHENER RUECKVERS	2,742	2,879
N J RESOURCES CP	528	824
NASDAQ OMX GROUP	3,570	5,119
NATIONAL AUSTRALIA BK LTD	567	479
NATL HEALTH INVESTOR	770	791
NATURAL GAS SVCS GROUP	485	580
NESTLE S.A	7,754	8,707
NETGEAR INC	794	754
NEXT GROUP PLC	1,848	1,813
NEXTERA ENERGY, INC	5,740	6,337
NIC INC	763	787
NIKE INC	7,982	10,625
NINTENDO CO LTD ADR UNSPON	1,415	1,428
NIPPON TELEPHONE ADR	4,548	5,762
NIPPON YUSEN KABUSHIKI KAISHA	1,814	1,570
NOKIAN TYRES OYJ ADR	686	796
NOMURA HOLDINGS ADR	2,788	2,387
NORTHROP GRUMMAN CORP	6,319	7,552
NOVARTIS AG ADR	9,426	9,378
NXP SEMICONDUCTORS	10,185	9,689
OCCIDENTAL PETROLEUM CORP	14,852	11,967
OCEANERING INTL INC	501	488

Name of Stock	End of Year Book Value	End of Year Fair Market Value
ONE GAS INC	1,261	1,656
ORACLE CORP	6,483	5,735
ORIX CORP ADS	2,009	2,037
OWENS AND MINOR INC	1,529	1,583
PALO ALTO NETWORKS INC	5,327	7,750
PENTAIR INC.	1,450	1,139
PETROLEO BRASILEIRO SP PREF AD	1,293	493
PEUGEOT	3,400	3,254
PFIZER INC	4,650	6,165
PG & E CORP	3,756	3,723
PHILIP MORRIS INTL	9,817	10,813
PIONEER NAT RES CO	5,397	5,266
PLANTRONICS INC	950	1,423
PNC FINANCIAL GROUP INC	6,151	6,767
POLYCOM, INC	753	856
POST PROPERTIES INC	2,075	2,130
POWER INTEGRATIONS, INC	717	973
PPG INDUSTRIES INC	14,594	13,242
PRICELINE.COM INCORPORATED	5,055	5,100
PRUDENTIAL FINCL INC	2,072	2,605
PRUDENTIAL PLC SC	7,160	7,078
QUAKER CHEMICAL CORP	396	850
QUESTAR CP	1,324	1,110
RANGE RESOURCES CORP DEL	3,668	2,043
RECRUIT HOLDINGS CO LTD	3,236	3,027
REGENERON PHARMACEUTICALS, INC	5,516	5,429
RELX PLC	2,188	2,407
RESTORATION HARDWARE	3,549	3,416
REYNOLDS AMERICAN INC	5,318	5,723
ROCHE HOLDING LTD	7,004	9,617

Name of Stock	End of Year Book Value	End of Year Fair Market Value
ROCKWELL AUTOMATION INC	1,356	1,334
ROCKWELL COLLINS INC	4,705	4,707
ROYAL CARRIBEAN CRUISE	2,784	3,542
ROYAL DUTCH SHELL	7,818	6,456
RPC INC	607	502
SAFRAN SA - UNSPON ADR	1,636	2,034
SALESFORCE	10,895	11,995
SALLY BEAUTY HLDG	1,026	1,227
SANDERSON FARMS INC	487	543
SANOFI-AVENTIS SPONSORED ADR	2,453	2,175
SAP AKTIENGESELL ADS	1,701	1,740
SCHLUMBERGER LTD	20,436	18,065
SEMPRA ENERGY	5,722	5,829
SHERWIN-WILLIAMS CO	9,606	11,163
SHIRE PLC	4,427	4,305
SIGNET GROUP PLC SPONS ADR NAS	2,722	2,474
SILGAN HOLDINGS, INC	858	860
SKYLARK CO LTD ORD JPY	1,074	1,304
SOFTBANK CP UNSP ADR	3,631	2,922
SOTHEBYS	608	386
STANLEY BLACK & DECKER INC	3,971	3,949
STANLEY ELEC CO LTD ORD JPY	2,339	2,221
STARBUCKS CORP	11,484	17,289
STARWOOD HOTELS & RESORTS	4,685	4,434
STATE STREET CORPORATION	2,457	2,588
SUMITOMO ELECTRIC INDUSTRIES L	2,972	2,938
SUMITOMO MITSUI FINCL GRP	1,393	1,480
SUNTORY BEVERAGE & FOOD LTD AD	2,087	2,622
SYNAPTICS INC	873	1,044
SYNCHRONY FINANCIAL	3,980	3,862

Name of Stock	End of Year Book Value	End of Year Fair Market Value
SYNGENTA AG ADS	3,205	3,543
SYNTEL INC	1,229	1,493
TAIWAN SEMICONDUCTOR MFG CO LT	840	796
TANGER FACTORY OUTLT CENREIT	1,644	1,472
TARGET CORPORATION	6,473	7,043
TEAM HEALTH HOLDINGSINC	5,157	3,862
TEAM, INC	531	607
TECH DATA CORP	1,049	929
TECHNOPRO HLDGS INC JPY	3,134	2,955
TELEFONICA BRASIL, S.A	1,374	849
TELEFONICA DEUTSCHLA	2,177	2,080
TENNANT CO	1,395	1,294
TENNECO INC	1,042	918
TERADATA CORPORATION	919	925
TESLA MOTORS INC	3,127	3,120
TEVA PHARMACEUTICAL INDUSTRIES	3,920	4,267
TEXAS CAPITAL BANCSHARES, INC	671	741
TEXAS INSTRUMENTS INC	4,369	4,878
TEXAS ROADHOUSE, INC	867	1,109
THE ENSIGN GROUP, INC	938	950
THE HAIN CELESTIAL GROUP, INC	2,824	2,747
THERMO FISHER SCIENTIFIC INC	6,735	10,922
TIME WARNER INC	4,715	4,074
TOKYO ELECTRON LTD	3,174	3,425
TOMPKINS FINANCIAL CORPORATION	458	505
TORO CO	822	877
TOTAL FINA ELF S.A	5,093	3,686
TOYOTA MTR CORP	2,973	4,183
TRAVELERS COMPANIES INC	6,411	9,142
TRUSTMARK CORPORATION	665	576

Name of Stock	End of Year Book Value	End of Year Fair Market Value
TUMI HOLDINGS INC	806	632
TUPPERWARE CORP	813	612
TYCO INTERNATIONAL LTD	1,355	1,084
U.S. PHYSICAL THERAPY INC	883	1,020
UBIQUITI NETWORKS, INC	597	634
UMB FINANCIAL CORPORATION	895	931
UNIFIRST CP	1,614	1,563
UNION PACIFIC	1,674	1,564
UNITED NATURAL FOODS, INC	975	748
UNITED RENTALS INC	3,146	3,700
UNITED TECHNOLOGIES CORP	15,551	15,179
UNITEDHEALTH GROUP INC	7,121	8,470
UNUM CORP	1,646	1,498
URBAN OUTFITTERS, INC	476	364
US BANCORP	2,576	2,475
USD FIRST NBC BANK HOLDING	561	823
V F CORP	4,171	4,856
VALEO SA SPONS ADR	1,765	3,019
VALMONT INDUSTRIES INC	1,107	954
VERIZON COMMUNICATIONS	12,058	11,416
VISA INC	12,909	17,681
VITAMIN SHOPPE INC	1,009	687
VIVENDI SA	5,397	4,654
VODAFONE GROUP PLC	11,831	8,742
WALGREENS BOOTS ALLIANCE	1,567	3,321
WALT DISNEY HOLDINGS CO	11,041	15,132
WATTS WATER TECHNOLOGIES INC	640	795
WELLS FARGO & CO	19,216	22,179
WEST PHARMA SVCS INC	509	964
WEX INC	844	1,326

Name of Stock	End of Year Book Value	End of Year Fair Market Value
WOLSELEY PLC ADR	2,080	2,180
WOLTERS KLUWER S/ADR	3,410	4,256
WOLVERINE WORLDWIDE	628	451
XL GROUP PLC	5,149	5,407
ZIMMER BIOMET HOLDINGS	2,392	2,360
ZOETIS INC	5,524	5,271

TY 2015 Investments Government Obligations Schedule

Name: Steve and Diane Parrish Foundation

EIN: 26-1116145

**US Government Securities - End of
Year Book Value:**

495,043

**US Government Securities - End of
Year Fair Market Value:**

484,319

**State & Local Government
Securities - End of Year Book
Value:**

**State & Local Government
Securities - End of Year Fair
Market Value:**

TY 2015 Other Expenses Schedule

Name: Steve and Diane Parrish Foundation

EIN: 26-1116145

Description	Revenue and Expenses per Books	Net Investment Income	Adjusted Net Income	Disbursements for Charitable Purposes
Administrative Fees	15,613			15,613
Bank Charges	507	507		

TY 2015 Other Professional Fees Schedule

Name: Steve and Diane Parrish Foundation

EIN: 26-1116145

Category	Amount	Net Investment Income	Adjusted Net Income	Disbursements for Charitable Purposes
Investment Management Services	26,227	26,227		

TY 2015 Taxes Schedule**Name:** Steve and Diane Parrish Foundation**EIN:** 26-1116145

Category	Amount	Net Investment Income	Adjusted Net Income	Disbursements for Charitable Purposes
990-PF Estimated Tax for 2015	2,300			
990-PF Excise Tax for 2014	3,260			
Foreign Tax Paid	1,349	1,349		