



See a Social Security Number? Say Something!
Report Privacy Problems to <https://public.resource.org/privacy>
Or call the IRS Identity Theft Hotline at 1-800-908-4490



Form 990-PF

Department of the Treasury
Internal Revenue Service

Return of Private Foundation

or Section 4947(a)(1) Trust Treated as Private Foundation

Do not enter social security numbers on this form as it may be made public.

Information about Form 990-PF and its instructions is at www.irs.gov/form990pf.

OMB No 1545-0052

2015

Open to Public Inspection

For calendar year 2015, or tax year beginning 01-01-2015, and ending 12-31-2015

Name of foundation HAYSWOOD FOUNDATION INC		A Employer identification number 23-7345996	
Number and street (or P O box number if mail is not delivered to street address) 1 WEST MCDONALD PARKWAY		B Telephone number (see instructions) (606) 563-9333	
City or town, state or province, country, and ZIP or foreign postal code MAYSVILLE, KY 41056		C If exemption application is pending, check here <input type="checkbox"/>	
G Check all that apply <input type="checkbox"/> Initial return <input type="checkbox"/> Final return <input type="checkbox"/> Address change		D 1. Foreign organizations, check here <input type="checkbox"/> 2. Foreign organizations meeting the 85% test, check here and attach computation <input type="checkbox"/> E If private foundation status was terminated under section 507(b)(1)(A), check here <input type="checkbox"/> F If the foundation is in a 60-month termination under section 507(b)(1)(B), check here <input type="checkbox"/>	
H Check type of organization <input checked="" type="checkbox"/> Section 501(c)(3) exempt private foundation <input type="checkbox"/> Section 4947(a)(1) nonexempt charitable trust <input type="checkbox"/> Other taxable private foundation			
I Fair market value of all assets at end of year (from Part II, col. (c), line 16) \$ 9,128,095		J Accounting method <input type="checkbox"/> Cash <input checked="" type="checkbox"/> Accrual <input type="checkbox"/> Other (specify) _____ (Part I, column (d) must be on cash basis.)	

Part I Analysis of Revenue and Expenses (The total of amounts in columns (b), (c), and (d) may not necessarily equal the amounts in column (a) (see instructions))		Revenue and expenses per books (a)	Net investment income (b)	Adjusted net income (c)	Disbursements for charitable purposes (d) (cash basis only)
Revenue	1 Contributions, gifts, grants, etc , received (attach schedule)	55,140			
	2 Check <input checked="" type="checkbox"/> if the foundation is not required to attach Sch B				
	3 Interest on savings and temporary cash investments				
	4 Dividends and interest from securities	272,668	272,668	272,668	
	5a Gross rents				
	b Net rental income or (loss) _____				
	6a Net gain or (loss) from sale of assets not on line 10	209,812			
	b Gross sales price for all assets on line 6a 1,408,300				
	7 Capital gain net income (from Part IV, line 2) . . .		209,812		
	8 Net short-term capital gain				
	9 Income modifications				
	10a Gross sales less returns and allowances				
Operating and Administrative Expenses	b Less Cost of goods sold				
	c Gross profit or (loss) (attach schedule)				
	11 Other income (attach schedule)				
	12 Total. Add lines 1 through 11	537,620	482,480	272,668	
	13 Compensation of officers, directors, trustees, etc	29,629		5,926	23,703
	14 Other employee salaries and wages				
	15 Pension plans, employee benefits				
	16a Legal fees (attach schedule).				
	b Accounting fees (attach schedule).	4,600		4,600	
	c Other professional fees (attach schedule)	54,343	54,343		
	17 Interest				
	18 Taxes (attach schedule) (see instructions) . . .	-773		-3,681	2,908
	19 Depreciation (attach schedule) and depletion . .				
	20 Occupancy	12,771		2,554	10,217
	21 Travel, conferences, and meetings.				
	22 Printing and publications				
	23 Other expenses (attach schedule).	5,639		1,128	4,511
	24 Total operating and administrative expenses.				
	Add lines 13 through 23	106,209	54,343	10,527	41,339
	25 Contributions, gifts, grants paid	361,482			361,482
	26 Total expenses and disbursements. Add lines 24 and 25	467,691	54,343	10,527	402,821
	27 Subtract line 26 from line 12				
	a Excess of revenue over expenses and disbursements	69,929			
	b Net investment income (if negative, enter -0-)		428,137		
	c Adjusted net income (if negative, enter -0-) . . .			262,141	

Part II Balance Sheets		Attached schedules and amounts in the description column should be for end-of-year amounts only (See instructions)	Beginning of year	End of year	
			(a) Book Value	(b) Book Value	(c) Fair Market Value
Assets	1	Cash—non-interest-bearing	20	20	20
	2	Savings and temporary cash investments	163,162	94,543	94,543
	3	Accounts receivable ▶ _____ Less allowance for doubtful accounts ▶ _____			
	4	Pledges receivable ▶ _____ Less allowance for doubtful accounts ▶ _____			
	5	Grants receivable			
	6	Receivables due from officers, directors, trustees, and other disqualified persons (attach schedule) (see instructions).			
	7	Other notes and loans receivable (attach schedule) ▶ _____ Less allowance for doubtful accounts ▶ _____			
	8	Inventories for sale or use			
	9	Prepaid expenses and deferred charges			
	10a	Investments—U S and state government obligations (attach schedule)	454,836	202,246	205,181
	b	Investments—corporate stock (attach schedule)	6,785,600	5,784,783	6,871,291
	c	Investments—corporate bonds (attach schedule)	521,225	1,911,724	1,957,060
	11	Investments—land, buildings, and equipment basis ▶ _____ Less accumulated depreciation (attach schedule) ▶ _____			
	12	Investments—mortgage loans.			
	13	Investments—other (attach schedule)			
	14	Land, buildings, and equipment basis ▶ _____ 21,189 Less accumulated depreciation (attach schedule) ▶ 21,189			
15	Other assets (describe ▶ _____)		1		
16	Total assets(to be completed by all filers—see the instructions Also, see page 1, item I)	7,924,843	7,993,317	9,128,095	
Liabilities	17	Accounts payable and accrued expenses	1,778	319	
	18	Grants payable			
	19	Deferred revenue			
	20	Loans from officers, directors, trustees, and other disqualified persons			
	21	Mortgages and other notes payable (attach schedule).			
	22	Other liabilities (describe ▶ _____)			
	23	Total liabilities(add lines 17 through 22)	1,778	319	
Net Assets or Fund Balances	Foundations that follow SFAS 117, check here ▶ <input type="checkbox"/> and complete lines 24 through 26 and lines 30 and 31.				
	24	Unrestricted			
	25	Temporarily restricted			
	26	Permanently restricted			
	Foundations that do not follow SFAS 117, check here ▶ <input checked="" type="checkbox"/> and complete lines 27 through 31.				
	27	Capital stock, trust principal, or current funds			
	28	Paid-in or capital surplus, or land, bldg , and equipment fund			
	29	Retained earnings, accumulated income, endowment, or other funds	7,923,065	7,992,998	
	30	Total net assets or fund balances(see instructions)	7,923,065	7,992,998	
31	Total liabilities and net assets/fund balances(see instructions)	7,924,843	7,993,317		

Part III Analysis of Changes in Net Assets or Fund Balances			
1	Total net assets or fund balances at beginning of year—Part II, column (a), line 30 (must agree with end-of-year figure reported on prior year’s return)	1	7,923,065
2	Enter amount from Part I, line 27a	2	69,929
3	Other increases not included in line 2 (itemize) ▶ _____	3	4
4	Add lines 1, 2, and 3	4	7,992,998
5	Decreases not included in line 2 (itemize) ▶ _____	5	
6	Total net assets or fund balances at end of year (line 4 minus line 5)—Part II, column (b), line 30	6	7,992,998

Part IV

Capital Gains and Losses for Tax on Investment Income

List and describe the kind(s) of property sold (e g , real estate, (a) 2-story brick warehouse, or common stock, 200 shs MLC Co)		How acquired P—Purchase (b) D—Donation	Date acquired (c) (mo , day, yr)	Date sold (d) (mo , day, yr)
1 a	US BANK 00227-01	P	2001-01-01	2015-01-01
b	HILLIARD LYONS 630037018	P	2015-01-01	2015-01-01
c	HILLIARD LYONS 630037018	P	2001-01-01	2015-01-01
d	Capital Gain Dividends			
e				

(e) Gross sales price	Depreciation allowed (f) (or allowable)	Cost or other basis (g) plus expense of sale	Gain or (loss) (h) (e) plus (f) minus (g)
a 509,260		518,027	-8,767
b 194,015		194,091	-76
c 693,381		486,370	207,011
d			11,644
e			

Complete only for assets showing gain in column (h) and owned by the foundation on 12/31/69			Gains (Col (h) gain minus col (k), but not less than -0-) or (l) Losses (from col (h))
(i) F M V as of 12/31/69	Adjusted basis (j) as of 12/31/69	Excess of col (i) (k) over col (j), if any	
a			-8,767
b			-76
c			207,011
d			
e			

2	Capital gain net income or (net capital loss)	<div><div>If gain, also enter in Part I, line 7 If (loss), enter -0- in Part I, line 7</div></div>	2	209,812
3	Net short-term capital gain or (loss) as defined in sections 1222(5) and (6) <div>If gain, also enter in Part I, line 8, column (c) (see instructions) If (loss), enter -0- in Part I, line 8</div>		3	-76

Part V

Qualification Under Section 4940(e) for Reduced Tax on Net Investment Income

(For optional use by domestic private foundations subject to the section 4940(a) tax on net investment income)
If section 4940(d)(2) applies, leave this part blank

Was the foundation liable for the section 4942 tax on the distributable amount of any year in the base period? ☐ Yes ☐ No
If "Yes," the foundation does not qualify under section 4940(e) Do not complete this part

1 Enter the appropriate amount in each column for each year, see instructions before making any entries

(a) Base period years Calendar year (or tax year beginning in)	(b) Adjusted qualifying distributions	(c) Net value of noncharitable-use assets	(d) Distribution ratio (col (b) divided by col (c))
2014			
2013			
2012			
2011			
2010			

2	Total of line 1, column (d).	2	
3	Average distribution ratio for the 5-year base period—divide the total on line 2 by 5, or by the number of years the foundation has been in existence if less than 5 years	3	
4	Enter the net value of noncharitable-use assets for 2015 from Part X, line 5.	4	
5	Multiply line 4 by line 3.	5	
6	Enter 1% of net investment income (1% of Part I, line 27b).	6	
7	Add lines 5 and 6.	7	
8	Enter qualifying distributions from Part XII, line 4.	8	

If line 8 is equal to or greater than line 7, check the box in Part VI, line 1b, and complete that part using a 1% tax rate See
the Part VI instructions

Part VIExcise Tax Based on Investment Income (Section 4940(a), 4940(b), 4940(e), or 4948—see page 18 of the instructions)

1a

Exempt operating foundations described in section 4940(d)(2), check here ☐ and enter "N/A" on line 1
Date of ruling or determination letter _____
(attach copy of letter if necessary—see instructions)

b

Domestic foundations that meet the section 4940(e) requirements in Part V, check here ☐ and enter 1% of Part I, line 27b

c

All other domestic foundations enter 2% of line 27b. Exempt foreign organizations enter 4% of Part I, line 12, col. (b)

2

Tax under section 511 (domestic section 4947(a)(1) trusts and taxable foundations only. Others enter -0-)

3

Add lines 1 and 2.

4

Subtitle A (income) tax (domestic section 4947(a)(1) trusts and taxable foundations only. Others enter -0-)

5

Tax based on investment income. Subtract line 4 from line 3. If zero or less, enter -0-

6

Credits/Payments

a

2015 estimated tax payments and 2014 overpayment credited to 2015

6a

10,000

b

Exempt foreign organizations—tax withheld at source

6b

c

Tax paid with application for extension of time to file (Form 8868).

6c

d

Backup withholding erroneously withheld

6d

7

Total credits and payments. Add lines 6a through 6d.

8

Enter any **penalty** for underpayment of estimated tax. Check here ☒ if Form 2220 is attached

9

Tax due. If the total of lines 5 and 8 is more than line 7, enter **amount owed**

10

Overpayment. If line 7 is more than the total of lines 5 and 8, enter the **amount overpaid**.

11

Enter the amount of line 10 to be **Credited to 2015 estimated tax** 1,437 **Refunded**

1

8,563

2

3

8,563

4

5

8,563

6a

10,000

6b

6c

6d

7

10,000

8

9

10

1,437

11

Part VII-AStatements Regarding Activities

1a

During the tax year, did the foundation attempt to influence any national, state, or local legislation or did it participate or intervene in any political campaign?

b

Did it spend more than \$100 during the year (either directly or indirectly) for political purposes (see Instructions for definition)?
If the answer is "Yes" to 1a or 1b, attach a detailed description of the activities and copies of any materials published or distributed by the foundation in connection with the activities.

c

Did the foundation file **Form 1120-POL** for this year?

d

Enter the amount (if any) of tax on political expenditures (section 4955) imposed during the year:
(1) On the foundation \$ _____ **(2)** On foundation managers \$ _____

e

Enter the reimbursement (if any) paid by the foundation during the year for political expenditure tax imposed on foundation managers \$ _____

2

Has the foundation engaged in any activities that have not previously been reported to the IRS?
If "Yes," attach a detailed description of the activities.

3

Has the foundation made any changes, not previously reported to the IRS, in its governing instrument, articles of incorporation, or bylaws, or other similar instruments? *If "Yes," attach a conformed copy of the changes*

4a

Did the foundation have unrelated business gross income of \$1,000 or more during the year?

b

If "Yes," has it filed a tax return on **Form 990-T** for this year?

5

Was there a liquidation, termination, dissolution, or substantial contraction during the year?
If "Yes," attach the statement required by General Instruction T.

6

Are the requirements of section 508(e) (relating to sections 4941 through 4945) satisfied either:
• By language in the governing instrument, or
• By state legislation that effectively amends the governing instrument so that no mandatory directions that conflict with the state law remain in the governing instrument?

7

Did the foundation have at least \$5,000 in assets at any time during the year? *If "Yes," complete Part II, col. (c), and Part XV.*

8a

Enter the states to which the foundation reports or with which it is registered (see instructions)
 KY _____

b

If the answer is "Yes" to line 7, has the foundation furnished a copy of Form 990-PF to the Attorney General (or designate) of each state as required by General Instruction G? *If "No," attach explanation.*

9

Is the foundation claiming status as a private operating foundation within the meaning of section 4942(j)(3) or 4942(j)(5) for calendar year 2015 or the taxable year beginning in 2015 (see instructions for Part XIV)?
If "Yes," complete Part XIV

10

Did any persons become substantial contributors during the tax year? *If "Yes," attach a schedule listing their names and addresses.*

Yes

No

1a

No

1b

No

1c

No

2

No

3

No

4a

No

4b

No

5

No

6

Yes

7

Yes

8b

Yes

9

No

10

No

Part VII-A

Statements Regarding Activities *(continued)*

11	At any time during the year, did the foundation, directly or indirectly, own a controlled entity within the meaning of section 512(b)(13)? If "Yes," attach schedule (see instructions).	11		No
12	Did the foundation make a distribution to a donor advised fund over which the foundation or a disqualified person had advisory privileges? If "Yes," attach statement (see instructions)	12		No
13	Did the foundation comply with the public inspection requirements for its annual returns and exemption application? Website address ▶N/A	13	Yes	
14	The books are in care of ▶ANDERSON JONES CPAs PSC Located at ▶1 WEST MCDONALD PKWY MAYSVILLE KY MAYSVILLE KY Telephone no ▶(606) 564-6260 ZIP+4 ▶41056			
15	Section 4947(a)(1) nonexempt charitable trusts filing Form 990-PF in lieu of Form 1041 —Check here ▶ <input type="checkbox"/> and enter the amount of tax-exempt interest received or accrued during the year ▶	15		
16	At any time during calendar year 2015, did the foundation have an interest in or a signature or other authority over a bank, securities, or other financial account in a foreign country? See instructions for exceptions and filing requirements for FinCEN Form 114, Report of Foreign Bank and Financial Accounts (FBAR) If "Yes", enter the name of the foreign country ▶	16	Yes	No

Part VII-B

Statements Regarding Activities for Which Form 4720 May Be Required

File Form 4720 if any item is checked in the "Yes" column, unless an exception applies.			Yes	No
1a	During the year did the foundation (either directly or indirectly)			
	(1) Engage in the sale or exchange, or leasing of property with a disqualified person? <input type="checkbox"/> Yes <input checked="" type="checkbox"/> No			
	(2) Borrow money from, lend money to, or otherwise extend credit to (or accept it from) a disqualified person? <input type="checkbox"/> Yes <input checked="" type="checkbox"/> No			
	(3) Furnish goods, services, or facilities to (or accept them from) a disqualified person? <input type="checkbox"/> Yes <input checked="" type="checkbox"/> No			
	(4) Pay compensation to, or pay or reimburse the expenses of, a disqualified person? <input type="checkbox"/> Yes <input checked="" type="checkbox"/> No			
	(5) Transfer any income or assets to a disqualified person (or make any of either available for the benefit or use of a disqualified person)? <input type="checkbox"/> Yes <input checked="" type="checkbox"/> No			
	(6) Agree to pay money or property to a government official? (Exception. Check "No" if the foundation agreed to make a grant to or to employ the official for a period after termination of government service, if terminating within 90 days). <input type="checkbox"/> Yes <input checked="" type="checkbox"/> No			
b	If any answer is "Yes" to 1a(1)–(6), did any of the acts fail to qualify under the exceptions described in Regulations section 53.4941(d)-3 or in a current notice regarding disaster assistance (see instructions)? <input type="checkbox"/> Organizations relying on a current notice regarding disaster assistance check here. ▶ <input type="checkbox"/>	1b		No
c	Did the foundation engage in a prior year in any of the acts described in 1a, other than excepted acts, that were not corrected before the first day of the tax year beginning in 2015?	1c		No
2	Taxes on failure to distribute income (section 4942) (does not apply for years the foundation was a private operating foundation defined in section 4942(j)(3) or 4942(j)(5))			
a	At the end of tax year 2015, did the foundation have any undistributed income (lines 6d and 6e, Part XIII) for tax year(s) beginning before 2015? <input type="checkbox"/> Yes <input checked="" type="checkbox"/> No If "Yes," list the years ▶ 20____, 20____, 20____, 20____			
b	Are there any years listed in 2a for which the foundation is not applying the provisions of section 4942(a)(2) (relating to incorrect valuation of assets) to the year's undistributed income? (If applying section 4942(a)(2) to all years listed, answer "No" and attach statement—see instructions).	2b		No
c	If the provisions of section 4942(a)(2) are being applied to any of the years listed in 2a, list the years here ▶ 20____, 20____, 20____, 20____			
3a	Did the foundation hold more than a 2% direct or indirect interest in any business enterprise at any time during the year? <input type="checkbox"/> Yes <input checked="" type="checkbox"/> No			
b	If "Yes," did it have excess business holdings in 2015 as a result of (1) any purchase by the foundation or disqualified persons after May 26, 1969, (2) the lapse of the 5-year period (or longer period approved by the Commissioner under section 4943(c)(7)) to dispose of holdings acquired by gift or bequest, or (3) the lapse of the 10-, 15-, or 20-year first phase holding period? (<i>Use Schedule C, Form 4720, to determine if the foundation had excess business holdings in 2015.</i>)	3b		No
4a	Did the foundation invest during the year any amount in a manner that would jeopardize its charitable purposes?	4a		No
b	Did the foundation make any investment in a prior year (but after December 31, 1969) that could jeopardize its charitable purpose that had not been removed from jeopardy before the first day of the tax year beginning in 2015?	4b		No

Part VII-B

Statements Regarding Activities for Which Form 4720 May Be Required (Continued)

5a

During the year did the foundation pay or incur any amount to

(1) Carry on propaganda, or otherwise attempt to influence legislation (section 4945(e))?

☐ Yes

☒ No

(2) Influence the outcome of any specific public election (see section 4955), or to carry on, directly or indirectly, any voter registration drive?

☐ Yes

☒ No

(3) Provide a grant to an individual for travel, study, or other similar purposes?

☐ Yes

☒ No

(4) Provide a grant to an organization other than a charitable, etc , organization described in section 4945(d)(4)(A)? (see instructions).

☐ Yes

☒ No

(5) Provide for any purpose other than religious, charitable, scientific, literary, or educational purposes, or for the prevention of cruelty to children or animals?

☐ Yes

☒ No

b

If any answer is "Yes" to 5a(1)–(5), did **any** of the transactions fail to qualify under the exceptions described in Regulations section 53.4945 or in a current notice regarding disaster assistance (see instructions)?

5b

No

Organizations relying on a current notice regarding disaster assistance check here.

c

If the answer is "Yes" to question 5a(4), does the foundation claim exemption from the tax because it maintained expenditure responsibility for the grant?

☐ Yes

☒ No

If "Yes," attach the statement required by Regulations section 53.4945–5(d).

6a

Did the foundation, during the year, receive any funds, directly or indirectly, to pay premiums on a personal benefit contract?

☐ Yes

☒ No

b

Did the foundation, during the year, pay premiums, directly or indirectly, on a personal benefit contract?

6b

No

If "Yes" to 6b, file Form 8870.

7a

At any time during the tax year, was the foundation a party to a prohibited tax shelter transaction?

☐ Yes

☒ No

b

If yes, did the foundation receive any proceeds or have any net income attributable to the transaction?

7b

No

Part VIII

Information About Officers, Directors, Trustees, Foundation Managers, Highly Paid Employees, and Contractors

1

List all officers, directors, trustees, foundation managers and their compensation (see instructions).

(a) Name and address	Title, and average hours per week (b) devoted to position	(c) Compensation (If not paid, enter -0-)	(d) Contributions to employee benefit plans and deferred compensation	Expense account, (e) other allowances
See Additional Data Table				

2

Compensation of five highest-paid employees (other than those included on line 1—see instructions). If none, enter "NONE."

(a) Name and address of each employee paid more than \$50,000	Title, and average hours per week (b) devoted to position	(c) Compensation	Contributions to employee benefit plans and deferred compensation (d)	Expense account, (e) other allowances
NONE				

Total

number of other employees paid over \$50,000.

Part VIII

Information About Officers, Directors, Trustees, Foundation Managers, Highly Paid Employees, and Contractors (continued)

3 Five highest-paid independent contractors for professional services (see instructions). If none, enter "NONE".

(a) Name and address of each person paid more than \$50,000	(b) Type of service	(c) Compensation
NONE		

Total number of others receiving over \$50,000 for professional services. ▶

Part IX-A

Summary of Direct Charitable Activities

List the foundation's four largest direct charitable activities during the tax year. Include relevant statistical information such as the number of organizations and other beneficiaries served, conferences convened, research papers produced, etc.

	Expenses
1 DONATIONS TO LOCAL CHARITIES	225,518
2 SCHOLARSHIPS	135,964
3	
4	

Part IX-B

Summary of Program-Related Investments (see instructions)

Describe the two largest program-related investments made by the foundation during the tax year on lines 1 and 2	Amount
1	
2	
All other program-related investments. See instructions.	
3	
Total. Add lines 1 through 3. ▶	

Part X

Minimum Investment Return

(All domestic foundations must complete this part. Foreign foundations,see instructions.)

1	Fair market value of assets not used (or held for use) directly in carrying out charitable, etc , purposes		
a	Average monthly fair market value of securities.	1a	9,252,588
b	Average of monthly cash balances.	1b	177,483
c	Fair market value of all other assets (see instructions).	1c	0
d	Total (add lines 1a, b, and c).	1d	9,430,071
e	Reduction claimed for blockage or other factors reported on lines 1a and 1c (attach detailed explanation).	1e	0
2	Acquisition indebtedness applicable to line 1 assets.	2	
3	Subtract line 2 from line 1d.	3	9,430,071
4	Cash deemed held for charitable activities Enter 1 1/2% of line 3 (for greater amount, see instructions).	4	141,451
5	Net value of noncharitable-use assets.Subtract line 4 from line 3 Enter here and on Part V, line 4	5	9,288,620
6	Minimum investment return.Enter 5% of line 5.	6	464,431

Part XI

Distributable Amount

(see instructions) (Section 4942(j)(3) and (j)(5) private operating foundations and certain foreign organizations check here ☒ and do not complete this part.)

1	Minimum investment return from Part X, line 6.	1	464,431
2a	Tax on investment income for 2015 from Part VI, line 5.	2a	8,563
b	Income tax for 2015 (This does not include the tax from Part VI).	2b	
c	Add lines 2a and 2b.	2c	8,563
3	Distributable amount before adjustments Subtract line 2c from line 1.	3	455,868
4	Recoveries of amounts treated as qualifying distributions.	4	
5	Add lines 3 and 4.	5	455,868
6	Deduction from distributable amount (see instructions).	6	
7	Distributable amountas adjusted Subtract line 6 from line 5 Enter here and on Part XIII, line 1.	7	455,868

Part XII

Qualifying Distributions (see instructions)

1	Amounts paid (including administrative expenses) to accomplish charitable, etc , purposes		
a	Expenses, contributions, gifts, etc —total from Part I, column (d), line 26.	1a	402,821
b	Program-related investments—total from Part IX-B.	1b	
2	Amounts paid to acquire assets used (or held for use) directly in carrying out charitable, etc , purposes.	2	
3	Amounts set aside for specific charitable projects that satisfy the		
a	Suitability test (prior IRS approval required).	3a	
b	Cash distribution test (attach the required schedule).	3b	
4	Qualifying distributions.Add lines 1a through 3b Enter here and on Part V, line 8, and Part XIII, line 4	4	402,821
5	Foundations that qualify under section 4940(e) for the reduced rate of tax on net investment income Enter 1% of Part I, line 27b (see instructions).	5	
6	Adjusted qualifying distributions.Subtract line 5 from line 4.	6	402,821

Note:The amount on line 6 will be used in Part V, column (b), in subsequent years when calculating whether the foundation qualifies for the section 4940(e) reduction of tax in those years

Part XIII

Undistributed Income (see instructions)

	(a) Corpus	(b) Years prior to 2014	(c) 2014	(d) 2015
1 Distributable amount for 2015 from Part XI, line 7				455,868
2 Undistributed income, if any, as of the end of 2015				
a Enter amount for 2014 only.				
b Total for prior years 20____, 20____, 20____				
3 Excess distributions carryover, if any, to 2015				
a From 2010.				
b From 2011.				
c From 2012.				
d From 2013.				
e From 2014.				7,065
f Total of lines 3a through e.	7,065			
4 Qualifying distributions for 2015 from Part XII, line 4 ▶ \$ 402,821				
a Applied to 2014, but not more than line 2a				
b Applied to undistributed income of prior years (Election required—see instructions).				
c Treated as distributions out of corpus (Election required—see instructions).	0			
d Applied to 2015 distributable amount.				402,821
e Remaining amount distributed out of corpus				
5 Excess distributions carryover applied to 2015 (If an amount appears in column (d), the same amount must be shown in column (a).)	7,065			7,065
6 Enter the net total of each column as indicated below:				
a Corpus Add lines 3f, 4c, and 4e Subtract line 5				
b Prior years' undistributed income Subtract line 4b from line 2b.				
c Enter the amount of prior years' undistributed income for which a notice of deficiency has been issued, or on which the section 4942(a) tax has been previously assessed.				
d Subtract line 6c from line 6b Taxable amount—see instructions.				
e Undistributed income for 2014 Subtract line 4a from line 2a Taxable amount—see instructions.				
f Undistributed income for 2016 Subtract lines 4d and 5 from line 1 This amount must be distributed in 2015.				45,982
7 Amounts treated as distributions out of corpus to satisfy requirements imposed by section 170(b)(1)(F) or 4942(g)(3) (Election may be required - see instructions).				
8 Excess distributions carryover from 2010 not applied on line 5 or line 7 (see instructions).				
9 Excess distributions carryover to 2016. Subtract lines 7 and 8 from line 6a.				
10 Analysis of line 9				
a Excess from 2011.				
b Excess from 2012.				
c Excess from 2013.				
d Excess from 2014.				
e Excess from 2015.				

Part XIV

b Check box to indicate whether the organization is a private operating foundation described in section 4942(j)(3) or 4942(j)(5)

b 85% of line 2a

d Amounts included in line 2c not used directly for active conduct of exempt activities

3 Complete 3a, b, or c for the alternative test relied upon

a "Assets" alternative test—enter

(1) Value of all assets

(2) Value of assets qualifying
under section 4942(j)(3)(B)(i)

b "Endowment" alternative test— enter 2/3 of minimum investment return shown in Part X, line 6 for each year listed. . . .

c "Support" alternative test—enter

(1) Total support other than gross investment income (interest, dividends, rents, payments on securities loans (section 512(a)(5)), or royalties). . . .

(2) Support from general public and 5 or more exempt organizations as provided in section 4942(j)(3)(B)(iii). . . .

(3) Largest amount of support from an exempt organization

(4) Gross investment income

Part XV

1 Information Regarding Foundation Managers:

a List any managers of the foundation who have contributed more than 2% of the total contributions received by the foundation before the close of any tax year (but only if they have contributed more than \$5,000) (See section 507(d)(2))

b List any managers of the foundation who own 10% or more of the stock of a corporation (or an equally large portion of the ownership of a partnership or other entity) of which the foundation has a 10% or greater interest

2 Information Regarding Contribution, Grant, Gift, Loan, Scholarship, etc., Programs:

Check here ☐ if the foundation only makes contributions to preselected charitable organizations and does not accept unsolicited requests for funds. If the foundation makes gifts, grants, etc. (see instructions) to individuals or organizations under other conditions, complete items 2a, b, c, and d.

a The name, address, and telephone number or email address of the person to whom applications should be addressed

See Additional Data Table

b The form in which applications should be submitted and information and materials they should include

See Additional Data Table

c Any submission deadlines

See Additional Data Table

d Any restrictions or limitations on awards, such as by geographical areas, charitable fields, kinds of institutions, or other factors

See Additional Data Table

[illegible]

Part XV

Supplementary Information(continued)

3 Grants and Contributions Paid During the Year or Approved for Future Payment

Recipient	If recipient is an individual, show any relationship to any foundation manager or substantial contributor	Foundation status of recipient	Purpose of grant or contribution	Amount
Name and address (home or business)				
a <i>Paid during the year</i> See Additional Data Table				
Total			3a	361,482
b <i>Approved for future payment</i>				
Total			3b	

Enter gross amounts unless otherwise indicated

Part XVI-B Relationship of Activities to the Accomplishment of Exempt Purposes

Form **990-PF** (2015)

Form 990PF Part VIII Line 1 - List all officers, directors, trustees, foundation managers and their compensation

(a) Name and address	(b) Title, and average hours per week devoted to position	(c) Compensation(If not paid, enter -0-)	(d) Contributions to employee benefit plans and deferred compensation	Expense account, (e) other allowances
JOHN MCDOWELL	Director 0 00	0		
377 EDGEMONT ROAD MAYSVILLE,KY 41056				
MICHAEL CLARKE	Director 0 00	0		
119 SUTTON STREET MAYSVILLE,KY 41056				
JOHN HUTCHINGS	Secretary 0 00	0		
PO BOX 86 MAYSLICK,KY 41055				
KAREN RAVENCRAFT	Treasurer 0 00	0		
3182 MINERVA TUCKAHOE ROAD DOVER,KY 41034				
JOHN G PARKER	Director 0 00	0		
41 HACKETT RIDGE BROOKSVILLE,KY 41004				
WARREN MARKWELL	Director 0 00	0		
220 EDGEMONT ROAD MAYSVILLE,KY 41056				
KIRK TOLLE	Director 0 00	0		
658 HILLCREST ROAD MAYSVILLE,KY 41056				
ANN TOMLIN	Director 0 00	0		
289 SHANNON LANE MAYSVILLE,KY 41056				
DOUGLAS HENDRICKSON	Director 0 00	0		
180 EDGEMONT ROAD MAYSVILLE,KY 41056				
DAVE WALLINGFORD	Director 0 00	0		
938 JERSEY RIDGE ROAD MAYSVILLE,KY 41056				
KATHLEEN LOFTON	Director 0 00	0		
1625 MARTHA ANN DRIVE MAYSVILLE,KY 41056				
CJ HUNTER	Director 0 00	0		
PO BOX 203 WASHINGTON,KY 41096				
ROBERT ROSS	Vice President 0 00	0		
660 BUFFALO TRACE MAYSVILLE,KY 41056				
RONALD RICE	President 0 00	0		
8020 MARSHALL DRIVE MAYSVILLE,KY 41056				
LLOYD SCHILTZ	Executive Direc 25 00	29,629		
ONE W MCDONALD PKWY MAYSVILLE,KY 41056				
DR JOSHUA OWENS	Director 0 00	0		
2303 GLENDALE DRIVE MAYSVILLE,KY 41056				

Form 990PF Part XV Line 2a - 2d - Information Regarding Contribution, Grant, Gift, Loan, Scholarship, etc., Programs:

a The name, address, and telephone number of the person to whom applications should be addressed

HAYSWOOD FOUNDATION
ONE W MCDONALD PKWY
MAYSVILLE, KY 41056
(606) 563-9333

b The form in which applications should be submitted and information and materials they should include

REQUEST BY CALLING THE OFFICE AT (606) 563-9333

c Any submission deadlines

AUGUST 1ST

d Any restrictions or limitations on awards, such as by geographical areas, charitable fields, kinds of institutions, or other factors

GRANTS ARE ONLY AWARDED TO ORGANIZATIONS RECOGNIZED BY THE IRS AS ABLE TO RECEIVE TAX-DEDUCTIBLE CONTRIBUTIONS FROM INDIVIDUALS PREFERENCE IS GIVEN TO THOSE QUALIFYING UNDER SECTION 501(C)(3) GRANTS MAY BE MADE TO NON-PROFIT ORGANIZATIONS IN A SEVEN COUNTY AREA INCLUDING BRACKEN, FLEMING, LEWIS, MASON & ROBERTSON COUNTIES IN KENTUCKY AND ADAMS AND BROWN COUNTIES IN OHIO

a The name, address, and telephone number of the person to whom applications should be addressed

HAYSWOOD FOUNDATION INC
ONE W MCDONALD PKWY SUITE 3A
MAYSVILLE, KY 41056
(606) 563-9333

b The form in which applications should be submitted and information and materials they should include

AVAILABLE BY CONTACTING THE OFFICE AT (606) 563-9333

c Any submission deadlines

APRIL 26TH

d Any restrictions or limitations on awards, such as by geographical areas, charitable fields, kinds of institutions, or other factors

THE SELECTION PROCESS IS BASED ON FINANCIAL NEED, ACADEMICS AND EXTRA-CURRICULAR ACTIVITIES TO BE CONSIDERED, A 2.50 CUMULATIVE GRADE POINT AVERAGE OR BETTER IS REQUIRED

a The name, address, and telephone number of the person to whom applications should be addressed

HAYSWOOD FOUNDATION INC
ONE W MCDONALD PKWY SUITE 3A
MAYSVILLE, KY 41056
(606) 563-9333

b The form in which applications should be submitted and information and materials they should include

REQUEST BY CALLING THE OFFICE AT (606) 563-9333

c Any submission deadlines

APRIL 26TH

d Any restrictions or limitations on awards, such as by geographical areas, charitable fields, kinds of institutions, or other factors

YOU MUST BE UNDER AGE 25 AT THE TIME OF THE INITIAL APPLICATION SCHOLARSHIPS ARE NOT AWARDED FOR POST-GRADUATE STUDIES MUST BE A MEMBER OF THE CURRENT GRADUATING CLASS AT MASON COUNTY HIGH SCHOOL SCHOLARSHIP MAY BE RENEWED FOR UP TO THREE ADDITIONAL YEARS APPLICANTS MUST BE PLANNING TO ATTEND AN ACCREDITED US COLLEGE OR UNIVERSITY AS A FULL-TIME STUDENT SELECTION IS BASED ON ACADEMICS, EXTRA-CURRICULAR ACTIVITIES AND COMMUNITY INVOLVEMENT APPLICANTS MUST HAVE A WEIGHTED CUMMULATIVE GRADE POINT AVERAGE OF 3.5 OR HIGHER AND AN ACT SCORE OF 25 OR HIGHER TO BE CONSIDERED RECIPIENTS IN COLLEGE MUST MAINTAIN A GRADE POINT AVERAGE OF 3.0 OR HIGHER TO RETAIN

a The name, address, and telephone number of the person to whom applications should be addressed

HAYSWOOD FOUNDATION INC
ONE W MCDONALD PKWY SUITE 3A
MAYSVILLE, KY 41056
(606) 563-9333

b The form in which applications should be submitted and information and materials they should include
REQUEST BY CALLING THE OFFICE AT (606) 563-9333

c Any submission deadlines
APRIL 26TH

d Any restrictions or limitations on awards, such as by geographical areas, charitable fields, kinds of institutions, or other factors
APPLICANT OR APPLICANT'S PARENTS MUST HAVE A PRINCIPAL RESIDENCE IN MASON COUNTY THE SELECTION PROCESS IS BASED ON FINANCIAL NEED, ACADEMICS AND EXTRA-CURRICULAR ACTIVITIES TO BE CONSIDERED, HIGH SCHOOL STUDENTS MUST HAVE A 3.0 CUMULATIVE GRADE POINT AVERAGE OR BETTER, COLLEGE APPLICANTS MUST HAVE A 2.50 CUMULATIVE GRADE POINT AVERAGE OR BETTER

a The name, address, and telephone number of the person to whom applications should be addressed

HAYSWOOD FOUNDATION INC
ONE W MCDONALD PKWY SUITE 3A
MAYSVILLE, KY 41056
(606) 563-9333

b The form in which applications should be submitted and information and materials they should include

REQUEST BY CALLING THE OFFICE AT (606) 563-9333

c Any submission deadlines

APRIL 26TH

d Any restrictions or limitations on awards, such as by geographical areas, charitable fields, kinds of institutions, or other factors

APPLICANTS MUST HAVE GRADUATED FROM AN ACCREDITED HIGH SCHOOL IN MASON COUNTY, KY THE SELECTION PROCESS IS BASED ON FINANCIAL NEED, ACADEMICS AND EXTRA-CURRICULAR ACTIVITIES HIGH SCHOOL APPLICANTS MUST HAVE A 3.0 GRADE POINT AVERAGE OR BETTER

a The name, address, and telephone number of the person to whom applications should be addressed

HAYSWOOD FOUNDATION INC
ONE W MCDONALD PKWY SUITE 3A
MAYSVILLE, KY 41056
(606) 563-9333

b The form in which applications should be submitted and information and materials they should include

REQUEST BY CALLING THE OFFICE AT (606) 563-9333

c Any submission deadlines

APRIL 26TH

d Any restrictions or limitations on awards, such as by geographical areas, charitable fields, kinds of institutions, or other factors

TO BE ELIGIBLE, APPLICANTS MUST HAVE GRADUATED FROM ST PATRICK'S OR MASON COUNTY HIGH SCHOOL THE
SELECTION PROCESS IS BASED ON FINANCIAL NEED, ACADEMICS AND EXTRA-CURRICULAR ACTIVITIES HIGH SCHOOL
APPLICANTS MUST HAVE A 2.5 CUMULATIVE GRADE POINT AVERAGE OR BETTER TO BE CONSIDERED

a The name, address, and telephone number of the person to whom applications should be addressed

HAYSWOOD FOUNDTION INC
ONE W MCDONALD PKWY SUITE 3A
MAYSVILLE, KY 41056
(606) 563-9333

b The form in which applications should be submitted and information and materials they should include

REQUEST BY CALLING THE OFFICE AT (606) 563-9333

c Any submission deadlines

APRIL 25TH

d Any restrictions or limitations on awards, such as by geographical areas, charitable fields, kinds of institutions, or other factors

APPLICANT MUST BE A CURRENT OR PAST MEMBER OF THE GRADUATING CLASS OF BRACKEN COUNTY HIGH SCHOOL
FIRST-TIME RECIPIENTS WILL BE SELECTED FROM THE CURRENT HIGH SCHOOL GRADUATING CLASS APPLICANT MUST
BE PLANNING TO ATTEND UNDERGRADUATE COLLEGE OR UNIVERSITY WITHIN KY THE SELECTION PROCESS IS BASED
ON FINANCIAL NEED, ACADEMICS AND EXTRA-CURRICULAR ACTIVITIES

a The name, address, and telephone number of the person to whom applications should be addressed

HAYSWOOD FOUNDATION INC
ONE W MCDONALD PKWY SUITE 3A
MAYSVILLE, KY 41056
(606) 563-9333

b The form in which applications should be submitted and information and materials they should include
REQUEST BY CALLING THE OFFICE AT 606-564-9333

c Any submission deadlines
APRIL 19TH

d Any restrictions or limitations on awards, such as by geographical areas, charitable fields, kinds of institutions, or other factors

INITIALLY THE APPLICANT MUST BE A MEMBER OR THE CURRENT GRADUATING CLASS OF MASON COUNTY HIGH SCHOOL, ST PATRICK'S HIGH SCHOOL, OR RIPLEY-UNION-LEWIS-HUNTINGTON HIGH SCHOOL AFTER INITIAL RECEIPT, THE SCHOLARSHIP MAY BE RENEWED FOR UP TO THREE ADDITIONAL YEARS, FOLLOWING SUBMISSION OF AN APPLICATION FOR CONTINUED RECEIPT APPLICANTS MUST BE PLANNING TO ATTEND AN ACCREDITED COLLEGE OR UNIVERSITY IN THE UNITED STATES THE SELECTION PROCESS IS BASED ON FINANCIAL NEED, ACADEMICS, EXTRA-CURRICULAR AND CO-CURRICULAR ACTIVITIES, AND COMMUNITY SERVICE APPLICANTS MUST HAVE A WEIGHTED CUMMULATIVE GRADE POINT AVERAGE OF 3.0 OR HIGHER MUST MAINTAIN A COLLEGE GPA AVERAGE OF 2.5 OR HIGHER IN ORDER TO RETAIN THE SCHOLARSHIP

Form 990PF Part XV Line 3 - Grants and Contributions Paid During the Year or Approved for Future Payment

Recipient	If recipient is an individual, show any relationship to any foundation manager or substantial contributor	Foundation status of recipient	Purpose of grant or contribution	Amount
Name and address (home or business)				
a <i>Paid during the year</i>				
DOWNING VARIOUS SCHOLARSHIP PROGRAM VARIOUS MAYSVILLE,KY 41056	NONE	STUDENTS	EDUCATION	135,964
LIMESTONE FAMILY YMCA US 68 MAYSVILLE,KY 41056	NONE	501 C 3	COMMUNITY DEVELOPMENT	25,000
MAYSVILLE PLAYERS SECOND STREET MAYSVILLE,KY 41056	NONE	501 C 3	COMMUNITY ACTIVITIES	31,518
OHIO VALLEY ARTIST GUILD ONE W MCDONALD PKWY MAYSVILLE,KY 41056	NONE	501 C 3	COMMUNITY DEVELOPMENT	5,000
MASON CO INTERAGENCY COUNCIL US 68 MAYSVILLE,KY 41056	NONE	501 C 3	COMMUNITY DEVELOPMENT	5,000
TOM BROWNING BOYS AND GIRLS CLUB MAPLE LEAF MAYSVILLE,KY 41056	NONE	501 C 3	YOUTH RECREATION	25,000
CASA PROGRAM PO BOX 631 MAYSVILLE,KY 41056	NONE	501 C 3	PROTECTION OF YOUTH	10,000
MAYSVILLE INITIATIVES 600 CLARK ST MAYSVILLE,KY 41056	NONE	501 C 3	COMMUNITY DEVELOPMENT	20,000
LICKING VALLEY COLLEGE US HWY 68 MAYSVILLE,KY 41056	NONE	501 C 3	EDUCATION	10,000
ST AUGUSTINE SCHOOL 110 E 3RD STREET MAYSVILLE,KY 41056	NONE	501 C 3	EDUCATION	10,000
LIMESTONE MINISTRIES 107 E 3RD ST MAYSVILLE,KY 41056	NONE	501 C 3	COMMUNITY DEVELOPMENT	10,000
CITY OF MAYSVILLE 216 BRIDGE STREET MAYSVILLE,KY 41056	NONE	501 C 3	COMMUNITY DEVELOPMENT	2,000
CANCER FIGHTERS UNITED 4209 US 62 MAYSVILLE,KY 41056	NONE	501C3	COMMUNITY HEALTH/WELFARE	1,500
BUFFALO TRACE CHILDRENS ADVOCACY 224 LIMESTONE STREET MAYSVILLE,KY 41056	NONE	501C3	PROTECTION OF YOUTH	6,000
ST PATRICK SCHOOL 318 LIMESTONE STREET MAYSVILLE,KY 41056	NONE	501C3	EDUCATION	10,000
Total			3a	361,482

Form 990PF Part XV Line 3 - Grants and Contributions Paid During the Year or Approved for Future Payment

Recipient	If recipient is an individual, show any relationship to any foundation manager or substantial contributor	Foundation status of recipient	Purpose of grant or contribution	Amount
Name and address (home or business)				
a <i>Paid during the year</i>				
WOMENS CRISIS CENTER 111 E 3RD STREET MAYSVILLE,KY 41056	NONE	501C3	COMMUNITY HEALTH/WELFARE	7,000
KY GATEWAY MUSEUM CENTER SUTTON STREET MAYSVILLE,KY 41056	NONE	501C3	EDUCATION	10,000
AMERICAN RED CROSS 103 E 2ND STREET MAYSVILLE,KY 41056	NONE	501C3	COMMUNITY HEALTH/WELFARE	5,000
ABERDEEN CONCERNED CITIZENS COMMITT MAIN ST ABERDEEN,OH 45101	NONE	501C3	COMMUNITY DEVELOPMENT	5,000
WALD PARK INC MAYSVILLE MAYSVILLE,KY 41056	NONE		Community Development	10,000
AUGUSTA ART GUILD AUGUSTA AUGUSTA,KY 41002	NONE		Community Development	5,000
ROBERTSON CO EDUCATION FOUNDATION 1762 SARDIS ROAD MOUNT OLIVET,KY 41064	NONE		EDUCATION	3,000
JOHN P PARKER HISTORICAL MAYSVILLE MAYSVILLE,KY 41056	NONE		COMMUNITY DEVELOPMENT	3,000
BROWN CO INSTITUTE FOR THE MAYSVILLE MAYSVILLE,KY 41056	NONE		Community Development	2,500
PREGNANCY RESOURCE CENTER MAYSVILLE MAYSVILLE,KY 41056	NONE		COMMUNITY HEALTH/WELFARE	4,000
Total				361,482

TY 2015 Accounting Fees Schedule

Name: HAYSWOOD FOUNDATION INC

EIN: 23-7345996

Software ID: 15000324

Software Version: 2015v2.0

Category	Amount	Net Investment Income	Adjusted Net Income	Disbursements for Charitable Purposes
PROFESSIONAL SERVICES	4,600	0	4,600	0

**TY 2015 Land, Etc.
Schedule**

Name: HAYSWOOD FOUNDATION INC

EIN: 23-7345996

Software ID: 15000324

Software Version: 2015v2.0

Category / Item	Cost / Other Basis	Accumulated Depreciation	Book Value	End of Year Fair Market Value
Machinery and Equipment	21,189	21,189		

TY 2015 Other Expenses Schedule**Name:** HAYSWOOD FOUNDATION INC**EIN:** 23-7345996**Software ID:** 15000324**Software Version:** 2015v2.0

Description	Revenue and Expenses per Books	Net Investment Income	Adjusted Net Income	Disbursements for Charitable Purposes
COPIER MAINTENANCE	382		76	305
INSURANCE	2,993		599	2,394
INTERNET ACCESS	539		108	432
MEETING EXPENSE	834		167	667
MISC EXPENSES	51		10	41
SUPPLIES	840		168	672

TY 2015 Other Increases Schedule

Name: HAYSWOOD FOUNDATION INC

EIN: 23-7345996

Software ID: 15000324

Software Version: 2015v2.0

Description	Amount
ROUNDING	4

TY 2015 Other Professional Fees Schedule**Name:** HAYSWOOD FOUNDATION INC**EIN:** 23-7345996**Software ID:** 15000324**Software Version:** 2015v2.0

Category	Amount	Net Investment Income	Adjusted Net Income	Disbursements for Charitable Purposes
INVESTMENT FEE-HILLIARD LYONS	25,174	25,174	0	0
INVESTMENT FEES-US BANK	29,169	29,169	0	0

TY 2015 Taxes Schedule**Name:** HAYSWOOD FOUNDATION INC**EIN:** 23-7345996**Software ID:** 15000324**Software Version:** 2015v2.0

Category	Amount	Net Investment Income	Adjusted Net Income	Disbursements for Charitable Purposes
FEDERAL INCOME TAX	4,409		-4,409	
PAYROLL TAXES	2,267		454	1,813
TAX AND LICENSE	1,369		274	1,095



HAYSWOOD FOUNDATION AGENCY
ACCOUNT NUMBER: 4508-3525

Page 5 of 59
January 1, 2015 to December 31, 2015

PORTFOLIO DETAIL

Security Description	Quantity	Market Price	Market Value	Cost Basis	Unrealized Gain/Loss	Percent of Total Portfolio	Estimated Current Yield	Estimated Annual Income
Cash and Cash Equivalents								
Cash								
Principal Cash			-1,398,161.40	-1,398,161.40		-24.4		
Income Cash			1,398,161.40	1,398,161.40		24.4		
Total Cash			\$0.00	\$0.00	\$0.00	0.0%		\$0.00
Taxable Cash Equivalents								
First Amer Treasury Oblig Cl Y - 31846V807	50,546.630	1.0000	50,546.63	50,546.63	0.00	0.9	0.00	0.00
Total Taxable Cash Equivalents			\$50,546.63	\$50,546.63	\$0.00	0.9%		\$0.00
Total Cash and Cash Equivalents			\$50,546.63	\$50,546.63	\$0.00	0.9%		\$0.00
Equity								
U.S. Equity								
Abbott Laboratories - ABT	2,300.000	44.9100	103,293.00	88,320.00	14,973.00	1.8	2.32	2,392.00
Altria Group Inc - MO	3,000.000	58.2100	174,630.00	114,832.20	59,797.80	3.0	3.88	6,780.00
American Electric Power - AEP	2,500.000	58.2700	145,675.00	116,061.00	29,614.00	2.5	3.84	5,600.00
Amgen Inc - AMGN	750.000	162.3300	121,747.50	85,619.03	36,128.47	2.1	2.46	3,000.00
Apple Inc - AAPL	2,100.000	105.2600	221,046.00	169,692.84	51,353.16	3.9	1.98	4,368.00
AT&T Inc - T	2,500.000	34.4100	86,025.00	87,825.00	-1,800.00	1.5	5.58	4,800.00
Chevron Corporation - CVX	1,200.000	89.9600	107,952.00	149,567.28	-41,615.28	1.9	4.76	5,136.00



HAYSWOOD FOUNDATION AGENCY
ACCOUNT NUMBER: 4508-3525

Page 6 of 59
January 1, 2015 to December 31, 2015

PORTFOLIO DETAIL (continued)

Security Description	Quantity	Market Price	Market Value	Cost Basis	Unrealized Gain/Loss	Percent of Total Portfolio	Estimated Current Yield	Estimated Annual Income
Cincinnati Finl Corp - CINF	2,250 000	59 1700	133,132 50	118,183 05	14,949 45	2 3	3 11	4,140 00
Cisco Systems Inc - CSCO	5,250 000	27 1550	142,563 75	114,922 50	27,641 25	2 5	3 09	4,410 00
Coca Cola Company - KO	1,100 000	42 9600	47,256 00	44,484 00	2,772 00	0 8	3 07	1,452 00
Conocophillips - COP	1,700 000	46 6900	79,373 00	119,788 97	-40,415 97	1 4	6 34	5,032 00
Deere Co - DE	650 000	76 2700	49,575 50	59,503 73	-9,928 23	0 9	3 15	1,560 00
Dow Chem Co - DOW	1,350 000	51 4800	69,498 00	60,624 32	8,873 68	1 2	3 57	2,484 00
General Electric Co - GE	4,250 000	31 1500	132,387 50	118,787 08	13,600 42	2 3	2 95	3,910 00
Intel Corp - INTC	6,750 000	34 4500	232,537 50	173,407 50	59,130 00	4 1	2 79	6,480 00
International Business Machines Corp - IBM	650 000	137 6200	89,453 00	120,124 23	-30,671 23	1 6	3 78	3,380 00
International Paper Co - IP	1,200 000	37 7000	45,240 00	58,224 22	-12,984 22	0 8	4 67	2,112 00
J P Morgan Chase Co - JPM	3,000 000	66 0300	198,090 00	174,331 50	23,758 50	3 5	2 66	5,280 00
Johnson Johnson - JNJ	1,900 000	102 7200	195,168 00	175,433 46	19,734 54	3 4	2 92	5,700 00
McDonalds Corp - MCD	1,200 000	118 1400	141,768 00	116,197 44	25,570 56	2 5	3 01	4,272 00
Merck and Co Inc - MRK	2,300 000	52 8200	121,486 00	114,341 51	7,144 49	2 1	3 48	4,232 00
Microsoft Corp - MSFT	3,250 000	55 4800	180,310 00	121,812 28	58,497 72	3 1	2 60	4,680 00
Occidental Petroleum Corporation - OXY	900 000	67 6100	60,849 00	81,732 99	-20,883 99	1 1	4 44	2,700 00





HAYSWOOD FOUNDATION AGENCY
ACCOUNT NUMBER: 4508-3525

Page 7 of 59
January 1, 2015 to December 31, 2015

PORTFOLIO DETAIL (continued)

Security Description	Quantity	Market Price	Market Value	Cost Basis	Unrealized Gain/Loss	Percent of Total Portfolio	Estimated Current Yield	Estimated Annual Income
Pepsico Inc - PEP	500 000	99 9200	49,960 00	41,179 85	8,780 15	0 9	2 81	1,405 00
Pfizer Inc - PFE	4,750 000	32 2800	153,330 00	145,101 58	8,228 42	2 7	3 72	5,700 00
Procter & Gamble Co - PG	1,500 000	79 4100	119,115 00	122,574 75	-3,459 75	2 1	3 34	3,978 00
Target Corp - TGT	1,850 000	72 6100	134,328 50	115,638 14	18,690 36	2 3	3 08	4,144 00
United Technologies Corp - UTX	500 000	96 0700	48,035 00	56,264 45	-8,229 45	0 8	2 66	1,280 00
Verizon Communications Inc - VZ	1,750 000	46 2200	80,885 00	86,198 18	-5,313 18	1 4	4 89	3,955 00
Wal Mart Stores Inc - WMT	1,000 000	61 3000	61,300 00	73,096 03	-11,796 03	1 1	3 20	1,980 00
Wells Fargo Co - WFC	2,500 000	54 3600	135,900 00	114,038 75	21,861 25	2 4	2 76	3,750 00
3M Co - MMM	400 000	150 6400	60,256 00	55,374 44	4,881 56	1 1	2 72	1,640 00
Total U.S. Equity			\$3,722,165.75	\$3,393,282.30	\$328,883.45	65.0%		\$121,712.00
Developed Foreign								
Ishares Msci Eafe Etf - EFA	5,750,000	58 7200	337,640 00	350,561 27	-12,921 27	5 9	2 76	9,315 00
Toyota Mtr Corp A D R - TM Repstg 2 Ord Shs	500 000	123 0400	61,520 00	60,881 50	638 50	1 1	2 62	1,613 00
Total Developed Foreign			\$399,160.00	\$411,442.77	-\$12,282.77	7.0%		\$10,928.00



HAYSWOOD FOUNDATION AGENCY
ACCOUNT NUMBER: 4508-3525

Page 8 of 59
January 1, 2015 to December 31, 2015

PORTFOLIO DETAIL (continued)

Security Description	Quantity	Market Price	Market Value	Cost Basis	Unrealized Gain/Loss	Percent of Total Portfolio	Estimated Current Yield	Estimated Annual Income
Emerging Foreign								
Ishares Msci Emerging Markets Etf - EEM	4,000 000	32 1900	128,760 00	141,040 00	-12,280 00	2 2	2 49	3,208 00
Total Emerging Foreign			\$128,760.00	\$141,040.00	-\$12,280.00	2.2%		\$3,208.00
Total Equity			\$4,250,085.75	\$3,945,765.07	\$304,320.68	74.2%		\$135,848.00
Fixed Income Taxable								
Taxable U.S.								
Ishares S P U S Preferred Stock - PFF Index Etf	10,000 000	38 8500	388,500 00	373,455 10	15,044 90	6 8	5 76	22,390 00
Standard & Poors Rating N/R								
Pimco Total Return Fund Inst - PTTRX #35	27,221 896	10 0700	274,124 49	273,035 62	1,088 87	4 8	2 99	8,193 79
Standard & Poors Rating N/A								
Ridgeworth Inst Seix US Govt Sec - SIGVX Ultra Short Bond I	24,727 992	10 0500	248,516 32	250,000 00	-1,483 68	4 3	0 77	1,910 98
Standard & Poors Rating N/A								
Total Taxable U.S.			\$911,140.81	\$896,490.72	\$14,650.09	15.9%		\$32,494.77
Taxable High Yield								
Nuveen High Income Bond Fd C/I - FJSYX	32,168 117	6 9000	221,960 01	286,087 98	-64,127 97	3 9	8 07	17,917 64
Standard & Poors Rating N/A								





HAYSWOOD FOUNDATION AGENCY
ACCOUNT NUMBER: 4508-3525

January 1, 2015 to December 31, 2015

Page 9 of 59

PORTFOLIO DETAIL (continued)

Security Description	Quantity	Market Price	Market Value	Cost Basis	Unrealized Gain/Loss	Percent of Total Portfolio	Estimated Current Yield	Estimated Annual Income
Prudential Short Dur Hi Yld Inc Z - HYSZX #1088 Standard & Poors Rating N/A	32,751.090	8.9300	292,467.23	300,000.00	-7,532.77	5.1	6.63	19,388.65
Total Taxable High Yield			\$514,427.24	\$566,087.98	-\$71,660.74	9.0%		\$37,306.29
Total Fixed Income Taxable			\$1,425,568.05	\$1,482,578.70	-\$57,010.65	24.9%		\$69,801.06
Total Assets			\$5,726,200.43	\$5,478,890.40	\$247,310.03	100.0%		\$205,649.06

Estimated Current Yield

3.59

PORTFOLIO DETAIL MESSAGES

Time of trade execution and trading party (if not disclosed) will be provided upon request

Publicly traded assets are valued in accordance with market quotations or valuation methodologies from financial industry services believed by us to be reliable. Assets that are not publicly traded may be reflected at values from other external sources. Assets for which a current value is not available may be reflected at a previous value or as not valued, at par value, or at a nominal value. Values shown do not necessarily reflect prices at which assets could be bought or sold. Values are updated based on internal policy and may be updated less frequently than statement generation. For additional information, please contact your U.S. Bank representative.

Cost adjustments made to previously reported sales to reflect the impact of IRS wash sale rules may result in adjustments to reported year-to-date losses. Consequently, this period's beginning cost basis may differ from the basis reported in the prior period. The gain and loss figures reported on this statement are provided for informational purposes only and should not be used for tax reporting purposes. Please consult with your tax or legal advisor for questions concerning your personal tax or financial situation.

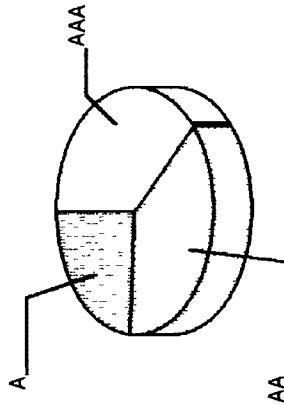
Any legal proceeding based on a claim brought against the trustee(s) for an alleged breach of trust based on information contained in this statement must be commenced within one year from the date this statement was sent.

HAYSWOOD FOUNDATION INC AGT

ACCOUNT NUMBER: 63-0037-01-8
STATEMENT PERIOD: 12/01/15 - 12/31/15

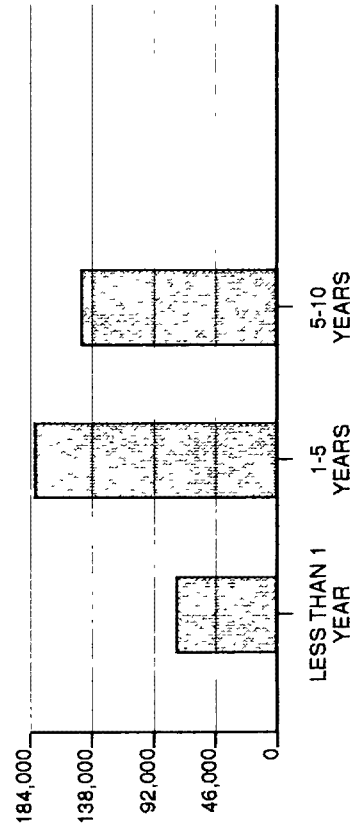
BOND QUALITY SUMMARY

QUALITY RATING	MARKET VALUE	PERCENT
AAA	153,602.50	37.7%
AA	154,858.00	38.1%
A	98,504.85	24.2%
TOTAL	\$ 406,965.35	100.0%



BOND MATURITY

YEARS TO MATURITY	MARKET VALUE	PERCENT
LESS THAN 1	77,169.00	19.0%
1-5	181,309.50	44.6%
5-10	148,486.85	36.5%
TOTAL	\$ 406,965.35	100.0%



AVERAGE TIME TO MATURITY: 4.1 YEARS CURRENT YIELD: 3.32%



HILLIARD LYONS TRUST COMPANY_{LLC}

HAYSWOOD FOUNDATION INC AGT

ACCOUNT NUMBER:
STATEMENT PERIOD:

63-0037-01-8
12/01/15 - 12/31/15

PORTFOLIO INVESTMENTS

ASSET DESCRIPTION	SHARES/ FACE VALUE	MARKET VALUE/ PRICE	TOTAL COST/ AVG UNIT COST	UNREALIZED GAIN/LOSS	EST. INCOME/ ACCRUED INCOME	CUR. YIELD
-------------------	-----------------------	------------------------	------------------------------	-------------------------	--------------------------------	---------------

CASH & EQUIVALENTS CASH

INCOME CASH		-75,910.00	-75,910.00	0.00		
PRINCIPAL CASH		75,910.00	75,910.00	0.00		

TOTAL CASH

		\$ 0.00	\$ 0.00	\$ 0.00	\$ 0.00	0.00%
					\$ 0.00	

CASH EQUIVALENTS

GOLDMAN SACHS FINANCIAL SQUARE	43,995.55	43,995.55	43,995.55	0.00	54.00	0.12%
TREASURY SOLUTIONS FUND INST #520		1.00	1.00		3.23	

TOTAL CASH EQUIVALENTS

		\$ 43,996.55	\$ 43,996.55	\$ 0.00	\$ 54.00	0.12%
					\$ 3.23	

TOTAL CASH & EQUIVALENTS

		\$ 43,996.55	\$ 43,996.55	\$ 0.00	\$ 54.00	0.12%
					\$ 3.23	

HAYSWOOD FOUNDATION INC AGT

ACCOUNT NUMBER:
STATEMENT PERIOD:

63-0037-01-8
12/01/15 - 12/31/15

PORTFOLIO INVESTMENTS

ASSET DESCRIPTION	SHARES/ FACE VALUE	MARKET VALUE/ PRICE	TOTAL COST/ AVG UNIT COST	UNREALIZED GAIN/LOSS	EST. INCOME/ ACCRUED INCOME	CUR. YIELD
-------------------	-----------------------	------------------------	------------------------------	-------------------------	--------------------------------	---------------

FIXED INCOME

TREASURY AND FEDERAL AGENCIES

FEDERAL FARM CR BKS CONS SYSTEMWIDE BDS 2.35% DTD 06/16/2015 DUE 06/16/2021 CALLABLE	50,000	50,141.00 100.28	50,000.00 100.00	141.00	1,175.00 48.95	2.34%
FEDERAL HOME LOAN BKS CONS BDS 2.84% DTD 07/28/2015 DUE 07/28/2023 CALLABLE	25,000	25,131.75 100.53	25,000.00 100.00	131.75	710.00 301.74	2.83%
TENNESSEE VALLEY AUTH GLOBAL PWR BD 2001 SER D 4.875% DTD 12/13/2001 DUE 12/15/2016 NON-CALLABLE	50,000	51,829.50 103.66	51,856.96 103.71	-27.46	2,437.00 108.33	4.70%

TOTAL TREASURY AND FEDERAL AGENCIES

		\$ 127,102.25	\$ 126,856.96	\$ 245.29	\$ 4,322.00 \$ 456.02	3.40%
--	--	---------------	---------------	-----------	--------------------------	-------

STATE AND MUNICIPAL

COLORADO ST BLDG EXCELLENT SCH CTFS PARTN 2010 B TAXABLE 4.512% DTD 03/16/2010 DUE 03/15/2018 NON-CALLABLE	25,000	26,526.75 106.11	25,388.50 101.55	1,138.25	1,128.00 332.13	4.25%
HUNTERSVILLE N C GO BDS 2010 B TAXABLE 3.70% DTD 08/25/2010 DUE 06/01/2020 NON-CALLABLE	25,000	26,500.25 106.00	25,000.00 100.00	1,500.25	925.00 77.08	3.49%



HILLIARD LYONS TRUST COMPANY LLC

HAYSWOOD FOUNDATION INC AGT

ACCOUNT NUMBER:
STATEMENT PERIOD:

63-0037-01-8
12/01/15 - 12/31/15

PORTFOLIO INVESTMENTS

ASSET DESCRIPTION	SHARES/ FACE VALUE	MARKET VALUE/ PRICE	TOTAL COST/ AVG UNIT COST	UNREALIZED GAIN/LOSS	EST. INCOME/ ACCRUED INCOME	CUR. YIELD
KNOX CNTY ILL GO ALTERNATE REV BDS 2010 A TAXABLE 4.55% DTD 06/15/2010 DUE 12/15/2019 CALLABLE	25,000	25,051.25 100.21	25,000.00 100.00	51.25	1,137.00 50.55	4.54%
TOTAL STATE AND MUNICIPAL		\$ 70,078.25	\$ 75,338.50	\$ 2,539.75	\$ 3,190.05 \$ 488.75	4.33%

NONGOVERNMENT OBLIGATIONS

APPLE INC SR GLBL 2.10% DTD 05/06/2014 DUE 05/06/2019 CALLABLE	50,000	50,584.50 101.17	50,222.00 100.44	362.50	1,050.00 160.41	2.08%
BERKSHIRE HATHAWAY INC DEL SR NT 3.40% DTD 01/31/2012 DUE 01/31/2022 NON-CALLABLE	50,000	52,695.50 105.39	52,755.00 105.51	-59.50	1,700.00 713.05	3.23%
GOLDMAN SACHS GRP INC MTN SR NT 5.375% DTD 03/08/2010 DUE 03/15/2020 NON-CALLABLE	25,000	27,463.50 109.85	25,559.91 102.24	1,903.59	1,343.00 395.65	4.89%
PFIZER INC NT 3.40% DTD 05/15/2014 DUE 05/15/2024 CALLABLE	20,000	20,518.60 102.59	20,116.00 100.58	402.60	680.00 86.88	3.31%
U S BANCORP MTNS BK ENT FR 2.20% DTD 04/24/2014 DUE 04/25/2019 CALLABLE	25,000	25,183.25 100.73	25,053.50 100.21	129.75	550.00 100.83	2.18%

HAYSWOOD FOUNDATION INC AGT

ACCOUNT NUMBER:
STATEMENT PERIOD:

63-0037-01-8
12/01/15 - 12/31/15

PORTFOLIO INVESTMENTS

ASSET DESCRIPTION	SHARES/ FACE VALUE	MARKET VALUE/ PRICE	TOTAL COST/ AVG UNIT COST	UNREALIZED GAIN/LOSS	EST. INCOME/ ACCRUED INCOME	CUR. YIELD
-------------------	-----------------------	------------------------	------------------------------	-------------------------	--------------------------------	---------------

WELLS FARGO CO MTN NT 2.625% DTD 12/12/2011 DUE 12/15/2016 NON-CALLABLE	25,000	25,339.50 101.36	25,472.51 101.89	-133.01	656.00 29.16	2.59%
---	--------	---------------------	---------------------	---------	-----------------	-------

TOTAL NON-GOVERNMENT OBLIGATIONS		\$ 251,754.35	\$ 199,175.92	\$ 2,505.93	\$ 5,979.00 \$ 1,455.99	2.36%
----------------------------------	--	---------------	---------------	-------------	----------------------------	-------

FIXED INCOME MUTUAL FUNDS
TAXABLE BOND FUNDS

JOHNSON INSTITUTIONAL SHORT DURATION BOND FUND	7,630.648	114,154.49 14.96	114,983.68 15.07	-829.19	1,449.00	1.27%
---	-----------	---------------------	---------------------	---------	----------	-------

JOHNSON INSTITUTIONAL INTERMEDIATE BOND FUND	7,369.709	113,567.22 15.41	114,983.68 15.60	-1,416.46	2,513.00	2.21%
---	-----------	---------------------	---------------------	-----------	----------	-------

TOTAL TAXABLE BOND FUNDS		\$ 227,721.71	\$ 229,967.36	\$ -2,245.65	\$ 3,962.00 \$ 0.00	1.74%
--------------------------	--	---------------	---------------	--------------	------------------------	-------

TOTAL FIXED INCOME MUTUAL FUNDS		\$ 227,721.71	\$ 229,967.36	\$ -2,245.65	\$ 3,962.00 \$ 0.00	1.74%
---------------------------------	--	---------------	---------------	--------------	------------------------	-------

INCOME EXCHANGE TRADED FUNDS

ISHARES 1-3 YEAR CREDIT BOND ETF	975	101,985.00 104.60	102,740.78 105.38	-755.78	1,207.00	1.18%
----------------------------------	-----	----------------------	----------------------	---------	----------	-------



HILLIARD LYONS TRUST COMPANY_{LLC}

HAYSWOOD FOUNDATION INC AGT

ACCOUNT NUMBER:
STATEMENT PERIOD:

63-0037-01-8
12/01/15 - 12/31/15

PORTFOLIO INVESTMENTS

ASSET DESCRIPTION	SHARES/ FACE VALUE	MARKET VALUE/ PRICE	TOTAL COST/ AVG UNIT COST	UNREALIZED GAIN/LOSS	EST. INCOME/ ACCRUED INCOME	CUR. YIELD
-------------------	-----------------------	------------------------	------------------------------	-------------------------	--------------------------------	---------------

TOTAL INCOME EXCHANGE TRADED FUNDS

		\$ 101,968.00	\$ 102,740.78	\$ 782.78	\$ 1,207.00	1.19%
					\$ 0.00	

TOTAL FIXED INCOME

		\$ 735,672.08	\$ 734,132.82	\$ 2,539.26	\$ 18,860.00	2.55%
					\$ 2,404.76	

EQUITIES COMMON STOCK INDUSTRIALS

EXPEDITORS INTL WASH INC COM	1,200	54,120.00 45.10	43,778.75 36.48	10,341.25	864.00	1.60%
FASTENAL CO COM	1,800	73,476.00 40.82	76,403.39 42.45	-2,927.39	2,016.00	2.74%
GENERAL ELEC CO COM	1,750	54,512.50 31.15	48,002.45 27.43	6,510.05	1,610.00 402.50	2.95%
UNION PAC CORP COM	625	48,875.00 78.20	57,662.44 92.26	-8,787.44	1,375.00	2.81%

TOTAL INDUSTRIALS

		\$ 230,963.50	\$ 225,647.03	\$ 5,316.47	\$ 5,865.00	2.54%
					\$ 402.50	

CONSUMER DISCRETIONARY

HAYSWOOD FOUNDATION INC AGT

ACCOUNT NUMBER:
STATEMENT PERIOD:


63-0037-01-8
12/01/15 - 12/31/15

PORTFOLIO INVESTMENTS

ASSET DESCRIPTION	SHARES/ FACE VALUE	MARKET VALUE/ PRICE	TOTAL COST/ AVG UNIT COST	UNREALIZED GAIN/LOSS	EST. INCOME/ ACCRUED INCOME	CUR. YIELD
DISNEY WALT CO COM	1,350	141,858.00 105.08	31,738.36 23.51	110,119.64	1,917.00 958.50	1.35%
HARLEY DAVIDSON INC COM	1,000	45,390.00 45.39	59,669.94 59.67	-14,279.94	1,240.00	2.73%
HOME DEPOT INC COM	1,375	181,843.75 132.25	54,136.85 39.37	127,706.90	3,245.00	1.78%
MATTEL INC COM	1,900	51,623.00 27.17	33,241.02 17.50	18,381.98	2,888.00	5.59%
OMNICOM GROUP INC COM	1,100	83,226.00 75.66	42,228.61 38.39	40,997.39	2,200.00 550.00	2.64%
STAPLES INC COM	3,000	28,410.00 9.47	39,336.19 13.11	-10,926.19	1,440.00 360.00	5.07%
TJX COS INC NEW COM	1,000	70,910.00 70.91	22,345.92 22.35	48,564.08	840.00	1.18%
TOTAL CONSUMER DISCRETIONARY		\$ 603,260.75	\$ 280,688.89	\$ 328,563.86	\$ 13,770.00 \$ 1,658.50	2.28%

CONSUMER STAPLES

CVS HEALTH CORPORATION	1,650	161,320.50 97.77	63,354.98 38.40	97,965.52	2,805.00	1.74%
------------------------	-------	---------------------	--------------------	-----------	----------	-------



HILLIARD LYONS TRUST COMPANY_{LLC}

HAYSWOOD FOUNDATION INC AGT

ACCOUNT NUMBER:
STATEMENT PERIOD:

63-0037-01-8
12/01/15 - 12/31/15

PORTFOLIO INVESTMENTS

ASSET DESCRIPTION	SHARES/ FACE VALUE	MARKET VALUE/ PRICE	TOTAL COST/ AVG UNIT COST	UNREALIZED GAIN/LOSS	EST. INCOME/ ACCRUED INCOME	CUR. YIELD
-------------------	-----------------------	------------------------	------------------------------	-------------------------	--------------------------------	---------------

TOTAL CONSUMER STAPLES

		\$ 181,825.59	\$ 83,354.59	\$ 97,945.32	\$ 2,505.89	1.74%
					\$ 0.00	

ENERGY

EXXON MOBIL CORP COM	750	58,462.50 77.95	49,692.91 66.26	8,769.59	2,190.00	3.75%
----------------------	-----	--------------------	--------------------	----------	----------	-------

TOTAL ENERGY

		\$ 58,462.50	\$ 49,692.91	\$ 8,769.59	\$ 2,190.00	3.75%
					\$ 0.00	

FINANCIALS

BERKSHIRE HATHAWAY INC DEL CL B NEW

	625	82,525.00 132.04	50,142.98 80.23	32,382.02		
--	-----	---------------------	--------------------	-----------	--	--

JPMORGAN CHASE & CO COM

	1,700	112,251.00 66.03	70,480.24 41.46	41,770.76	2,992.00	2.67%
--	-------	---------------------	--------------------	-----------	----------	-------

NORTHERN TR CORP COM

	700	50,463.00 72.09	33,600.00 48.00	16,863.00	1,008.00 252.00	2.00%
--	-----	--------------------	--------------------	-----------	--------------------	-------

PROGRESSIVE CORP OH COM

	2,600	82,680.00 31.80	55,704.02 21.43	26,975.98	1,783.00	2.16%
--	-------	--------------------	--------------------	-----------	----------	-------

US BANCORP DEL COM NEW

	2,200	93,874.00 42.67	67,899.95 30.86	25,974.05	2,244.00 561.00	2.39%
--	-------	--------------------	--------------------	-----------	--------------------	-------

WELLS FARGO & CO NEW COM

	1,850	100,566.00 54.36	56,277.48 30.42	44,288.52	2,775.00	2.76%
--	-------	---------------------	--------------------	-----------	----------	-------

HAYSWOOD FOUNDATION INC AGT

ACCOUNT NUMBER:
STATEMENT PERIOD:

63-0037-01-8
12/01/15 - 12/31/15

PORTFOLIO INVESTMENTS

ASSET DESCRIPTION	SHARES/ FACE VALUE	MARKET VALUE/ PRICE	TOTAL COST/ AVG UNIT COST	UNREALIZED GAIN/LOSS	EST. INCOME/ ACCRUED INCOME	CUR. YIELD
-------------------	-----------------------	------------------------	------------------------------	-------------------------	--------------------------------	---------------

TOTAL FINANCIALS

		\$ 522,355.80	\$ 334,104.97	\$ 188,254.33	\$ 10,802.00	2.07%
					\$ 513.00	

HEALTH CARE

JOHNSON & JOHNSON COM	1,050	107,856.00 102.72	63,973.90 60.93	43,882.10	3,150.00	2.92%
PFIZER INC COM	2,300	74,244.00 32.28	40,240.44 17.50	34,003.56	2,760.00	3.72%

TOTAL HEALTH CARE

		\$ 182,100.00	\$ 104,214.34	\$ 77,885.66	\$ 5,910.00	3.25%
					\$ 0.00	

INFORMATION TECHNOLOGY

TE CONNECTIVITY LTD REG SHS	1,400	90,454.00 64.61	45,640.61 32.60	44,813.39	1,848.00	2.04%
-----------------------------	-------	--------------------	--------------------	-----------	----------	-------

ALPHABET INC CAP STK CL C

	125	94,860.00 758.88	66,982.49 535.86	27,877.51		
--	-----	---------------------	---------------------	-----------	--	--

APPLE INC COM

	850	89,471.00 105.26	49,724.06 58.50	39,746.94	1,768.00	1.98%
--	-----	---------------------	--------------------	-----------	----------	-------

CISCO SYS INC COM

	2,500	67,887.50 27.16	51,195.81 20.48	16,691.69	2,100.00	3.09%
--	-------	--------------------	--------------------	-----------	----------	-------

INTERNATIONAL BUSINESS MACHS CORP COM

	310	42,662.20 137.62	56,801.27 183.23	-14,139.07	1,612.00	3.78%
--	-----	---------------------	---------------------	------------	----------	-------



HILLIARD LYONS TRUST COMPANY_{LLC}

HAYSWOOD FOUNDATION INC AGT

ACCOUNT NUMBER:
STATEMENT PERIOD:

63-0037-01-8
12/01/15 - 12/31/15

PORTFOLIO INVESTMENTS

ASSET DESCRIPTION	SHARES/ FACE VALUE	MARKET VALUE/ PRICE	TOTAL COST/ AVG UNIT COST	UNREALIZED GAIN/LOSS	EST. INCOME/ ACCRUED INCOME	CUR. YIELD
-------------------	-----------------------	------------------------	------------------------------	-------------------------	--------------------------------	---------------

MICROSOFT CORP COM	1,900	105,412.00 55.48	54,743.10 28.81	50,668.90	2,736.00	2.60%
--------------------	-------	---------------------	--------------------	-----------	----------	-------

TOTAL INFORMATION TECHNOLOGY		\$ 480,748.70	\$ 325,087.34	\$ 155,661.36	\$ 16,014.00	2.88%
					\$ 0.00	

TOTAL COMMON STOCK		\$ 2,249,320.95	\$ 1,303,826.16	\$ 894,234.79	\$ 51,406.33	2.29%
					\$ 3,534.00	

EQUITY MUTUAL FUNDS SMALL CAP EQUITY FUNDS

ROYCE TOTAL RETURN FD CLASS I #427	3,679.837	43,348.48 11.78	40,550.00 11.02	2,798.48	1,302.00	3.01%
------------------------------------	-----------	--------------------	--------------------	----------	----------	-------

TOTAL SMALL CAP EQUITY FUNDS		\$ 43,348.48	\$ 40,550.00	\$ 2,798.48	\$ 1,302.00	3.01%
					\$ 0.00	

MID CAP EQUITY FUNDS

GOLDMAN SACHS MID CAP VALUE FUND INST #864	651.837	21,647.51 33.21	15,337.73 23.53	6,309.78	168.00	0.78%
---	---------	--------------------	--------------------	----------	--------	-------

TOTAL MID CAP EQUITY FUNDS		\$ 21,647.51	\$ 15,337.73	\$ 6,309.78	\$ 168.00	0.78%
					\$ 0.00	

INTERNATIONAL EQUITY FUNDS

HAYSWOOD FOUNDATION INC AGT

ACCOUNT NUMBER: 63-0037-01-8
STATEMENT PERIOD: 12/01/15 - 12/31/15

PORTFOLIO INVESTMENTS

ASSET DESCRIPTION	SHARES/ FACE VALUE	MARKET VALUE/ PRICE	TOTAL COST/ AVG UNIT COST	UNREALIZED GAIN/LOSS	EST. INCOME/ ACCRUED INCOME	CUR. YIELD
-------------------	-----------------------	------------------------	------------------------------	-------------------------	--------------------------------	---------------

OAKMARK INTERNATIONAL FUND #109	4,180.431	89,294.01 21.36	85,967.92 20.56	3,326.09	2,073.00	2.32%
---------------------------------	-----------	--------------------	--------------------	----------	----------	-------

VIRTUS EMERGING MARKETS OPPORTUNITY FUND CLASS I #1736	1,955.034	17,517.10 8.96	20,000.00 10.23	-2,482.90	164.00	0.94%
---	-----------	-------------------	--------------------	-----------	--------	-------

TOTAL INTERNATIONAL EQUITY FUNDS		\$ 106,811.11	\$ 105,967.92	\$ 843.19	\$ 2,237.00	2.10%
					\$ 0.00	

TOTAL EQUITY MUTUAL FUNDS		\$ 171,807.10	\$ 181,955.86	\$ 843.19	\$ 2,237.00	2.16%
					\$ 0.00	


EQUITY EXCHANGE TRADED FUNDS

VANGUARD INTL EQUITY INDEX FDS FTSE ALL WORLD EX US INDEX FD ETF	3,375	146,508.75 43.41	160,144.21 47.45	-13,635.46	4,326.00	2.95%
---	-------	---------------------	---------------------	------------	----------	-------

VANGUARD INDEX FDS VANGUARD MID-CAP ETF	350	42,038.50 120.11	23,169.24 66.20	18,869.26	1,217.00	2.90%
--	-----	---------------------	--------------------	-----------	----------	-------

VANGUARD INDEX FDS VANGUARD SMALL-CAP ETF	105	11,617.20 110.64	6,111.00 58.20	5,506.20	332.00	2.87%
--	-----	---------------------	-------------------	----------	--------	-------

TOTAL EQUITY EXCHANGE TRADED FUNDS		\$ 200,185.45	\$ 189,424.45	\$ 10,761.00	\$ 5,875.00	2.94%
					\$ 0.00	



HILLIARD LYONS TRUST COMPANY_{LLC}

HAYSWOOD FOUNDATION INC AGT

ACCOUNT NUMBER:
STATEMENT PERIOD:

63-0037-01-8
12/01/15 - 12/31/15

PORTFOLIO INVESTMENTS						
ASSET DESCRIPTION	SHARES/ FACE VALUE	MARKET VALUE/ PRICE	TOTAL COST/ AVG UNIT COST	UNREALIZED GAIN/LOSS	EST. INCOME/ ACCRUED INCOME	CUR. YIELD

TOTAL EQUITIES		\$ 2,021,304.50	\$ 1,739,276.25	\$ 284,928.25	\$ 50,998.01	2.53%
					\$ 3,054.60	

TOTAL MARKET VALUE		\$ 3,401,872.11	\$ 2,514,405.33	\$ 887,466.78	\$ 79,702.05	2.34%
					\$ 8,451.00	

TOTAL MARKET VALUE PLUS ACCRUED INCOME		\$ 3,407,324.18				
--	--	-----------------	--	--	--	--

RECEIPTS						
	DATE		INCOME CASH			PRINCIPAL CASH

INTEREST INCOME

FEDERAL FARM CR BKS CONS SYSTEMWIDE
BDS 2.35% DTD 06/16/2015 DUE
06/16/2021 CALLABLE

INT 06/16/15 TO 12/16/15 ON 50000	12/16/15		587.50			
-----------------------------------	----------	--	--------	--	--	--

GOLDMAN SACHS FINANCIAL SQUARE
TREASURY SOLUTIONS FUND INST #520

INT TO 11/30/15	12/01/15		0.22			
-----------------	----------	--	------	--	--	--