



See a Social Security Number? Say Something!
Report Privacy Problems to <https://public.resource.org/privacy>
Or call the IRS Identity Theft Hotline at 1-800-908-4490



Form

990-PF

Department of the Treasury
Internal Revenue Service

Return of Private Foundation

or Section 4947(a)(1) Trust Treated as Private Foundation

Do not enter social security numbers on this form as it may be made public.

Information about Form 990-PF and its instructions is at www.irs.gov/form990pf.

OMB No 1545-0052




2015


Open to Public Inspection

For calendar year 2015, or tax year beginning 01-01-2015, and ending 12-31-2015

Name of foundation Serfco Inc		A Employer identification number 23-7328056	
Number and street (or P O box number if mail is not delivered to street address) 14241 Midlothian Turnpike 144		B Telephone number (see instructions) (804) 683-2139	
City or town, state or province, country, and ZIP or foreign postal code Midlothian, VA 231136500		C If exemption application is pending, check here <input type="checkbox"/>	
G Check all that apply <input type="checkbox"/> Initial return <input type="checkbox"/> Final return <input type="checkbox"/> Address change		D 1. Foreign organizations, check here <input type="checkbox"/> 2. Foreign organizations meeting the 85% test, check here and attach computation <input type="checkbox"/>	
H Check type of organization <input checked="" type="checkbox"/> Section 501(c)(3) exempt private foundation <input type="checkbox"/> Section 4947(a)(1) nonexempt charitable trust <input type="checkbox"/> Other taxable private foundation		E If private foundation status was terminated under section 507(b)(1)(A), check here <input type="checkbox"/>	
I Fair market value of all assets at end of year (from Part II, col. (c), line 16) \$ 616,654		F If the foundation is in a 60-month termination under section 507(b)(1)(B), check here <input type="checkbox"/>	
J Accounting method <input checked="" type="checkbox"/> Cash <input type="checkbox"/> Accrual <input type="checkbox"/> Other (specify) _____ (Part I, column (d) must be on cash basis.)			

Part I Analysis of Revenue and Expenses (The total of amounts in columns (b), (c), and (d) may not necessarily equal the amounts in column (a) (see instructions))		Revenue and expenses per books (a)	Net investment income (b)	Adjusted net income (c)	Disbursements for charitable purposes (d) (cash basis only)
Revenue	1 Contributions, gifts, grants, etc , received (attach schedule)				
	2 Check <input checked="" type="checkbox"/> if the foundation is not required to attach Sch B				
	3 Interest on savings and temporary cash investments	2,227	2,227	2,227	
	4 Dividends and interest from securities	12,370	12,370	12,370	
	5a Gross rents				
	b Net rental income or (loss) _____				
	6a Net gain or (loss) from sale of assets not on line 10				
	b Gross sales price for all assets on line 6a _____				
	7 Capital gain net income (from Part IV, line 2) . . .		4,075		
	8 Net short-term capital gain			49	
	9 Income modifications				
	10a Gross sales less returns and allowances				
Operating and Administrative Expenses	b Less Cost of goods sold				
	c Gross profit or (loss) (attach schedule)				
	11 Other income (attach schedule)	11,971			
	12 Total.Add lines 1 through 11	26,568	18,672	14,646	
	13 Compensation of officers, directors, trustees, etc				
	14 Other employee salaries and wages				
	15 Pension plans, employee benefits				
	16a Legal fees (attach schedule).				
	b Accounting fees (attach schedule).	925	308	308	616
	c Other professional fees (attach schedule)	615	205	205	410
	17 Interest				
	18 Taxes (attach schedule) (see instructions) . . .	312	104	104	208
	19 Depreciation (attach schedule) and depletion . . .				
	20 Occupancy				
	21 Travel, conferences, and meetings.				
	22 Printing and publications	781	260	260	521
	23 Other expenses (attach schedule).	2,128	709	709	1,419
	24 Total operating and administrative expenses. Add lines 13 through 23	4,761	1,586	1,586	3,174
	25 Contributions, gifts, grants paid	34,830			0
	26 Total expenses and disbursements.Add lines 24 and 25	39,591	1,586	1,586	3,174
	27 Subtract line 26 from line 12				
	a Excess of revenue over expenses and disbursements	-13,023			
	b Net investment income (if negative, enter -0-)		17,086		
	c Adjusted net income(if negative, enter -0-) . . .			13,060	

Part II Balance Sheets		Attached schedules and amounts in the description column should be for end-of-year amounts only (See instructions)	Beginning of year	End of year		
			(a) Book Value	(b) Book Value	(c) Fair Market Value	
Assets	1	Cash—non-interest-bearing	6,069	2,885	2,885	
	2	Savings and temporary cash investments	12,306	9,385	9,385	
	3	Accounts receivable ▶ _____ Less allowance for doubtful accounts ▶ _____				
	4	Pledges receivable ▶ _____ Less allowance for doubtful accounts ▶ _____				
	5	Grants receivable				
	6	Receivables due from officers, directors, trustees, and other disqualified persons (attach schedule) (see instructions).				
	7	Other notes and loans receivable (attach schedule) ▶ _____ Less allowance for doubtful accounts ▶ _____				
	8	Inventories for sale or use				
	9	Prepaid expenses and deferred charges	248	312	312	
	10a	Investments—U S and state government obligations (attach schedule)	128,140		111,118	107,076
	b	Investments—corporate stock (attach schedule)	241,250		233,423	363,483
	c	Investments—corporate bonds (attach schedule)				
	11	Investments—land, buildings, and equipment basis ▶ _____ Less accumulated depreciation (attach schedule) ▶ _____				
	12	Investments—mortgage loans.				
	13	Investments—other (attach schedule)	101,651		119,516	133,513
	14	Land, buildings, and equipment basis ▶ _____ Less accumulated depreciation (attach schedule) ▶ _____				
15	Other assets (describe ▶ _____)					
16	Total assets(to be completed by all filers—see the instructions Also, see page 1, item I)	489,664	476,639	616,654		
Liabilities	17	Accounts payable and accrued expenses				
	18	Grants payable				
	19	Deferred revenue				
	20	Loans from officers, directors, trustees, and other disqualified persons				
	21	Mortgages and other notes payable (attach schedule).				
	22	Other liabilities (describe ▶ _____)				
	23	Total liabilities(add lines 17 through 22)		0		
Net Assets or Fund Balances	Foundations that follow SFAS 117, check here ▶ <input type="checkbox"/> and complete lines 24 through 26 and lines 30 and 31.					
	24	Unrestricted				
	25	Temporarily restricted				
	26	Permanently restricted				
	Foundations that do not follow SFAS 117, check here ▶ <input checked="" type="checkbox"/> and complete lines 27 through 31.					
	27	Capital stock, trust principal, or current funds				
	28	Paid-in or capital surplus, or land, bldg , and equipment fund				
	29	Retained earnings, accumulated income, endowment, or other funds	489,664	476,639		
	30	Total net assets or fund balances(see instructions)	489,664	476,639		
31	Total liabilities and net assets/fund balances(see instructions)	489,664	476,639			

Part III Analysis of Changes in Net Assets or Fund Balances			
1	Total net assets or fund balances at beginning of year—Part II, column (a), line 30 (must agree with end-of-year figure reported on prior year’s return)	1	489,664
2	Enter amount from Part I, line 27a	2	-13,023
3	Other increases not included in line 2 (itemize) ▶ _____ 	3	-2
4	Add lines 1, 2, and 3	4	476,639
5	Decreases not included in line 2 (itemize) ▶ _____	5	
6	Total net assets or fund balances at end of year (line 4 minus line 5)—Part II, column (b), line 30	6	476,639

Part IV

Capital Gains and Losses for Tax on Investment Income

List and describe the kind(s) of property sold (e g , real estate, (a) 2-story brick warehouse, or common stock, 200 shs MLC Co)		How acquired P—Purchase (b) D—Donation	Date acquired (c) (mo , day, yr)	Date sold (d) (mo , day, yr)
1 a	See attached - short term	P	2015-03-11	2015-05-22
b	See attached - long term covered	P	2012-03-01	2015-08-31
c	See attached - long term non covered	P	2011-12-30	2015-12-04
d	Treasury	P	2010-11-30	2015-11-30
e	TRP Mutual Funds	P	2011-05-16	2015-08-13

(e) Gross sales price	Depreciation allowed (f) (or allowable)	Cost or other basis (g) plus expense of sale	Gain or (loss) (h) (e) plus (f) minus (g)
a 2,458	0	2,409	49
b 11,338	0	7,033	4,305
c 9,486	0	9,668	-182
d 7,000	0	6,988	12
e 4,000	0	4,109	-109

Complete only for assets showing gain in column (h) and owned by the foundation on 12/31/69

(i) F M V as of 12/31/69	Adjusted basis (j) as of 12/31/69	Excess of col (i) (k) over col (j), if any	Gains (Col (h) gain minus col (k), but not less than -0-) or (l) Losses (from col (h))
a 0	0	0	49
b 0	0	0	4,305
c 0	0	0	-182
d 0	0	0	12
e 0	0	0	-109

2 Capital gain net income or (net capital loss)	<div>If gain, also enter in Part I, line 7 If (loss), enter -0- in Part I, line 7</div>	2	4,075
3 Net short-term capital gain or (loss) as defined in sections 1222(5) and (6)	<div>If gain, also enter in Part I, line 8, column (c) (see instructions) If (loss), enter -0- in Part I, line 8</div>	3	49

Part V

Qualification Under Section 4940(e) for Reduced Tax on Net Investment Income

(For optional use by domestic private foundations subject to the section 4940(a) tax on net investment income)
If section 4940(d)(2) applies, leave this part blank

Was the foundation liable for the section 4942 tax on the distributable amount of any year in the base period? ☐ Yes ☐ No
If "Yes," the foundation does not qualify under section 4940(e) Do not complete this part

1 Enter the appropriate amount in each column for each year, see instructions before making any entries

(a) Base period years Calendar year (or tax year beginning in)	(b) Adjusted qualifying distributions	(c) Net value of noncharitable-use assets	(d) Distribution ratio (col (b) divided by col (c))
2014	3,053		
2013			
2012			
2011			
2010			

2 Total of line 1, column (d).	2	
3 Average distribution ratio for the 5-year base period—divide the total on line 2 by 5, or by the number of years the foundation has been in existence if less than 5 years	3	
4 Enter the net value of noncharitable-use assets for 2015 from Part X, line 5.	4	
5 Multiply line 4 by line 3.	5	
6 Enter 1% of net investment income (1% of Part I, line 27b).	6	171
7 Add lines 5 and 6.	7	171
8 Enter qualifying distributions from Part XII, line 4.	8	3,174

If line 8 is equal to or greater than line 7, check the box in Part VI, line 1b, and complete that part using a 1% tax rate See
the Part VI instructions

Part VIExcise Tax Based on Investment Income (Section 4940(a), 4940(b), 4940(e), or 4948—see page 18 of the instructions)

1a

Exempt operating foundations described in section 4940(d)(2), check here ☐ and enter "N/A" on line 1
Date of ruling or determination letter _____
(attach copy of letter if necessary—see instructions)

b

Domestic foundations that meet the section 4940(e) requirements in Part V, check here ☒ and enter 1% of Part I, line 27b

c

All other domestic foundations enter 2% of line 27b. Exempt foreign organizations enter 4% of Part I, line 12, col. (b)

2

Tax under section 511 (domestic section 4947(a)(1) trusts and taxable foundations only. Others enter -0-)

2

0

3

Add lines 1 and 2.

3

171

4

Subtitle A (income) tax (domestic section 4947(a)(1) trusts and taxable foundations only. Others enter -0-)

4

5

Tax based on investment income. Subtract line 4 from line 3. If zero or less, enter -0-

5

171

6

Credits/Payments

a

2015 estimated tax payments and 2014 overpayment credited to 2015

6a

312

b

Exempt foreign organizations—tax withheld at source.

6b

c

Tax paid with application for extension of time to file (Form 8868).

6c

d

Backup withholding erroneously withheld.

6d

7

Total credits and payments. Add lines 6a through 6d.

7

312

8

Enter any penalty for underpayment of estimated tax. Check here ☐ if Form 2220 is attached.

8

9

Tax due. If the total of lines 5 and 8 is more than line 7, enter amount owed.

9

10

Overpayment. If line 7 is more than the total of lines 5 and 8, enter the amount overpaid.

10

141

11

Enter the amount of line 10 to be Credited to 2015 estimated tax 141 Refunded

11

Part VII-AStatements Regarding Activities

1a

During the tax year, did the foundation attempt to influence any national, state, or local legislation or did it participate or intervene in any political campaign?

1a

No

b

Did it spend more than \$100 during the year (either directly or indirectly) for political purposes (see Instructions for definition)?
If the answer is "Yes" to 1a or 1b, attach a detailed description of the activities and copies of any materials published or distributed by the foundation in connection with the activities.

1b

No

c

Did the foundation file Form 1120-POL for this year?

1c

No

d

Enter the amount (if any) of tax on political expenditures (section 4955) imposed during the year:
(1) On the foundation \$ _____ (2) On foundation managers \$ _____

e

Enter the reimbursement (if any) paid by the foundation during the year for political expenditure tax imposed on foundation managers \$ _____

2

Has the foundation engaged in any activities that have not previously been reported to the IRS?
If "Yes," attach a detailed description of the activities.

2

No

3

Has the foundation made any changes, not previously reported to the IRS, in its governing instrument, articles of incorporation, or bylaws, or other similar instruments? If "Yes," attach a conformed copy of the changes.

3

No

4a

Did the foundation have unrelated business gross income of \$1,000 or more during the year?

4a

No

b

If "Yes," has it filed a tax return on Form 990-T for this year?

4b

5

Was there a liquidation, termination, dissolution, or substantial contraction during the year?
If "Yes," attach the statement required by General Instruction T.

5

No

6

Are the requirements of section 508(e) (relating to sections 4941 through 4945) satisfied either:
• By language in the governing instrument, or
• By state legislation that effectively amends the governing instrument so that no mandatory directions that conflict with the state law remain in the governing instrument?

6

No

7

Did the foundation have at least \$5,000 in assets at any time during the year? If "Yes," complete Part II, col. (c), and Part XV.

7

Yes

8a

Enter the states to which the foundation reports or with which it is registered (see instructions):
NC

b

If the answer is "Yes" to line 7, has the foundation furnished a copy of Form 990-PF to the Attorney General (or designate) of each state as required by General Instruction G? If "No," attach explanation.

8b

Yes

9

Is the foundation claiming status as a private operating foundation within the meaning of section 4942(j)(3) or 4942(j)(5) for calendar year 2015 or the taxable year beginning in 2015 (see instructions for Part XIV)?
If "Yes," complete Part XIV.

9

No

10

Did any persons become substantial contributors during the tax year? If "Yes," attach a schedule listing their names and addresses.

10

No

Form 990-PF (2015)

Part VII-A

Statements Regarding Activities *(continued)*

11	At any time during the year, did the foundation, directly or indirectly, own a controlled entity within the meaning of section 512(b)(13)? If "Yes," attach schedule (see instructions).	11		No
12	Did the foundation make a distribution to a donor advised fund over which the foundation or a disqualified person had advisory privileges? If "Yes," attach statement (see instructions)	12		No
13	Did the foundation comply with the public inspection requirements for its annual returns and exemption application? Website address ▶N/A	13	Yes	
14	The books are in care of ▶ANITA W SOUTHARD Telephone no ▶(804) 683-2139 Located at ▶14606 Little Hawk Drive Midlothian VA ZIP+4 ▶23114			
15	Section 4947(a)(1) nonexempt charitable trusts filing Form 990-PF in lieu of Form 1041 —Check here ▶ <input type="checkbox"/> and enter the amount of tax-exempt interest received or accrued during the year ▶	15		
16	At any time during calendar year 2015, did the foundation have an interest in or a signature or other authority over a bank, securities, or other financial account in a foreign country? See instructions for exceptions and filing requirements for FinCEN Form 114, Report of Foreign Bank and Financial Accounts (FBAR) If "Yes", enter the name of the foreign country ▶	16	Yes	No

Part VII-B

Statements Regarding Activities for Which Form 4720 May Be Required

File Form 4720 if any item is checked in the "Yes" column, unless an exception applies.			Yes	No
1a	During the year did the foundation (either directly or indirectly)			
	(1) Engage in the sale or exchange, or leasing of property with a disqualified person? <input type="checkbox"/> Yes <input checked="" type="checkbox"/> No			
	(2) Borrow money from, lend money to, or otherwise extend credit to (or accept it from) a disqualified person? <input type="checkbox"/> Yes <input checked="" type="checkbox"/> No			
	(3) Furnish goods, services, or facilities to (or accept them from) a disqualified person? <input type="checkbox"/> Yes <input checked="" type="checkbox"/> No			
	(4) Pay compensation to, or pay or reimburse the expenses of, a disqualified person? <input type="checkbox"/> Yes <input checked="" type="checkbox"/> No			
	(5) Transfer any income or assets to a disqualified person (or make any of either available for the benefit or use of a disqualified person)? <input type="checkbox"/> Yes <input checked="" type="checkbox"/> No			
	(6) Agree to pay money or property to a government official? (Exception. Check "No" if the foundation agreed to make a grant to or to employ the official for a period after termination of government service, if terminating within 90 days). <input type="checkbox"/> Yes <input checked="" type="checkbox"/> No			
b	If any answer is "Yes" to 1a(1)–(6), did any of the acts fail to qualify under the exceptions described in Regulations section 53.4941(d)-3 or in a current notice regarding disaster assistance (see instructions)? <input type="checkbox"/> Organizations relying on a current notice regarding disaster assistance check here. ▶ <input type="checkbox"/>	1b		
c	Did the foundation engage in a prior year in any of the acts described in 1a, other than excepted acts, that were not corrected before the first day of the tax year beginning in 2015?	1c		No
2	Taxes on failure to distribute income (section 4942) (does not apply for years the foundation was a private operating foundation defined in section 4942(j)(3) or 4942(j)(5))			
a	At the end of tax year 2015, did the foundation have any undistributed income (lines 6d and 6e, Part XIII) for tax year(s) beginning before 2015? <input type="checkbox"/> Yes <input checked="" type="checkbox"/> No If "Yes," list the years ▶ 20____, 20____, 20____, 20____			
b	Are there any years listed in 2a for which the foundation is not applying the provisions of section 4942(a)(2) (relating to incorrect valuation of assets) to the year's undistributed income? (If applying section 4942(a)(2) to all years listed, answer "No" and attach statement—see instructions).	2b		No
c	If the provisions of section 4942(a)(2) are being applied to any of the years listed in 2a, list the years here ▶ 20____, 20____, 20____, 20____			
3a	Did the foundation hold more than a 2% direct or indirect interest in any business enterprise at any time during the year? <input type="checkbox"/> Yes <input checked="" type="checkbox"/> No			
b	If "Yes," did it have excess business holdings in 2015 as a result of (1) any purchase by the foundation or disqualified persons after May 26, 1969, (2) the lapse of the 5-year period (or longer period approved by the Commissioner under section 4943(c)(7)) to dispose of holdings acquired by gift or bequest, or (3) the lapse of the 10-, 15-, or 20-year first phase holding period?(<i>Use Schedule C, Form 4720, to determine if the foundation had excess business holdings in 2015.</i>)	3b		No
4a	Did the foundation invest during the year any amount in a manner that would jeopardize its charitable purposes?	4a		No
b	Did the foundation make any investment in a prior year (but after December 31, 1969) that could jeopardize its charitable purpose that had not been removed from jeopardy before the first day of the tax year beginning in 2015?	4b		No

5a During the year did the foundation pay or incur any amount to

- (1)** Carry on propaganda, or otherwise attempt to influence legislation (section 4945(e))? ☐ Yes ☒ No
- (2)** Influence the outcome of any specific public election (see section 4955), or to carry on, directly or indirectly, any voter registration drive? ☐ Yes ☒ No
- (3)** Provide a grant to an individual for travel, study, or other similar purposes? ☐ Yes ☒ No
- (4)** Provide a grant to an organization other than a charitable, etc., organization described in section 4945(d)(4)(A)? (see instructions). ☐ Yes ☒ No
- (5)** Provide for any purpose other than religious, charitable, scientific, literary, or educational purposes, or for the prevention of cruelty to children or animals? ☐ Yes ☒ No

5b		No
-----------	--	-----------

6b		No
-----------	--	-----------

7b		
----	--	--

1 List all officers, directors, trustees, foundation managers and their compensation (see instructions).

2 Compensation of five highest-paid employees (other than those included on line 1—see instructions). If none, enter "NONE."

Total number of other employees paid over \$50,000.	0
--------------------------------------------------------------------	---

3 Five highest-paid independent contractors for professional services (see instructions). If none, enter "NONE".

Total number of others receiving over \$50,000 for professional services.	0
------------------------------------------------------------------------------------------	---

Part X

Minimum Investment Return

(All domestic foundations must complete this part. Foreign foundations,see instructions.)

1	Fair market value of assets not used (or held for use) directly in carrying out charitable, etc , purposes		
a	Average monthly fair market value of securities.	1a	0
b	Average of monthly cash balances.	1b	0
c	Fair market value of all other assets (see instructions).	1c	0
d	Total (add lines 1a, b, and c).	1d	0
e	Reduction claimed for blockage or other factors reported on lines 1a and 1c (attach detailed explanation).	1e	
2	Acquisition indebtedness applicable to line 1 assets.	2	
3	Subtract line 2 from line 1d.	3	0
4	Cash deemed held for charitable activities Enter 1 1/2% of line 3 (for greater amount, see instructions).	4	0
5	Net value of noncharitable-use assets.Subtract line 4 from line 3 Enter here and on Part V, line 4	5	0
6	Minimum investment return.Enter 5% of line 5.	6	0

Part XI

Distributable Amount

(see instructions) (Section 4942(j)(3) and (j)(5) private operating foundations and certain foreign organizations check here ☐ and do not complete this part.)

1	Minimum investment return from Part X, line 6.	1	
2a	Tax on investment income for 2015 from Part VI, line 5.	2a	171
b	Income tax for 2015 (This does not include the tax from Part VI).	2b	
c	Add lines 2a and 2b.	2c	171
3	Distributable amount before adjustments Subtract line 2c from line 1.	3	
4	Recoveries of amounts treated as qualifying distributions.	4	
5	Add lines 3 and 4.	5	
6	Deduction from distributable amount (see instructions).	6	
7	Distributable amountas adjusted Subtract line 6 from line 5 Enter here and on Part XIII, line 1.	7	0

Part XII

Qualifying Distributions (see instructions)

1	Amounts paid (including administrative expenses) to accomplish charitable, etc , purposes		
a	Expenses, contributions, gifts, etc —total from Part I, column (d), line 26.	1a	3,174
b	Program-related investments—total from Part IX-B.	1b	
2	Amounts paid to acquire assets used (or held for use) directly in carrying out charitable, etc , purposes.	2	
3	Amounts set aside for specific charitable projects that satisfy the		
a	Suitability test (prior IRS approval required).	3a	
b	Cash distribution test (attach the required schedule).	3b	
4	Qualifying distributions.Add lines 1a through 3b Enter here and on Part V, line 8, and Part XIII, line 4	4	3,174
5	Foundations that qualify under section 4940(e) for the reduced rate of tax on net investment income Enter 1% of Part I, line 27b (see instructions).	5	171
6	Adjusted qualifying distributions.Subtract line 5 from line 4.	6	3,003

Note:The amount on line 6 will be used in Part V, column (b), in subsequent years when calculating whether the foundation qualifies for the section 4940(e) reduction of tax in those years

Part XIII

Undistributed Income (see instructions)

	(a) Corpus	(b) Years prior to 2014	(c) 2014	(d) 2015
1 Distributable amount for 2015 from Part XI, line 7				0
2 Undistributed income, if any, as of the end of 2015				
a Enter amount for 2014 only.				
b Total for prior years 20__, 20__, 20__				
3 Excess distributions carryover, if any, to 2015				
a From 2010.	2,278			
b From 2011.	2,199			
c From 2012.	2,961			
d From 2013.	2,945			
e From 2014.	3,053			
f Total of lines 3a through e.	13,436			
4 Qualifying distributions for 2015 from Part XII, line 4	\$ 3,174			
a Applied to 2014, but not more than line 2a				
b Applied to undistributed income of prior years (Election required—see instructions).				
c Treated as distributions out of corpus (Election required—see instructions).				
d Applied to 2015 distributable amount.				
e Remaining amount distributed out of corpus	3,174			
5 Excess distributions carryover applied to 2015 (If an amount appears in column (d), the same amount must be shown in column (a).)				
6 Enter the net total of each column as indicated below:				
a Corpus Add lines 3f, 4c, and 4e Subtract line 5	16,610			
b Prior years' undistributed income Subtract line 4b from line 2b.				
c Enter the amount of prior years' undistributed income for which a notice of deficiency has been issued, or on which the section 4942(a) tax has been previously assessed.				
d Subtract line 6c from line 6b Taxable amount—see instructions.				
e Undistributed income for 2014 Subtract line 4a from line 2a Taxable amount—see instructions.				
f Undistributed income for 2016 Subtract lines 4d and 5 from line 1 This amount must be distributed in 2015.				0
7 Amounts treated as distributions out of corpus to satisfy requirements imposed by section 170(b)(1)(F) or 4942(g)(3) (Election may be required - see instructions).				
8 Excess distributions carryover from 2010 not applied on line 5 or line 7 (see instructions).	2,278			
9 Excess distributions carryover to 2016. Subtract lines 7 and 8 from line 6a.	14,332			
10 Analysis of line 9				
a Excess from 2011.	2,199			
b Excess from 2012.	2,961			
c Excess from 2013.	2,945			
d Excess from 2014.	3,053			
e Excess from 2015.	3,174			

Part XIV

b Check box to indicate whether the organization is a private operating foundation described in section 4942(j)(3) or 4942(j)(5)

b 85% of line 2a

d Amounts included in line 2c not used directly for active conduct of exempt activities

3 Complete 3a, b, or c for the alternative test relied upon

a "Assets" alternative test—enter

(1) Value of all assets

(2) Value of assets qualifying
under section 4942(j)(3)(B)(i)

b "Endowment" alternative test— enter 2/3 of minimum investment return shown in Part X, line 6 for each year listed. . .

c "Support" alternative test—enter

(1) Total support other than gross investment income (interest, dividends, rents, payments on securities loans (section 512(a)(5)), or royalties)

(2) Support from general public and 5 or more exempt organizations as provided in section 4942(j)(3)(B)(iii). . . .

(3) Largest amount of support from an exempt organization

(4) Gross investment income

Part XV

1 Information Regarding Foundation Managers:

a List any managers of the foundation who have contributed more than 2% of the total contributions received by the foundation before the close of any tax year (but only if they have contributed more than \$5,000) (See section 507(d)(2))

b List any managers of the foundation who own 10% or more of the stock of a corporation (or an equally large portion of the ownership of a partnership or other entity) of which the foundation has a 10% or greater interest

2 Information Regarding Contribution, Grant, Gift, Loan, Scholarship, etc., Programs:

Check here ☒ if the foundation only makes contributions to preselected charitable organizations and does not accept unsolicited requests for funds. If the foundation makes gifts, grants, etc. (see instructions) to individuals or organizations under other conditions, complete items 2a, b, c, and d.

a The name, address, and telephone number or email address of the person to whom applications should be addressed

b The form in which applications should be submitted and information and materials they should include

c Any submission deadlines

d Any restrictions or limitations on awards, such as by geographical areas, charitable fields, kinds of institutions, or other factors

Part XV

Supplementary Information(continued)

3 Grants and Contributions Paid During the Year or Approved for Future Payment

Recipient	If recipient is an individual, show any relationship to any foundation manager or substantial contributor	Foundation status of recipient	Purpose of grant or contribution	Amount
Name and address (home or business)				
a Paid during the year See Additional Data Table				
Total			3a	34,830
b Approved for future payment				
Total			3b	

Enter gross amounts unless otherwise indicated		Unrelated business income		Excluded by section 512, 513, or 514		(e) Related or exempt function income (See instructions)
	(a) Business code	(b) Amount	(c) Exclusion code	(d) Amount		
1 Program service revenue						
a _____						
b _____						
c _____						
d _____						
e _____						
f _____						
g Fees and contracts from government agencies						
2 Membership dues and assessments.						
3 Interest on savings and temporary cash investments			14	2,227		
4 Dividends and interest from securities.			14	12,370		
5 Net rental income or (loss) from real estate						
a Debt-financed property.						
b Not debt-financed property.						
6 Net rental income or (loss) from personal property						
7 Other investment income.			18	1		
8 Gain or (loss) from sales of assets other than inventory						
9 Net income or (loss) from special events						
10 Gross profit or (loss) from sales of inventory						
11 Other revenue a <u>Partnership Distnb</u>			1	808		
b <u>Miscellaneous</u>			1			
c _____						
d _____						
e _____						
12 Subtotal Add columns (b), (d), and (e).				15,406		
13 Total. Add line 12, columns (b), (d), and (e).						
(See worksheet in line 13 instructions to verify calculations)						

[illegible]

Did the organization directly or indirectly engage in any of the following with any other organization described in section 501(c) of the Code (other than section 501(c)(3) organizations) or in section 527, relating to political organizations?

(1) Cash.

(2) Other assets.

d If the answer to any of the above is "Yes," complete the following schedule. Column **(b)** should always show the fair market value of the goods, other assets, or services given by the reporting foundation. If the foundation received less than fair market value in any transaction or sharing arrangement, show in column **(d)** the value of the goods, other assets, or services received.

	Yes	No
1a(1)		No
1a(2)		No
1b(1)		No
1b(2)		No
1b(3)		No
1b(4)		No
1b(5)		No
1b(6)		No
1c		No

[illegible]

2a Is the foundation directly or indirectly affiliated with, or related to, one or more tax-exempt organizations described in section 501(c) of the Code (other than section 501(c)(3)) or in section 527? . . . ☐ Yes ☒ No

b If "Yes," complete the following schedule

(a) Name of organization	(b) Type of organization	(c) Description of relationship

Under penalties of perjury, I declare that I have examined this return, including accompanying schedules and statements, and to the best of my knowledge and belief, it is true, correct, and complete. Declaration of preparer (other than taxpayer) is based on all information of which preparer has any knowledge.

***** 2016-05-02 *****

 Signature of officer or trustee Date Title

May the IRS discuss this return with the preparer shown below (see instr)? ☒ Yes ☐ No

Paid Preparer Use Only	Print/Type preparer's name PAUL A BUCCI	Preparer's Signature	Date 2016-05-03	Check if self-employed <input checked="" type="checkbox"/>	PTIN
	Firm's name <input checked="" type="checkbox"/> The Nichols Group PA			Firm's EIN <input checked="" type="checkbox"/>	
	Firm's address <input checked="" type="checkbox"/> 1635 Eagle Harbor Pkwy Ste 4 Fleming Island, FL 32003			Phone no (904) 264-1665	

Form 990PF Part XV Line 3 - Grants and Contributions Paid During the Year or Approved for Future Payment

Recipient	If recipient is an individual, show any relationship to any foundation manager or substantial contributor	Foundation status of recipient	Purpose of grant or contribution	Amount
Name and address (home or business)				
a <i>Paid during the year</i>				
Alzheimer's Association PO Box 96011 Washington, DC 20090		501c	Research	100
America Cancer Society PO Box 429 Richmond, VA 23218		501c	Research	200
American Heart Association 4217 Park Place Ct Glen Allen, VA 23060		501c	Research	120
Bon Secours Richmond Healthcare Fdtn - Noah's Children 5855 Bremono Road Suite 409 Richmond, VA 23226		501c	Medical Care	300
Bon Secours Richmond Health Care 5875 Bremono Road Suite 710 Richmond, VA 23226		501 c	Medical Care	400
Children's Hospital Foundation 2924 Brook Road Richmond, VA 23226		501c	Medical Care	400
Disabled American Veterans PO Box 14301 Cincinnati, OH 45250		501c	Veterans	140
Our Daily BreadRBC Ministries PO Box 222 Grand Rapids, MI 49501		501c	Needy	120
Good Samaritan Ministries 2307 Hull Street Richmond, VA 23224		501c	Needy	940
Mayo Clinic 200 First Street SW Rochester, MN 55905		501c	Medical Care	800
Meals on Wheels 1414 RhoadMiller Street Richmond, VA 23220		501c	Needy	800
Mount Hermon Baptist Church 18100 Genito Road Moseley, VA 23120		501c	Needy	11,750
Pilot Baptist Church 8103 NC Highway 39 S Zebulon, NC 27597		501c	Needy	3,100
Salvation Army PO Box 12400 Richmond, VA 23241		501c	Needy	1,240
Summerfield United Methodist Church Churchview Lane Fries, VA 24330		501c	Needy	1,200
Total				34,830

Form 990PF Part XV Line 3 - Grants and Contributions Paid During the Year or Approved for Future Payment

Recipient	If recipient is an individual, show any relationship to any foundation manager or substantial contributor	Foundation status of recipient	Purpose of grant or contribution	Amount
Name and address (home or business)				
a <i>Paid during the year</i>				
Summerfield Cemetery Trust Churchview Lane Fries, VA 24330		501c	Needy	1,200
Trinity Baptist Church 800 Hammond Blvd Jacksonville, FL 32221		501c	Needy	4,800
UC-Cumberland College 6191 College Station Drive Williamsburg, KY 40769		501c	Education	6,000
USO PO Box 96860 Washington, DC 20077		501c	Veterans	100
Veterans of Foriegn Wars 406 West 34th St Kansas City, MO 64111		501c	Veterans	120
Wounded Warrior Project 4899 Belfort Road Ste 300 Jacksonville, FL 32256		501c	Veterans	400
YMCA of Greater Richmond 737 Coalfield Road Midlothian, VA 23114		501c	Children	600
Total			3a	34,830

TY 2015 Investments Corporate Stock Schedule

Name: Serfco Inc
EIN: 23-7328056

Name of Stock	End of Year Book Value	End of Year Fair Market Value
SEE ATTACHED SCHEDULE	233,423	363,483

TY 2015 Investments Government Obligations Schedule

Name: Serfco Inc

EIN: 23-7328056

US Government Securities - End of

Year Book Value:

111,118

US Government Securities - End of

Year Fair Market Value:

107,076

State & Local Government

Securities - End of Year Book

Value:

State & Local Government

Securities - End of Year Fair

Market Value:

TY 2015 Investments - Other Schedule

Name: Serfco Inc

EIN: 23-7328056

Category / Item	Listed at Cost or FMV	Book Value	End of Year Fair Market Value
SEE ATTACHED SCHEDULE		119,516	133,513

TY 2015 Other Expenses Schedule

Name: Serfco Inc

EIN: 23-7328056

Description	Revenue and Expenses per Books	Net Investment Income	Adjusted Net Income	Disbursements for Charitable Purposes
Bank charges				
Office expense	2,128	709	709	1,419

TY 2015 Other Income Schedule**Name:** Serfco Inc**EIN:** 23-7328056

Description	Revenue And Expenses Per Books	Net Investment Income	Adjusted Net Income
Miscellaneous	11,163		
Other Investment Income			
Partnership Distribution	808		

TY 2015 Other Increases Schedule

Name: Serfco Inc
EIN: 23-7328056

Description	Amount
Rounding	-2

TY 2015 Taxes Schedule**Name:** Serfco Inc**EIN:** 23-7328056

Category	Amount	Net Investment Income	Adjusted Net Income	Disbursements for Charitable Purposes
Excise Tax	312	104	104	208
Foreign Tax				

2015 SERFCO, INC.
Capital Gains/Losses

Account	Security	Symbol	Shares	Bought	Sold	Gross Proceeds	Cost Basis	Adjustments	Realized Gain/Loss
<u>TRP TRUST</u>									
<u>Short Term Gains/Losses--Box A</u>									
	Energen	EGN	0.08600	3/3/2014	3/3/2015	\$5.61	\$7.01		-\$1.40
			0.18100	6/2/2014	3/6/2015	\$11.71	\$15.32		-\$3.61
			0.19600	9/2/2014	3/6/2015	\$12.70	\$15.34		-\$2.64
			0.02900	12/1/2014	3/6/2015	\$1.92	\$2.05		-\$0.13
		Subtotals				\$31.94	\$39.72		-\$7.78
	Frontier	FTR	2.45600	3/31/2014	2/12/2015	\$20.24	\$12.66		\$7.58
			2.39800	6/30/2014	2/12/2015	\$19.77	\$13.17		\$6.60
			2.12100	9/30/2014	2/12/2015	\$17.48	\$13.67		\$3.81
			1.21500	12/31/2014	2/12/2015	\$10.01	\$8.27		\$1.74
		Subtotals	8.19000			\$67.50	\$47.77		\$19.73
		Frac Share Liq	0.85300	12/31/2014	2/18/2015	\$7.13	\$5.81		\$1.32
		Total				\$74.63	\$53.58		\$21.05
	Kraft	KRFT	0.93100	7/25/2014	7/6/2015	\$15.37	\$0.00		\$15.37
			1.02900	10/31/2014	7/6/2015	\$16.98	\$0.00		\$16.98
			0.92800	1/16/2015	7/6/2015	\$15.33	\$0.00		\$15.33
			0.68300	4/24/2015	7/6/2015	\$11.27	\$10.24		\$1.03
		Totals	3.57100			\$58.95	\$10.24		\$48.71
	Unilever	UL	50.00000	6/2/2014	5/19/2015	\$2,237.20	\$2,252.45		-\$15.25
			0.42600	9/10/2014	5/19/2015	\$19.08	\$18.96		\$0.12
			0.42600	12/10/2014	5/19/2015	\$19.07	\$18.09		\$0.98
			0.14700	3/11/2015	5/19/2015	\$6.59	\$6.44		\$0.15
		Subtotals	50.99900			\$2,281.94	\$2,295.94		-\$14.00
		Frac Share Liq	0.23100	3/11/2015	5/22/2015	\$10.39	\$10.11		\$0.28
		Totals				\$2,292.33	\$2,306.05		-\$13.72
Short Term Total--Box A						\$2,457.85	\$2,409.59		\$48.26

TRP TRUST

Long Term Gains/Losses--Box D, Box 3

Energen	EGN	100.0000	2/23/2012	3/3/2015	\$6,468.13	\$5,426.95	\$1,041.18
		0.31200	6/1/2012	3/3/2015	\$20.23	\$14.00	\$6.23
		0.27100	9/4/2012	3/3/2015	\$17.59	\$14.04	\$3.55
		0.32600	12/3/2012	3/3/2015	\$21.10	\$14.08	\$7.02
		0.31700	3/1/2013	3/3/2015	\$20.52	\$14.63	\$5.89

2015 SERFCO, INC.
Capital Gains/Losses

Account	Security	Symbol	Shares	Bought	Sold	Gross Proceeds	Cost Basis	Adjustments	Realized Gain/Loss
			0.26300	6/3/2013	3/3/2015	\$17.04	\$14.68		\$2.36
			0.22000	9/3/2013	3/3/2015	\$14.28	\$14.72	\$0.06	-\$0.38
			0.20000	12/2/2013	3/3/2015	\$12.99	\$14.75		-\$1.76
		Subtotals	101.9090			\$6,591.88	\$5,527.85	\$0.06	\$1,064.09
			0.10200	3/3/2014	3/6/2015	\$6.63	\$8.28		-\$1.65
			0.03000	3/2/2015	3/6/2015	\$1.94	\$2.11		-\$0.17
		Subtotals	0.13200	Various	3/6/2015	\$8.57	\$10.39		-\$1.82
		EGN Total				\$6,600.45	\$5,538.24	\$0.06	\$1,062.27
	Frontier	FTR	2.65500	3/30/2012	2/12/2015	\$21.89	\$8.96		\$12.93
			2.90300	6/29/2012	2/12/2015	\$23.93	\$9.13		\$14.80
			2.34100	9/28/2012	2/12/2015	\$19.30	\$9.89		\$9.41
			2.80500	12/31/2012	2/12/2015	\$23.12	\$9.85		\$13.27
			3.09900	4/1/2013	2/12/2015	\$25.54	\$10.16		\$15.38
			3.22600	6/28/2013	2/12/2015	\$26.59	\$10.68		\$15.91
			2.95100	9/30/2013	2/12/2015	\$24.33	\$11.43		\$12.90
			2.78700	12/31/2013	2/12/2015	\$22.97	\$12.02		\$10.95
		FTR Total	22.76700	Various	2/12/2015	\$187.67	\$82.12		\$105.55
								Noncovered Cost Basis	
	Kraft	KRFT	0.28200	1/13/2012	7/6/2015	\$4.66	\$0.00		\$4.66
		Merger	0.29100	4/16/2012	7/6/2015	\$4.81	\$0.00		\$4.81
			0.27700	7/16/2012	7/6/2015	\$4.58	\$0.00		\$4.58
			62.00000	11/7/2012	7/6/2015	\$1,023.00	\$0.00		\$1,023.00
			1.09200	1/14/2013	7/6/2015	\$18.02	\$0.00		\$18.02
			0.97600	4/12/2013	7/6/2015	\$16.12	\$0.00		\$16.12
			0.91600	7/12/2013	7/6/2015	\$15.12	\$0.00		\$15.12
			0.99500	10/25/2013	7/6/2015	\$16.43	\$0.00		\$16.43
			1.01700	1/17/2014	7/6/2015	\$16.79	\$0.00		\$16.79
			0.96700	4/25/2014	7/6/2015	\$15.96	\$0.00		\$15.96
		KRFT Total	68.81300	Various	7/6/2015	\$1,135.49	\$0.00	\$0.00	\$1,135.49
	Lowes	LOW	50.00000	3/1/2012	8/31/2015	\$3,414.98	\$1,412.48		\$2,002.50
Total Long Term Gains/Losses—Box D, Box 3						\$11,338.59	\$7,032.84	\$0.06	\$4,305.81
Covered Total						\$13,796.44	\$9,442.43	\$0.06	\$4,354.07

Noncovered

2015 SERFCO, INC.
Capital Gains/Losses

Account	Security	Symbol	Shares	Bought	Sold	Gross Proceeds	Cost Basis	Adjustments	Realized Gain/Loss
<u>Long Term Noncovered</u>								Cost Basis	
	DOW Chem	DOW	100.00000	10/11/2011	10/5/2015	\$4,453.96	\$2,608.95		\$1,845.01
	Frontier	FTR	23.06100	7/8/2010	2/2/2015	\$153.61	\$179.19		-\$25.58
			0.36100	9/30/2010	2/2/2015	\$2.41	\$4.69		-\$2.28
			0.35900	12/31/2010	2/2/2015	\$2.39	\$4.80		-\$2.41
			0.39900	3/31/2011	2/2/2015	\$2.66	\$4.89		-\$2.23
			0.39700	6/30/2011	2/2/2015	\$2.65	\$1.85		\$0.80
			0.42000	12/31/2010	2/2/2015	\$2.80	\$4.80		-\$2.00
			0.58200	9/30/2010	2/2/2015	\$3.88	\$4.69		-\$0.81
			0.49900	12/31/2010	2/2/2015	\$3.33	\$4.80		-\$1.47
			0.60200	3/31/2011	2/2/2015	\$4.01	\$4.89		-\$0.88
			23.31500	5/20/2011	2/2/2015	\$155.30	\$211.15		-\$55.85
		Subtotal	49.99500			\$333.04	\$425.75		-\$92.71
			51.68400	5/20/2011	2/12/2015	\$425.96	\$468.05		-\$42.09
			2.41000	6/30/2011	2/12/2015	\$19.87	\$19.07		\$0.80
			3.00600	9/30/2011	2/12/2015	\$24.78	\$19.52		\$5.26
			3.93700	12/30/2011	2/12/2015	\$32.45	\$20.08		\$12.37
		Subtotal	61.03700			\$503.06	\$526.72		-\$23.66
		FTR Total				\$836.10	\$952.47		-\$116.37
	Home Depot	HD	25.00000	9/28/2010	6/18/2015	\$2,790.74	\$794.98		\$1,995.76
	Kraft	KRFT	33.33300	1/29/2009	7/6/2015	\$550.00	\$772.73		-\$222.73
		Merger	0.41600	4/8/2009	7/6/2015	\$6.88	\$7.62		-\$0.74
			0.38100	7/14/2009	7/6/2015	\$6.29	\$7.71		-\$1.42
			0.37700	10/14/2009	7/6/2015	\$6.22	\$7.80		-\$1.58
			0.34800	7/13/2010	7/6/2015	\$5.74	\$7.88		-\$2.14
			0.33400	4/14/2010	7/6/2015	\$5.51	\$7.97		-\$2.46
			0.35000	7/14/2010	7/6/2015	\$5.78	\$8.04		-\$2.26
			0.33300	10/14/2010	7/6/2015	\$5.51	\$8.12		-\$2.61
			0.33200	1/14/2011	7/6/2015	\$5.49	\$8.20		-\$2.71
			0.33000	4/19/2011	7/6/2015	\$5.46	\$8.27		-\$2.81
			0.29800	7/14/2011	7/6/2015	\$4.92	\$8.35		-\$3.43
			0.31200	10/14/2011	7/6/2015	\$5.15	\$8.42		-\$3.27
		KRFT Total	37.14400			\$612.95	\$861.11		-\$248.16
	MPLX	MPLX	0.52100	12/4/2015	12/4/2015	\$16.09	\$0.00		\$16.09
	Markwest Energy	MWE	19.04000	Various	12/4/2015	\$776.54	\$4,450.65		-\$3,674.11
<u>Total Noncovered</u>						\$9,486.38	\$9,668.16		-\$181.78

2015 SERFCO, INC.
Capital Gains/Losses

Account	Security	Symbol	Shares	Bought	Sold	Gross Proceeds	Cost Basis	Adjustments	Realized Gain/Loss
<u>Treasury</u>									
	TNOTE 11/30/2015	912828PJ3	70	11/30/2010	11/30/2015	\$7,000.00	\$6,987.88		\$12.12
	Total Treasury					\$7,000.00	\$6,987.88		\$12.12
<u>TRP Mutual Funds</u>									
	Inflation-Protected Bond	PRIPX	166.52800	5/18/2009	5/4/2015	\$2,000.00	\$2,041.35		-\$41.35
			57.19000	5/18/2009	6/4/2015	\$677.70	\$701.05		-\$23.35
			0.11600	5/29/2009	6/4/2015	\$1.37	\$1.42		-\$0.05
			3.20600	6/30/2009	6/4/2015	\$37.99	\$39.30		-\$1.31
			0.28500	7/31/2009	6/4/2015	\$3.38	\$3.49		-\$0.11
			0.25900	8/31/2009	6/4/2015	\$3.07	\$3.17		-\$0.10
			0.25100	9/30/2009	6/4/2015	\$2.97	\$3.08		-\$0.11
			0.25800	10/30/2009	6/4/2015	\$3.06	\$3.16		-\$0.10
			0.22300	11/30/2009	6/4/2015	\$2.64	\$2.73		-\$0.09
			1.37400	12/7/2009	6/4/2015	\$16.28	\$16.84		-\$0.56
			0.27200	12/31/2009	6/4/2015	\$3.22	\$3.33		-\$0.11
			0.22000	1/29/2010	6/4/2015	\$2.61	\$2.70		-\$0.09
			0.22300	2/26/2010	6/4/2015	\$2.64	\$2.73		-\$0.09
			0.24800	3/31/2010	6/4/2015	\$2.94	\$3.04		-\$0.10
			0.25100	4/30/2010	6/4/2015	\$2.97	\$3.08		-\$0.11
			8.46000	5/26/2010	6/4/2015	\$100.25	\$103.71		-\$3.46
			0.23100	5/28/2010	6/4/2015	\$2.74	\$2.83		-\$0.09
			0.23700	6/30/2010	6/4/2015	\$2.81	\$2.91		-\$0.10
			8.43200	7/13/2010	6/4/2015	\$99.92	\$103.36		-\$3.44
			0.26300	7/30/2010	6/4/2015	\$3.12	\$3.22		-\$0.10
			2.38900	8/17/2010	6/4/2015	\$28.31	\$29.29		-\$0.98
			5.89600	8/17/2010	8/13/2015	\$69.93	\$72.27		-\$2.34
			0.24200	8/31/2010	8/13/2015	\$2.87	\$2.97		-\$0.10
			12.38600	9/8/2010	8/13/2015	\$146.90	\$151.83		-\$4.93
			0.24900	9/30/2010	8/13/2015	\$2.95	\$3.05		-\$0.10
			0.25400	10/29/2010	8/13/2015	\$3.01	\$3.11		-\$0.10
			16.30000	11/24/2010	8/13/2015	\$193.32	\$199.81		-\$6.49
			0.25200	11/30/2010	8/13/2015	\$2.99	\$3.09		-\$0.10
			3.33400	12/7/2010	8/13/2015	\$39.54	\$40.87		-\$1.33
			0.30800	12/31/2010	8/13/2015	\$3.65	\$3.78		-\$0.13
			0.27400	1/31/2011	8/13/2015	\$3.25	\$3.36		-\$0.11

2015 SERFCO, INC.

Capital Gains/Losses

Account	Security	Symbol	Shares	Bought	Sold	Gross Proceeds	Cost Basis	Adjustments	Realized Gain/Loss
			8.38900	2/2/2011	8/13/2015	\$99.49	\$102.83		-\$3.34
			16.97800	2/15/2011	8/13/2015	\$201.36	\$208.12		-\$6.76
			0.28400	2/28/2011	8/13/2015	\$3.37	\$3.48		-\$0.11
			8.22400	3/11/2011	8/13/2015	\$97.54	\$100.81		-\$3.27
			0.31500	3/31/2011	8/13/2015	\$3.74	\$3.86		-\$0.12
			8.07800	4/19/2011	8/13/2015	\$95.81	\$99.02		-\$3.21
			0.30400	4/29/2011	8/13/2015	\$3.61	\$3.73		-\$0.12
			2.25000	5/16/2011	8/13/2015	\$26.69	\$27.58		-\$0.89
Total TRP Mutual Funds						\$4,000.01	\$4,109.36		-\$109.35

SERFCO, INC.**Form 990-PF Part II Balance Sheets****December 31, 2014****23-7328056****LINE 10 b - INVESTMENTS - CORPORATE STOCK**

	COST	END OF YEAR FMV
ALTRIA GROUP INC	2,000.21	5,167.94
AMERICAN WATER WORKS	11,141.19	19,874.09
AQUA AMERICA INC	9,770.76	13,661.24
CMS ENERGY	10,566.22	16,757.72
CST BRANDS	2,631.91	3,969.92
CONAGRA FOODS	5,721.96	9,838.70
CONOCOPHILLIPS	8,165.02	5,566.77
DOW CHEMICAL	3,888.89	6,655.28
DUKE ENERGY CORP NEW	6,824.68	8,352.09
EMERSON ELECTRIC	12,484.71	11,028.62
ENTERPRISE PRODUCTS	5,798.16	6,477.69
GENERAL MILLS	6,984.12	13,295.81
HOME DEPOT	7,525.65	26,042.84
INTEL CORP COM	5,202.29	7,984.28
JOHNSON CTLS INC.	3,423.60	4,175.45
KELLOGG CO	11,569.86	16,194.39
KRAFT HEINZ CO COM STK KHC	3,445.36	8,090.17
LOWES CO	5,073.52	12,373.62
MPLX LP COM UNIT REPSTG LTD PARTNER	6,862.66	5,348.88
MARATHON OIL CORP	6,096.37	2,798.00
MERCK & CO INC	2,910.54	5,707.49
MICROSOFT	3,329.01	6,398.52
MONDELEZ INTERNATIONAL	3,612.35	5,429.40
PFIZER COM	2,284.17	3,903.10
PHILLIPS 66	2,888.40	8,821.59
PIEDMONT NAT GAS INC	7,155.73	13,904.07
PLUM CREEK TIMBER CO	4,606.90	6,500.86
PRICE T ROWE GROUP INC.	7,365.33	8,000.77
PROGRESSIVE CORP	3,662.39	5,524.11
REPUBLIC SERVICES INC.	4,152.36	5,971.73
SONOCO PRODS	3,445.47	4,547.41
SOUTHERN CO COM	10,145.87	13,130.72
US BANKCORP	5,945.73	9,455.60
VALERO ENERGY CORP	6,350.06	16,042.61
VERIZON COMMUNICATIONS	4,531.73	6,507.65
WEC ENERGY GROUP	4,363.41	5,695.07
WALGREEN BOOTS ALLIANCE INC COM	4,883.01	9,479.92
WESTAR ENERGY INC	6,278.20	10,587.89
WESTERN UNION	1,914.50	2,003.89
VARIOUS MUTUAL FUNDS, CEFS AND ETFS	8,420.77	12,217.61
TOTALS CORPORATE STOCK	233,423.07	363,483.51

LINE 13 - INVESTMENTS-OTHER		
T. ROWE PRICE BLUE CHIP GROWTH	11,113.64	16,742.00
T. ROWE PRICE CAPITAL APPRECIATION	15,910.85	18,381.64
T. ROWE PRICE DIVIDEND GROWTH	19,703.14	25,738.35
T. ROWE PRICE GROWTH & INCOME	11,994.01	13,074.92
T. ROWE PRICE NEW AMERICAN GROWTH	10,716.38	12,156.27
T. ROWE PRICE REAL ESTATE	5,919.02	8,129.29
T. ROWE PRICE SCIENCE & TECHNOLOGY	3,248.85	2,875.94
T. ROWE PRICE FLOATING RATE	5,433.73	5,290.68
T. ROWE PRICE INFLATION-PROTECTED BOND	9,042.28	4,624.06
T. ROWE PRICE SPECTRUM INCOME	15,932.32	15,671.63
T. ROWE PRICE TAX-FREE INCOME	10,502.07	10,827.99
TOTALS OTHER INVESTMENTS	<u>119,516.29</u>	<u>133,512.77</u>