



See a Social Security Number? Say Something!
Report Privacy Problems to <https://public.resource.org/privacy>
Or call the IRS Identity Theft Hotline at 1-800-908-4490



Form **990-PF****Return of Private Foundation**

or Section 4947(a)(1) Trust Treated as Private Foundation

OMB No 1545-0052

2015

Open to Public Inspection

Department of the Treasury
Internal Revenue Service

Do not enter social security numbers on this form as it may be made public.
Information about Form 990-PF and its separate instructions is at www.irs.gov/form990pf.

For calendar year 2015 or tax year beginning

, and ending

| | | | | |
|--|-------------------------------|---|--|--|
| Name of foundation KAHRS CHR TR | | | A Employer identification number 22-6347838 | |
| Number and street (or P O box number if mail is not delivered to street address) Wells Fargo Bank N A Trust Tax Dept - 1 W 4th St 4th Floor MAC D4000-041 | | Room/suite | B Telephone number (see instructions) (888) 730-4933 | |
| City or town Winston Salem | State NC | ZIP code 27101-3818 | | |
| Foreign country name | Foreign province/state/county | Foreign postal code | C If exemption application is pending, check here <input type="checkbox"/> | |
| G Check all that apply <input type="checkbox"/> Initial return <input type="checkbox"/> Initial return of a former public charity <input type="checkbox"/> Final return <input type="checkbox"/> Amended return <input type="checkbox"/> Address change <input type="checkbox"/> Name change | | | D 1. Foreign organizations, check here <input type="checkbox"/> 2. Foreign organizations meeting the 85% test, check here and attach computation <input type="checkbox"/> | |
| H Check type of organization <input checked="" type="checkbox"/> Section 501(c)(3) exempt private foundation <input type="checkbox"/> Section 4947(a)(1) nonexempt charitable trust <input type="checkbox"/> Other taxable private foundation | | | E If private foundation status was terminated under section 507(b)(1)(A), check here <input type="checkbox"/> | |
| I Fair market value of all assets at end of year (from Part II, col (c), line 16) \$ 736,482 | | J Accounting method <input checked="" type="checkbox"/> Cash <input type="checkbox"/> Accrual <input type="checkbox"/> Other (specify) _____ | | |
| | | | F If the foundation is in a 60-month termination under section 507(b)(1)(B), check here <input type="checkbox"/> | |

| Part I Analysis of Revenue and Expenses (The total of amounts in columns (b), (c), and (d) may not necessarily equal the amounts in column (a) (see instructions)) | | (a) Revenue and expenses per books | (b) Net investment income | (c) Adjusted net income | (d) Disbursements for charitable purposes (cash basis only) |
|--|---|------------------------------------|---------------------------|-------------------------|---|
| Revenue | 1 Contributions, gifts, grants, etc., received (attach schedule) | | | | |
| | 2 Check <input checked="" type="checkbox"/> if the foundation is not required to attach Sch B | | | | |
| | 3 Interest on savings and temporary cash investments | | | | |
| | 4 Dividends and interest from securities | 13,891 | 13,543 | | |
| | 5a Gross rents | | | | |
| | b Net rental income or (loss) | | | | |
| | 6a Net gain or (loss) from sale of assets not on line 10 | 11,992 | | | |
| | b Gross sales price for all assets on line 6a 318,699 | | | | |
| | 7 Capital gain net income (from Part IV, line 2) | | 11,992 | | |
| | 8 Net short-term capital gain | | | | |
| | 9 Income modifications | | | | |
| | 10a Gross sales less returns and allowances | | | | |
| b Less Cost of goods sold | | | | | |
| c Gross profit or (loss) (attach schedule) | | | | | |
| 11 Other income (attach schedule) | | | | | |
| 12 Total. Add lines 1 through 11 | 25,883 | 25,535 | 0 | | |
| Operating and Administrative Expenses | 13 Compensation of officers, directors, trustees, etc | 20,326 | 15,244 | | 5,082 |
| | 14 Other employee salaries and wages | | | | |
| | 15 Pension plans, employee benefits | | | | |
| | 16a Legal fees (attach schedule) | 10,593 | | | 10,593 |
| | b Accounting fees (attach schedule) | 760 | | | 760 |
| | c Other professional fees (attach schedule) | | | | |
| | 17 Interest | | | | |
| | 18 Taxes (attach schedule) (see instructions) | 1,170 | 178 | | |
| | 19 Depreciation (attach schedule) and depletion | | | | |
| | 20 Occupancy | | | | |
| | 21 Travel, conferences, and meetings | | | | |
| | 22 Printing and publications | | | | |
| | 23 Other expenses (attach schedule) | | | | |
| | 24 Total operating and administrative expenses. Add lines 13 through 23 | 32,849 | 15,422 | 0 | 16,435 |
| 25 Contributions, gifts, grants paid | 15,000 | | | 15,000 | |
| 26 Total expenses and disbursements. Add lines 24 and 25 | 47,849 | 15,422 | 0 | 31,435 | |
| 27 Subtract line 26 from line 12 | | | | | |
| a Excess of revenue over expenses and disbursements | -21,966 | | | | |
| b Net investment income (if negative, enter -0-) | | 10,113 | | | |
| c Adjusted net income (if negative, enter -0-) | | | 0 | | |

For Paperwork Reduction Act Notice, see instructions.

Form 990-PF (2015)

HTA

we 20

RECEIVED MAY 04 2016

SCANNED MAY 16 2016

| Part II Balance Sheets | | Attached schedules and amounts in the description column should be for end-of-year amounts only (See instructions) | | |
|--|--|--|----------------|-----------------------|
| | | Beginning of year | End of year | |
| | | (a) Book Value | (b) Book Value | (c) Fair Market Value |
| Assets | 1 Cash—non-interest-bearing | | | |
| | 2 Savings and temporary cash investments | 44,233 | 35,119 | 35,119 |
| | 3 Accounts receivable ▶ | | | |
| | Less: allowance for doubtful accounts ▶ | | | |
| | 4 Pledges receivable ▶ | | | |
| | Less: allowance for doubtful accounts ▶ | | | |
| | 5 Grants receivable | | | |
| | 6 Receivables due from officers, directors, trustees, and other disqualified persons (attach schedule) (see instructions) | | | |
| | 7 Other notes and loans receivable (attach schedule) ▶ | | | |
| | Less: allowance for doubtful accounts ▶ | | | |
| | 8 Inventories for sale or use | | | |
| | 9 Prepaid expenses and deferred charges | | | |
| | 10a Investments—U.S. and state government obligations (attach schedule) | | | |
| | b Investments—corporate stock (attach schedule) | | | |
| | c Investments—corporate bonds (attach schedule) | | | |
| | 11 Investments—land, buildings, and equipment: basis ▶ | | | |
| Less: accumulated depreciation (attach schedule) ▶ | | | | |
| 12 Investments—mortgage loans | | | | |
| 13 Investments—other (attach schedule) | 676,927 | 665,506 | 701,363 | |
| 14 Land, buildings, and equipment: basis ▶ | | | | |
| Less: accumulated depreciation (attach schedule) ▶ | | | | |
| 15 Other assets (describe ▶) | | | | |
| 16 Total assets (to be completed by all filers—see the instructions. Also, see page 1, item I) | 721,160 | 700,625 | 736,482 | |
| Liabilities | 17 Accounts payable and accrued expenses | | | |
| | 18 Grants payable | | | |
| | 19 Deferred revenue | | | |
| | 20 Loans from officers, directors, trustees, and other disqualified persons | | | |
| | 21 Mortgages and other notes payable (attach schedule) | | | |
| | 22 Other liabilities (describe ▶) | | | |
| | 23 Total liabilities (add lines 17 through 22) | 0 | 0 | |
| Net Assets or Fund Balances | Foundations that follow SFAS 117, check here ▶ <input type="checkbox"/> | | | |
| | 24 Unrestricted | | | |
| | 25 Temporarily restricted | | | |
| | 26 Permanently restricted | | | |
| | Foundations that do not follow SFAS 117, check here ▶ <input checked="" type="checkbox"/> | | | |
| | 27 Capital stock, trust principal, or current funds | 721,160 | 700,625 | |
| | 28 Paid-in or capital surplus, or land, bldg, and equipment fund | | | |
| | 29 Retained earnings, accumulated income, endowment, or other funds | | | |
| 30 Total net assets or fund balances (see instructions) | 721,160 | 700,625 | | |
| 31 Total liabilities and net assets/fund balances (see instructions) | 721,160 | 700,625 | | |

Part III Analysis of Changes in Net Assets or Fund Balances

| | | |
|---|----------|---------|
| 1 Total net assets or fund balances at beginning of year—Part II, column (a), line 30 (must agree with end-of-year figure reported on prior year's return) | 1 | 721,160 |
| 2 Enter amount from Part I, line 27a | 2 | -21,966 |
| 3 Other increases not included in line 2 (itemize) ▶ <u>Mutual Fund & CTF Income Additions</u> | 3 | 2,059 |
| 4 Add lines 1, 2, and 3 | 4 | 701,253 |
| 5 Decreases not included in line 2 (itemize) ▶ <u>See Attached Statement</u> | 5 | 628 |
| 6 Total net assets or fund balances at end of year (line 4 minus line 5)—Part II, column (b), line 30 | 6 | 700,625 |

Part IV Capital Gains and Losses for Tax on Investment Income

| (a) List and describe the kind(s) of property sold (e.g., real estate, 2-story brick warehouse, or common stock, 200 shs MLC Co.) | | (b) How acquired P—Purchase D—Donation | (c) Date acquired (mo., day, yr.) | (d) Date sold (mo., day, yr.) |
|---|--|---|---|----------------------------------|
| 1a See Attached Statement | | | | |
| b | | | | |
| c | | | | |
| d | | | | |
| e | | | | |
| (e) Gross sales price | (f) Depreciation allowed (or allowable) | (g) Cost or other basis plus expense of sale | (h) Gain or (loss) (e) plus (f) minus (g) | |
| a | | | | |
| b | | | | |
| c | | | | |
| d | | | | |
| e | | | | |
| Complete only for assets showing gain in column (h) and owned by the foundation on 12/31/69 | | | | |
| (i) F.M.V. as of 12/31/69 | (j) Adjusted basis as of 12/31/69 | (k) Excess of col. (i) over col. (j), if any | (l) Gains (Col. (h) gain minus col. (k), but not less than -0-) or Losses (from col. (h)) | |
| a | | | | |
| b | | | | |
| c | | | | |
| d | | | | |
| e | | | | |
| 2 Capital gain net income or (net capital loss) { If gain, also enter in Part I, line 7 If (loss), enter -0- in Part I, line 7 } | | | 2 | 11,992 |
| 3 Net short-term capital gain or (loss) as defined in sections 1222(5) and (6) If gain, also enter in Part I, line 8, column (c) (see instructions) If (loss), enter -0- in Part I, line 8 } | | | 3 | 0 |

Part V Qualification Under Section 4940(e) for Reduced Tax on Net Investment Income

(For optional use by domestic private foundations subject to the section 4940(a) tax on net investment income.)

If section 4940(d)(2) applies, leave this part blank.

Was the foundation liable for the section 4942 tax on the distributable amount of any year in the base period? ☐ Yes ☒ No

If "Yes," the foundation does not qualify under section 4940(e). Do not complete this part.

| (a) Base period years Calendar year (or tax year beginning in) | (b) Adjusted qualifying distributions | (c) Net value of noncharitable-use assets | (d) Distribution ratio (col. (b) divided by col. (c)) |
|---|--|--|---|
| 2014 | 32,555 | 813,281 | 0.040029 |
| 2013 | 41,733 | 799,565 | 0.052195 |
| 2012 | 35,610 | 772,958 | 0.046070 |
| 2011 | 44,603 | 797,201 | 0.055950 |
| 2010 | 30,449 | 769,701 | 0.039560 |
| 2 Total of line 1, column (d) | | | 2 0.233804 |
| 3 Average distribution ratio for the 5-year base period—divide the total on line 2 by 5, or by the number of years the foundation has been in existence if less than 5 years | | | 3 0.046761 |
| 4 Enter the net value of noncharitable-use assets for 2015 from Part X, line 5 | | | 4 770,991 |
| 5 Multiply line 4 by line 3 | | | 5 36,052 |
| 6 Enter 1% of net investment income (1% of Part I, line 27b) | | | 6 101 |
| 7 Add lines 5 and 6 | | | 7 36,153 |
| 8 Enter qualifying distributions from Part XII, line 4 If line 8 is equal to or greater than line 7, check the box in Part VI, line 1b, and complete that part using a 1% tax rate. See the Part VI instructions. | | | 8 31,435 |

Part VI Excise Tax Based on Investment Income (Section 4940(a), 4940(b), 4940(e), or 4948—see instructions)

| | | | |
|-----------|---|-----------|-----|
| 1a | Exempt operating foundations described in section 4940(d)(2), check here <input type="checkbox"/> and enter "N/A" on line 1 Date of ruling or determination letter _____ (attach copy of letter if necessary—see instructions) | | |
| b | Domestic foundations that meet the section 4940(e) requirements in Part V, check here <input type="checkbox"/> and enter 1% of Part I, line 27b | 1 | 202 |
| c | All other domestic foundations enter 2% of line 27b. Exempt foreign organizations enter 4% of Part I, line 12, col (b) | | |
| 2 | Tax under section 511 (domestic section 4947(a)(1) trusts and taxable foundations only. Others enter -0-) | 2 | 0 |
| 3 | Add lines 1 and 2 | 3 | 202 |
| 4 | Subtitle A (income) tax (domestic section 4947(a)(1) trusts and taxable foundations only. Others enter -0-) | 4 | |
| 5 | Tax based on investment income. Subtract line 4 from line 3. If zero or less, enter -0- | 5 | 202 |
| 6 | Credits/Payments | | |
| a | 2015 estimated tax payments and 2014 overpayment credited to 2015 | 6a | 615 |
| b | Exempt foreign organizations—tax withheld at source | 6b | |
| c | Tax paid with application for extension of time to file (Form 8868) | 6c | |
| d | Backup withholding erroneously withheld | 6d | |
| 7 | Total credits and payments. Add lines 6a through 6d | 7 | 615 |
| 8 | Enter any penalty for underpayment of estimated tax. Check here <input type="checkbox"/> if Form 2220 is attached | 8 | |
| 9 | Tax due. If the total of lines 5 and 8 is more than line 7, enter amount owed | 9 | 0 |
| 10 | Overpayment. If line 7 is more than the total of lines 5 and 8, enter the amount overpaid | 10 | 413 |
| 11 | Enter the amount of line 10 to be Credited to 2016 estimated tax <input type="checkbox"/> 202 Refunded <input type="checkbox"/> | 11 | 211 |

Part VII-A Statements Regarding Activities

| | Yes | No |
|--|-----|----|
| 1a During the tax year, did the foundation attempt to influence any national, state, or local legislation or did it participate or intervene in any political campaign? | | X |
| b Did it spend more than \$100 during the year (either directly or indirectly) for political purposes (see Instructions for the definition)? <i>If the answer is "Yes" to 1a or 1b, attach a detailed description of the activities and copies of any materials published or distributed by the foundation in connection with the activities</i> | | X |
| c Did the foundation file Form 1120-POL for this year? | | X |
| d Enter the amount (if any) of tax on political expenditures (section 4955) imposed during the year (1) On the foundation <input type="checkbox"/> \$ _____ (2) On foundation managers <input type="checkbox"/> \$ _____ | | |
| e Enter the reimbursement (if any) paid by the foundation during the year for political expenditure tax imposed on foundation managers <input type="checkbox"/> \$ _____ | | |
| 2 Has the foundation engaged in any activities that have not previously been reported to the IRS? <i>If "Yes," attach a detailed description of the activities</i> | | X |
| 3 Has the foundation made any changes, not previously reported to the IRS, in its governing instrument, articles of incorporation, or bylaws, or other similar instruments? <i>If "Yes," attach a conformed copy of the changes</i> | | X |
| 4a Did the foundation have unrelated business gross income of \$1,000 or more during the year? | | X |
| b If "Yes," has it filed a tax return on Form 990-T for this year? | N/A | |
| 5 Was there a liquidation, termination, dissolution, or substantial contraction during the year? <i>If "Yes," attach the statement required by General Instruction T</i> | | X |
| 6 Are the requirements of section 508(e) (relating to sections 4941 through 4945) satisfied either • By language in the governing instrument, or • By state legislation that effectively amends the governing instrument so that no mandatory directions that conflict with the state law remain in the governing instrument? | X | |
| 7 Did the foundation have at least \$5,000 in assets at any time during the year? <i>If "Yes," complete Part II, col (c), and Part XV</i> | X | |
| 8a Enter the states to which the foundation reports or with which it is registered (see instructions) <input type="checkbox"/> NJ | | |
| b If the answer is "Yes" to line 7, has the foundation furnished a copy of Form 990-PF to the Attorney General (or designate) of each state as required by <i>General Instruction G</i> ? <i>If "No," attach explanation</i> | X | |
| 9 Is the foundation claiming status as a private operating foundation within the meaning of section 4942(j)(3) or 4942(j)(5) for calendar year 2015 or the taxable year beginning in 2015 (see instructions for Part XIV)? <i>If "Yes," complete Part XIV</i> | | X |
| 10 Did any persons become substantial contributors during the tax year? <i>If "Yes," attach a schedule listing their names and addresses</i> | | X |

Part VII-A Statements Regarding Activities (continued)

| | | | | |
|--|--|----|-----|----|
| 11 | At any time during the year, did the foundation, directly or indirectly, own a controlled entity within the meaning of section 512(b)(13)? If "Yes," attach schedule (see instructions) | 11 | | X |
| 12 | Did the foundation make a distribution to a donor advised fund over which the foundation or a disqualified person had advisory privileges? If "Yes," attach statement (see instructions) | 12 | | X |
| 13 | Did the foundation comply with the public inspection requirements for its annual returns and exemption application? | 13 | X | |
| Website address ▶ N/A | | | | |
| 14 | The books are in care of ▶ WELLS FARGO BANK N A Telephone no ▶ 888-730-4933 | | | |
| Located at ▶ 1 W 4th St 4th Floor MAC D4000-041 Winston Salem NC ZIP+4 ▶ 27101-3818 | | | | |
| 15 | Section 4947(a)(1) nonexempt charitable trusts filing Form 990-PF in lieu of Form 1041—Check here and enter the amount of tax-exempt interest received or accrued during the year ▶ 15 N/A | | | |
| 16 | At any time during calendar year 2015, did the foundation have an interest in or a signature or other authority over a bank, securities, or other financial account in a foreign country? | 16 | Yes | No |
| See the instructions for exceptions and filing requirements for FinCEN Form 114. If "Yes," enter the name of the foreign country ▶ | | | | |

Part VII-B Statements Regarding Activities for Which Form 4720 May Be Required

File Form 4720 if any item is checked in the "Yes" column, unless an exception applies.

| | | Yes | No |
|----|--|-----|-----|
| 1a | During the year did the foundation (either directly or indirectly): | | |
| | (1) Engage in the sale or exchange, or leasing of property with a disqualified person? <input type="checkbox"/> Yes <input checked="" type="checkbox"/> No | | |
| | (2) Borrow money from, lend money to, or otherwise extend credit to (or accept it from) a disqualified person? <input type="checkbox"/> Yes <input checked="" type="checkbox"/> No | | |
| | (3) Furnish goods, services, or facilities to (or accept them from) a disqualified person? <input type="checkbox"/> Yes <input checked="" type="checkbox"/> No | | |
| | (4) Pay compensation to, or pay or reimburse the expenses of, a disqualified person? <input checked="" type="checkbox"/> Yes <input type="checkbox"/> No | | |
| | (5) Transfer any income or assets to a disqualified person (or make any of either available for the benefit or use of a disqualified person)? <input type="checkbox"/> Yes <input checked="" type="checkbox"/> No | | |
| | (6) Agree to pay money or property to a government official? (Exception. Check "No" if the foundation agreed to make a grant to or to employ the official for a period after termination of government service, if terminating within 90 days) <input type="checkbox"/> Yes <input checked="" type="checkbox"/> No | | |
| b | If any answer is "Yes" to 1a(1)–(6), did any of the acts fail to qualify under the exceptions described in Regulations section 53.4941(d)-3 or in a current notice regarding disaster assistance (see instructions)? Organizations relying on a current notice regarding disaster assistance check here ▶ <input type="checkbox"/> | 1b | X |
| c | Did the foundation engage in a prior year in any of the acts described in 1a, other than excepted acts, that were not corrected before the first day of the tax year beginning in 2015? | 1c | X |
| 2 | Taxes on failure to distribute income (section 4942) (does not apply for years the foundation was a private operating foundation defined in section 4942(j)(3) or 4942(j)(5)) | | |
| a | At the end of tax year 2015, did the foundation have any undistributed income (lines 6d and 6e, Part XIII) for tax year(s) beginning before 2015? <input type="checkbox"/> Yes <input checked="" type="checkbox"/> No | | |
| | If "Yes," list the years ▶ 20____, 20____, 20____, 20____ | | |
| b | Are there any years listed in 2a for which the foundation is not applying the provisions of section 4942(a)(2) (relating to incorrect valuation of assets) to the year's undistributed income? (If applying section 4942(a)(2) to all years listed, answer "No" and attach statement—see instructions) | 2b | N/A |
| c | If the provisions of section 4942(a)(2) are being applied to any of the years listed in 2a, list the years here ▶ 20____, 20____, 20____, 20____ | | |
| 3a | Did the foundation hold more than a 2% direct or indirect interest in any business enterprise at any time during the year? <input type="checkbox"/> Yes <input checked="" type="checkbox"/> No | | |
| b | If "Yes," did it have excess business holdings in 2015 as a result of (1) any purchase by the foundation or disqualified persons after May 26, 1969, (2) the lapse of the 5-year period (or longer period approved by the Commissioner under section 4943(c)(7)) to dispose of holdings acquired by gift or bequest, or (3) the lapse of the 10-, 15-, or 20-year first phase holding period? (Use Schedule C, Form 4720, to determine if the foundation had excess business holdings in 2015) | 3b | N/A |
| 4a | Did the foundation invest during the year any amount in a manner that would jeopardize its charitable purposes? | 4a | X |
| b | Did the foundation make any investment in a prior year (but after December 31, 1969) that could jeopardize its charitable purpose that had not been removed from jeopardy before the first day of the tax year beginning in 2015? | 4b | X |

Part VII-B Statements Regarding Activities for Which Form 4720 May Be Required (continued)

| | | | | | | | | | | | | | |
|---|--|---|--|--|-----------|-----|--|-----------|--|---|-----------|-----|--|
| <p>5a During the year did the foundation pay or incur any amount to</p> <p>(1) Carry on propaganda, or otherwise attempt to influence legislation (section 4945(e))?</p> <p>(2) Influence the outcome of any specific public election (see section 4955), or to carry on, directly or indirectly, any voter registration drive?</p> <p>(3) Provide a grant to an individual for travel, study, or other similar purposes?</p> <p>(4) Provide a grant to an organization other than a charitable, etc., organization described in section 4945(d)(4)(A)? (see instructions)</p> <p>(5) Provide for any purpose other than religious, charitable, scientific, literary, or educational purposes, or for the prevention of cruelty to children or animals?</p> <p>b If any answer is "Yes" to 5a(1)–(5), did any of the transactions fail to qualify under the exceptions described in Regulations section 53.4945 or in a current notice regarding disaster assistance (see instructions)?</p> <p>Organizations relying on a current notice regarding disaster assistance check here ▶ <input type="checkbox"/></p> <p>c If the answer is "Yes" to question 5a(4), does the foundation claim exemption from the tax because it maintained expenditure responsibility for the grant? N/A <input type="checkbox"/> Yes <input type="checkbox"/> No</p> <p>If "Yes," attach the statement required by Regulations section 53.4945–5(d)</p> <p>6a Did the foundation, during the year, receive any funds, directly or indirectly, to pay premiums on a personal benefit contract? <input type="checkbox"/> Yes <input checked="" type="checkbox"/> No</p> <p>b Did the foundation, during the year, pay premiums, directly or indirectly, on a personal benefit contract? <input type="checkbox"/> Yes <input checked="" type="checkbox"/> No</p> <p>If "Yes" to 6b, file Form 8870</p> <p>7a At any time during the tax year, was the foundation a party to a prohibited tax shelter transaction? <input type="checkbox"/> Yes <input checked="" type="checkbox"/> No</p> <p>b If "Yes," did the foundation receive any proceeds or have any net income attributable to the transaction? <input type="checkbox"/> Yes <input checked="" type="checkbox"/> No</p> | <table border="1" style="width: 100%; border-collapse: collapse;"> <tr> <td style="width: 33%; height: 100px;"></td> <td style="width: 33%; height: 100px;"></td> <td style="width: 33%; height: 100px;"></td> </tr> <tr> <td style="text-align: center;">5b</td> <td style="text-align: center;">N/A</td> <td></td> </tr> <tr> <td style="text-align: center;">6b</td> <td></td> <td style="text-align: center;">X</td> </tr> <tr> <td style="text-align: center;">7b</td> <td style="text-align: center;">N/A</td> <td></td> </tr> </table> | | | | 5b | N/A | | 6b | | X | 7b | N/A | |
| | | | | | | | | | | | | | |
| 5b | N/A | | | | | | | | | | | | |
| 6b | | X | | | | | | | | | | | |
| 7b | N/A | | | | | | | | | | | | |

Part VIII Information About Officers, Directors, Trustees, Foundation Managers, Highly Paid Employees, and Contractors**1 List all officers, directors, trustees, foundation managers and their compensation (see instructions).**

| (a) Name and address | (b) Title, and average hours per week devoted to position | (c) Compensation (If not paid, enter -0-) | (d) Contributions to employee benefit plans and deferred compensation | (e) Expense account, other allowances |
|---|---|---|---|---------------------------------------|
| Wells Fargo Bank, N A 1 W 4th St 4th Floor MAC D4000-041 Winston Salem, NC | Trustee 4 00 | 12,244 | | |
| Raymond F. Maguire, CPA 26 S Pennsylvania Ave, STE 201 ATLANTIC CITY, NJ | CO- TRUSTEE 4 00 | 4,041 | | |
| Catherine Wallen 150 JEFFERSON LANE LITTLE EGG HARBOR, NJ 08043 | CO-TRUSTEE 4 00 | 4,041 | | |
| | | | | |

2 Compensation of five highest-paid employees (other than those included on line 1—see instructions). If none, enter "NONE."

| (a) Name and address of each employee paid more than \$50,000 | (b) Title, and average hours per week devoted to position | (c) Compensation | (d) Contributions to employee benefit plans and deferred compensation | (e) Expense account, other allowances |
|---|---|------------------|---|---------------------------------------|
| NONE | | | | |
| | | | | |
| | | | | |
| | | | | |
| | | | | |
| | | | | |

Total number of other employees paid over \$50,000

▶ 0

Part VIII Information About Officers, Directors, Trustees, Foundation Managers, Highly Paid Employees, and Contractors *(continued)***3 Five highest-paid independent contractors for professional services (see instructions). If none, enter "NONE."**

| (a) Name and address of each person paid more than \$50,000 | (b) Type of service | (c) Compensation |
|---|---------------------|------------------|
| NONE | | |
| | | |
| | | |
| | | |
| | | |
| | | |
| Total number of others receiving over \$50,000 for professional services | | |

Part IX-A Summary of Direct Charitable Activities

List the foundation's four largest direct charitable activities during the tax year. Include relevant statistical information such as the number of organizations and other beneficiaries served, conferences convened, research papers produced, etc.

Expenses

| | | |
|---|------|--|
| 1 | NONE | |
| 2 | | |
| 3 | | |
| 4 | | |

Part IX-B Summary of Program-Related Investments (see instructions)

Describe the two largest program-related investments made by the foundation during the tax year on lines 1 and 2

Amount

| | | |
|--|------|---|
| 1 | NONE | |
| 2 | | |
| All other program-related investments See instructions | | |
| 3 | NONE | |
| Total. Add lines 1 through 3 | | 0 |

Part X Minimum Investment Return (All domestic foundations must complete this part. Foreign foundations, see instructions.)

| | | | |
|----------|---|-----------|---------|
| 1 | Fair market value of assets not used (or held for use) directly in carrying out charitable, etc., purposes | | |
| a | Average monthly fair market value of securities | 1a | 749,015 |
| b | Average of monthly cash balances | 1b | 33,717 |
| c | Fair market value of all other assets (see instructions) | 1c | |
| d | Total (add lines 1a, b, and c) | 1d | 782,732 |
| e | Reduction claimed for blockage or other factors reported on lines 1a and 1c (attach detailed explanation) | 1e | |
| 2 | Acquisition indebtedness applicable to line 1 assets | 2 | |
| 3 | Subtract line 2 from line 1d | 3 | 782,732 |
| 4 | Cash deemed held for charitable activities. Enter 1 1/2 % of line 3 (for greater amount, see instructions) | 4 | 11,741 |
| 5 | Net value of noncharitable-use assets. Subtract line 4 from line 3. Enter here and on Part V, line 4 | 5 | 770,991 |
| 6 | Minimum investment return. Enter 5% of line 5 | 6 | 38,550 |

Part XI Distributable Amount (see instructions) (Section 4942(j)(3) and (j)(5) private operating foundations and certain foreign organizations check here ☐ and do not complete this part.)

| | | | |
|-----------|---|-----------|--------|
| 1 | Minimum investment return from Part X, line 6 | 1 | 38,550 |
| 2a | Tax on investment income for 2015 from Part VI, line 5 | 2a | 202 |
| b | Income tax for 2015 (This does not include the tax from Part VI.) | 2b | |
| c | Add lines 2a and 2b | 2c | 202 |
| 3 | Distributable amount before adjustments. Subtract line 2c from line 1 | 3 | 38,348 |
| 4 | Recoveries of amounts treated as qualifying distributions | 4 | |
| 5 | Add lines 3 and 4 | 5 | 38,348 |
| 6 | Deduction from distributable amount (see instructions) | 6 | |
| 7 | Distributable amount as adjusted. Subtract line 6 from line 5. Enter here and on Part XIII, line 1 | 7 | 38,348 |

Part XII Qualifying Distributions (see instructions)

| | | | |
|----------|--|-----------|--------|
| 1 | Amounts paid (including administrative expenses) to accomplish charitable, etc., purposes | | |
| a | Expenses, contributions, gifts, etc.—total from Part I, column (d), line 26 | 1a | 31,435 |
| b | Program-related investments—total from Part IX-B | 1b | |
| 2 | Amounts paid to acquire assets used (or held for use) directly in carrying out charitable, etc., purposes | 2 | |
| 3 | Amounts set aside for specific charitable projects that satisfy the | | |
| a | Suitability test (prior IRS approval required) | 3a | |
| b | Cash distribution test (attach the required schedule) | 3b | |
| 4 | Qualifying distributions. Add lines 1a through 3b. Enter here and on Part V, line 8, and Part XIII, line 4 | 4 | 31,435 |
| 5 | Foundations that qualify under section 4940(e) for the reduced rate of tax on net investment income. Enter 1% of Part I, line 27b (see instructions) | 5 | |
| 6 | Adjusted qualifying distributions. Subtract line 5 from line 4 | 6 | 31,435 |

Note. The amount on line 6 will be used in Part V, column (b), in subsequent years when calculating whether the foundation qualifies for the section 4940(e) reduction of tax in those years.

Part XIII Undistributed Income (see instructions)

| | (a) Corpus | (b) Years prior to 2014 | (c) 2014 | (d) 2015 |
|---|---------------|----------------------------|-------------|-------------|
| 1 Distributable amount for 2015 from Part XI, line 7 | | | | 38,348 |
| 2 Undistributed income, if any, as of the end of 2015 | | | | |
| a Enter amount for 2014 only | | | 5,263 | |
| b Total for prior years 20____, 20____, 20____ | | | | |
| 3 Excess distributions carryover, if any, to 2015 | | | | |
| a From 2010 | | | | |
| b From 2011 | | | | |
| c From 2012 | | | | |
| d From 2013 | | | | |
| e From 2014 | | | | |
| f Total of lines 3a through e | 0 | | | |
| 4 Qualifying distributions for 2015 from Part XII, line 4 \blacktriangleright \$ 31,435 | | | | |
| a Applied to 2014, but not more than line 2a | | | 5,263 | |
| b Applied to undistributed income of prior years (Election required—see instructions) | | | | |
| c Treated as distributions out of corpus (Election required—see instructions) | | | | |
| d Applied to 2015 distributable amount | | | | 26,172 |
| e Remaining amount distributed out of corpus | | | | |
| 5 Excess distributions carryover applied to 2015 (If an amount appears in column (d), the same amount must be shown in column (a)) | | | | |
| 6 Enter the net total of each column as indicated below: | | | | |
| a Corpus Add lines 3f, 4c, and 4e Subtract line 5 | 0 | | | |
| b Prior years' undistributed income Subtract line 4b from line 2b | | 0 | | |
| c Enter the amount of prior years' undistributed income for which a notice of deficiency has been issued, or on which the section 4942(a) tax has been previously assessed | | | | |
| d Subtract line 6c from line 6b Taxable amount—see instructions | | | | |
| e Undistributed income for 2014 Subtract line 4a from line 2a Taxable amount—see instructions | | | 0 | |
| f Undistributed income for 2015 Subtract lines 4d and 5 from line 1 This amount must be distributed in 2016 | | | | 12,176 |
| 7 Amounts treated as distributions out of corpus to satisfy requirements imposed by section 170(b)(1)(F) or 4942(g)(3) (Election may be required—see instructions) | | | | |
| 8 Excess distributions carryover from 2010 not applied on line 5 or line 7 (see instructions) | | | | |
| 9 Excess distributions carryover to 2016. Subtract lines 7 and 8 from line 6a | | | | |
| 10 Analysis of line 9. | | | | |
| a Excess from 2011 | | | | |
| b Excess from 2012 | | | | |
| c Excess from 2013 | | | | |
| d Excess from 2014 | | | | |
| e Excess from 2015 | | | | |

Part XIV Private Operating Foundations (see instructions and Part VII-A, question 9)

N/A

1a If the foundation has received a ruling or determination letter that it is a private operating foundation, and the ruling is effective for 2015, enter the date of the ruling ▶

b Check box to indicate whether the foundation is a private operating foundation described in section ☐ 4942(j)(3) or ☐ 4942(j)(5)

2a Enter the lesser of the adjusted net income from Part I or the minimum investment return from Part X for each year listed

| Tax year | Prior 3 years | | | (e) Total |
|--|---------------|----------|----------|-----------|
| (a) 2015 | (b) 2014 | (c) 2013 | (d) 2012 | |
| | | | | 0 |
| b 85% of line 2a | | | | 0 |
| c Qualifying distributions from Part XII, line 4 for each year listed | | | | 0 |
| d Amounts included in line 2c not used directly for active conduct of exempt activities | | | | 0 |
| e Qualifying distributions made directly for active conduct of exempt activities Subtract line 2d from line 2c | | | | 0 |
| 3 Complete 3a, b, or c for the alternative test relied upon | | | | |
| a "Assets" alternative test—enter | | | | |
| (1) Value of all assets | | | | 0 |
| (2) Value of assets qualifying under section 4942(j)(3)(B)(i) | | | | 0 |
| b "Endowment" alternative test—enter 2/3 of minimum investment return shown in Part X, line 6 for each year listed | | | | 0 |
| c "Support" alternative test—enter | | | | |
| (1) Total support other than gross investment income (interest, dividends, rents, payments on securities loans (section 512(a)(5)), or royalties) | | | | 0 |
| (2) Support from general public and 5 or more exempt organizations as provided in section 4942(j)(3)(B)(iii) | | | | 0 |
| (3) Largest amount of support from an exempt organization | | | | 0 |
| (4) Gross investment income | | | | 0 |

Part XV Supplementary Information (Complete this part only if the foundation had \$5,000 or more in assets at any time during the year—see instructions.)

1 Information Regarding Foundation Managers:

a List any managers of the foundation who have contributed more than 2% of the total contributions received by the foundation before the close of any tax year (but only if they have contributed more than \$5,000) (See section 507(d)(2))

NONE

b List any managers of the foundation who own 10% or more of the stock of a corporation (or an equally large portion of the ownership of a partnership or other entity) of which the foundation has a 10% or greater interest

NONE

2 Information Regarding Contribution, Grant, Gift, Loan, Scholarship, etc., Programs:

Check here ☒ if the foundation only makes contributions to preselected charitable organizations and does not accept unsolicited requests for funds. If the foundation makes gifts, grants, etc. (see instructions) to individuals or organizations under other conditions, complete items 2a, b, c, and d

a The name, address, and telephone number or e-mail address of the person to whom applications should be addressed

b The form in which applications should be submitted and information and materials they should include

c Any submission deadlines




d Any restrictions or limitations on awards, such as by geographical areas, charitable fields, kinds of institutions, or other factors

Part XV Supplementary Information (continued)**3 Grants and Contributions Paid During the Year or Approved for Future Payment**

| Recipient | | If recipient is an individual, show any relationship to any foundation manager or substantial contributor | Foundation status of recipient | Purpose of grant or contribution | Amount |
|---|--|---|--------------------------------|----------------------------------|------------------|
| Name and address (home or business) | | | | | |
| a Paid during the year See Attached Statement | | | | | |
| Total | | | | | 3a 15,000 |
| b Approved for future payment NONE | | | | | |
| Total | | | | | 3b 0 |

Part XVII Information Regarding Transfers To and Transactions and Relationships With Noncharitable Exempt Organizations

- | | | |
|-----|--|----|
| 1 | <p>Did the organization directly or indirectly engage in any of the following with any other organization described in section 501(c) of the Code (other than section 501(c)(3) organizations) or in section 527, relating to political organizations?</p> | 1a |
| a | <p>Transfers from the reporting foundation to a noncharitable exempt organization of</p> | 1a |
| (1) | <p>Cash</p> | 1a |
| (2) | <p>Other assets</p> | 1a |
| b | <p>Other transactions</p> | 1b |
| (1) | <p>Sales of assets to a noncharitable exempt organization</p> | 1b |
| (2) | <p>Purchases of assets from a noncharitable exempt organization</p> | 1b |
| (3) | <p>Rental of facilities, equipment, or other assets</p> | 1b |
| (4) | <p>Reimbursement arrangements</p> | 1b |
| (5) | <p>Loans or loan guarantees</p> | 1b |
| (6) | <p>Performance of services or membership or fundraising solicitations</p> | 1b |
| c | <p>Sharing of facilities, equipment, mailing lists, other assets, or paid employees</p> | 1b |
| d | <p>If the answer to any of the above is "Yes," complete the following schedule. Column (b) should always show the fair market value of the goods, other assets, or services given by the reporting foundation. If the foundation received less than fair market value in any transaction or sharing arrangement, show in column (d) the value of the goods, other assets, or services received</p> | 1b |

|  | Yes | No |
|---|---|----|
| |  | |
| 1a(1) | | X |
| 1a(2) | | X |
|  | | |
| 1b(1) | | X |
| 1b(2) | | X |
| 1b(3) | | X |
| 1b(4) | | X |
| 1b(5) | | X |
| 1b(6) | | X |
| 1c | | X |

[illegible]

- 2a** Is the foundation directly or indirectly affiliated with, or related to, one or more tax-exempt organizations described in section 501(c) of the Code (other than section 501(c)(3)) or in section 527? ☐ Yes ☒ No
- b** If "Yes," complete the following schedule

| (a) Name of organization | (b) Type of organization | (c) Description of relationship |
|--------------------------|--------------------------|---------------------------------|
| | | |
| | | |
| | | |
| | | |
| | | |

**Sign
Here**

Under penalties of perjury, I declare that I have examined this return, including accompanying schedules and statements, and to the best of my knowledge and belief, it is true, correct, and complete. Declaration of preparer (other than taxpayer) is based on all information of which preparer has any knowledge.

John A. Salento SVP Wells Fargo Bank N.A.
Signature of officer or trustee

3/30/2016
Date

SVP Wells Fargo Bank N A
Title

May the IRS discuss this return with the preparer shown below (see instructions)? ☒ Yes ☐ No

**Paid
Preparer
Use Only**

Print/Type preparer's name

JOSEPH J CASTRIANO

Preparer's signature

John

Date

3/30/2016

Check ☒ if self-employed

| | |
|------|--|
| PTIN | |
|------|--|

P01251603

| | |
|-------------|-------------------------------|
| Firm's name | ► PricewaterhouseCoopers, LLP |
|-------------|-------------------------------|

Firm's EIN ▶ 13-4008324

Firm's address ► 600 GRANT STREET, PITTSBURGH, PA 15219-2777

| | |
|----------|--------------|
| Phone no | 412-355-6000 |
|----------|--------------|

Continuation of Part XV, Line 3a (990-PF) - Grants and Contributions Paid During the Year

Recipient(s) paid during the year

Name

ARC- ATLANTIC CITY

Street

1709 ATLANTIC AVE

City

ATLANTIC CITY

State

NJ

Zip Code

08401

Foreign Country**Relationship**

NONE

Foundation Status

PC

Purpose of grant/contribution

GENERAL SUPPORT GRANT

Amount

5,000

Name

CARING INC

Street

1120 SHORE RD

City

PLEASANTVILLE

State

NJ

Zip Code

08232

Foreign Country**Relationship**

NONE

Foundation Status

PC

Purpose of grant/contribution

GENERAL SUPPORT GRANT

Amount

2,500

Name

THE SALVATION ARMY

Street

22 SOUTH TEXAS AVE

City

ATLANTIC CITY

State

NJ

Zip Code

08401

Foreign Country**Relationship**

NONE

Foundation Status

PC

Purpose of grant/contribution

GENERAL SUPPORT GRANT

Amount

2,500

Name

SEASHORE GARDENS LIVING CENTER

Street

22 W JIMMIE LEEDS ROAD

City

GALLOWAY

State

NJ

Zip Code

08205

Foreign Country**Relationship**

NONE

Foundation Status

PC

Purpose of grant/contribution

GENERAL SUPPORT GRANT

Amount

5,000

Name**Street****City****State****Zip Code****Foreign Country****Relationship****Foundation Status****Purpose of grant/contribution****Amount****Name****Street****City****State****Zip Code****Foreign Country****Relationship****Foundation Status****Purpose of grant/contribution****Amount**

Part I, Line 6 (990-PF) - Gain/Loss from Sale of Assets Other Than Inventory

| Line | Description | CUSIP # | Check "X" to include in Part IV | Purchaser | Check "X" if Purchaser is a Business | Acquisition Method | Date Acquired | Date Sold | Gross Sales Price | Totals | | Capital Gains/Losses Other sales | Gross Sales | Cost or Other Basis | Valuation Method | Expense of Sale and Cost of Improvements | Depreciation | Adjustments | Net Gain or Loss |
|-----------------------------|---------------------------|-----------|---------------------------------|-----------|--------------------------------------|--------------------|---------------|------------|-------------------|--------|--|----------------------------------|-------------|---------------------|------------------|--|--------------|-------------|------------------|
| | | | | | | | | | | Totals | | | | | | | | | |
| | | | | | | | | | | Totals | | | | | | | | | |
| Long Term CG Distributions | | | | | | | | | | 14,223 | | 0 | | 318,699 | | 306,707 | | 11,992 | |
| Short Term CG Distributions | | | | | | | | | | 0 | | 0 | | 0 | | 0 | | 0 | |
| 1 | DODGE & COX INTL STOCK | 256206103 | X | | | | 11/15/2011 | 7/22/2015 | 5,280 | 5,175 | | | | | | | | | 105 |
| 2 | DODGE & COX INTL STOCK | 256206103 | X | | | | 11/15/2011 | 7/22/2015 | 1,844 | 1,296 | | | | | | | | | 548 |
| 3 | DODGE & COX INCOME FDO | 256210105 | X | | | | 11/10/2015 | 11/10/2015 | 1,927 | 1,927 | | | | | | | | | -55 |
| 4 | DREYFUS EMG MKT DEBT LG | 261960494 | X | | | | 9/14/2011 | 8/16/2015 | 2,502 | 3,043 | | | | | | | | | -541 |
| 5 | DREYFUS EMG MKT DEBT LG | 261960494 | X | | | | 7/12/2013 | 6/16/2015 | 538 | 639 | | | | | | | | | -101 |
| 6 | DREYFUS EMG MKT DEBT LG | 261960494 | X | | | | 7/12/2013 | 11/20/2015 | 6,553 | 8,415 | | | | | | | | | -1,862 |
| 7 | DREYFUS EMG MKT DEBT LG | 261960494 | X | | | | 11/15/2011 | 11/20/2015 | 888 | 888 | | | | | | | | | -186 |
| 8 | DREYFUS EMG MKT DEBT LG | 261960494 | X | | | | 8/10/2012 | 10/27/2015 | 7,823 | 7,650 | | | | | | | | | -173 |
| 9 | HARBOR CAPITAL APRTION | 411511504 | X | | | | 10/28/2014 | 6/16/2015 | 4,455 | 4,243 | | | | | | | | | 212 |
| 10 | HARBOR CAPITAL APRTION | 411511504 | X | | | | 10/24/2014 | 6/16/2015 | 3,154 | 2,970 | | | | | | | | | 184 |
| 11 | HARBOR CAPITAL APRTION | 411511504 | X | | | | 7/24/2015 | 11/10/2015 | 4,072 | 4,094 | | | | | | | | | -20 |
| 12 | ISHARES CORE S & P 500 ET | 464287200 | X | | | | 9/14/2011 | 7/22/2015 | 4,463 | 2,494 | | | | | | | | | 1,969 |
| 13 | ISHARES CORE S & P 500 ET | 464287200 | X | | | | 8/8/2012 | 7/22/2015 | 10,414 | 6,891 | | | | | | | | | 3,523 |
| 14 | ISHARES CORE S & P 500 ET | 464287200 | X | | | | 11/19/2012 | 7/22/2015 | 1,913 | 1,245 | | | | | | | | | 667 |
| 15 | ISHARES CORE S & P 500 ET | 464287200 | X | | | | 10/22/2014 | 7/22/2015 | 4,886 | 4,504 | | | | | | | | | 384 |
| 16 | ARTISAN MID CAP FUND-INS | 04314H600 | X | | | | 6/20/2014 | 6/16/2015 | 1,737 | 1,738 | | | | | | | | | -1 |
| 17 | ARTISAN MID CAP FUND-INS | 04314H600 | X | | | | 11/15/2011 | 6/16/2015 | 1,118 | 1,045 | | | | | | | | | 72 |
| 18 | CREDIT SUISSE COMM RET | 22544R305 | X | | | | 11/15/2011 | 7/22/2015 | 1,118 | 1,775 | | | | | | | | | -656 |
| 19 | CREDIT SUISSE COMM RET | 22544R305 | X | | | | 12/12/2011 | 7/22/2015 | 1,398 | 2,100 | | | | | | | | | -702 |
| 20 | CREDIT SUISSE COMM RET | 22544R305 | X | | | | 9/21/2012 | 7/22/2015 | 1,790 | 2,790 | | | | | | | | | -1,000 |
| 21 | CREDIT SUISSE COMM RET | 22544R305 | X | | | | 2/11/2013 | 7/22/2015 | 1,021 | 1,518 | | | | | | | | | -497 |
| 22 | CREDIT SUISSE COMM RET | 22544R305 | X | | | | 9/5/2012 | 7/22/2015 | 7,912 | 10,404 | | | | | | | | | -2,492 |
| 23 | CREDIT SUISSE COMM RET | 22544R305 | X | | | | 5/2/2012 | 7/22/2015 | 470 | 695 | | | | | | | | | -225 |
| 24 | DODGE & COX INTL STOCK | 256206103 | X | | | | 6/20/2014 | 6/16/2015 | 1,313 | 1,386 | | | | | | | | | -73 |
| 25 | DODGE & COX INTL STOCK | 256206103 | X | | | | 6/6/2014 | 6/16/2015 | 1,066 | 1,120 | | | | | | | | | -54 |
| 26 | DODGE & COX INTL STOCK | 256206103 | X | | | | 10/24/2014 | 6/16/2015 | 463 | 456 | | | | | | | | | 7 |
| 27 | DODGE & COX INTL STOCK | 256206103 | X | | | | 10/24/2014 | 7/22/2015 | 380 | 381 | | | | | | | | | -1 |
| 28 | JPMORGAN HIGH YIELD FUND | 4812C0803 | X | | | | 4/24/2014 | 8/28/2015 | 2,223 | 2,465 | | | | | | | | | -242 |
| 29 | JPMORGAN HIGH YIELD FUND | 4812C0803 | X | | | | 1/23/2014 | 8/28/2015 | 8,633 | 9,518 | | | | | | | | | -885 |
| 30 | KALMAR GR W VAL SM CAP | 48343R305 | X | | | | 2/11/2013 | 7/22/2015 | 13,788 | 11,721 | | | | | | | | | 2,067 |
| 31 | KALMAR GR W VAL SM CAP | 48343R305 | X | | | | 6/6/2014 | 7/22/2015 | 923 | 920 | | | | | | | | | 3 |
| 32 | KALMAR GR W VAL SM CAP | 48343R305 | X | | | | 11/22/2015 | 7/22/2015 | 1,359 | 1,292 | | | | | | | | | 67 |
| 33 | MFS VALUE FUND-CLASS I # | 552983694 | X | | | | 1/22/2015 | 6/16/2015 | 614 | 627 | | | | | | | | | 13 |
| 34 | MFS VALUE FUND-CLASS I # | 552983694 | X | | | | 6/20/2014 | 6/16/2015 | 987 | 963 | | | | | | | | | 24 |
| 35 | MFS VALUE FUND-CLASS I # | 552983694 | X | | | | 7/24/2015 | 11/10/2015 | 3,081 | 3,070 | | | | | | | | | -11 |
| 36 | MERGER FUND-INST #301 | 589509207 | X | | | | 2/11/2013 | 1/20/2015 | 1,581 | 1,603 | | | | | | | | | -22 |
| 37 | MERGER FUND-INST #301 | 589509207 | X | | | | 3/1/2012 | 1/20/2015 | 2,346 | 2,375 | | | | | | | | | -29 |
| 38 | MERGER FUND-INST #301 | 589509207 | X | | | | 3/1/2012 | 10/27/2015 | 721 | 733 | | | | | | | | | -12 |
| 39 | MERGER FUND-INST #301 | 589509207 | X | | | | 9/14/2011 | 10/27/2015 | 886 | 900 | | | | | | | | | -14 |
| 40 | MET WEST TOTAL RETURN F | 592903509 | X | | | | 1/22/2015 | 11/10/2015 | 2,211 | 2,211 | | | | | | | | | -50 |
| 41 | ASG GLOBAL ALTERNATIVES | 638721885 | X | | | | 7/12/2013 | 10/27/2015 | 2,711 | 2,986 | | | | | | | | | -175 |
| 42 | NEUBERGER BERMAN LONG | 64128R608 | X | | | | 6/20/2014 | 11/10/2015 | 1,104 | 1,125 | | | | | | | | | -21 |
| 43 | OPPENHEIMER DEVELOPING | 663974604 | X | | | | 1/23/2014 | 11/10/2015 | 2,351 | 2,690 | | | | | | | | | -339 |
| 44 | OPPENHEIMER DEVELOPING | 663974604 | X | | | | 1/23/2014 | 11/10/2015 | 10,741 | 12,406 | | | | | | | | | -1,665 |
| 45 | PIMCO FOREIGN BD FDO USD | 693390882 | X | | | | 9/14/2011 | 6/10/2015 | 7,434 | 7,611 | | | | | | | | | -177 |
| 46 | PIMCO FOREIGN BD FDO USD | 693390882 | X | | | | 9/14/2011 | 7/22/2015 | 184 | 185 | | | | | | | | | -1 |
| 47 | PRINCIPAL GL MULT STRAT | 742551695 | X | | | | 8/8/2014 | 10/27/2015 | 7,851 | 7,829 | | | | | | | | | -22 |
| 48 | T ROWE PRICE SHORT TERM | 77957P105 | X | | | | 11/15/2011 | 1/20/2015 | 1,975 | 2,000 | | | | | | | | | -25 |
| 49 | T ROWE PRICE SHORT TERM | 77957P105 | X | | | | 2/11/2013 | 1/20/2015 | 948 | 963 | | | | | | | | | -15 |
| 50 | T ROWE PRICE SHORT TERM | 77957P105 | X | | | | 1/23/2014 | 1/20/2015 | 5,374 | 5,408 | | | | | | | | | -34 |
| 51 | T ROWE PRICE SHORT TERM | 77957P105 | X | | | | 9/5/2014 | 1/20/2015 | 3,070 | 3,090 | | | | | | | | | -20 |
| 52 | T ROWE PRICE SHORT TERM | 77957P105 | X | | | | 12/12/2011 | 7/22/2015 | 296 | 300 | | | | | | | | | -4 |
| 53 | T ROWE PRICE SHORT TERM | 77957P105 | X | | | | 9/5/2014 | 7/22/2015 | 4,047 | 4,081 | | | | | | | | | -34 |
| 54 | T ROWE PRICE SHORT TERM | 77957P105 | X | | | | 7/12/2013 | 7/22/2015 | 8,534 | 8,606 | | | | | | | | | -72 |
| 55 | T ROWE PRICE INST FLOAT | 77958B402 | X | | | | 1/23/2014 | 7/22/2015 | 1,330 | 1,352 | | | | | | | | | -22 |
| 56 | T ROWE PRICE INST FLOAT | 77958B402 | X | | | | 1/23/2014 | 8/28/2015 | 4,574 | 4,706 | | | | | | | | | -132 |
| 57 | SPDR DJ WILSHIRE INTERNA | 78463X863 | X | | | | 9/21/2012 | 1/20/2015 | 994 | 911 | | | | | | | | | 83 |
| 58 | SPDR DJ WILSHIRE INTERNA | 78463X863 | X | | | | 1/21/2014 | 1/20/2015 | 562 | 4,391 | | | | | | | | | 31 |
| 59 | VANGUARD TOTAL BOND MA | 921837835 | X | | | | 9/30/2014 | 1/20/2015 | 44,501 | 43,630 | | | | | | | | | 871 |
| 60 | VANGUARD FTSE EMERGING | 922042858 | X | | | | 9/14/2011 | 7/22/2015 | 1,768 | 1,837 | | | | | | | | | -69 |
| 61 | VANGUARD FTSE EMERGING | 922042858 | X | | | | 12/12/2011 | 7/22/2015 | 7,766 | 7,766 | | | | | | | | | 93 |
| 62 | VANGUARD FTSE EMERGING | 922042858 | X | | | | 7/10/2013 | 7/22/2015 | 2,829 | 2,751 | | | | | | | | | 78 |
| 63 | VANGUARD REIT VIPER | 922908553 | X | | | | 9/14/2011 | 1/20/2015 | 3,391 | 2,056 | | | | | | | | | 1,335 |
| 64 | AOR MANAGED FUTURES ST | 00203H859 | X | | | | 1/22/2015 | 10/27/2015 | 3,778 | 3,778 | | | | | | | | | 0 |
| 65 | AOR MANAGED FUTURES ST | 00203H859 | X | | | | 10/24/2014 | 10/27/2015 | 4,391 | 4,133 | | | | | | | | | 258 |
| 66 | ARTISAN INTERNATIONAL FC | 04314H402 | X | | | | 6/20/2014 | 7/22/2015 | 2,305 | 2,296 | | | | | | | | | 9 |
| 67 | ARTISAN INTERNATIONAL FC | 04314H402 | X | | | | 6/6/2014 | 7/22/2015 | 1,388 | 1,343 | | | | | | | | | 39 |
| 68 | ARTISAN INTERNATIONAL FC | 04314H402 | X | | | | 1/22/2015 | 7/22/2015 | 3,243 | 3,243 | | | | | | | | | 82 |
| 69 | PIMCO FOREIGN BD FDO USD | 693390882 | X | | | | 11/15/2011 | 7/22/2015 | 2,957 | 1,912 | | | | | | | | | 1,045 |
| 70 | PIMCO FOREIGN BD FDO USD | 693390882 | X | | | | 12/12/2011 | 7/22/2015 | 1,105 | 1,100 | | | | | | | | | -5 |
| 71 | PIMCO FOREIGN BD FDO USD | 693390882 | X | | | | 3/1/2012 | 7/22/2015 | 4,587 | 4,600 | | | | | | | | | -13 |
| 72 | PIMCO FOREIGN BD FDO USD | 693390882 | X | | | | 7/12/2013 | 7/22/2015 | 952 | 948 | | | | | | | | | -4 |

Part I, Line 6 (990-PF) - Gain/Loss from Sale of Assets Other Than Inventory

| Long Term CG Distributions | | Amount | Short Term CG Distributions | | Totals | | | | | | | | | | Gross Sales | | Cost or Other Basis, Expenses, Depreciation and Adjustments | | Net Gain or Loss | |
|----------------------------|--------------------------|-----------|---------------------------------|-----------|--------------------------------------|--------------------|---------------|-----------|-------------------|---------------------|------------------|--|--------------|-------------|------------------|--|---|--|------------------|--|
| | | 14,223 | 0 | | Capital Gains/Losses | | | | | | | | | | 318,699 | | 306,707 | | 11,992 | |
| | | | | | Other sales | | | | | | | | | | 0 | | 0 | | 0 | |
| | Description | CUSIP # | Check "X" to include in Part IV | Purchaser | Check "X" if Purchaser is a Business | Acquisition Method | Date Acquired | Date Sold | Gross Sales Price | Cost or Other Basis | Valuation Method | Expense of Sale and Cost of Improvements | Depreciation | Adjustments | Net Gain or Loss | | | | | |
| 73 | PIMCO FOREIGN BD FD USD | 693390882 | X | | | | 10/11/2013 | 7/22/2015 | 874 | 868 | | | | | 6 | | | | | |
| 74 | PIMCO FOREIGN BD FD USD | 693390882 | X | | | | 1/23/2014 | 7/22/2015 | 2,266 | 2,254 | | | | | 12 | | | | | |
| 75 | PRINCIPAL GL MULT STRAT | 74255L696 | X | | | | 8/8/2014 | 1/20/2015 | 407 | 406 | | | | | 1 | | | | | |
| 76 | DREYFUS EMG MKT DEBT LC | 261980494 | X | | | | 11/15/2011 | 12/4/2015 | 3,589 | 4,612 | | | | | -1,023 | | | | | |
| 77 | DREYFUS EMG MKT DEBT LC | 261980494 | X | | | | 12/12/2011 | 12/4/2015 | 881 | 1,100 | | | | | -219 | | | | | |
| 78 | DREYFUS EMG MKT DEBT LC | 261980494 | X | | | | 1/23/2014 | 12/4/2015 | 1,101 | 1,384 | | | | | -283 | | | | | |
| 79 | DREYFUS EMG MKT DEBT LC | 261980494 | X | | | | 1/22/2015 | 12/4/2015 | 1,572 | 1,819 | | | | | -247 | | | | | |
| 80 | DREYFUS INTERNATL BOND | 261980668 | X | | | | 4/24/2014 | 6/10/2015 | 7,065 | 7,629 | | | | | -564 | | | | | |
| 81 | DREYFUS INTERNATL BOND | 261980668 | X | | | | 4/24/2014 | 7/22/2015 | 9,866 | 10,729 | | | | | -863 | | | | | |
| 82 | DRIEHAUS ACTIVE INCOME F | 262028855 | X | | | | 9/21/2012 | 1/20/2015 | 1,031 | 1,037 | | | | | -6 | | | | | |
| 83 | DRIEHAUS ACTIVE INCOME F | 262028855 | X | | | | 10/11/2013 | 1/20/2015 | 4,625 | 4,758 | | | | | -133 | | | | | |
| 84 | DRIEHAUS ACTIVE INCOME F | 262028855 | X | | | | 8/10/2012 | 1/20/2015 | 2,579 | 2,579 | | | | | 0 | | | | | |

Part I, Line 16a (990-PF) - Legal Fees

| | | 10,593 | 0 | 0 | 10,593 |
|-------------|------------|--------------------------------------|--------------------------|------------------------|--|
| Description | | Revenue and Expenses per Books | Net Investment Income | Adjusted Net Income | Disbursements for Charitable Purposes (Cash Basis Only) |
| 1 | Legal Fees | 10,593 | | | 10,593 |

Part I, Line 16b (990-PF) - Accounting Fees

| | | 760 | 0 | 0 | 760 |
|-------------|---------------|--------------------------------------|--------------------------|------------------------|--|
| Description | | Revenue and Expenses per Books | Net Investment Income | Adjusted Net Income | Disbursements for Charitable Purposes (Cash Basis Only) |
| 1 | TAX PREP FEES | 760 | | | 760 |

Part I, Line 18 (990-PF) - Taxes

| | | 1,170 | 178 | 0 | 0 |
|-------------|---------------------------|--------------------------------------|--------------------------|------------------------|---|
| Description | | Revenue and Expenses per Books | Net Investment Income | Adjusted Net Income | Disbursements for Charitable Purposes |
| 1 | Foreign Tax Withheld | 178 | 178 | | |
| 2 | PY Excise Tax Due | 377 | | | |
| 3 | Estimated Excise Payments | 615 | | | |

Part II, Line 13 (990-PF) - Investments - Other

| Asset Description | | Basis of Valuation | Book Value Beg. of Year | Book Value End of Year | FMV End of Year |
|-------------------|------------------------------------|--------------------|-------------------------|------------------------|-----------------|
| 1 | | | | 0 | 701,363 |
| 2 | DODGE & COX INCOME FD COM 147 | | 0 | 64,764 | 63,786 |
| 3 | HARBOR CAPITAL APRCTION-INST 2012 | | 0 | 51,113 | 70,752 |
| 4 | T ROWE PRICE SHORT TERM BD FD 55 | | 0 | 21,950 | 21,691 |
| 5 | ARTISAN INTERNATIONAL FD I 662 | | 0 | 23,283 | 33,009 |
| 6 | MERGER FUND-INST #301 | | 0 | 6,300 | 6,119 |
| 7 | ARTISAN MID CAP FUND-INSTL 1333 | | 0 | 27,828 | 27,555 |
| 8 | MET WEST TOTAL RETURN BOND CL I 51 | | 0 | 65,885 | 63,919 |
| 9 | FID ADV EMER MKTS INC- CL I 607 | | 0 | 30,578 | 29,077 |
| 10 | T ROWE PRICE REAL ESTATE FD 122 | | 0 | 21,788 | 21,852 |
| 11 | EATON VANCE GLOBAL MACRO - I | | 0 | 7,501 | 7,411 |
| 12 | DODGE & COX INT'L STOCK FD 1048 | | 0 | 26,082 | 31,084 |
| 13 | AMER CENT SMALL CAP GRWTH INST 336 | | 0 | 19,613 | 17,145 |
| 14 | MFS VALUE FUND-CLASS I 893 | | 0 | 62,393 | 71,512 |
| 15 | JP MORGAN MID CAP VALUE-I 758 | | 0 | 23,115 | 29,162 |
| 16 | STERLING CAPITAL STRATTON SMALL CA | | 0 | 19,172 | 17,356 |
| 17 | ASG GLOBAL ALTERNATIVES-Y 1993 | | 0 | 13,277 | 12,284 |
| 18 | VANGUARD REIT VIPER | | 0 | 23,097 | 31,733 |
| 19 | AQR MANAGED FUTURES STR-I | | 0 | 7,146 | 7,002 |
| 20 | JPMORGAN HIGH YIELD FUND SS 3580 | | 0 | 16,624 | 14,840 |
| 21 | T ROWE PRICE INST FLOAT RATE 170 | | 0 | 6,222 | 5,905 |
| 22 | OPPENHEIMER DEVELOPING MKT-I 799 | | 0 | 35,087 | 32,367 |
| 23 | BLACKROCK GL L/S CREDIT-INS #1833 | | 0 | 18,751 | 17,615 |
| 24 | SPDR DJ WILSHIRE INTERNATIONAL REA | | 0 | 25,722 | 28,597 |
| 25 | NEUBERGER BERMAN LONG SH-INS #183 | | 0 | 26,667 | 25,698 |
| 26 | CREDIT SUISSE COMM RT ST-CO 2156 | | 0 | 21,548 | 13,892 |

Part III (990-PF) - Changes in Net Assets or Fund Balances

Line 3 - Other increases not included in Part III, Line 2

| | | | |
|---|------------------------------------|---|-------|
| 1 | Mutual Fund & CTF Income Additions | 1 | 2,059 |
| 2 | Total | 2 | 2,059 |

Line 5 - Decreases not included in Part III, Line 2

| | | | |
|---|--------------------------------------|---|-----|
| 1 | Cost Basis Adjustment | 1 | 41 |
| 2 | Mutual Fund & CTF Income Subtraction | 2 | 285 |
| 3 | PY Return of Capital Adjustment | 3 | 302 |
| 4 | Total | 4 | 628 |

Part IV (990-PF) - Capital Gains and Losses for Tax on Investment Income

| Long Term CG Distributions | | | | | | | | | | | | | Amount | |
|-----------------------------|---------------------------|------------|--------------------|---------------|------------|-------------------|----------------------|-------------|--|--------------|----------------------|-------------------------------|-----------------------------------|--|
| Short Term CG Distributions | | | | | | | | | | | | | 14,223 | |
| | | | | | | | | | | | | | 0 | |
| | | CUSIP # | Acquisition Method | Date Acquired | Date Sold | Gross Sales Price | Depreciation Allowed | Adjustments | Cost or Other Basis Plus Expense of Sale | Gain or Loss | F M V as of 12/31/89 | Adjusted Basis as of 12/31/09 | Excess of FMV Over Adjusted Basis | Gain Minus Excess FMV Over Adj Basis or Losses |
| 1 | DODGE & COX INTL STOCK | 256208103 | | 11/22/2015 | 7/22/2015 | 5,280 | | 0 | 5,175 | 105 | | 0 | 0 | -2,231 |
| 2 | DODGE & COX INTL STOCK | 256208103 | | 11/15/2011 | 7/22/2015 | 1,844 | | 0 | 1,296 | 548 | | 0 | 0 | 105 |
| 3 | DODGE & COX INCOME FD C | 256210105 | | 11/10/2015 | 11/10/2015 | 1,872 | | 0 | 3,043 | -56 | | 0 | 0 | -56 |
| 4 | DREYFUS ENG MKT DEBT LC | 261980494 | | 9/14/2011 | 8/16/2015 | 2,502 | | 0 | 3,043 | -541 | | 0 | 0 | -541 |
| 5 | DREYFUS ENG MKT DEBT LC | 261980494 | | 7/12/2013 | 8/16/2015 | 538 | | 0 | 639 | -101 | | 0 | 0 | -101 |
| 6 | DREYFUS ENG MKT DEBT LC | 261980494 | | 7/12/2013 | 11/20/2015 | 6,553 | | 0 | 8,415 | -1,862 | | 0 | 0 | -1,862 |
| 7 | DREYFUS ENG MKT DEBT LC | 261980494 | | 11/15/2011 | 11/20/2015 | 702 | | 0 | 888 | -186 | | 0 | 0 | -186 |
| 8 | DRIEHAUS ACTIVE INCOME F | 262028855 | | 8/10/2012 | 10/27/2015 | 7,650 | | 0 | 7,823 | -173 | | 0 | 0 | -173 |
| 9 | HARBOR CAPITAL APRCION | 411511504 | | 10/28/2014 | 8/16/2015 | 4,455 | | 0 | 4,243 | 212 | | 0 | 0 | 212 |
| 10 | HARBOR CAPITAL APRCION | 411511504 | | 10/24/2014 | 8/16/2015 | 3,154 | | 0 | 2,970 | 184 | | 0 | 0 | 184 |
| 11 | HARBOR CORE S & P 500 ET | 411511504 | | 7/24/2015 | 11/10/2015 | 4,074 | | 0 | 4,094 | -20 | | 0 | 0 | -20 |
| 12 | ISHARES CORE S & P 500 ET | 464287200 | | 9/14/2011 | 7/22/2015 | 4,463 | | 0 | 2,494 | 1,969 | | 0 | 0 | 1,969 |
| 13 | ISHARES CORE S & P 500 ET | 464287200 | | 8/8/2012 | 7/22/2015 | 10,414 | | 0 | 6,891 | 3,523 | | 0 | 0 | 3,523 |
| 14 | ISHARES CORE S & P 500 ET | 464287200 | | 11/19/2012 | 7/22/2015 | 1,913 | | 0 | 1,246 | 667 | | 0 | 0 | 667 |
| 15 | ISHARES CORE S & P 500 ET | 464287200 | | 10/22/2014 | 7/22/2015 | 4,888 | | 0 | 4,504 | 384 | | 0 | 0 | 384 |
| 16 | ARTISAN MID CAP FUND-INS | 04314H600 | | 6/20/2014 | 8/16/2015 | 1,737 | | 0 | 1,738 | -1 | | 0 | 0 | -1 |
| 17 | ARTISAN MID CAP FUND-INS | 04314H600 | | 12/22/2015 | 8/16/2015 | 1,118 | | 0 | 1,046 | 72 | | 0 | 0 | 72 |
| 18 | CREDIT SUISSE COMM RET 3 | 22544R305 | | 11/15/2011 | 7/22/2015 | 1,119 | | 0 | 1,775 | -656 | | 0 | 0 | -656 |
| 19 | CREDIT SUISSE COMM RET 3 | 22544R305 | | 12/12/2011 | 7/22/2015 | 1,398 | | 0 | 2,100 | -702 | | 0 | 0 | -702 |
| 20 | CREDIT SUISSE COMM RET 3 | 22544R305 | | 9/21/2012 | 7/22/2015 | 1,790 | | 0 | 2,790 | -1,000 | | 0 | 0 | -1,000 |
| 21 | CREDIT SUISSE COMM RET 3 | 22544R305 | | 21/11/2013 | 7/22/2015 | 1,021 | | 0 | 1,518 | -497 | | 0 | 0 | -497 |
| 22 | CREDIT SUISSE COMM RET 3 | 22544R305 | | 9/5/2014 | 7/22/2015 | 7,912 | | 0 | 10,404 | -2,492 | | 0 | 0 | -2,492 |
| 23 | CREDIT SUISSE COMM RET 3 | 22544R305 | | 5/2/2012 | 7/22/2015 | 470 | | 0 | 695 | -225 | | 0 | 0 | -225 |
| 24 | DODGE & COX INTL STOCK | 256208103 | | 6/20/2014 | 8/16/2015 | 1,313 | | 0 | 1,386 | -73 | | 0 | 0 | -73 |
| 25 | DODGE & COX INTL STOCK | 256208103 | | 6/6/2014 | 8/16/2015 | 1,066 | | 0 | 1,120 | -54 | | 0 | 0 | -54 |
| 26 | DODGE & COX INTL STOCK | 256208103 | | 10/24/2014 | 8/16/2015 | 483 | | 0 | 456 | 27 | | 0 | 0 | 27 |
| 27 | DODGE & COX INTL STOCK | 256208103 | | 10/24/2014 | 7/22/2015 | 380 | | 0 | 381 | -1 | | 0 | 0 | -1 |
| 28 | JPMORGAN HIGH YIELD FUN | 4812C0803 | | 4/24/2014 | 8/28/2015 | 2,223 | | 0 | 2,465 | -242 | | 0 | 0 | -242 |
| 29 | JPMORGAN HIGH YIELD FUN | 4812C0803 | | 12/3/2014 | 8/28/2015 | 8,633 | | 0 | 9,518 | -885 | | 0 | 0 | -885 |
| 30 | KALMAR GR W VAL SM CAP | 483438305 | | 2/11/2013 | 7/22/2015 | 13,788 | | 0 | 11,721 | 2,067 | | 0 | 0 | 2,067 |
| 31 | KALMAR GR W VAL SM CAP | 483438305 | | 5/6/2014 | 7/22/2015 | 923 | | 0 | 920 | 3 | | 0 | 0 | 3 |
| 32 | KALMAR GR W VAL SM CAP | 483438305 | | 12/22/2015 | 7/22/2015 | 1,359 | | 0 | 1,292 | 67 | | 0 | 0 | 67 |
| 33 | MFS VALUE FUND-CLASS I # | 552983694 | | 6/20/2014 | 8/16/2015 | 987 | | 0 | 614 | 373 | | 0 | 0 | 373 |
| 34 | MFS VALUE FUND-CLASS I # | 552983694 | | 7/24/2015 | 11/10/2015 | 3,070 | | 0 | 3,081 | -11 | | 0 | 0 | -11 |
| 35 | MFS VALUE FUND-CLASS I # | 552983694 | | 2/11/2013 | 10/27/2015 | 1,581 | | 0 | 1,603 | -22 | | 0 | 0 | -22 |
| 36 | MERGER FUND-INST #301 | 589509207 | | 3/1/2012 | 10/27/2015 | 2,346 | | 0 | 2,375 | -29 | | 0 | 0 | -29 |
| 37 | MERGER FUND-INST #301 | 589509207 | | 3/1/2012 | 10/27/2015 | 721 | | 0 | 733 | -12 | | 0 | 0 | -12 |
| 38 | MERGER FUND-INST #301 | 589509207 | | 9/14/2011 | 10/27/2015 | 886 | | 0 | 900 | -14 | | 0 | 0 | -14 |
| 39 | MET WEST TOTAL RETURN E | 592905509 | | 12/22/2015 | 11/10/2015 | 2,161 | | 0 | 2,211 | -50 | | 0 | 0 | -50 |
| 40 | ASG GLOBAL ALTERNATIVES | 638271886 | | 7/12/2013 | 10/27/2015 | 2,711 | | 0 | 2,886 | -175 | | 0 | 0 | -175 |
| 41 | NEUBERGER BERMAN LONG | 684128R608 | | 6/20/2014 | 11/10/2015 | 1,104 | | 0 | 1,125 | -21 | | 0 | 0 | -21 |
| 42 | OPPENHEIMER DEVELOPING | 683974604 | | 12/22/2015 | 11/10/2015 | 2,351 | | 0 | 2,690 | -339 | | 0 | 0 | -339 |
| 43 | OPPENHEIMER DEVELOPING | 683974604 | | 12/30/2014 | 11/10/2015 | 10,741 | | 0 | 12,406 | -1,665 | | 0 | 0 | -1,665 |
| 44 | PIMCO FOREIGN BD FD USD | 693390982 | | 9/14/2011 | 8/10/2015 | 7,434 | | 0 | 7,611 | -177 | | 0 | 0 | -177 |
| 45 | PIMCO FOREIGN BD FD USD | 693390982 | | 9/14/2011 | 7/22/2015 | 184 | | 0 | 185 | -1 | | 0 | 0 | -1 |
| 46 | PRINCIPAL GL MULT STRAT | 742551696 | | 8/8/2014 | 10/27/2015 | 7,851 | | 0 | 7,829 | 22 | | 0 | 0 | 22 |
| 47 | PRINCIPAL GL MULT STRAT | 742551696 | | 11/15/2011 | 10/27/2015 | 1,975 | | 0 | 2,000 | -25 | | 0 | 0 | -25 |
| 48 | PRINCIPAL GL MULT STRAT | 742551696 | | 2/11/2013 | 10/27/2015 | 948 | | 0 | 963 | -15 | | 0 | 0 | -15 |
| 49 | PRINCIPAL GL MULT STRAT | 742551696 | | 12/3/2014 | 10/27/2015 | 5,374 | | 0 | 5,408 | -34 | | 0 | 0 | -34 |
| 50 | PRINCIPAL GL MULT STRAT | 742551696 | | 9/5/2014 | 10/27/2015 | 3,070 | | 0 | 3,090 | -20 | | 0 | 0 | -20 |
| 51 | PRINCIPAL GL MULT STRAT | 742551696 | | 12/12/2011 | 7/22/2015 | 296 | | 0 | 300 | -4 | | 0 | 0 | -4 |
| 52 | PRINCIPAL GL MULT STRAT | 742551696 | | 9/5/2014 | 7/22/2015 | 4,047 | | 0 | 4,081 | -34 | | 0 | 0 | -34 |
| 53 | PRINCIPAL GL MULT STRAT | 742551696 | | 7/12/2013 | 7/22/2015 | 8,534 | | 0 | 8,606 | -72 | | 0 | 0 | -72 |
| 54 | PRINCIPAL GL MULT STRAT | 742551696 | | 12/3/2014 | 7/22/2015 | 1,330 | | 0 | 1,352 | -22 | | 0 | 0 | -22 |
| 55 | PRINCIPAL GL MULT STRAT | 742551696 | | 12/3/2014 | 8/28/2015 | 4,574 | | 0 | 4,706 | -132 | | 0 | 0 | -132 |
| 56 | PRINCIPAL GL MULT STRAT | 742551696 | | 9/21/2012 | 10/27/2015 | 954 | | 0 | 911 | 43 | | 0 | 0 | 43 |
| 57 | PRINCIPAL GL MULT STRAT | 742551696 | | 12/12/2014 | 10/27/2015 | 562 | | 0 | 531 | 31 | | 0 | 0 | 31 |
| 58 | PRINCIPAL GL MULT STRAT | 742551696 | | 9/30/2014 | 10/27/2015 | 44,501 | | 0 | 43,630 | 871 | | 0 | 0 | 871 |
| 59 | PRINCIPAL GL MULT STRAT | 742551696 | | 12/12/2011 | 7/22/2015 | 1,768 | | 0 | 1,837 | -69 | | 0 | 0 | -69 |
| 60 | PRINCIPAL GL MULT STRAT | 742551696 | | 9/14/2011 | 7/22/2015 | 7,859 | | 0 | 7,766 | 93 | | 0 | 0 | 93 |
| 61 | PRINCIPAL GL MULT STRAT | 742551696 | | 7/10/2013 | 7/22/2015 | 2,829 | | 0 | 2,751 | 78 | | 0 | 0 | 78 |
| 62 | PRINCIPAL GL MULT STRAT | 742551696 | | 9/14/2011 | 10/27/2015 | 3,391 | | 0 | 3,056 | 335 | | 0 | 0 | 335 |
| 63 | PRINCIPAL GL MULT STRAT | 742551696 | | 12/22/2015 | 7/22/2015 | 3,378 | | 0 | 3,778 | -400 | | 0 | 0 | -400 |
| 64 | PRINCIPAL GL MULT STRAT | 742551696 | | 10/24/2014 | 7/22/2015 | 4,391 | | 0 | 4,133 | 258 | | 0 | 0 | 258 |
| 65 | PRINCIPAL GL MULT STRAT | 742551696 | | 6/20/2014 | 7/22/2015 | 2,305 | | 0 | 2,296 | 9 | | 0 | 0 | 9 |
| 66 | PRINCIPAL GL MULT STRAT | 742551696 | | 6/6/2014 | 7/22/2015 | 1,388 | | 0 | 1,349 | 39 | | 0 | 0 | 39 |
| 67 | PRINCIPAL GL MULT STRAT | 742551696 | | 11/22/2015 | 7/22/2015 | 2,957 | | 0 | 1,912 | 1,045 | | 0 | 0 | 1,045 |
| 68 | PRINCIPAL GL MULT STRAT | 742551696 | | 11/15/2011 | 7/22/2015 | 2,957 | | 0 | 1,912 | 1,045 | | 0 | 0 | 1,045 |

Part IV (990-PF) - Capital Gains and Losses for Tax on Investment Income

| Long Term CG Distributions | | | | | | | | | | | Amount | |
|-----------------------------|------------------------------------|--------------------|---------------|------------|-------------------|----------------------|-------------|--|----------------------|-------------------------------|-----------------------------------|---|
| Short Term CG Distributions | | | | | | | | | | | 14,223 | 0 |
| | CUSIP # | Acquisition Method | Date Acquired | Date Sold | Gross Sales Price | Depreciation Allowed | Adjustments | Cost or Other Basis Plus Expense of Sale | F M V as of 12/31/89 | Adjusted Basis as of 12/31/89 | Excess of FMV Over Adjusted Basis | Gains Minus Excess FMV Over Adj Basis or Losses |
| 70 | PIMCO FOREIGN BD FD USD 693390882 | | 12/12/2011 | 7/22/2015 | 1,105 | | 0 | 1,100 | 5 | 0 | 0 | -2,231 |
| 71 | PIMCO FOREIGN BD FD USD 693390882 | | 7/12/2012 | 7/22/2015 | 4,587 | | 0 | 4,587 | -13 | 0 | 0 | -13 |
| 72 | PIMCO FOREIGN BD FD USD 693390882 | | 7/12/2013 | 7/22/2015 | 952 | | 0 | 948 | 4 | 0 | 0 | 4 |
| 73 | PIMCO FOREIGN BD FD USD 693390882 | | 10/11/2013 | 7/22/2015 | 874 | | 0 | 868 | 6 | 0 | 0 | 6 |
| 74 | PIMCO FOREIGN BD FD USD 693390882 | | 1/23/2014 | 7/22/2015 | 2,266 | | 0 | 2,254 | 12 | 0 | 0 | 12 |
| 75 | PRINCIPAL GL MULTI STRAT 742951696 | | 8/8/2014 | 12/02/2015 | 407 | | 0 | 406 | 1 | 0 | 0 | 1 |
| 76 | DREYFUS EMG MKT DEBT LC 261980494 | | 11/15/2011 | 12/4/2015 | 3,589 | | 0 | 3,589 | -1,023 | 0 | 0 | -1,023 |
| 77 | DREYFUS EMG MKT DEBT LC 261980494 | | 12/12/2011 | 12/4/2015 | 881 | | 0 | 1,100 | -219 | 0 | 0 | -219 |
| 78 | DREYFUS EMG MKT DEBT LC 261980494 | | 1/23/2014 | 12/4/2015 | 1,101 | | 0 | 1,364 | -263 | 0 | 0 | -263 |
| 79 | DREYFUS EMG MKT DEBT LC 261980494 | | 1/22/2015 | 12/4/2015 | 1,572 | | 0 | 1,819 | -247 | 0 | 0 | -247 |
| 80 | DREYFUS INTERNATL BOND 261980668 | | 4/24/2014 | 9/10/2015 | 7,065 | | 0 | 7,629 | -564 | 0 | 0 | -564 |
| 81 | DREYFUS INTERNATL BOND 261980668 | | 4/24/2014 | 7/22/2015 | 9,866 | | 0 | 10,729 | -863 | 0 | 0 | -863 |
| 82 | DRIEHAUS ACTIVE INCOME 262028855 | | 9/21/2012 | 12/02/2015 | 1,031 | | 0 | 1,037 | -6 | 0 | 0 | -6 |
| 83 | DRIEHAUS ACTIVE INCOME 262028855 | | 10/11/2013 | 12/02/2015 | 4,625 | | 0 | 4,758 | -133 | 0 | 0 | -133 |
| 84 | DRIEHAUS ACTIVE INCOME 262028855 | | 8/10/2012 | 12/02/2015 | 2,579 | | 0 | 2,579 | 0 | 0 | 0 | 0 |

Part VIII, Line 1 (990-PF) - Compensation of Officers, Directors, Trustees and Foundation Managers

| 20,326 0 0 | | | | | | | | | | | | |
|------------|-----------------------------------|-----------------------|------------------------------------|-------------------|-------|------------|-----------------|------------|------------------|--------------|----------|-----------------|
| | Name | Check "X" if Business | Street | City | State | Zip Code | Foreign Country | Title | Avg Hrs Per Week | Compensation | Benefits | Expense Account |
| 1 | Wells Fargo Bank N.A. Trust Tax D | X | 1 W 4th St 4th Floor MAC D4000-041 | Winston Salem | NC | 27101-3818 | | CO-TRUSTEE | 4 00 | 12,244 | | |
| 2 | Raymond F Maguire, CPA | | 26 S Pennsylvania Ave, STE 201 | ATLANTIC CITY | NJ | 08401 | | CO-TRUSTEE | 4 00 | 4,041 | | |
| 3 | Catherine Wallen | | 150 JEFFERSON LANE | LITTLE EGG HARBOR | NJ | 08087 | | CO-TRUSTEE | 4 00 | 4,041 | | |

Part VI, Line 6a (990-PF) - Estimated Tax Payments

| | Date | | Amount |
|--|------------|---|--------|
| 1 Credit from prior year return | | 1 | 0 |
| 2 First quarter estimated tax payment | 5/8/2015 | 2 | 154 |
| 3 Second quarter estimated tax payment | 6/10/2015 | 3 | 154 |
| 4 Third quarter estimated tax payment | 9/10/2015 | 4 | 153 |
| 5 Fourth quarter estimated tax payment | 12/10/2015 | 5 | 154 |
| 6 Other payments | | 6 | |
| 7 Total | | 7 | 615 |

Part XIII, Line 2a, Column C (990-PF) - Prior Year Undistributed Income

| | | | |
|----|--|----|-------|
| 1 | Distributable amounts for 2014 that remained undistributed at the beginning of the 2015 tax year | 1 | 5,263 |
| 2 | | 2 | |
| 3 | | 3 | |
| 4 | | 4 | |
| 5 | | 5 | |
| 6 | | 6 | |
| 7 | | 7 | |
| 8 | | 8 | |
| 9 | | 9 | |
| 10 | Total | 10 | 5,263 |