



See a Social Security Number? Say Something!
Report Privacy Problems to <https://public.resource.org/privacy>
Or call the IRS Identity Theft Hotline at 1-800-908-4490



Return of Private Foundation

or Section 4947(a)(1) Trust Treated as Private Foundation

Do not enter social security numbers on this form as it may be made public.

Information about Form 990-PF and its separate instructions is at www.irs.gov/form990pf.

2015

Open to Public Inspection

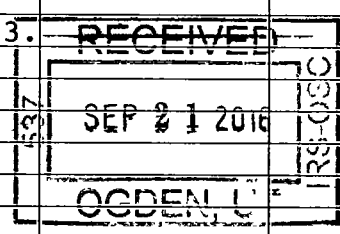
For calendar year 2015 or tax year beginning , and ending

Name of foundation FUND FOR NEW JERSEY		A Employer identification number 22-1895028
Number and street (or P.O. box number if mail is not delivered to street address) ONE PALMER SQUARE EAST		B Telephone number 609-356-0421
City or town, state or province, country, and ZIP or foreign postal code PRINCETON, NJ 08542		C If exemption application is pending, check here <input type="checkbox"/>
G Check all that apply: <input type="checkbox"/> Initial return <input type="checkbox"/> Final return <input type="checkbox"/> Address change <input type="checkbox"/> Initial return of a former public charity <input type="checkbox"/> Amended return <input type="checkbox"/> Name change		D 1 Foreign organizations, check here <input type="checkbox"/> 2. Foreign organizations meeting the 85% test, check here and attach computation <input type="checkbox"/>
H Check type of organization: <input checked="" type="checkbox"/> Section 501(c)(3) exempt private foundation <input type="checkbox"/> Section 4947(a)(1) nonexempt charitable trust <input type="checkbox"/> Other taxable private foundation		E If private foundation status was terminated under section 507(b)(1)(A), check here <input type="checkbox"/>
I Fair market value of all assets at end of year (from Part II, col. (c), line 16) \$ 54,942,987. (Part I, column (d) must be on cash basis)		F If the foundation is in a 60-month termination under section 507(b)(1)(B), check here <input type="checkbox"/>
J Accounting method: <input type="checkbox"/> Cash <input checked="" type="checkbox"/> Accrual <input type="checkbox"/> Other (specify) _____		

Part I Analysis of Revenue and Expenses (The total of amounts in columns (b), (c), and (d) may not necessarily equal the amounts in column (a))		(a) Revenue and expenses per books	(b) Net investment income	(c) Adjusted net income	(d) Disbursements for charitable purposes (cash basis only)
1 Contributions, gifts, grants, etc., received				N/A	
2 Check <input checked="" type="checkbox"/> if the foundation is not required to attach Sch. B					
3 Interest on savings and temporary cash investments					
4 Dividends and interest from securities		1,034,402.	1,034,402.		STATEMENT 1
5a Gross rents					
b Net rental income or (loss)					
6a Net gain or (loss) from sale of assets not on line 10		1,384,483.			
b Gross sales price for all assets on line 6a 8,145,168.					
7 Capital gain net income (from Part IV, line 2)			1,384,483.		
8 Net short-term capital gain					
9 Income modifications					
10a Gross sales less returns and allowances					
b Less Cost of goods sold					
c Gross profit or (loss)					
11 Other income					
12 Total Add lines 1 through 11		2,418,885.	2,418,885.		
13 Compensation of officers, directors, trustees, etc		213,886.	2,139.		211,747.
14 Other employee salaries and wages		205,803.	19,099.		186,704.
15 Pension plans, employee benefits		138,938.	3,442.		139,784.
16a Legal fees					
b Accounting fees STMT 2		41,865.	29,306.		12,500.
c Other professional fees STMT 3		156,796.	155,296.		1,500.
17 Interest					
18 Taxes STMT 4		25,287.	2,678.		0.
19 Depreciation and depletion		6,918.	0.		
20 Occupancy		61,095.	0.		61,095.
21 Travel, conferences, and meetings		29,058.	0.		29,392.
22 Printing and publications					
23 Other expenses STMT 5		47,286.	0.		49,157.
24 Total operating and administrative expenses Add lines 13 through 23		926,932.	211,960.		691,879.
25 Contributions, gifts, grants paid		2,541,150.			2,541,150.
26 Total expenses and disbursements. Add lines 24 and 25		3,468,082.	211,960.		3,233,029.
27 Subtract line 26 from line 12:					
a Excess of revenue over expenses and disbursements		-1,049,197.			
b Net investment income (if negative, enter -0-)			2,206,925.		
c Adjusted net income (if negative, enter -0-)				N/A	

939-42

21

SCANNED SEP 27 2016
03 Received in SEP 26 2016
Batching Ogden

Part II Balance Sheets

Attached schedules and amounts in the description column should be for end-of-year amounts only

			Beginning of year	End of year	
			(a) Book Value	(b) Book Value	(c) Fair Market Value
Assets	1	Cash - non-interest-bearing	294,303.	84,407.	84,407.
	2	Savings and temporary cash investments	212,302.	683,707.	683,707.
	3	Accounts receivable ▶			
		Less: allowance for doubtful accounts ▶			
	4	Pledges receivable ▶			
		Less: allowance for doubtful accounts ▶			
	5	Grants receivable			
	6	Receivables due from officers, directors, trustees, and other disqualified persons			
	7	Other notes and loans receivable ▶			
		Less: allowance for doubtful accounts ▶			
	8	Inventories for sale or use			
	9	Prepaid expenses and deferred charges	8,858.	36,050.	36,050.
	10a	Investments - U.S. and state government obligations STMT 7	135,563.	179,078.	179,078.
	b	Investments - corporate stock STMT 8	8,526,647.	8,981,593.	8,981,593.
	c	Investments - corporate bonds STMT 9	3,098,853.	2,886,358.	2,886,358.
Liabilities	11	Investments - land, buildings, and equipment basis ▶			
		Less accumulated depreciation ▶			
	12	Investments - mortgage loans			
	13	Investments - other STMT 10	45,267,213.	42,036,048.	42,036,048.
	14	Land, buildings, and equipment basis ▶ 60,219.			
		Less accumulated depreciation STMT 11 ▶ 52,374.	14,763.	7,845.	7,845.
	15	Other assets (describe ▶ STATEMENT 12)	52,223.	47,901.	47,901.
	16	Total assets (to be completed by all filers - see the instructions Also, see page 1, item I)	57,610,725.	54,942,987.	54,942,987.
	17	Accounts payable and accrued expenses	21,206.	24,202.	
	18	Grants payable			
Net Assets or Fund Balances	19	Deferred revenue			
	20	Loans from officers, directors, trustees, and other disqualified persons			
	21	Mortgages and other notes payable			
	22	Other liabilities (describe ▶ STATEMENT 13)	238,507.	202,181.	
Net Assets or Fund Balances	23	Total liabilities (add lines 17 through 22)	259,713.	226,383.	
		Foundations that follow SFAS 117, check here and complete lines 24 through 26 and lines 30 and 31. ▶ <input checked="" type="checkbox"/>			
	24	Unrestricted	57,351,012.	54,716,604.	
	25	Temporarily restricted			
	26	Permanently restricted			
		Foundations that do not follow SFAS 117, check here and complete lines 27 through 31. ▶ <input type="checkbox"/>			
	27	Capital stock, trust principal, or current funds			
	28	Paid-in or capital surplus, or land, bldg., and equipment fund			
	29	Retained earnings, accumulated income, endowment, or other funds			
	30	Total net assets or fund balances	57,351,012.	54,716,604.	
Net Assets or Fund Balances	31	Total liabilities and net assets/fund balances	57,610,725.	54,942,987.	

Part III Analysis of Changes in Net Assets or Fund Balances

1	Total net assets or fund balances at beginning of year - Part II, column (a), line 30 (must agree with end-of-year figure reported on prior year's return)	1	57,351,012.
2	Enter amount from Part I, line 27a	2	-1,049,197.
3	Other increases not included in line 2 (itemize) ▶ DEFERRED EXCISE TAX	3	32,351.
4	Add lines 1, 2, and 3	4	56,334,166.
5	Decreases not included in line 2 (itemize) ▶ SEE STATEMENT 6	5	1,617,562.
6	Total net assets or fund balances at end of year (line 4 minus line 5) - Part II, column (b), line 30	6	54,716,604.

Part IV Capital Gains and Losses for Tax on Investment Income

(a) List and describe the kind(s) of property sold (e.g., real estate, 2-story brick warehouse; or common stock, 200 shs. MLC Co.)	(b) How acquired P - Purchase D - Donation	(c) Date acquired (mo., day, yr.)	(d) Date sold (mo., day, yr.)
1a			
b SEE ATTACHED STATEMENT			
c			
d			
e			

(e) Gross sales price	(f) Depreciation allowed (or allowable)	(g) Cost or other basis plus expense of sale	(h) Gain or (loss) (e) plus (f) minus (g)
a			
b			
c			
d			
e 8,145,168.		6,760,685.	1,384,483.

Complete only for assets showing gain in column (h) and owned by the foundation on 12/31/69

(i) F.M.V. as of 12/31/69	(j) Adjusted basis as of 12/31/69	(k) Excess of col. (i) over col. (j), if any	(l) Gains (Col. (h) gain minus col. (k), but not less than -0-) or Losses (from col. (h))
a			
b			
c			
d			
e			1,384,483.

2 Capital gain net income or (net capital loss) { If gain, also enter in Part I, line 7 If (loss), enter -0- in Part I, line 7 }	2	1,384,483.
3 Net short-term capital gain or (loss) as defined in sections 1222(5) and (6): If gain, also enter in Part I, line 8, column (c). If (loss), enter -0- in Part I, line 8	3	N/A

Part V Qualification Under Section 4940(e) for Reduced Tax on Net Investment Income

(For optional use by domestic private foundations subject to the section 4940(a) tax on net investment income.)

If section 4940(d)(2) applies, leave this part blank.

Was the foundation liable for the section 4942 tax on the distributable amount of any year in the base period?

☐ Yes ☒ No

If "Yes," the foundation does not qualify under section 4940(e). Do not complete this part.

1 Enter the appropriate amount in each column for each year; see the instructions before making any entries.

(a) Base period years Calendar year (or tax year beginning in)	(b) Adjusted qualifying distributions	(c) Net value of noncharitable-use assets	(d) Distribution ratio (col. (b) divided by col. (c))
2014	3,043,016.	56,236,722.	.054111
2013	2,946,175.	53,025,319.	.055562
2012	2,900,777.	48,648,209.	.059628
2011	2,732,506.	50,122,883.	.054516
2010	2,948,398.	48,705,107.	.060536

2 Total of line 1, column (d)	2	.284353
3 Average distribution ratio for the 5-year base period - divide the total on line 2 by 5, or by the number of years the foundation has been in existence if less than 5 years	3	.056871
4 Enter the net value of noncharitable-use assets for 2015 from Part X, line 5	4	56,409,244.
5 Multiply line 4 by line 3	5	3,208,050.
6 Enter 1% of net investment income (1% of Part I, line 27b)	6	22,069.
7 Add lines 5 and 6	7	3,230,119.
8 Enter qualifying distributions from Part XII, line 4	8	3,233,029.

If line 8 is equal to or greater than line 7, check the box in Part VI, line 1b, and complete that part using a 1% tax rate.
See the Part VI instructions.

Part VI Excise Tax Based on Investment Income (Section 4940(a), 4940(b), 4940(e), or 4948 - see instructions)

1a Exempt operating foundations described in section 4940(d)(2), check here <input type="checkbox"/> and enter "N/A" on line 1. Date of ruling or determination letter: _____ (attach copy of letter if necessary-see instructions)		1	22,069.
b Domestic foundations that meet the section 4940(e) requirements in Part V, check here <input checked="" type="checkbox"/> and enter 1% of Part I, line 27b		2	0.
c All other domestic foundations enter 2% of line 27b. Exempt foreign organizations enter 4% of Part I, line 12, col. (b).		3	22,069.
2 Tax under section 511 (domestic section 4947(a)(1) trusts and taxable foundations only. Others enter -0-)		4	0.
3 Add lines 1 and 2		5	22,069.
4 Subtitle A (income) tax (domestic section 4947(a)(1) trusts and taxable foundations only. Others enter -0-)		6a	46,025.
5 Tax based on investment income. Subtract line 4 from line 3. If zero or less, enter -0-		6b	
6 Credits/Payments:		6c	5,000.
a 2015 estimated tax payments and 2014 overpayment credited to 2015		6d	
b Exempt foreign organizations - tax withheld at source		7	51,025.
c Tax paid with application for extension of time to file (Form 8868)		8	
d Backup withholding erroneously withheld		9	
7 Total credits and payments. Add lines 6a through 6d		10	28,956.
8 Enter any penalty for underpayment of estimated tax. Check here <input type="checkbox"/> if Form 2220 is attached		11	0.
9 Tax due. If the total of lines 5 and 8 is more than line 7, enter amount owed			
10 Overpayment. If line 7 is more than the total of lines 5 and 8, enter the amount overpaid			
11 Enter the amount of line 10 to be: Credited to 2016 estimated tax <input checked="" type="checkbox"/> 28,956. Refunded <input checked="" type="checkbox"/>			

Part VII-A Statements Regarding Activities

	Yes	No
1a During the tax year, did the foundation attempt to influence any national, state, or local legislation or did it participate or intervene in any political campaign?		X
1b Did it spend more than \$100 during the year (either directly or indirectly) for political purposes (see instructions for the definition)? If the answer is "Yes" to 1a or 1b, attach a detailed description of the activities and copies of any materials published or distributed by the foundation in connection with the activities		X
1c Did the foundation file Form 1120-POL for this year?		X
d Enter the amount (if any) of tax on political expenditures (section 4955) imposed during the year: (1) On the foundation. <input checked="" type="checkbox"/> \$ 0. (2) On foundation managers. <input checked="" type="checkbox"/> \$ 0.		
e Enter the reimbursement (if any) paid by the foundation during the year for political expenditure tax imposed on foundation managers. <input checked="" type="checkbox"/> \$ 0.		
2 Has the foundation engaged in any activities that have not previously been reported to the IRS? If "Yes," attach a detailed description of the activities		X
3 Has the foundation made any changes, not previously reported to the IRS, in its governing instrument, articles of incorporation, or bylaws, or other similar instruments? If "Yes," attach a conformed copy of the changes		X
4a Did the foundation have unrelated business gross income of \$1,000 or more during the year?		X
b If "Yes," has it filed a tax return on Form 990-T for this year?		X
5 Was there a liquidation, termination, dissolution, or substantial contraction during the year? If "Yes," attach the statement required by General Instruction T.		X
6 Are the requirements of section 508(e) (relating to sections 4941 through 4945) satisfied either: • By language in the governing instrument, or • By state legislation that effectively amends the governing instrument so that no mandatory directions that conflict with the state law remain in the governing instrument?	X	
7 Did the foundation have at least \$5,000 in assets at any time during the year? If "Yes," complete Part II, col (c), and Part XV	X	
8a Enter the states to which the foundation reports or with which it is registered (see instructions) <input checked="" type="checkbox"/> NJ		
b If the answer is "Yes" to line 7, has the foundation furnished a copy of Form 990-PF to the Attorney General (or designate) of each state as required by General Instruction G? If "No," attach explanation	X	
9 Is the foundation claiming status as a private operating foundation within the meaning of section 4942(j)(3) or 4942(j)(5) for calendar year 2015 or the taxable year beginning in 2015 (see instructions for Part XIV)? If "Yes," complete Part XIV		X
10 Did any persons become substantial contributors during the tax year? If "Yes," attach a schedule listing their names and addresses		X

N/A

Form 990-PF (2015)

Part VII-A Statements Regarding Activities (continued)

	Yes	No
11 At any time during the year, did the foundation, directly or indirectly, own a controlled entity within the meaning of section 512(b)(13)? If "Yes," attach schedule (see instructions)		X
12 Did the foundation make a distribution to a donor advised fund over which the foundation or a disqualified person had advisory privileges? If "Yes," attach statement (see instructions)		X
13 Did the foundation comply with the public inspection requirements for its annual returns and exemption application? Website address ► <u>WWW.FUNDFORNJ.ORG</u>	X	
14 The books are in care of ► <u>THE FOUNDATION</u> Telephone no. ► <u>609-356-0421</u> Located at ► <u>ONE PALMER SQUARE EAST - SUITE 303, PRINCETON, NJ</u> ZIP+4 ► <u>08542</u>		
15 Section 4947(a)(1) nonexempt charitable trusts filing Form 990-PF in lieu of Form 1041 - Check here and enter the amount of tax-exempt interest received or accrued during the year ► 15 N/A		
16 At any time during calendar year 2015, did the foundation have an interest in or a signature or other authority over a bank, securities, or other financial account in a foreign country? See the instructions for exceptions and filing requirements for FinCEN Form 114. If "Yes," enter the name of the foreign country ►		X

Part VII-B Statements Regarding Activities for Which Form 4720 May Be Required

File Form 4720 if any item is checked in the "Yes" column, unless an exception applies.

	Yes	No
1a During the year did the foundation (either directly or indirectly):		
(1) Engage in the sale or exchange, or leasing of property with a disqualified person?	<input type="checkbox"/> Yes <input checked="" type="checkbox"/> No	
(2) Borrow money from, lend money to, or otherwise extend credit to (or accept it from) a disqualified person?	<input type="checkbox"/> Yes <input checked="" type="checkbox"/> No	
(3) Furnish goods, services, or facilities to (or accept them from) a disqualified person?	<input type="checkbox"/> Yes <input checked="" type="checkbox"/> No	
(4) Pay compensation to, or pay or reimburse the expenses of, a disqualified person?	<input checked="" type="checkbox"/> Yes <input type="checkbox"/> No	
(5) Transfer any income or assets to a disqualified person (or make any of either available for the benefit or use of a disqualified person)?	<input type="checkbox"/> Yes <input checked="" type="checkbox"/> No	
(6) Agree to pay money or property to a government official? (Exception. Check "No" if the foundation agreed to make a grant to or to employ the official for a period after termination of government service, if terminating within 90 days.)	<input type="checkbox"/> Yes <input checked="" type="checkbox"/> No	
b If any answer is "Yes" to 1a(1)-(6), did any of the acts fail to qualify under the exceptions described in Regulations section 53.4941(d)-3 or in a current notice regarding disaster assistance (see instructions)? Organizations relying on a current notice regarding disaster assistance check here ► <input type="checkbox"/>	1b	X
c Did the foundation engage in a prior year in any of the acts described in 1a, other than excepted acts, that were not corrected before the first day of the tax year beginning in 2015?	1c	X
2 Taxes on failure to distribute income (section 4942) (does not apply for years the foundation was a private operating foundation defined in section 4942(j)(3) or 4942(j)(5)):		
a At the end of tax year 2015, did the foundation have any undistributed income (lines 6d and 6e, Part XIII) for tax year(s) beginning before 2015? If "Yes," list the years ► _____	<input type="checkbox"/> Yes <input checked="" type="checkbox"/> No	
b Are there any years listed in 2a for which the foundation is not applying the provisions of section 4942(a)(2) (relating to incorrect valuation of assets) to the year's undistributed income? (If applying section 4942(a)(2) to all years listed, answer "No" and attach statement - see instructions.)	N/A	
c If the provisions of section 4942(a)(2) are being applied to any of the years listed in 2a, list the years here. ► _____	2b	
3a Did the foundation hold more than a 2% direct or indirect interest in any business enterprise at any time during the year?	<input type="checkbox"/> Yes <input checked="" type="checkbox"/> No	
b If "Yes," did it have excess business holdings in 2015 as a result of (1) any purchase by the foundation or disqualified persons after May 26, 1969; (2) the lapse of the 5-year period (or longer period approved by the Commissioner under section 4943(c)(7)) to dispose of holdings acquired by gift or bequest; or (3) the lapse of the 10-, 15-, or 20-year first phase holding period? (Use Schedule C, Form 4720, to determine if the foundation had excess business holdings in 2015.)	N/A	
4a Did the foundation invest during the year any amount in a manner that would jeopardize its charitable purposes?	4a	X
b Did the foundation make any investment in a prior year (but after December 31, 1969) that could jeopardize its charitable purpose that had not been removed from jeopardy before the first day of the tax year beginning in 2015?	4b	X

Form 990-PF (2015)

Part VII-B Statements Regarding Activities for Which Form 4720 May Be Required (continued)

5a During the year did the foundation pay or incur any amount to:

(1) Carry on propaganda, or otherwise attempt to influence legislation (section 4945(e))?

☐ Yes ☒ No

(2) Influence the outcome of any specific public election (see section 4955); or to carry on, directly or indirectly, any voter registration drive?

☐ Yes ☒ No

(3) Provide a grant to an individual for travel, study, or other similar purposes?

☐ Yes ☒ No

(4) Provide a grant to an organization other than a charitable, etc., organization described in section 4945(d)(4)(A)? (see instructions)

☐ Yes ☒ No

(5) Provide for any purpose other than religious, charitable, scientific, literary, or educational purposes, or for the prevention of cruelty to children or animals?

☐ Yes ☒ No

b If any answer is "Yes" to 5a(1)-(5), did any of the transactions fail to qualify under the exceptions described in Regulations section 53.4945 or in a current notice regarding disaster assistance (see instructions)?

N/A

5b

Organizations relying on a current notice regarding disaster assistance check here

☒

c If the answer is "Yes" to question 5a(4), does the foundation claim exemption from the tax because it maintained expenditure responsibility for the grant?

N/A

☐ Yes ☐ No

If "Yes," attach the statement required by Regulations section 53.4945-5(d).

6a Did the foundation, during the year, receive any funds, directly or indirectly, to pay premiums on a personal benefit contract?

☐ Yes ☒ No

b Did the foundation, during the year, pay premiums, directly or indirectly, on a personal benefit contract?

6b

X

If "Yes" to 6b, file Form 8870.

7a At any time during the tax year, was the foundation a party to a prohibited tax shelter transaction?

☐ Yes ☒ No

b If "Yes," did the foundation receive any proceeds or have any net income attributable to the transaction?

N/A

7b

Part VIII Information About Officers, Directors, Trustees, Foundation Managers, Highly Paid Employees, and Contractors

1 List all officers, directors, trustees, foundation managers and their compensation.

(a) Name and address	(b) Title, and average hours per week devoted to position	(c) Compensation (If not paid, enter -0-)	(d) Contributions to employee benefit plans and deferred compensation	(e) Expense account, other allowances
SEE STATEMENT 14		213,886.	24,413.	0.

2 Compensation of five highest-paid employees (other than those included on line 1). If none, enter "NONE."

(a) Name and address of each employee paid more than \$50,000	(b) Title, and average hours per week devoted to position	(c) Compensation	(d) Contributions to employee benefit plans and deferred compensation	(e) Expense account, other allowances
LUCIA I VANDENBERG - ONE PALMER SQUARE E, STE 303, PRINCETON, NJ	SENIOR PROGRAM OFFICER 40.00	107,339.	24,146.	0.
LAURA M GARBER-MANDELL - ONE PALMER SQUARE E, STE 303, PRINCETON, NJ	OFFICE MANAGER 40.00	57,975.	26,999.	0.

Total number of other employees paid over \$50,000

0

Form 990-PF (2015)

Part VIII Information About Officers, Directors, Trustees, Foundation Managers, Highly Paid Employees, and Contractors (continued)**3** Five highest-paid independent contractors for professional services. If none, enter "NONE."

(a) Name and address of each person paid more than \$50,000	(b) Type of service	(c) Compensation
MERCER INVESTMENT CONSULTING, INC. - 601 MERRIT 7 CORPORATE PARK, NORWALK, CT 06856	INVESTMENT CONSULTANT	70,056.
Total number of others receiving over \$50,000 for professional services		0

Part IX-A Summary of Direct Charitable Activities

List the foundation's four largest direct charitable activities during the tax year. Include relevant statistical information such as the number of organizations and other beneficiaries served, conferences convened, research papers produced, etc.	Expenses
1 N/A	
2	
3	
4	

Part IX-B Summary of Program-Related Investments

Describe the two largest program-related investments made by the foundation during the tax year on lines 1 and 2.	Amount
1 N/A	
2	
All other program-related investments. See instructions.	
3	
Total. Add lines 1 through 3	0.

Form 990-PF (2015)

Part X**Minimum Investment Return** (All domestic foundations must complete this part. Foreign foundations, see instructions.)

1	Fair market value of assets not used (or held for use) directly in carrying out charitable, etc., purposes:		
a	Average monthly fair market value of securities	1a	56,858,079.
b	Average of monthly cash balances	1b	371,122.
c	Fair market value of all other assets	1c	39,067.
d	Total (add lines 1a, b, and c)	1d	57,268,268.
e	Reduction claimed for blockage or other factors reported on lines 1a and 1c (attach detailed explanation)	1e	0.
2	Acquisition indebtedness applicable to line 1 assets	2	0.
3	Subtract line 2 from line 1d	3	57,268,268.
4	Cash deemed held for charitable activities. Enter 1 1/2% of line 3 (for greater amount, see instructions)	4	859,024.
5	Net value of noncharitable-use assets. Subtract line 4 from line 3. Enter here and on Part V, line 4	5	56,409,244.
6	Minimum investment return. Enter 5% of line 5	6	2,820,462.

Part XI**Distributable Amount** (see instructions) (Section 4942(j)(3) and (j)(5) private operating foundations and certain foreign organizations check here ☐ and do not complete this part.)

1	Minimum investment return from Part X, line 6	1	2,820,462.
2a	Tax on investment income for 2015 from Part VI, line 5	2a	22,069.
b	Income tax for 2015. (This does not include the tax from Part VI.)	2b	
c	Add lines 2a and 2b	2c	22,069.
3	Distributable amount before adjustments. Subtract line 2c from line 1	3	2,798,393.
4	Recoveries of amounts treated as qualifying distributions	4	0.
5	Add lines 3 and 4	5	2,798,393.
6	Deduction from distributable amount (see instructions)	6	0.
7	Distributable amount as adjusted. Subtract line 6 from line 5. Enter here and on Part XIII, line 1	7	2,798,393.

Part XII**Qualifying Distributions** (see instructions)

1	Amounts paid (including administrative expenses) to accomplish charitable, etc., purposes:		
a	Expenses, contributions, gifts, etc. - total from Part I, column (d), line 26	1a	3,233,029.
b	Program-related investments - total from Part IX-B	1b	0.
2	Amounts paid to acquire assets used (or held for use) directly in carrying out charitable, etc., purposes	2	
3	Amounts set aside for specific charitable projects that satisfy the:		
a	Suitability test (prior IRS approval required)	3a	
b	Cash distribution test (attach the required schedule)	3b	
4	Qualifying distributions. Add lines 1a through 3b. Enter here and on Part V, line 8, and Part XIII, line 4	4	3,233,029.
5	Foundations that qualify under section 4940(e) for the reduced rate of tax on net investment income. Enter 1% of Part I, line 27b	5	22,069.
6	Adjusted qualifying distributions. Subtract line 5 from line 4	6	3,210,960.

Note. The amount on line 6 will be used in Part V, column (b), in subsequent years when calculating whether the foundation qualifies for the section 4940(e) reduction of tax in those years.

Part XIII Undistributed Income (see instructions)

	(a) Corpus	(b) Years prior to 2014	(c) 2014	(d) 2015
1 Distributable amount for 2015 from Part XI, line 7				2,798,393.
2 Undistributed income, if any, as of the end of 2015				
a Enter amount for 2014 only			0.	
b Total for prior years:		0.		
3 Excess distributions carryover, if any, to 2015:				
a From 2010	557,515.			
b From 2011	244,759.			
c From 2012	501,565.			
d From 2013	329,273.			
e From 2014	273,092.			
f Total of lines 3a through e	1,906,204.			
4 Qualifying distributions for 2015 from Part XII, line 4: ► \$	3,233,029.			
a Applied to 2014, but not more than line 2a			0.	
b Applied to undistributed income of prior years (Election required - see instructions)		0.		
c Treated as distributions out of corpus (Election required - see instructions)	0.			
d Applied to 2015 distributable amount				2,798,393.
e Remaining amount distributed out of corpus	434,636.			
5 Excess distributions carryover applied to 2015 (If an amount appears in column (d), the same amount must be shown in column (a))	0.			0.
6 Enter the net total of each column as indicated below:	2,340,840.			
a Corpus. Add lines 3f, 4c, and 4e. Subtract line 5				
b Prior years' undistributed income. Subtract line 4b from line 2b		0.		
c Enter the amount of prior years' undistributed income for which a notice of deficiency has been issued, or on which the section 4942(a) tax has been previously assessed		0.		
d Subtract line 6c from line 6b. Taxable amount - see instructions		0.		
e Undistributed income for 2014. Subtract line 4a from line 2a. Taxable amount - see instr.			0.	
f Undistributed income for 2015. Subtract lines 4d and 5 from line 1. This amount must be distributed in 2016				0.
7 Amounts treated as distributions out of corpus to satisfy requirements imposed by section 170(b)(1)(F) or 4942(g)(3) (Election may be required - see instructions)	0.			
8 Excess distributions carryover from 2010 not applied on line 5 or line 7	557,515.			
9 Excess distributions carryover to 2016. Subtract lines 7 and 8 from line 6a	1,783,325.			
10 Analysis of line 9.				
a Excess from 2011	244,759.			
b Excess from 2012	501,565.			
c Excess from 2013	329,273.			
d Excess from 2014	273,092.			
e Excess from 2015	434,636.			

Part XIV Private Operating Foundations (see instructions and Part VII-A, question 9)

N/A

- 1 a** If the foundation has received a ruling or determination letter that it is a private operating foundation, and the ruling is effective for 2015, enter the date of the ruling

- b**
- Check box to indicate whether the foundation is a private operating foundation described in section
- ☐
- 4942(j)(3) or
- ☐
- 4942(j)(5)

Part XV **Supplementary Information** (continued)

3 Grants and Contributions Paid During the Year or Approved for Future Payment				
Recipient	If recipient is an individual, show any relationship to any foundation manager or substantial contributor	Foundation status of recipient	Purpose of grant or contribution	Amount
Name and address (home or business)				
a Paid during the year				
SEE STATEMENT A	N/A	501(C)(3)		2,541,150.
Total			3a	2,541,150.
b Approved for future payment				
NONE				
Total			3b	0.

FUND FOR NEW JERSEY

Part IV Capital Gains and Losses for Tax on Investment Income

(a) List and describe the kind(s) of property sold, e.g., real estate, 2-story brick warehouse; or common stock, 200 shs. MLC Co.		(b) How acquired P - Purchase D - Donation	(c) Date acquired (mo., day, yr.)	(d) Date sold (mo., day, yr.)
1a IRM-PUBLICLY TRADED SECURITIES		P		
b FORT WASHINGTON-PUBLICLY TRADED SECURITIES		P		
c PIMCO INVESTMENT GRADE CORP BOND INST		P		
d VANGUARD 500 INDEX FUND ADM		P		
e SEG PARTNERS OFFSHORE FUND		P		
f JAT CAPITAL OFFSHORE FUND		P		
g CAPITAL GAINS DIVIDENDS				
h				
i				
j				
k				
l				
m				
n				
o				

(e) Gross sales price	(f) Depreciation allowed (or allowable)	(g) Cost or other basis plus expense of sale	(h) Gain or (loss) (e) plus (f) minus (g)
a 1,451,488.		1,419,232.	32,256.
b 2,598,668.		2,198,217.	400,451.
c 500,000.		531,473.	-31,473.
d 1,615,000.		943,522.	671,478.
e 250,000.		168,241.	81,759.
f 1,631,480.		1,500,000.	131,480.
g 98,532.			98,532.
h			
i			
j			
k			
l			
m			
n			
o			

Complete only for assets showing gain in column (h) and owned by the foundation on 12/31/69

(i) F.M.V. as of 12/31/69	(j) Adjusted basis as of 12/31/69	(k) Excess of col. (i) over col. (j), if any	(l) Losses (from col. (h)) Gains (excess of col. (h) gain over col. (k), but not less than "-0-")
a			32,256.
b			400,451.
c			-31,473.
d			671,478.
e			81,759.
f			131,480.
g			98,532.
h			
i			
j			
k			
l			
m			
n			
o			

2 Capital gain net income or (net capital loss) { If gain, also enter in Part I, line 7 If (loss), enter "-0-" in Part I, line 7 }	2	1,384,483.
3 Net short-term capital gain or (loss) as defined in sections 1222(5) and (6): If gain, also enter in Part I, line 8, column (c). If (loss), enter "-0-" in Part I, line 8 }	3	N/A

FORM 990-PF	DIVIDENDS AND INTEREST FROM SECURITIES	STATEMENT	1
-------------	--	-----------	---

SOURCE	GROSS AMOUNT	CAPITAL GAINS DIVIDENDS	(A) REVENUE PER BOOKS	(B) NET INVEST- MENT INCOME	(C) ADJUSTED NET INCOME
FORT WASHINGTON	148,650.	0.	148,650.	148,650.	
IRM INVESTMENTS	113,560.	0.	113,560.	113,560.	
LSV VALUE EQUITY FUND	168,941.	0.	168,941.	168,941.	
PIMCO FUNDS	388,623.	98,532.	290,091.	290,091.	
VANGUARD	312,750.	0.	312,750.	312,750.	
WACHOVIA	410.	0.	410.	410.	
TO PART I, LINE 4	1,132,934.	98,532.	1,034,402.	1,034,402.	

FORM 990-PF	ACCOUNTING FEES	STATEMENT	2
-------------	-----------------	-----------	---

DESCRIPTION	(A) EXPENSES PER BOOKS	(B) NET INVEST- MENT INCOME	(C) ADJUSTED NET INCOME	(D) CHARITABLE PURPOSES
ACCOUNTING	23,785.	16,650.		7,076.
AUDIT AND TAX PREPARATION	18,080.	12,656.		5,424.
TO FORM 990-PF, PG 1, LN 16B	41,865.	29,306.		12,500.

FORM 990-PF	OTHER PROFESSIONAL FEES	STATEMENT	3
-------------	-------------------------	-----------	---

DESCRIPTION	(A) EXPENSES PER BOOKS	(B) NET INVEST- MENT INCOME	(C) ADJUSTED NET INCOME	(D) CHARITABLE PURPOSES
INVESTMENT CONSULTING FEES	70,056.	70,056.		0.
INVESTMENT MANAGEMENT FEES	85,240.	85,240.		0.
OTHER PROFESSIONAL FEES - PROGRAM	1,500.	0.		1,500.
TO FORM 990-PF, PG 1, LN 16C	156,796.	155,296.		1,500.

FORM 990-PF	TAXES			STATEMENT	4
DESCRIPTION	(A) EXPENSES PER BOOKS	(B) NET INVEST- MENT INCOME	(C) ADJUSTED NET INCOME	(D) CHARITABLE PURPOSES	
EXCISE TAXES	22,609.	0.		0.	
FOREIGN TAX WITHHELD ON DIVIDENDS	2,678.	2,678.		0.	
TO FORM 990-PF, PG 1, LN 18	25,287.	2,678.		0.	

FORM 990-PF	OTHER EXPENSES			STATEMENT	5
DESCRIPTION	(A) EXPENSES PER BOOKS	(B) NET INVEST- MENT INCOME	(C) ADJUSTED NET INCOME	(D) CHARITABLE PURPOSES	
OFFICE EXPENSES	6,166.	0.		6,530.	
EQUIPMENT RENTALS	3,402.	0.		3,402.	
INSURANCE	6,019.	0.		6,301.	
TELEPHONE	6,163.	0.		6,163.	
POSTAGE	694.	0.		776.	
WEBSITE DESIGN	2,330.	0.		2,330.	
DUES AND MEMBERSHIPS	8,161.	0.		8,161.	
OTHER PROGRAM SUPPORT	14,232.	0.		15,375.	
BOOKS, SUBSCRIPTION & PUBLICATIONS	119.	0.		119.	
TO FORM 990-PF, PG 1, LN 23	47,286.	0.		49,157.	

FORM 990-PF	OTHER DECREASES IN NET ASSETS OR FUND BALANCES	STATEMENT	6
DESCRIPTION		AMOUNT	
UNREALIZED LOSS IN MARKET VALUE OF INVESTMENTS		1,617,562.	
TOTAL TO FORM 990-PF, PART III, LINE 5		1,617,562.	

FORM 990-PF	U.S. AND STATE/CITY GOVERNMENT OBLIGATIONS	STATEMENT	7
-------------	--	-----------	---

DESCRIPTION	U.S. GOV'T	OTHER GOV'T	BOOK VALUE	FAIR MARKET VALUE
US GOVERNMENT & AGENCY BONDS	X		58,439.	58,439.
MUNICIPAL GOVERNMENT BONDS		X	120,639.	120,639.
TOTAL U.S. GOVERNMENT OBLIGATIONS			58,439.	58,439.
TOTAL STATE AND MUNICIPAL GOVERNMENT OBLIGATIONS			120,639.	120,639.
TOTAL TO FORM 990-PF, PART II, LINE 10A			179,078.	179,078.

FORM 990-PF	CORPORATE STOCK	STATEMENT	8
-------------	-----------------	-----------	---

DESCRIPTION	BOOK VALUE	FAIR MARKET VALUE
FORT WASHINGTON - PUBLICLY TRADED SECURITIES - SEE STATEMENT C	8,981,593.	8,981,593.
TOTAL TO FORM 990-PF, PART II, LINE 10B	8,981,593.	8,981,593.

FORM 990-PF	CORPORATE BONDS	STATEMENT	9
-------------	-----------------	-----------	---

DESCRIPTION	BOOK VALUE	FAIR MARKET VALUE
CORPORATE BONDS & OBLIGATIONS - SEE STATEMENT D	2,416,120.	2,416,120.
OTHER FIXED INCOME - SEE STATEMENT D	470,238.	470,238.
TOTAL TO FORM 990-PF, PART II, LINE 10C	2,886,358.	2,886,358.

FORM 990-PF	OTHER INVESTMENTS	STATEMENT 10
-------------	-------------------	--------------

DESCRIPTION	VALUATION METHOD	BOOK VALUE	FAIR MARKET VALUE
MUTUAL FUNDS - SEE STATEMENT E	FMV	29,121,341.	29,121,341.
SEG PARTNERS OFFSHORE FUND	FMV	2,804,934.	2,804,934.
BREXAN HOWARD MS FUND	FMV	1,591,069.	1,591,069.
FEDERAL STREET ASIA EMERGING	FMV		
MARKETS OFFSHORE FUND, LTD.		97,710.	97,710.
WEATHERFLOW OFFSHORE FUND	FMV	1,836,444.	1,836,444.
SYSTEMATICA BLUETREND FUND, LTD	FMV	1,050,907.	1,050,907.
SHEFFIELD INTERNATIONAL PARTNERS	FMV		
LTD.		1,805,968.	1,805,968.
MKP INTERNATIONAL OFFSHORE	FMV	1,635,735.	1,635,735.
FEDERAL STREET ASIA EMERGING	FMV		
MARKETS FUND, LLC		2,091,940.	2,091,940.
TOTAL TO FORM 990-PF, PART II, LINE 13		42,036,048.	42,036,048.

FORM 990-PF	DEPRECIATION OF ASSETS NOT HELD FOR INVESTMENT	STATEMENT 11
-------------	--	--------------

DESCRIPTION	COST OR OTHER BASIS	ACCUMULATED DEPRECIATION	BOOK VALUE
COMPUTER AND TELECOM EQUIPMENT	32,777.	32,777.	0.
OFFICE FURNISHINGS	27,442.	19,597.	7,845.
TOTAL TO FM 990-PF, PART II, LN 14	60,219.	52,374.	7,845.

FORM 990-PF	OTHER ASSETS	STATEMENT 12
-------------	--------------	--------------

DESCRIPTION	BEGINNING OF YR BOOK VALUE	END OF YEAR BOOK VALUE	FAIR MARKET VALUE
SECURITY DEPOSIT	8,834.	8,834.	8,834.
INTEREST AND DIVIDENDS RECEIVABLE	43,389.	39,067.	39,067.
TO FORM 990-PF, PART II, LINE 15	52,223.	47,901.	47,901.

FORM 990-PF	OTHER LIABILITIES	STATEMENT 13
DESCRIPTION	BOY AMOUNT	EOY AMOUNT
DEFERRED FEDERAL EXCISE TAX	234,532.	202,181.
FEDERAL EXCISE TAX PAYABLE	3,975.	0.
TOTAL TO FORM 990-PF, PART II, LINE 22	238,507.	202,181.

FORM 990-PF	PART VIII - LIST OF OFFICERS, DIRECTORS TRUSTEES AND FOUNDATION MANAGERS	STATEMENT 14
-------------	---	--------------

NAME AND ADDRESS	TITLE AND AVRG HRS/WK	COMPEN- SATION	EMPLOYEE BEN PLAN CONTRIB	EXPENSE ACCOUNT
BETH K. JAMIESON ONE PALMER SQUARE EAST - SUITE 303 PRINCETON, NJ 08542	PRESIDENT 40.00	213,886.	24,413.	0.
HON. DEBORAH T. PORITZ ONE PALMER SQUARE EAST - SUITE 303 PRINCETON, NJ 08542	CHAIR 1.00	0.	0.	0.
CANDACE M. ASHMUN ONE PALMER SQUARE EAST - SUITE 303 PRINCETON, NJ 08542	VICE CHAIR 1.00	0.	0.	0.
BRENDAN T. BYRNE, JR. ONE PALMER SQUARE EAST - SUITE 303 PRINCETON, NJ 08542	TREASURER 1.00	0.	0.	0.
DR. HENRY COLEMAN ONE PALMER SQUARE EAST - SUITE 303 PRINCETON, NJ 08542	TRUSTEE 1.00	0.	0.	0.
DR. JOHN W. CORNWALL ONE PALMER SQUARE EAST - SUITE 303 PRINCETON, NJ 08542	TRUSTEE 1.00	0.	0.	0.
LINDA DENNERY ONE PALMER SQUARE EAST - SUITE 303 PRINCETON, NJ 08542	TRUSTEE 1.00	0.	0.	0.
HON. JAMES FLORIO ONE PALMER SQUARE EAST - SUITE 303 PRINCETON, NJ 08542	TRUSTEE 1.00	0.	0.	0.

FUND FOR NEW JERSEY

22-1895028

HON. JOHN J. GIBBONS	TRUSTEE			
ONE PALMER SQUARE EAST - SUITE 303	1.00	0.	0.	0.
PRINCETON, NJ 08542				
EDWARD LLOYD	TRUSTEE			
ONE PALMER SQUARE EAST - SUITE 303	1.00	0.	0.	0.
PRINCETON, NJ 08542				
LAWRENCE S. LUSTBERG	TRUSTEE			
ONE PALMER SQUARE EAST - SUITE 303	1.00	0.	0.	0.
PRINCETON, NJ 08542				
RICHARD W. ROPER	TRUSTEE			
ONE PALMER SQUARE EAST - SUITE 303	1.00	0.	0.	0.
PRINCETON, NJ 08542				
GARY D. ROSE	TRUSTEE			
ONE PALMER SQUARE EAST - SUITE 303	1.00	0.	0.	0.
PRINCETON, NJ 08542				
GRIZEL UBARRY	TRUSTEE			
ONE PALMER SQUARE EAST - SUITE 303	1.00	0.	0.	0.
PRINCETON, NJ 08542				
RICK WRIGHT	TRUSTEE			
ONE PALMER SQUARE EAST - SUITE 303	1.00	0.	0.	0.
PRINCETON, NJ 08542				
JANE W. THORNE	TRUSTEE EMERITUS			
ONE PALMER SQUARE EAST - SUITE 303	1.00	0.	0.	0.
PRINCETON, NJ 08542				
TOTALS INCLUDED ON 990-PF, PAGE 6, PART VIII		213,886.	24,413.	0.

Asset No	Description	Date Acquired	Method	Life	Line No	Unadjusted Cost Or Basis	Bus % Excl	* Reduction In Basis	Basis For Depreciation	Accumulated Depreciation	Current Sec 179	Current Year Deduction
1	COMPUTER AND TELECOM EQUIPMENT	VARIABLES		3.00	16	32,777.			32,777.	31,088.		1,689.
2	OFFICE FURNISHINGS	VARIABLES		3.00	16	27,442.			27,442.	14,368.		5,229.
	* TOTAL 990-PF PG 1 DEPR					60,219.		0.	60,219.	45,456.	0.	6,918.

2015 Grants Awarded and Disbursed

Organization	Also Known As/Fiscal Agent	Amount	Type	Disbursed Date	Purpose	Address
Eastern Environmental Law Center		50,000	challenge	2/20/2015	to support the work of New Jersey's only public interest environmental law firm to protect New Jersey's environment and public health	Hilary Semel, Esq , Executive Director, Eastern Environmental Law Center, 744 Broad Street, Newark, NJ 07102 Executive Director Eastern Environmental Law Center 744 Broad Street, Suite 1525 Newark, NJ 07102
Rutgers University - Due Process 2015 Board Grants		35,000	challenge	10/5/2015	to promote critical dialogue and enhance awareness of current legal and policy issues	Ms Sandra King, Due Process, Rutgers School of Law, 123 Washington Street, Suite 516, Newark, NJ 07102
Fair Share Housing Center		160,000	regular	3/27/2015	to expand the availability of affordable	Kevin Walsh, Executive Director, Fair Share Housing Center, 510 Park Boulevard, Cherry Hill, NJ 08002
Housing and Community Development Network of New Jersey		100,000	regular	3/27/2015	to foster new affordable housing opportunities and to direct resources to vulnerable populations in the Sandy recovery, to support neighborhood stabilization and revitalization	Staci Berger, President & CEO, Housing & Community Development Network of New Jersey, 145 West Hanover Street, Trenton, NJ 08608
Supportive Housing Association of New Jersey		20,000	regular	3/27/2015	to increase the availability of supportive housing for people with special needs and to support the expansion of affordable housing in the state	Ms Gail Levinson, Executive Director, The Supportive Housing Association of NJ, 29 Alden Street, Suite 1B, Cranford, NJ 07016
American Friends Service Committee		85,000	regular	3/27/2015	to advance policies that foster fair and humane treatment of immigrants	Ms Amy Gottlieb Program Director American Friends Service Committee 89 Market Street Newark, NJ 07102
Wind of the Spirit		37,500	regular	3/27/2015	to advance comprehensive immigration reform including strong state and municipal policies that will improve opportunities for and integration of New Jersey's immigrant residents in their diverse communities	Diana Mejia, Executive Director, Wind of the Spirit, 120 Speedwell Ave, Morristown, NJ 07960

2015 Grants Awarded and Disbursed

Organization	Also Known As/Fiscal Agent	Amount	Type	Disbursed Date	Purpose	Address
Faith in New Jersey		37,500	regular	3/27/2015	to advance comprehensive immigration reform including strong state and municipal policies that will improve opportunities for and integration of New Jersey's immigrant residents in their diverse communities	Joseph Fleming, Executive Director, Faith in New Jersey, 2770 Federal Street, Camden, NJ 08105
Advocates for Children of New Jersey		45,000	regular	3/27/2015	to expand preschool and to enact other policies that benefit low-income children and their families	Cecilia Zalkind, Executive Director, Advocates for Children of New Jersey, 35 Halsey Street, Newark, NJ 07102
Pre-K Our Way		25,000	regular	3/27/2015	to build and mobilize public support for preschool expansion in New Jersey	Maryanne Preztunik, Administrator, 7 Columbia Turnpike, Suite 201, Florham Park, NJ 07932
NJ Spotlight	Community Foundation of NJ	25,000	regular	3/27/2015	to support NJ Spotlight's commitment to on-going coverage and analysis of policy issues related to public finance and politics	John Mooney, New Jersey Spotlight, 207 Orange Road, Montclair, NJ 07042
Better Choices for New Jersey	Center for Working Families	25,000	regular	3/27/2015	to advocate for progressive budget policy and increased revenue generation in NJ, to increase government transparency and accountability	Analilia Meja, State Director, 419 7th Street NW, 5th Floor, Washington, DC 20004
New Jersey Alliance for Immigrant Justice		30,000	challenge	6/15/2015 - \$15,000 10/23/2015 \$15,000	to enact policies that advance the rights and opportunities of immigrants in New Jersey	Chai-Chai Wang, Executive Committee, New Jersey Alliance for Immigrant Justice, 89 Market Street, #6, Newark, NJ 07102
Rutgers - Bloustein		50,000	regular	6/23/2015	to create a policy roadmap for achieving New Jersey's greenhouse gas emissions targets	Jeanne Herb, Associate Director, Environmental Analysis and Communication (EAC) Group, Edward J Bloustein School of Planning and Public Policy, 33 Livingston Ave, New Brunswick, NJ 08901
Regional Planning Association		50,000	regular	6/23/2015	to develop climate adaptation and mitigation strategies for NJ's urban communities	Thomas K Wright, President, Regional Planning Association, 4 Irving Place, 7th Floor, New York, NY 10003
Environmental NJ Research & Policy Center		75,000	regular	6/23/2015	to make climate change mitigation and expansion of clean energy policy priorities for New Jersey	Doug O'Malley, Executive Director, Environmental NJ Research & Policy Center, 104 Bayard Street, 6th Floor, New Brunswick, NJ 08901

2015 Grants Awarded and Disbursed

Organization	Also Known As/Fiscal Agent	Amount	Type	Disbursed Date	Purpose	Address
New Jersey Conservation Foundation		50,000	regular	6/23/2015	to stop proposed oil and gas pipelines from crossing preserved lands and to require new pipelines to undergo a comprehensive planning and needs assessment	Michele S Byers, Executive Director, Bamboo Brook, 170 Longview Road, Far Hills, NJ 07931 Executive Director New Jersey Conservation Foundation Bamboo Brook, 170 Longview Road Far Hills, NJ 07931
Eastern Environmental Law Center		85,000	regular	6/23/2015	to support the work of New Jersey's only public interest environmental law firm to advance clean energy and environmental justice in New Jersey	Hilary Semel, Esq , Executive Director, Eastern Environmental Law Center, 744 Broad Street, Newark, NJ 07102 Executive Director Eastern Environmental Law Center 744 Broad Street, Suite 1525 Newark, NJ 07102
Delaware Riverkeeper		25,000	regular	6/23/2015	to oppose construction and expansion of pipelines and other shale gas infrastructure in New Jersey and instead advance clean energy technology	Maya van Rossum, Executive Director, Delaware Riverkeeper Network, 925 Canal Street, 7th Floor, Suite 3701, Bristol, PA 19007
Pinelands Presevation Alliance		50,000	regular	6/23/2015	to advance and enforce policies to protect water and other natural resources of the Pinelands	Carleton Montgomery, Executive Director, Pineland Preservation Alliance, 17 Pemberton Road, Southampton, NJ 08088
New Jersey Work Environment Council		50,000	regular	6/23/2015	to protect NJ's environmental and workplace safeguards and increase transparency of chemical storage and crude oil movement	Dan Fatton, Executive Director, New Jersey Work Environment Council, 7 Dunmore Ave, 1st Floor East, Ewing, NJ 08618
Ironbound Community Corporation		20,000	regular	6/23/2015	to improve air quality and public health in Newark and elsewhere in New Jersey	Joseph DellaFave, Executive Director, Ironbound Community Corporation, 317 Elm Street, Newark, NJ 07105
New York/New Jersey Baykeeper		50,000	regular	6/23/2015	to improve the water quality of the Hudson-Raritan Estuary	Ms Deborah A Mans Executive Director and Baykeeper New York/New Jersey Baykeeper 52 West Front Street Keyport, NJ 07735

2015 Grants Awarded and Disbursed

Organization	Also Known As/Fiscal Agent	Amount	Type	Disbursed Date	Purpose	Address
Association of New Jersey Environmental Commissions		50,000	regular	6/23/2015	to protect water quality, combat climate change, and preserve open space through education and mobilization of environmental commissions in NJ	Jennifer Coffey, Executive Director, AJNEC, PO Box 157, Mendham, NJ 07945
New Jersey Highlands Coalition		50,000	regular	6/23/2015	to promote enhancement and enforcement of policies to protect water and other resources of the Highlands	Julia Somers, New Jersey Highlands Coalition, 508 Main Street, Booton, NJ 07005
Drug Policy Alliance		50,000	regular	6/23/2015	to improve the fairness of criminal justice policies and reduce the number of people in New Jersey incarcerated for drug law violations	Roseanne Scotti, State Director, 16 West Front Street, Suite 101A, Trenton, NJ 08608 State Director New Jersey Drug Policy Alliance 16 West Front Street, Suite 101A Trenton, NJ 08608
New Jersey Institute for Social Justice		40,000	regular	6/23/2015	to advance racial and economic equality in NJ's urban communities	Ryan Haygood, President & CEO, New Jersey Institute for Social Justice, 60 Park Place, Suite 511, Newark, NJ 07102
New Jersey Citizen Action Education Fund		85,000	regular	6/23/2015	to foster a fair economy and access to health care for low-income families, seniors, people of color, immigrants, women, and workers	Phyllis Salowe-Kaye, Executive Director, New Jersey Citizen Action Education Fund, 744 Broad Street, Suite 2080, Newark, NJ 07102 Executive Director New Jersey Citizen Action Education Fund 744 Broad Street, Suite 2080 Newark, NJ 07102
Green Faith		25,000	regular	6/23/2015	to build strong support from faith communities for state policies that create green jobs and reduce pollution and climate impacts	Fletcher Harper, Executive Director, Green Faith, 101 South 3rd Ave, Highland Park, NJ 08904
Clean Water/ New Jersey Environmental Justice Alliance		25,000	challenge	11/23/2015		
Education Law Center		100,000	regular	9/30/2015	to preserve and further enhance New Jersey's strong public education system by advocating for fair school funding and advancing equity through initiatives such as preschool expansion, adequate facilities, and attention to reducing segregation	David Sciarra, Esq Executive Director Education Law Center 60 Park Place, Suite 300 Newark, NJ 07102

2015 Grants Awarded and Disbursed

Organization	Also Known As/Fiscal Agent	Amount	Type	Disbursed Date	Purpose	Address
Save Our Schools NJ Community Organizing		50,000	regular	9/30/2015	to support engaged parents and community members advocating for high-quality public education for all children in New Jersey	Julia Sass Rubin, Board Chair, Save Our Schools Community Organizing, 360 Jefferson Road, Princeton, NJ 08540
American Civil Liberties Union of New Jersey		85,000	regular	9/30/2015	to further racial justice with a focus on transformative reform of both police practices and the overall criminal justice system including efforts to reduce incarceration	Udi Ofer Executive Director American Civil Liberties Union of New Jersey P O. Box 32159 Newark, NJ 07102
John J Heldrich Center for Workforce Development		100,000	regular	9/30/2015	to develop and demonstrate effective and efficient strategies for reducing long-term unemployment in New Jersey and to inform public policy	Dr. Carl Van Horn, Director, John J Heldrich Center for Workforce Development, 30 Livingston Ave, Room 305, New Brunswick, NJ 08901
Isles, Inc		25,000	regular	9/30/2015	to support policy changes that will prevent exposure to and reduce the impact of lead poisoning of children in New Jersey	Marty Johnson, President, 10 Wood ST, Trenton, NJ 08618
Housing and Community Development Corporation		15,000	regular	9/30/2015	to support policy changes that will prevent exposure to and reduce the impact of lead poisoning of children in New Jersey	Staci Berger, President & CEO, Housing & Community Development Network of New Jersey, 145 West Hanover Street, Trenton, NJ 08608
New Jersey Public Radio	New York Public Radio	65,000	regular	12/21/2015	to educate the public about critical public issues	Amy Fitzpatrick, Director of Institutional Giving, New York Public Radio, 160 Varick Street, NY 10013
Rutgers University - Due Process		25,000	regular	12/21/2015	to enhance awareness and spur debate about timely legal and policy issues	Ms. Sandra King, Due Process, Rutgers School of Law, 123 Washington Street, Suite 516, Newark, NJ 07102
New Jersey Policy Perspective		125,000	regular	12/21/2015	to promote investment and opportunity in New Jersey through analysis and advocacy on transportation funding, corporate tax subsidies, economic security, and immigration	Gordon MacInnes, President, New Jersey Policy Perspective, 137 West Hanover Street, Trenton, NJ 08618
Anti-Poverty Network		75,000	regular	12/21/2015	to support efforts to prevent, reduce, and eventually eliminate poverty among New Jersey residents	Serena Rice, Executive Director, Anti-Poverty Network, 383 West State Street, Trenton, NJ 08618

2015 Grants Awarded and Disbursed

Organization	Also Known As/Fiscal Agent	Amount	Type	Disbursed Date	Purpose	Address
Legal Services of New Jersey		100,000	regular	12/21/2015	to enhance awareness among the public and decision-makers about the scope of poverty and to make the case for increased public sector support of the social safety net	Melville D. Miller, President and General Counsel, Legal Services of New Jersey, 100 Metroplex Drive at Plainfield Ave, Suite 402, Edison, NJ 08818
Center for Non-Profits		25,000	regular	12/21/2015	to foster policies that broaden the impact and improve the effectiveness of the non-profit sector in New Jersey and to advance diversity within the sector	Linda Czipo, Executive Director, Center for Non-Profits, 3575 Quakerbridge Road, Suite 102, Mercerville, NJ 08619
Hyanith Aids Foundation		25,000	regular	12/21/2015	to ensure that those living with HIV/AIDS in NJ have access to necessary services and to eradicate HIV/AIDS in NJ	Kathy Ahern-O'Brien, Executive Director, Hyacinth AIDS Foundation, 317 George Street, Suite 203, New Brunswick, NJ 08901
Rutgers University - Rutgers Law School Newark, Criminal & Youth Justice Clinic		40,000	regular	12/21/2015	in support of significant reforms of New Jersey's juvenile justice system to better serve vulnerable youth	Laura Cohen, Director, Criminal & Youth Justice Clinic, Rutgers Law School, 123 Washington Ave, Newark, NJ 07102
New Jersey Spotlight	Community Foundation of NJ	100,000	regular	12/21/2015	to educate the public about critical public policy issues and empower audiences to engage as active public citizens	John Mooney, New Jersey Spotlight, 207 Orange Road, Montclair, NJ 07042
New Jersey Work Environment Council		15,000	president	1/28/2015	to research Bakken crude oil trains in New Jersey, identify alternative policy solutions, conduct outreach and build partnerships, and develop a strategy and action plan to address this issue	Dan Fatton, Executive Director, New Jersey Work Environment Council, 7 Dunmore Ave, 1st Floor East, Ewing, NJ 08618
Wind of the Spirit		1,650	president	3/6/2015	to support a workshop for and by young immigrant women organizers to cultivate and facilitate these young leaders' organizing and advocacy initiatives	Diana Mejia, Executive Director, Wind of the Spirit, 120 Speedwell Ave, Morristown, NJ 07960
Rutgers - Center for Government Services		15,000	president	3/27/2015	to support the expansion and roll out of the online New Jersey Data Book for the purpose of increasing government transparency by making public information more easily accessible to the public, the media, elected officials, and policymakers	Alan Zalind, Director, Rutgers Center for Government Services, 303 George Street, Suite 604, New Brunswick, NJ 08901
New Jersey For Transit	New Jersey Policy Perspective	15,000	president	4/27/2015	to advocate for increased public investment in affordable, efficient, and high-quality mass transit in New Jersey	Gordon MacInnes, President, New Jersey Policy Perspective, 137 West Hanover Street, Trenton, NJ 08618

2015 Grants Awarded and Disbursed

Organization	Also Known As/Fiscal Agent	Amount	Type	Disbursed Date	Purpose	Address
New Jersey Property Assessed Clean Energy program		1,000	president	5/29/2015	to support New Jersey Property Assessed Clean Energy program's June 12, 2015 Summit for the purpose of educating New Jerseyans about the Property Assessed Clean Energy program	Jonathan Cloud, Executive Director, New Jersey Property Assessed Clean Energy program, 8 Revere Drive, Basking Ridge, NJ 07920
Rutgers - Center on the American Governor		15,000	president	6/1/2015	to form a focused database on the roles of Governors Byrne, Kean, Florio, and Whitman and their administrations in setting policy for state financing, spending, and taxation from 1974 to 2000	John Weingart, Director, Eagleton Institute of Politics, Rutgers, the State University of New Jersey, 191 Ryders Lane, New Brunswick, NJ 08901
Council of New Jersey Grantmakers		2,500	president	7/8/2015	to conduct an environmental scan of Trenton-based initiatives and develop specific and implementable urban planning and community development recommendations	Nina Stack, Council of NJ Grantmakers, 101 West State Street, Trenton, NJ 08608
Wind of the Spirit		1,000	president	3/6/2015	to support a convening in Trenton on November 16, 2015 covering immigrant rights	Diana Mejia, Executive Director, Wind of the Spirit, 120 Speedwell Ave, Morristown, NJ 07960
New Jersey For Transit	New Jersey Policy Perspective	15,000	president	12/23/2015	to advocate for increased public investment in affordable, efficient, and high-quality mass transit in New Jersey and to contribute to the debate about replenishing NJ's Transportation Trust Fund	Gordon MacInnes, President, New Jersey Policy Perspective, 137 West Hanover Street, Trenton, NJ 08618
2015 Grants Paid - Total		2,541,150				



AM -365-00913-0
000 46

4525
Page 2 of 10

THE FUND FOR NEW JERSEY

This statement is for the period from
December 1, 2015 to December 31, 2015

ASSET DETAIL (continued)

Shares/ Par	Security Description	CUSIP	Market Value/ Price	Cost Basis	Yield At Market	Est Annual Inc
Stocks						
538.000	Amazon Com Inc AMZN	023135106	363,628.82 675.890	166,633.82	0.00	0.00
2,815.000	Apple Inc AAPL	037833100	296,306.90 105.260	179,650.65	1.98	5,855.20
5,488.000	Avnet Inc AVT	053807103	235,105.92 42.840	187,300.57	1.59	3,731.84
15,850.000	Bank Of America Corp BAC	060505104	266,755.50 16.830	221,405.65	1.19	3,170.00
12,561.000	Bank Of New York Mellon Corp BK	064058100	517,764.42 41.220	381,150.55	1.65	8,541.48
2,507.000	Berkshire Hathaway Inc Cl B BRKB	084670702	331,024.28 132.040	327,507.46	0.00	0.00
1,529.000	Bio Rad Labs Inc Cl A BIO	090572207	212,011.14 138.660	179,771.36	0.00	0.00
491.000	Biogen, Inc BIIB	09062X103	150,417.85 306.350	146,678.68	0.00	0.00
2,195.000	CSX Corp CSX	126408103	56,960.25 25.950	57,274.58	2.77	1,580.40
4,529.000	Carnival Corp CCL	143658300	246,739.92 54.480	149,325.02	2.20	5,434.80
9,331.000	Cisco Systems Inc CSCO	17275R102	253,383.31 27.155	213,616.21	3.09	7,838.04
1,756.000	Exxon Mobil Corp XOM	30231G102	136,880.20 77.950	138,969.49	3.75	5,127.52
11,669.000	General Electric CO GE	369604103	363,489.35 31.150	293,380.81	2.95	10,735.48
1,557.000	Goldman Sachs Group Inc GS	38141G104	280,618.11 180.230	254,917.96	1.44	4,048.20
4,190.000	Halliburton CO HAL	406216101	142,627.60 34.040	179,048.11	2.11	3,016.80
960.000	International Business Machines Corp IBM	459200101	132,115.20 137.620	141,587.46	3.78	4,992.00
1,920.000	Johnson Johnson JNJ	478160104	197,222.40 102.720	179,601.18	2.92	5,760.00
4,136.000	Kennametal Inc KMT	489170100	79,411.20 19.200	155,029.90	4.17	3,308.80
5,106.000	Microsoft Corp MSFT	594918104	283,280.88 55.480	228,904.63	2.60	7,352.64
11,055.000	Mondelez International W I MDLZ	609207105	495,706.20 44.840	330,886.10	1.52	7,517.40
3,528.000	Novartis Ag A D R Repstg 1 Ord Sh NVS	66987V109	303,549.12 86.040	317,364.23	2.63	7,969.75
6,490.000	Oracle Corporation ORCL	68389X105	237,079.70 36.530	253,131.86	1.64	3,894.00
8,710.000	Owens & Minor Inc OMI	690732102	313,385.80 35.980	302,056.87	2.81	8,797.10





AM -365-00913-0
000 46

4525
Page 3 of 10

THE FUND FOR NEW JERSEY

This statement is for the period from
December 1, 2015 to December 31, 2015

ASSET DETAIL (continued)

Shares/ Par	Security Description	CUSIP	Market Value/ Price	Cost Basis	Yield At Market	Est Annual Inc
Stocks						
126,000	Priceline Com Inc PCLN	741503403	160,643.70 1,274.950	141,327.22	0 00	0.00
3,254,000	Reliance Steel Aluminum RS	759509102	188,439.14 57.910	235,871.87	2 76	5,206.40
2,475,000	Schlumberger Ltd SLB	806857108	172,631.25 69.750	206,985.75	2 87	4,950.00
1,784,000	Jm Smucker CO The SJM	832696405	220,038.56 123.340	185,900.53	2 17	4,781.12
7,187,000	Sysco Corp SYY	871829107	294,667.00 41.000	244,005.16	3.02	8,911.88
5,671,000	Twenty First Century Fox Inc FOXA	90130A101	154,024.36 27.160	187,156.12	1.10	1,701.30
5,701,000	II-VI Inc IIVI	902104108	105,810.56 18.560	91,034.20	0.00	0.00
1,885,000	Union Pacific Corp UNP	907818108	147,407.00 78.200	155,836.31	2.81	4,147.00
2,502,000	Vista Outdoor Inc WI VSTO	928377100	111,364.02 44.510	68,775.97	0 00	0.00
3,143,000	Wesco Intl Inc WCC	95082P105	137,286.24 43.680	240,458.64	0 00	0.00
3,389,000	World Fuel Svcs Corp INT	981475106	130,340.94 38.460	137,855.82	0 62	813.36
Total Stocks			\$8,981,593.46	\$7,816,906.37		\$157,577.03

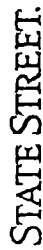


STATE STREET

Account Holdings
As of December 31, 2015
Page 4 of 18

THE FUND FOR NEW JERSEY

Shares/Units/ Original Face	Description	Asset Identifier	Tax Cost	Current Price	Market Value	Unrealized Gain/Loss	Estimated	
							Annual Income	Current Yield
CORPORATE BONDS								
Cualody Holdings								
50,000.000	HISTORIC TIME WARNER 8.06% 1/15/18	987316BA6	\$55,228.31	100.165	\$50,082.50	\$5,143.81-	\$4,025.00	8.04%
35,000.000	Moody: BAA2 S&P: BBB	031162BF6	35,259.29	100.575	35,201.25	58.04-	1,855.97	2.29
	805.00						35.78	
28,000.000	Moody: BAA1 S&P: A	92553PAH5	28,705.95	100.207	28,057.96	647.99-	700.00	2.49
31,000.000	Moody: BAA2 S&P: BBB-	00440EAJ6	32,629.49	104.635	32,436.85	192.64-	31.11	5.45
	1,767.00						667.53	
27,000.000	Moody: A3 S&P: A	20029PAG4	31,681.11	109.645	29,604.15	2,076.96-	2,396.25	8.09
27,000.000	Moody: A3 S&P: A-	565849AD8	28,930.15	101.933	27,521.51	1,408.24-	399.42	5.89
	1,620.00						405.00	
25,000.000	Moody: BAA1 S&P: BBB	14916RAB0	24,892.75	99.806	24,951.50	41.25-	400.00	1.60
15,000.000	CATHOLIC HEALTH INITI 1.6% 11/01/17	00287YAJ8	15,094.34	99.806	14,970.90	123.44-	66.67	1.75
	262.50						40.10	
49,000.000	Moody: A2 S&P: A	46625HGY0	53,784.84	108.006	52,922.94	861.90-	2,940.00	5.55
	Moody: BAA1 S&P: A						1,355.67	
	JP MORGAN CHASE & CO 6% 1/15/18							
	Moody: A3 S&P: A-							




Account Holdings
As of December 31, 2015
Page 9 of 18

THE FUND FOR NEW JERSEY

Shares/Units/ Original Face	Description	Asset Identifier	Tax Cost	Current Price	Market Value	Unrealized Gain/Loss	Annual Income/ Accrued Income	Current Yield
CORPORATE BONDS (Continued)								
Custody Holdings (Continued)								
20,359,330	DELTA AIR 2011-1	24736WAA8	20,808.45	108.000	21,580.91	772.46	1,079.05	5.00
	DELTA AIR 2011-1	02376XAA7	45,437.96	99.500	47,504.10	2,066.14	2,088.75	-
35,955,100	GOODYEAR 2012-1-A	21079SP27	35,955.10	102.600	36,889.93	934.83	1,079.05	4.04
15,824,300	GOODYEAR 2007-20H-1	83162CRE5	17,338.02	111.493	17,642.99	306.97	1,079.05	5.18
31,863,730	CVS PASS-THRU TR	126650BO2	36,813.31	114.335	36,431.40	(381.91)	1,079.05	6.07
58,014,910	GOODYEAR 2014-20C 1	83162CWD1	58,014.91	103.728	60,177.71	2,162.80	1,079.05	3.09
TOTAL CORPORATE BONDS								
			\$2,407,902.51		\$2,416,120.18	\$6,217.67		

8/5 899605



statement d



STATE STREET.

THE FUND FOR NEW JERSEY

Account Holdings
As of December 31, 2015
Page 10 of 18

Shares/Units/ Original Face	Description	Asset Identifier	Tax Cost	Current Price	Market Value	Unrealized Gain/Loss	Estimated	
							Annual Income	Current Yield
FOREIGN ASSETS (Continued)								
Custody Holdings								
9,000,000	CON PAC RR CO Moody: BAA1 S&P: BBB+	13645RAX2	\$9,000.00	101.297	\$9,116.73	\$116.73	\$551.25	6.05%
10,000,000	RABOBANK NEDERLAND Moody: AA2 S&P: A+	21685WCJ4	12,233.33	114.035	11,403.50	829.83	525.00	4.60
16,000,000	RABOBANK NEDLND UTRC Moody: AA2 S&P: A+	21685WDD6	16,273.89	105.538	16,886.08	612.19	620.00	3.67
32,000,000	DEUTSCHE TELEKOM INTL Moody: BAA1 S&P: BBB+	25156PAD5	41,853.54	146.662	46,928.64	5,075.10	2,960.00	6.31
20,000,000	ENSCO PLC Moody: BAA2 S&P: BBB	29358QAA7	20,016.21	80.518	16,103.60	3,912.61	246.67	5.84
25,000,000	ERICSSON LM Moody: BAA1 S&P: BBB+	294829AA4	24,896.25	102.522	25,630.50	734.25	1,031.25	4.02
33,000,000	HSBC HLDGS PLC Moody: A1 S&P: A	404280AK5	33,386.75	111.176	36,688.08	3,301.33	1,683.00	4.59
60,000,000	INGERSOLL RAND CO Moody: BAA2 S&P: BBB	45686GAM4	63,975.46	119.362	71,617.20	7,641.74	402.05	5.40
37,000,000	ROGERS COMMUNICATIONS Moody: BAA1 S&P: BBB+	775109AW1	35,874.33	97.092	35,924.04	49.71	493.96	3.09
15,000,000	SHELL INTL FIN Moody: AA1 S&P: AA-	822582AX0	15,286.95	99.424	14,913.60	373.35	510.00	3.42
35,000,000	SHELL INTL FIN Moody: AA1 S&P: AA-	822582BA9	35,613.90	100.117	35,040.95	572.95	700.00	2.00
25,000,000	TEVA PHARM FIN BV Moody: BAA1 S&P: BBB+	88165FAC6	25,906.33	100.619	25,154.75	751.58	600.00	2.38
30,000,000	TORONTO-DOMINION BK Moody: AA1 S&P: AA-	89114QAM0	30,560.23	101.914	30,574.20	366.03	85.00	2.58
30,000,000	VODAFONE GROUP PLC Moody: BAA1 S&P: BBB+	92857WAP5	32,343.61	104.404	31,321.20	1,022.41	242.81	5.39
34,000,000	WESTPAC BK GROUP Moody: A2 S&P: A-	961214AH6	36,301.30	105.237	35,780.58	520.72	1,572.50	4.39
TOTAL FOREIGN ASSETS							\$15,315.83	\$20,674.75

Fund for New Jersey
 EIN # 22-1895028
 December 31, 2015

	<u>Cost</u>	<u>FMV</u>
PIMCO Investment Grade Corp Bond Inst	6,279,813	5,747,557
LSV Value Equity Fund	6,130,989	9,388,523
Vanguard - FTSE All World ex-US Adm	2,474,906	2,463,585
Vanguard - 500 Index Fund Adm	7,117,321	11,521,676
	<u> </u>	<u> </u>
Total Mutual Funds - at FMV	<u>22,003,029</u>	<u>29,121,341</u>