



See a Social Security Number? Say Something!
Report Privacy Problems to <https://public.resource.org/privacy>
Or call the IRS Identity Theft Hotline at 1-800-908-4490



Form

990-PF

Department of the Treasury
Internal Revenue Service

Return of Private Foundation

or Section 4947(a)(1) Trust Treated as Private Foundation

▶ Do not enter social security numbers on this form as it may be made public.

▶ Information about Form 990-PF and its instructions is at www.irs.gov/form990pf.

OMB No 1545-0052

2015

Open to Public Inspection

For calendar year 2015, or tax year beginning 01-01-2015, and ending 12-31-2015

Name of foundation JOB HAINES HOME FOR AGED PEOPLE		A Employer identification number 22-0972180	
Number and street (or P O box number if mail is not delivered to street address) 250 BLOOMFIELD AVENUE		Room/suite	
City or town, state or province, country, and ZIP or foreign postal code Bloomfield, NJ 07003		B Telephone number (see instructions)	
G Check all that apply <div><input type="checkbox"/> Initial return</div> <div><input type="checkbox"/> Initial return of a former public charity</div> <div><input type="checkbox"/> Final return</div> <div><input type="checkbox"/> Amended return</div> <div><input type="checkbox"/> Address change</div> <div><input type="checkbox"/> Name change</div>		C If exemption application is pending, check here <input type="checkbox"/>	
H Check type of organization <input checked="" type="checkbox"/> Section 501(c)(3) exempt private foundation <input type="checkbox"/> Section 4947(a)(1) nonexempt charitable trust <input type="checkbox"/> Other taxable private foundation		D 1. Foreign organizations, check here <input type="checkbox"/> 2. Foreign organizations meeting the 85% test, check here and attach computation <input type="checkbox"/>	
I Fair market value of all assets at end of year (from Part II, col. (c), line 16) ▶ \$ 49,672,897		E If private foundation status was terminated under section 507(b)(1)(A), check here <input type="checkbox"/>	
J Accounting method <input type="checkbox"/> Cash <input checked="" type="checkbox"/> Accrual <input type="checkbox"/> Other (specify) _____ (Part I, column (d) must be on cash basis.)		F If the foundation is in a 60-month termination under section 507(b)(1)(B), check here <input type="checkbox"/>	

Part I Analysis of Revenue and Expenses <i>(The total of amounts in columns (b), (c), and (d) may not necessarily equal the amounts in column (a) (see instructions))</i>		Revenue and expenses per (a) books	Net investment (b) income	Adjusted net (c) income	Disbursements for charitable purposes (d) (cash basis only)
Revenue	1	Contributions, gifts, grants, etc , received (attach schedule)			
	2	Check ▶ <input checked="" type="checkbox"/> if the foundation is not required to attach Sch B			
	3	Interest on savings and temporary cash investments			
	4	Dividends and interest from securities	773,201	773,201	773,201
	5a	Gross rents			
	b	Net rental income or (loss) _____			
	6a	Net gain or (loss) from sale of assets not on line 10	1,167,841		
	b	Gross sales price for all assets on line 6a 7,580,436			
	7	Capital gain net income (from Part IV, line 2) . . .		1,167,841	
	8	Net short-term capital gain			
	9	Income modifications			
	10a	Gross sales less returns and allowances			
Operating and Administrative Expenses	b	Less Cost of goods sold			
	c	Gross profit or (loss) (attach schedule)			
	11	Other income (attach schedule)	8,041,825		
	12	Total. Add lines 1 through 11	9,982,867	1,941,042	773,201
	13	Compensation of officers, directors, trustees, etc	208,436		208,436
	14	Other employee salaries and wages	5,377,309		5,377,309
	15	Pension plans, employee benefits	1,358,383		1,358,383
	16a	Legal fees (attach schedule).	30,646		30,646
	b	Accounting fees (attach schedule).	89,721		89,721
	c	Other professional fees (attach schedule)	335,048	152,103	182,945
	17	Interest	1,715		1,715
	18	Taxes (attach schedule) (see instructions) . . .	611,845		611,845
	19	Depreciation (attach schedule) and depletion . . .	762,234		
	20	Occupancy			
	21	Travel, conferences, and meetings.			
	22	Printing and publications			
	23	Other expenses (attach schedule).	2,577,167		2,577,167
	24	Total operating and administrative expenses. Add lines 13 through 23	11,352,504	152,103	10,438,167
	25	Contributions, gifts, grants paid	0		0
	26	Total expenses and disbursements. Add lines 24 and 25	11,352,504	152,103	10,438,167
	27	Subtract line 26 from line 12			
	a	Excess of revenue over expenses and disbursements	-1,369,637		
	b	Net investment income (if negative, enter -0-)		1,788,939	
	c	Adjusted net income (if negative, enter -0-) . . .		773,201	

Part II Balance Sheets		Attached schedules and amounts in the description column should be for end-of-year amounts only (See instructions)	Beginning of year	End of year	
			(a) Book Value	(b) Book Value	(c) Fair Market Value
Assets	1	Cash—non-interest-bearing	1,065,215	1,326,218	1,326,218
	2	Savings and temporary cash investments			
	3	Accounts receivable ▶ <u>776,124</u>			
		Less allowance for doubtful accounts ▶ <u>28,184</u>	560,030	747,940	747,940
	4	Pledges receivable ▶ _____			
		Less allowance for doubtful accounts ▶ _____			
	5	Grants receivable			
	6	Receivables due from officers, directors, trustees, and other disqualified persons (attach schedule) (see instructions).			
	7	Other notes and loans receivable (attach schedule) ▶ _____			
		Less allowance for doubtful accounts ▶ _____			
	8	Inventories for sale or use			
	9	Prepaid expenses and deferred charges	501,549	452,275	452,275
	10a	Investments—U S and state government obligations (attach schedule)			
	b	Investments—corporate stock (attach schedule)	40,974,834	36,368,155	36,368,155
	c	Investments—corporate bonds (attach schedule)			
	11	Investments—land, buildings, and equipment basis ▶ _____			
		Less accumulated depreciation (attach schedule) ▶ _____			
	12	Investments—mortgage loans.			
	13	Investments—other (attach schedule)			
	14	Land, buildings, and equipment basis ▶ <u>19,834,137</u>			
		Less accumulated depreciation (attach schedule) ▶ <u>9,055,828</u>	10,989,099	10,778,309	10,778,309
	15	Other assets (describe ▶ _____)			
	16	Total assets (to be completed by all filers—see the instructions Also, see page 1, item I)	54,090,727	49,672,897	49,672,897
Liabilities	17	Accounts payable and accrued expenses	1,001,943	841,864	
	18	Grants payable			
	19	Deferred revenue			
	20	Loans from officers, directors, trustees, and other disqualified persons			
	21	Mortgages and other notes payable (attach schedule).	5,070,000	4,790,000	
	22	Other liabilities (describe ▶ _____)			
	23	Total liabilities (add lines 17 through 22)	6,071,943	5,631,864	
Net Assets or Fund Balances		Foundations that follow SFAS 117, check here ▶ <input checked="" type="checkbox"/> and complete lines 24 through 26 and lines 30 and 31.			
	24	Unrestricted	48,018,784	44,041,033	
	25	Temporarily restricted			
	26	Permanently restricted			
		Foundations that do not follow SFAS 117, check here ▶ <input type="checkbox"/> and complete lines 27 through 31.			
	27	Capital stock, trust principal, or current funds			
	28	Paid-in or capital surplus, or land, bldg , and equipment fund			
	29	Retained earnings, accumulated income, endowment, or other funds			
	30	Total net assets or fund balances (see instructions)	48,018,784	44,041,033	
	31	Total liabilities and net assets/fund balances (see instructions)	54,090,727	49,672,897	

Part III Analysis of Changes in Net Assets or Fund Balances			
1	Total net assets or fund balances at beginning of year—Part II, column (a), line 30 (must agree with end-of-year figure reported on prior year’s return)	1	48,018,784
2	Enter amount from Part I, line 27a	2	-1,369,637
3	Other increases not included in line 2 (itemize) ▶ _____	3	
4	Add lines 1, 2, and 3	4	46,649,147
5	Decreases not included in line 2 (itemize) ▶ _____	5	2,608,114
6	Total net assets or fund balances at end of year (line 4 minus line 5)—Part II, column (b), line 30	6	44,041,033

Part IV

Capital Gains and Losses for Tax on Investment Income

List and describe the kind(s) of property sold (e g , real estate, (a) 2-story brick warehouse, or common stock, 200 shs MLC Co)		How acquired P—Purchase (b) D—Donation	Date acquired (c) (mo , day, yr)	Date sold (d) (mo , day, yr)
1a	See Additional Data Table			
b				
c				
d				
e				

(e) Gross sales price	Depreciation allowed (f) (or allowable)	Cost or other basis (g) plus expense of sale	Gain or (loss) (h) (e) plus (f) minus (g)
a See Additional Data Table			
b			
c			
d			
e			

Complete only for assets showing gain in column (h) and owned by the foundation on 12/31/69			Gains (Col (h) gain minus col (k), but not less than -0-) or (l) Losses (from col (h))
(i) F M V as of 12/31/69	Adjusted basis (j) as of 12/31/69	Excess of col (i) (k) over col (j), if any	
a See Additional Data Table			
b			
c			
d			
e			

2	Capital gain net income or (net capital loss)	<div>If gain, also enter in Part I, line 7 If (loss), enter -0- in Part I, line 7</div>	2	1,167,841
3	Net short-term capital gain or (loss) as defined in sections 1222(5) and (6) If gain, also enter in Part I, line 8, column (c) (see instructions) If (loss), enter -0- in Part I, line 8	<div></div>	3	

Part V

Qualification Under Section 4940(e) for Reduced Tax on Net Investment Income

(For optional use by domestic private foundations subject to the section 4940(a) tax on net investment income)
If section 4940(d)(2) applies, leave this part blank

Was the foundation liable for the section 4942 tax on the distributable amount of any year in the base period? ☐ Yes ☐ No
If "Yes," the foundation does not qualify under section 4940(e) Do not complete this part

1 Enter the appropriate amount in each column for each year, see instructions before making any entries

(a) Base period years Calendar year (or tax year beginning in)	(b) Adjusted qualifying distributions	(c) Net value of noncharitable-use assets	(d) Distribution ratio (col (b) divided by col (c))
2014			
2013			
2012			
2011			
2010			

2	Total of line 1, column (d).	2	
3	Average distribution ratio for the 5-year base period—divide the total on line 2 by 5, or by the number of years the foundation has been in existence if less than 5 years	3	
4	Enter the net value of noncharitable-use assets for 2015 from Part X, line 5.	4	
5	Multiply line 4 by line 3.	5	0
6	Enter 1% of net investment income (1% of Part I, line 27b).	6	
7	Add lines 5 and 6.	7	0
8	Enter qualifying distributions from Part XII, line 4.	8	

If line 8 is equal to or greater than line 7, check the box in Part VI, line 1b, and complete that part using a 1% tax rate See
the Part VI instructions

Part VI

Excise Tax Based on Investment Income (Section 4940(a), 4940(b), 4940(e), or 4948—see page 18 of the instructions)

1a

Exempt operating foundations described in section 4940(d)(2), check here ☒ and enter "N/A" on line 1
Date of ruling or determination letter 1974-01-14
(attach copy of letter if necessary—see instructions)

b

Domestic foundations that meet the section 4940(e) requirements in Part V, check here ☐ and enter 1% of Part I, line 27b

c

All other domestic foundations enter 2% of line 27b. Exempt foreign organizations enter 4% of Part I, line 12, col. (b)

2

Tax under section 511 (domestic section 4947(a)(1) trusts and taxable foundations only. Others enter -0-)

3

Add lines 1 and 2.

4

Subtitle A (income) tax (domestic section 4947(a)(1) trusts and taxable foundations only. Others enter -0-)

5

Tax based on investment income. Subtract line 4 from line 3. If zero or less, enter -0-

6

Credits/Payments

a

2015 estimated tax payments and 2014 overpayment credited to 2015

6a

b

Exempt foreign organizations—tax withheld at source.

6b

c

Tax paid with application for extension of time to file (Form 8868).

6c

d

Backup withholding erroneously withheld.

6d

7

Total credits and payments. Add lines 6a through 6d.

8

Enter any **penalty** for underpayment of estimated tax. Check here ☐ if Form 2220 is attached.

9

Tax due. If the total of lines 5 and 8 is more than line 7, enter **amount owed**

10

Overpayment. If line 7 is more than the total of lines 5 and 8, enter the **amount overpaid**.

11

Enter the amount of line 10 to be **Credited to 2015 estimated tax** ☐ **Refunded** ☐

1

N/A

2

3

4

5

0

6a

6b

6c

6d

7

8

9

10

11

Part VII-A

Statements Regarding Activities

1a

During the tax year, did the foundation attempt to influence any national, state, or local legislation or did it participate or intervene in any political campaign?

1a

No

b

Did it spend more than \$100 during the year (either directly or indirectly) for political purposes (see Instructions for definition)?
If the answer is "Yes" to 1a or 1b, attach a detailed description of the activities and copies of any materials published or distributed by the foundation in connection with the activities.

1b

No

c

Did the foundation file **Form 1120-POL** for this year?

1c

No

d

Enter the amount (if any) of tax on political expenditures (section 4955) imposed during the year:
(1) On the foundation ☐ \$ _____ (2) On foundation managers ☐ \$ _____

e

Enter the reimbursement (if any) paid by the foundation during the year for political expenditure tax imposed on foundation managers ☐ \$ _____

2

Has the foundation engaged in any activities that have not previously been reported to the IRS?
If "Yes," attach a detailed description of the activities.

2

No

3

Has the foundation made any changes, not previously reported to the IRS, in its governing instrument, articles of incorporation, or bylaws, or other similar instruments? *If "Yes," attach a conformed copy of the changes*

3

No

4a

Did the foundation have unrelated business gross income of \$1,000 or more during the year?

4a

Yes

b

If "Yes," has it filed a tax return on **Form 990-T** for this year?

4b

Yes

5

Was there a liquidation, termination, dissolution, or substantial contraction during the year?
If "Yes," attach the statement required by General Instruction T.

5

No

6

Are the requirements of section 508(e) (relating to sections 4941 through 4945) satisfied either:
• By language in the governing instrument, or
• By state legislation that effectively amends the governing instrument so that no mandatory directions that conflict with the state law remain in the governing instrument?

6

Yes

7

Did the foundation have at least \$5,000 in assets at any time during the year? *If "Yes," complete Part II, col. (c), and Part XV.*

7

Yes

8a

Enter the states to which the foundation reports or with which it is registered (see instructions):
☐ NJ _____

b

If the answer is "Yes" to line 7, has the foundation furnished a copy of Form 990-PF to the Attorney General (or designate) of each state as required by General Instruction G? *If "No," attach explanation.*

8b

Yes

9

Is the foundation claiming status as a private operating foundation within the meaning of section 4942(j)(3) or 4942(j)(5) for calendar year 2015 or the taxable year beginning in 2015 (see instructions for Part XIV)?
If "Yes," complete Part XIV

9

Yes

10

Did any persons become substantial contributors during the tax year? *If "Yes," attach a schedule listing their names and addresses.*

10

No

Part VII-A

Statements Regarding Activities *(continued)*

11	At any time during the year, did the foundation, directly or indirectly, own a controlled entity within the meaning of section 512(b)(13)? If "Yes," attach schedule (see instructions).	11		No
12	Did the foundation make a distribution to a donor advised fund over which the foundation or a disqualified person had advisory privileges? If "Yes," attach statement (see instructions)	12		No
13	Did the foundation comply with the public inspection requirements for its annual returns and exemption application? Website address ▶NHAVERONJOB-HAINES ORG	13	Yes	
14	The books are in care of ▶NOREEN HAVERON Located at ▶250 BLOOMFIELD AVENUE Bloomfield NJ Telephone no ▶(973) 743-0792 ZIP+4 ▶07003			
15	Section 4947(a)(1) nonexempt charitable trusts filing Form 990-PF in lieu of Form 1041 —Check here ▶ <input type="checkbox"/> and enter the amount of tax-exempt interest received or accrued during the year ▶	15		
16	At any time during calendar year 2015, did the foundation have an interest in or a signature or other authority over a bank, securities, or other financial account in a foreign country? See instructions for exceptions and filing requirements for FinCEN Form 114, Report of Foreign Bank and Financial Accounts (FBAR) If "Yes", enter the name of the foreign country ▶	16	Yes	No

Part VII-B

Statements Regarding Activities for Which Form 4720 May Be Required

File Form 4720 if any item is checked in the "Yes" column, unless an exception applies.			Yes	No
1a	During the year did the foundation (either directly or indirectly) (1) Engage in the sale or exchange, or leasing of property with a disqualified person? <input type="checkbox"/> Yes <input checked="" type="checkbox"/> No (2) Borrow money from, lend money to, or otherwise extend credit to (or accept it from) a disqualified person?. <input type="checkbox"/> Yes <input checked="" type="checkbox"/> No (3) Furnish goods, services, or facilities to (or accept them from) a disqualified person? <input type="checkbox"/> Yes <input checked="" type="checkbox"/> No (4) Pay compensation to, or pay or reimburse the expenses of, a disqualified person? <input type="checkbox"/> Yes <input checked="" type="checkbox"/> No (5) Transfer any income or assets to a disqualified person (or make any of either available for the benefit or use of a disqualified person)?. <input type="checkbox"/> Yes <input checked="" type="checkbox"/> No (6) Agree to pay money or property to a government official? (Exception. Check "No" if the foundation agreed to make a grant to or to employ the official for a period after termination of government service, if terminating within 90 days). <input type="checkbox"/> Yes <input checked="" type="checkbox"/> No			
b	If any answer is "Yes" to 1a(1)–(6), did any of the acts fail to qualify under the exceptions described in Regulations section 53.4941(d)-3 or in a current notice regarding disaster assistance (see instructions)? <input type="checkbox"/> Organizations relying on a current notice regarding disaster assistance check here. ▶ <input type="checkbox"/>	1b		
c	Did the foundation engage in a prior year in any of the acts described in 1a, other than excepted acts, that were not corrected before the first day of the tax year beginning in 2015?.	1c		No
2	Taxes on failure to distribute income (section 4942) (does not apply for years the foundation was a private operating foundation defined in section 4942(j)(3) or 4942(j)(5))			
a	At the end of tax year 2015, did the foundation have any undistributed income (lines 6d and 6e, Part XIII) for tax year(s) beginning before 2015?. <input type="checkbox"/> Yes <input checked="" type="checkbox"/> No If "Yes," list the years ▶ 20____, 20____, 20____, 20____			
b	Are there any years listed in 2a for which the foundation is not applying the provisions of section 4942(a)(2) (relating to incorrect valuation of assets) to the year's undistributed income? (If applying section 4942(a)(2) to all years listed, answer "No" and attach statement—see instructions).	2b		No
c	If the provisions of section 4942(a)(2) are being applied to any of the years listed in 2a, list the years here ▶ 20____, 20____, 20____, 20____			
3a	Did the foundation hold more than a 2% direct or indirect interest in any business enterprise at any time during the year?. <input type="checkbox"/> Yes <input checked="" type="checkbox"/> No			
b	If "Yes," did it have excess business holdings in 2015 as a result of (1) any purchase by the foundation or disqualified persons after May 26, 1969, (2) the lapse of the 5-year period (or longer period approved by the Commissioner under section 4943(c)(7)) to dispose of holdings acquired by gift or bequest, or (3) the lapse of the 10-, 15-, or 20-year first phase holding period?(<i>Use Schedule C, Form 4720, to determine if the foundation had excess business holdings in 2015.</i>).	3b		
4a	Did the foundation invest during the year any amount in a manner that would jeopardize its charitable purposes?	4a		No
b	Did the foundation make any investment in a prior year (but after December 31, 1969) that could jeopardize its charitable purpose that had not been removed from jeopardy before the first day of the tax year beginning in 2015?	4b		No

Part VII-B

Statements Regarding Activities for Which Form 4720 May Be Required (Continued)

5a

During the year did the foundation pay or incur any amount to

(1) Carry on propaganda, or otherwise attempt to influence legislation (section 4945(e))?

☐ Yes ☒ No

(2) Influence the outcome of any specific public election (see section 4955), or to carry on, directly or indirectly, any voter registration drive?

☐ Yes ☒ No

(3) Provide a grant to an individual for travel, study, or other similar purposes?

☐ Yes ☒ No

(4) Provide a grant to an organization other than a charitable, etc , organization described in section 4945(d)(4)(A)? (see instructions).

☐ Yes ☒ No

(5) Provide for any purpose other than religious, charitable, scientific, literary, or educational purposes, or for the prevention of cruelty to children or animals?

☐ Yes ☒ No

b

If any answer is "Yes" to 5a(1)–(5), did **any** of the transactions fail to qualify under the exceptions described in Regulations section 53.4945 or in a current notice regarding disaster assistance (see instructions)?

5b

Organizations relying on a current notice regarding disaster assistance check here.

☒

c

If the answer is "Yes" to question 5a(4), does the foundation claim exemption from the tax because it maintained expenditure responsibility for the grant?

☐ Yes ☐ No

If "Yes," attach the statement required by Regulations section 53.4945–5(d).

6a

Did the foundation, during the year, receive any funds, directly or indirectly, to pay premiums on a personal benefit contract?

☐ Yes ☒ No

b

Did the foundation, during the year, pay premiums, directly or indirectly, on a personal benefit contract?

6b

No

If "Yes" to 6b, file Form 8870.

7a

At any time during the tax year, was the foundation a party to a prohibited tax shelter transaction?

☐ Yes ☒ No

b

If yes, did the foundation receive any proceeds or have any net income attributable to the transaction?

7b

Part VIII

Information About Officers, Directors, Trustees, Foundation Managers, Highly Paid Employees, and Contractors

1

List all officers, directors, trustees, foundation managers and their compensation (see instructions).

(a) Name and address	Title, and average hours per week (b) devoted to position	(c) Compensation (If not paid, enter -0-)	(d) Contributions to employee benefit plans and deferred compensation	Expense account, (e) other allowances
See Additional Data Table				





2

Compensation of five highest-paid employees (other than those included on line 1—see instructions). If none, enter "NONE."

(a) Name and address of each employee paid more than \$50,000	Title, and average hours per week (b) devoted to position	(c) Compensation	Contributions to employee benefit plans and deferred compensation (d)	Expense account, (e) other allowances
EVELYNE LEMY 250 BLOOMFIELD AVENUE Bloomfield, NJ 07003	DIRECTOR OF NURSING 40 00	154,094	24,488	0
DAVID REPOLI 250 BLOOMFIELD AVENUE Bloomfield, NJ 07003	ADMINISTRATOR 40 00	135,571	23,096	0
DEVON GROCE 250 BLOOMFIELD AVENUE Bloomfield, NJ 07003	DIRETOR NURSING AL 40 00	131,234	21,500	0
JEAN ALLEN 250 BLOOMFIELD AVENUE Bloomfield, NJ 07003	REGISTERED NURSE 40 00	100,821	19,055	0
ELIZABETH M POWER 250 BLOOMFIELD AVENUE Bloomfield, NJ 07003	NURSE RN 40 00	99,009	16,280	0
Total number of other employees paid over \$50,000.				29

Part VIII

Information About Officers, Directors, Trustees, Foundation Managers, Highly Paid Employees, and Contractors (continued)

3 Five highest-paid independent contractors for professional services (see instructions). If none, enter "NONE".		
(a) Name and address of each person paid more than \$50,000	(b) Type of service	(c) Compensation
HORIZON BLUE CROSS BLUE SHEILD 	INSURANCE	880,597
PO BOX 10130 Newark, NJ 07101		
SYNERTX 	THERAPIES	379,550
7540 NORTH 19TH AVENUE Phoenix, AZ 85021		
GENERATION PHARMACY GROUP LLC 	PHARMACY	131,873
85 FULTON STREET Boonton, NJ 07005		
SUELLEN SPILLANE INTERIORS	DESIGN CONSULTANT	102,656
29 EHRET AVENUE Harrington Park, NJ 07640		
POSEN ARCHITECTS	ARCHITECTS	88,111
25 COLUMBIA STREET West Orange, NJ 07052		
Total number of others receiving over \$50,000 for professional services. 		

Part IX-A

Summary of Direct Charitable Activities

List the foundation's four largest direct charitable activities during the tax year. Include relevant statistical information such as the number of organizations and other beneficiaries served, conferences convened, research papers produced, etc.	Expenses
1 THE FOUNDATION PROVIDES HEALTH AND RESIDENT CARE FOR THE ELDERLY	11,352,504
2	
3	
4	

Part IX-B

Summary of Program-Related Investments (see instructions)

Describe the two largest program-related investments made by the foundation during the tax year on lines 1 and 2	Amount
1	
2	
All other program-related investments. See instructions.	
3	
Total. Add lines 1 through 3.	

Part X

Minimum Investment Return

(All domestic foundations must complete this part. Foreign foundations,see instructions.)

1	Fair market value of assets not used (or held for use) directly in carrying out charitable, etc , purposes		
a	Average monthly fair market value of securities.	1a	39,916,573
b	Average of monthly cash balances.	1b	397,050
c	Fair market value of all other assets (see instructions).	1c	0
d	Total (add lines 1a, b, and c).	1d	40,313,623
e	Reduction claimed for blockage or other factors reported on lines 1a and 1c (attach detailed explanation).	1e	
2	Acquisition indebtedness applicable to line 1 assets.	2	0
3	Subtract line 2 from line 1d.	3	40,313,623
4	Cash deemed held for charitable activities Enter 1 1/2% of line 3 (for greater amount, see instructions).	4	1,326,218
5	Net value of noncharitable-use assets.Subtract line 4 from line 3 Enter here and on Part V, line 4	5	38,987,405
6	Minimum investment return.Enter 5% of line 5.	6	1,949,370

Part XI

Distributable Amount

(see instructions) (Section 4942(j)(3) and (j)(5) private operating foundations and certain foreign organizations check here ☒ and do not complete this part.)

1	Minimum investment return from Part X, line 6.	1	
2a	Tax on investment income for 2015 from Part VI, line 5.	2a	
b	Income tax for 2015 (This does not include the tax from Part VI).	2b	
c	Add lines 2a and 2b.	2c	
3	Distributable amount before adjustments Subtract line 2c from line 1.	3	
4	Recoveries of amounts treated as qualifying distributions.	4	
5	Add lines 3 and 4.	5	
6	Deduction from distributable amount (see instructions).	6	
7	Distributable amountas adjusted Subtract line 6 from line 5 Enter here and on Part XIII, line 1.	7	

Part XII

Qualifying Distributions (see instructions)

1	Amounts paid (including administrative expenses) to accomplish charitable, etc , purposes		
a	Expenses, contributions, gifts, etc —total from Part I, column (d), line 26.	1a	10,438,167
b	Program-related investments—total from Part IX-B.	1b	
2	Amounts paid to acquire assets used (or held for use) directly in carrying out charitable, etc , purposes.	2	551,445
3	Amounts set aside for specific charitable projects that satisfy the		
a	Suitability test (prior IRS approval required).	3a	
b	Cash distribution test (attach the required schedule).	3b	
4	Qualifying distributions.Add lines 1a through 3b Enter here and on Part V, line 8, and Part XIII, line 4	4	10,989,612
5	Foundations that qualify under section 4940(e) for the reduced rate of tax on net investment income Enter 1% of Part I, line 27b (see instructions).	5	
6	Adjusted qualifying distributions.Subtract line 5 from line 4.	6	10,989,612
Note:The amount on line 6 will be used in Part V, column (b), in subsequent years when calculating whether the foundation qualifies for the section 4940(e) reduction of tax in those years			

Part XIII

Undistributed Income (see instructions)

	(a) Corpus	(b) Years prior to 2014	(c) 2014	(d) 2015
1 Distributable amount for 2015 from Part XI, line 7				
2 Undistributed income, if any, as of the end of 2015				
a Enter amount for 2014 only.				
b Total for prior years 20____, 20____, 20____				
3 Excess distributions carryover, if any, to 2015				
a From 2010.				
b From 2011.				
c From 2012.				
d From 2013.				
e From 2014.				
f Total of lines 3a through e.				
4 Qualifying distributions for 2015 from Part XII, line 4 ▶ \$ 10,989,612				
a Applied to 2014, but not more than line 2a				
b Applied to undistributed income of prior years (Election required—see instructions).				
c Treated as distributions out of corpus (Election required—see instructions).				
d Applied to 2015 distributable amount.				
e Remaining amount distributed out of corpus	10,989,612			
5 Excess distributions carryover applied to 2015 (If an amount appears in column (d), the same amount must be shown in column (a).)				
6 Enter the net total of each column as indicated below:				
a Corpus Add lines 3f, 4c, and 4e Subtract line 5	10,989,612			
b Prior years' undistributed income Subtract line 4b from line 2b.				
c Enter the amount of prior years' undistributed income for which a notice of deficiency has been issued, or on which the section 4942(a) tax has been previously assessed.				
d Subtract line 6c from line 6b Taxable amount—see instructions				
e Undistributed income for 2014 Subtract line 4a from line 2a Taxable amount—see instructions				
f Undistributed income for 2016 Subtract lines 4d and 5 from line 1 This amount must be distributed in 2015.				
7 Amounts treated as distributions out of corpus to satisfy requirements imposed by section 170(b)(1)(F) or 4942(g)(3) (Election may be required - see instructions).				
8 Excess distributions carryover from 2010 not applied on line 5 or line 7 (see instructions). . .				
9 Excess distributions carryover to 2016. Subtract lines 7 and 8 from line 6a.	10,989,612			
10 Analysis of line 9				
a Excess from 2011.				
b Excess from 2012.				
c Excess from 2013.				
d Excess from 2014.				
e Excess from 2015.	10,989,612			

Part XIV

Private Operating Foundations (see instructions and Part VII-A, question 9)

1a

If the foundation has received a ruling or determination letter that it is a private operating foundation, and the ruling is effective for 2015, enter the date of the ruling.

1974-01-14

b

Check box to indicate whether the organization is a private operating foundation described in section ☒ 4942(j)(3) or ☐ 4942(j)(5)

2a	Enter the lesser of the adjusted net income from Part I or the minimum investment return from Part X for each year listed	Tax year	Prior 3 years			(e) Total
		(a) 2015	(b) 2014	(c) 2013	(d) 2012	
		773,201	783,725	725,737	2,744,606	5,027,269
b	85% of line 2a	657,221	666,166	616,876	2,332,915	4,273,178
c	Qualifying distributions from Part XII, line 4 for each year listed	10,989,612	10,492,615	9,663,067	8,698,476	39,843,770
d	Amounts included in line 2c not used directly for active conduct of exempt activities					
e	Qualifying distributions made directly for active conduct of exempt activities. Subtract line 2d from line 2c	10,989,612	10,492,615	9,663,067	8,698,476	39,843,770
3	Complete 3a, b, or c for the alternative test relied upon					
a	"Assets" alternative test—enter					
	(1) Value of all assets					
	(2) Value of assets qualifying under section 4942(j)(3)(B)(i)					
b	"Endowment" alternative test— enter 2/3 of minimum investment return shown in Part X, line 6 for each year listed. . . .	1,299,580	1,449,607	1,302,145	1,263,036	5,314,368
c	"Support" alternative test—enter					
	(1) Total support other than gross investment income (interest, dividends, rents, payments on securities loans (section 512(a)(5)), or royalties)					
	(2) Support from general public and 5 or more exempt organizations as provided in section 4942(j)(3)(B)(iii).					
	(3) Largest amount of support from an exempt organization					
	(4) Gross investment income					

Part XV

Supplementary Information (Complete this part only if the organization had \$5,000 or more in assets at any time during the year—see instructions.)

1

Information Regarding Foundation Managers:

a

List any managers of the foundation who have contributed more than 2% of the total contributions received by the foundation before the close of any tax year (but only if they have contributed more than \$5,000) (See section 507(d)(2))

NONE

b

List any managers of the foundation who own 10% or more of the stock of a corporation (or an equally large portion of the ownership of a partnership or other entity) of which the foundation has a 10% or greater interest

NONE

2

Information Regarding Contribution, Grant, Gift, Loan, Scholarship, etc., Programs:

Check here ☒ if the foundation only makes contributions to preselected charitable organizations and does not accept unsolicited requests for funds. If the foundation makes gifts, grants, etc. (see instructions) to individuals or organizations under other conditions, complete items 2a, b, c, and d

a

The name, address, and telephone number or email address of the person to whom applications should be addressed

b

The form in which applications should be submitted and information and materials they should include

c

Any submission deadlines

d

Any restrictions or limitations on awards, such as by geographical areas, charitable fields, kinds of institutions, or other factors

3 Grants and Contributions Paid During the Year or Approved for Future Payment

Form **990-PF** (2015)

Enter gross amounts unless otherwise indicated		Unrelated business income		Excluded by section 512, 513, or 514		(e) Related or exempt function income (See instructions)
		(a) Business code	(b) Amount	(c) Exclusion code	(d) Amount	
1	Program service revenue					
a	REVENUE			03	8,041,825	
b						
c						
d						
e						
f						
g	Fees and contracts from government agencies					
2	Membership dues and assessments.					
3	Interest on savings and temporary cash investments					
4	Dividends and interest from securities.			03	773,201	
5	Net rental income or (loss) from real estate					
a	Debt-financed property.					
b	Not debt-financed property.					
6	Net rental income or (loss) from personal property					
7	Other investment income.					
8	Gain or (loss) from sales of assets other than inventory					
9	Net income or (loss) from special events					
10	Gross profit or (loss) from sales of inventory					
11	Other revenue a _____					
b	_____					
c	_____					
d	_____					
e	_____					
12	Subtotal Add columns (b), (d), and (e).				8,815,026	
13	Total. Add line 12, columns (b), (d), and (e).					8,815,026

(See worksheet in line 13 instructions to verify calculations)

[illegible]

d If the answer to any of the above is "Yes," complete the following schedule. Column **(b)** should always show the fair market value of the goods, other assets, or services given by the reporting foundation. If the foundation received less than fair market value in any transaction or sharing arrangement, show in column **(d)** the value of the goods, other assets, or services received.

	Yes	No
1a(1)		No
1a(2)		No
1b(1)		No
1b(2)		No
1b(3)		No
1b(4)		No
1b(5)		No
1b(6)		No
1c		No

[illegible]

b If "Yes," complete the following schedule

(a) Name of organization	(b) Type of organization	(c) Description of relationship

Under penalties of perjury, I declare that I have examined this return, including accompanying schedules and statements, and to the best of my knowledge and belief, it is true, correct, and complete. Declaration of preparer (other than taxpayer) is based on all information of which preparer has any knowledge.

* * * * *

Title

May the IRS discuss this return with the preparer shown below
(see instr)? ☐ Yes ☒ No

Phone no (551) 655-4454

Form 990PF Part IV - Capital Gains and Losses for Tax on Investment Income - Columns a - d

(a) List and describe the kind(s) of property sold (e.g., real estate, 2-story brick warehouse, or common stock, 200 shs MLC Co.)	(b) How acquired P—Purchase D—Donation	(c) Date acquired (mo., day, yr.)	(d) Date sold (mo., day, yr.)
STATE REAL ASSETS	P	2013-06-30	2015-11-30
WESTWOOD INCOME OPPORTUNITY	P	2012-08-01	2015-12-16
PIMCO FDS PAC INVT MGMT	P	2012-12-24	2015-12-16
PIMCO ALL ASSETS	P	2012-08-01	2015-12-16
PRIME CAP ODYSSEY STOCK FUND	P	2012-08-01	2015-11-23
VANGUARD INTL GROWTH FND	P	2012-07-10	2015-12-16
STATE STREET ASSETS	P	2013-06-30	2015-12-21
PACIFIC HEDGED STRATEGIES	P	2012-08-01	2015-12-31
SCHERING PLOUGH CORP	P	2001-01-01	2015-02-10
ENRON	P	2001-01-01	2015-05-14

Form 990PF Part IV - Capital Gains and Losses for Tax on Investment Income - Columns e - h

(e) Gross sales price	(f) Depreciation allowed (or allowable)	(g) Cost or other basis plus expense of sale	(h) Gain or (loss) (e) plus (f) minus (g)
11,062		12,199	-1,137
557,000		480,434	76,566
1,333,000		1,475,273	-142,273
343,000		475,633	-132,633
2,607,000		1,663,344	943,656
2,074,000		1,589,778	484,222
586,000		715,909	-129,909
68,962			68,962
367		25	342
34			34

Form 990PF Part IV - Capital Gains and Losses for Tax on Investment Income - Columns i - l

[illegible]

Form 990PF Part IV - Capital Gains and Losses for Tax on Investment Income - Columns a - d

List and describe the kind(s) of property sold (e g , real estate, (a) 2-story brick warehouse, or common stock, 200 shs MLC Co)	How acquired P—Purchase (b) D—Donation	Date acquired (c) (mo , day, yr)	(d) Date sold (mo , day, yr)
NATIONAL CITY CORP	P	2001-01-01	2015-08-25







Form 990PF Part IV - Capital Gains and Losses for Tax on Investment Income - Columns e - h

(e) Gross sales price	Depreciation allowed (f) (or allowable)	Cost or other basis (g) plus expense of sale	Gain or (loss) (h) (e) plus (f) minus (g)
11			11

Form 990PF Part IV - Capital Gains and Losses for Tax on Investment Income - Columns i - l

Complete only for assets showing gain in column (h) and owned by the foundation on 12/31/69			(I) Gains (Col (h) gain minus col (k), but not less than -0-) or Losses (from col (h))
(i) F M V as of 12/31/69	Adjusted basis (j) as of 12/31/69	Excess of col (i) (k) over col (j), if any	

Form 990PF Part VIII Line 1 - List all officers, directors, trustees, foundation managers and their compensation

(a) Name and address	Title, and average hours per week (b) devoted to position	(c) Compensation(If not paid, enter -0-)	(d) Contributions to employee benefit plans and deferred compensation	Expense account, (e) other allowances
NOREEN HAVERON 	EXECUTIVE DIRECTOR	208,436	28,343	5,000
250 BLOOMFIELD AVENUE Bloomfield, NJ 07003	PRESIDENT 40 00			
JOHN REDMOND 	CHAIR	0	0	0
250 BLOOMFIELD AVENUE Bloomfield, NJ 07003	2 00			
LAWRENCE REILLY 	VICE-CHAIR	0	0	0
250 BLOOMFIELD AVENUE Bloomfield, NJ 07003	3 00			
BARBARA HURLEY 	SECRETARY	0	0	0
250 BLOOMFIELD AVENUE Bloomfield, NJ 07003	3 00			
H BARTLETT BROWN 	TREASURER	0	0	0
250 BLOOMFIELD AVENUE Bloomfield, NJ 07003	3 00			
GERALD FASANELLA 	ASSISTANT TREASURER	0	0	0
250 BLOOMFIELD AVENUE Bloomfield, NJ 07003	3 00			
JACK BRENEIS	TRUSTEE	0	0	0
250 BLOOMFIELD AVENUE Bloomfield, NJ 07003	3 00			
JOY CHESNICK	TRUSTEE	0	0	0
250 BLOOMFIELD AVENUE Bloomfield, NJ 07003	2 00			
SUSAN CLAPP	TRUSTEE	0	0	0
250 BLOOMFIELD AVENUE Bloomfield, NJ 07003	2 00			
BYRON DE VRIES	TRUSTEE	0	0	0
250 BLOOMFIELD AVENUE Bloomfield, NJ 07003	2 00			
PEGGY DUNIGAN	TRUSTEE	0	0	0
250 BLOOMFIELD AVENUE Bloomfield, NJ 07003	2 00			
ROBERT HICOCK	TRUSTEE	0	0	0
250 BLOOMFIELD AVENUE Bloomfield, NJ 07003	2 00			
JOSEPH L LINARES	TRUSTEE	0	0	0
250 BLOOMFIELD AVENUE Bloomfield, NJ 07003	2 00			
GERARD MAGRINI	TRUSTEE	0	0	0
250 BLOOMFIELD AVENUE Bloomfield, NJ 07003	2 00			
MARCY MATLOSZ	TRUSTEE	0	0	0
250 BLOOMFIELD AVENUE Bloomfield, NJ 07003	2 00			
GEMMA SULLIVAN PF	TRUSTEE	0	0	0
250 BLOOMFIELD AVENUE Bloomfield, NJ 07003	2 00			

TY 2015 Accounting Fees Schedule**Name:** JOB HAINES HOME FOR AGED PEOPLE**EIN:** 22-0972180

Category	Amount	Net Investment Income	Adjusted Net Income	Disbursements for Charitable Purposes
ACCOUNTING FEES	67,721	0	0	67,721
AUDIT FEES	22,000	0	0	22,000

TY 2015 Compensation Explanation**Name:** JOB HAINES HOME FOR AGED PEOPLE**EIN:** 22-0972180

Person Name	Explanation
NOREEN HAVERON	BOARD APPROVED COMPENSATION
JOHN REDMOND	NO COMPENSATION
LAWRENCE REILLY	NO COMPENSATION
BARBARA HURLEY	NO COMPENSATION
H BARTLETT BROWN	NO COMPENSATION
GERALD FASANELLA	NO COMPENSATION

TY 2015 Contractor Compensation Explanation

Name: JOB HAINES HOME FOR AGED PEOPLE

EIN: 22-0972180

Contractor	Explanation
HORIZON BLUE CROSS BLUE SHEILD	MEDICAL INSURANCE
SYNERTX	PHYSICAL THERAPY,OCCUPATIONAL THERAPY,SPEECH THERAPY
GENERATION PHARMACY GROUP LLC	PHARMACY PROVIDER

Note: To capture the full content of this document, please select landscape mode (11" x 8.5") when printing.

TY 2015 Depreciation Schedule

Name: JOB HAINES HOME FOR AGED PEOPLE
EIN: 22-0972180

Description of Property	Date Acquired	Cost or Other Basis	Prior Years' Depreciation	Computation Method	Rate / Life (# of years)	Current Year's Depreciation Expense	Net Investment Income	Adjusted Net Income	Cost of Goods Sold Not Included
58 1710 TRANSPORTATION	2006-01-01	54,084	35,986	SL	15	4,160	0	0	
89 VAN 2007 1710	2007-09-28	22,557	22,557	SL	7	0	0	0	
1610 BUILDINGS	1999-07-01	6,640,834	2,573,325	SL	40	166,021	0	0	
2 Additions 1610	1999-07-01	22,535	8,447	SL	40	563	0	0	
3 Additions1610	2001-07-01	23,603	7,965	SL	40	590	0	0	
4 additions 1610	2002-08-31	12,304	3,850	SL	40	308	0	0	
5 improvements 1610	2003-06-30	6,690	1,921	SL	40	167	0	0	
14 al blgs 1630	1999-12-31	1,697,848	636,691	SL	40	42,446	0	0	
15 AL BDG 1630	2000-12-31	1,264,613	474,229	SL	40	31,615	0	0	
16 BLGD 1630	2001-12-31	750,457	253,276	SL	40	18,761	0	0	
17 NU BLDG 1510	1999-07-01	3,659,803	1,418,473	SL	40	91,495	0	0	
18 ADDITIONS NU 1510	2001-06-30	5,800	1,885	SL	40	145	0	0	
19 ELECTRICAL NU 1510	2002-08-30	8,078	6,737	SL	15	539	0	0	
24 MAIN HOUSE 1410	1982-03-31	343,200	343,200	SL	25	0	0	0	
25 MAIN HS 1410	2001-06-30	360,345	121,621	SL	40	9,009	0	0	
26 MAIN HS 1410	2002-06-30	30,010	9,376	SL	40	750	0	0	
27 1410 MAIN HS	2003-06-30	30,740	8,842	SL	40	768	0	0	
29 1510 NU ELECTRICAL	2003-06-30	5,091	3,899	SL	15	339	0	0	
30 1610 AL DOOR SECURITY	2004-06-30	17,684	17,684	SL	10	0	0	0	
39 1410 MAIN HS SIDEWALKS	2005-06-30	25,510	9,945	SL	25	1,020	0	0	

Description of Property	Date Acquired	Cost or Other Basis	Prior Years' Depreciation	Computation Method	Rate / Life (# of years)	Current Year's Depreciation Expense	Net Investment Income	Adjusted Net Income	Cost of Goods Sold Not Included
40 PAINTING 1410	2005-06-30	9,795	9,795	SL	10	0	0	0	
41 PLUMBING 1410	2005-06-30	6,130	3,782	SL	15	409	0	0	
47 PAINTING 1510	2005-06-30	10,150	10,150	SL	7	0	0	0	
51 PAINTING 1610 AL	2005-12-31	15,891	15,891	SL	7	0	0	0	
56 FIRE DOORS 1620	2005-06-30	7,265	6,905	SL	10	360	0	0	
63 ROOF 1610	2006-06-30	8,000	2,720	SL	25	320	0	0	
64 DOOR SECURITY 1610	2006-06-30	1,025	874	SL	10	102	0	0	
65 AC UNITS 1610	2006-06-30	7,019	5,967	SL	10	702	0	0	
78 ELECTRICAL MH 1410	2006-06-30	5,646	1,692	SL	30	188	0	0	
79 FIRE RESTORATION 1410	2006-06-30	18,558	0	SL	25	0	0	0	
88 BUILDING IMP MH 1410	2007-06-30	5,650	4,238	SL	10	565	0	0	
92 ROOF 1610 AL	2007-12-31	16,625	8,316	SL	15	1,662	0	0	
114 1620 ELECTRIC SIGNS	2008-03-07	1,356	816	SL	10	136	0	0	
116 1610 ROOF AND DRAINS	2008-06-30	58,650	25,423	SL	15	3,910	0	0	
117 FRONT DOORS 1610	2008-04-30	8,455	5,498	SL	10	845	0	0	
118 ELECTRIC AL 1610	2008-11-30	1,300	650	SL	15	100	0	0	
119 CARPETING 1610	2008-12-31	1,000	929	SL	7	71	0	0	
120 ELECTRIC 1510 NU	2008-08-15	7,902	3,424	SL	15	281	0	0	
121 AC NU 1510	2008-04-20	5,050	3,283	SL	10	505	0	0	
122 ALMARK DOORS 1510 NU	2008-04-30	8,455	5,508	SL	10	845	0	0	

Description of Property	Date Acquired	Cost or Other Basis	Prior Years' Depreciation	Computation Method	Rate / Life (# of years)	Current Year's Depreciation Expense	Net Investment Income	Adjusted Net Income	Cost of Goods Sold Not Included
129 ROOF 1520	2008-10-31	6,800	4,420	SL	10	680	0	0	
130 FOUNTAIN 1630 NU	2008-12-31	4,112	3,819	SL	7	293	0	0	
131 SUB ACCUTE 1812	2008-12-31	141,473	48,721	SL	15	9,432	0	0	
132 ROOF 1610 AL	2008-01-01	41,000	17,773	SL	15	2,733	0	0	
133 HVAC 1620 AL	2008-06-30	1,575	1,026	SL	10	157	0	0	
135 ROOF 1620	2008-10-31	14,000	9,100	SL	10	1,400	0	0	
142 ROOF 1610	2009-06-30	8,655	6,800	SL	7	1,236	0	0	
192 BRICKS DRAINS 1410	2011-12-31	11,300	2,638	SL	15	753	0	0	
207 1620 WALL REPAIR	2012-06-30	1,500	535	SL	7	214	0	0	
212 ROOF 1410	2013-06-30	3,054	306	SL	15	204	0	0	
7 1620 FURNITURE	1999-12-31	96,000	96,000	SL	10	0	0	0	
8 1620 TELEPHONE	1999-12-31	36,524	36,524	SL	5	0	0	0	
20 KITCHEN 1520	1999-07-01	80,000	80,000	SL	15	0	0	0	
32 CARPETING 1620	2004-06-30	4,361	4,361	SL	10	0	0	0	
38 SMALL FURNISHINGS 1420	2004-06-30	3,328	3,328	SL	10	0	0	0	
42 SMALL FURNISHINGS 1420	2005-06-30	1,386	1,386	SL	5	0	0	0	
48 CARPETING 1510	2005-06-30	1,400	1,400	SL	7	0	0	0	
49 FURNITURE 1510	2005-06-30	2,535	2,535	SL	15	0	0	0	
50 ALARM 1510	2005-06-30	3,296	3,296	SL	7	0	0	0	
69 CARPETING 1520	2006-04-20	55,608	55,608	SL	7	0	0	0	

Description of Property	Date Acquired	Cost or Other Basis	Prior Years' Depreciation	Computation Method	Rate / Life (# of years)	Current Year's Depreciation Expense	Net Investment Income	Adjusted Net Income	Cost of Goods Sold Not Included
71 FURNITURE 1620	2006-03-31	7,393	6,282	SL	10	739	0	0	
86 CURTAINS 1520	2006-06-30	10,443	5,923	SL	15	696	0	0	
87 CHAIRS 1520	2006-06-30	7,393	6,284	SL	10	1,109	0	0	
94 SIGN 1610	2007-07-31	6,380	4,785	SL	10	637	0	0	
95 ELECTRIC DOORS 1610	2007-06-03	1,300	975	SL	10	325	0	0	
115 1420 DRAPERY	2008-04-30	10,538	6,851	SL	10	1,054	0	0	
134 FURNITURE LOBBY 1620	2008-06-30	15,586	10,133	SL	10	1,559	0	0	
136 CARPETING 1620	2008-06-30	13,819	8,982	SL	7	1,381	0	0	
146 DIRECT SUPPLY 1620	2009-06-30	8,632	6,784	SL	7	1,233	0	0	
147 1520 OFFICE FURNITURE	2009-06-30	3,814	2,096	SL	10	589	0	0	
151 1620 ESSEX CARPETING	2009-06-30	80,398	63,430	SL	7	11,660	0	0	
152 FURNITURE 1520	2009-06-30	19,319	15,179	SL	7	4,140	0	0	
156 SUB ACUTE 1816	2009-11-01	111,441	111,441	SL	5	0	0	0	
157 1816 EQUIPMENT	2009-11-01	39,162	28,922	SL	7	5,595	0	0	
158 CURTAINS 1816	2009-11-01	6,994	6,994	SL	3	0	0	0	
164 FURNITURE 1520	2009-06-30	8,842	8,842	SL	7	0	0	0	
166 1520 OFFICE FURNITURE	2009-11-01	5,330	3,936	SL	7	761	0	0	
169 1888 CARPETING	2010-06-30	4,891	4,401	SL	5	490	0	0	
173 FIRNITURE 1520	2010-06-30	36,917	23,732	SL	7	5,274	0	0	
176 MATRESSES 1520	2010-06-30	6,362	4,089	SL	7	909	0	0	

Description of Property	Date Acquired	Cost or Other Basis	Prior Years' Depreciation	Computation Method	Rate / Life (# of years)	Current Year's Depreciation Expense	Net Investment Income	Adjusted Net Income	Cost of Goods Sold Not Included
177 CURTAINS 1510	2010-06-30	1,751	1,751	SL	3	0	0	0	
217 SHUTTERS 1520	2013-06-30	11,900	1,785	SL	10	1,190	0	0	
218 RESTORATION 1520	2013-06-30	6,708	1,006	SL	5	1,342	0	0	
223 TABLES CHAIRS 1620	2013-06-30	19,428	5,829	SL	5	3,886	0	0	
34 COURT YARD IMP 1604	2004-06-30	106,616	74,634	SL	15	7,108	0	0	
37 IMPROVMENTS	2004-06-30	6,926	6,926	SL	10	0	0	0	
59 NURSING IMP 1510	2005-12-31	27,561	19,297	SL	15	1,837	0	0	
60 COURT YARD 1604	2005-06-30	4,104	2,331	SL	15	274	0	0	
67 PAINTING 1510	2006-06-30	8,900	8,900	SL	7	0	0	0	
68 CARPETING 1510	2006-06-30	1,341	1,341	SL	7	0	0	0	
93 PARKING LOT 1510	2007-06-30	3,500	3,500	SL	7	0	0	0	
96 WALL AND SHRUBBS 1610	2007-11-30	5,536	4,155	SL	10	554	0	0	
97 PAINTING 1610	2007-01-23	3,500	3,500	SL	7	0	0	0	
98 EARTHWORKS WALL 1510	2007-11-30	5,536	5,536	SL	7	0	0	0	
99 ELECTRIC 1510	2007-06-30	1,300	1,300	SL	15	0	0	0	
100 SIGN 1510	2007-06-30	7,580	7,580	SL	7	0	0	0	
105 KITCHEN TILE 1520	2007-03-31	6,905	5,181	SL	10	1,724	0	0	
106 BLDG DRS 1520	2007-11-30	12,049	12,049	SL	7	0	0	0	
108 PAINTING 1620	2007-06-30	2,220	2,220	SL	5	0	0	0	
109 PAINTING 1620	2007-06-30	7,000	7,000	SL	7	0	0	0	

Description of Property	Date Acquired	Cost or Other Basis	Prior Years' Depreciation	Computation Method	Rate / Life (# of years)	Current Year's Depreciation Expense	Net Investment Income	Adjusted Net Income	Cost of Goods Sold Not Included
113 WALL 1410	2007-06-30	2,900	1,448	SL	15	193	0	0	
FLOORING 1610	2009-06-30	22,921	18,009	SL	7	3,274	0	0	
148 OHARA ELECTRIC 1620	2009-06-30	1,360	499	SL	15	91	0	0	
154 SUB ACCUTE 1812	2009-11-01	570,981	196,797	SL	15	38,065	0	0	
155 SUB ACCUTE 1812	2009-11-01	2,533	2,533	SL	5	0	0	0	
178 DEVITA 1510	2010-06-30	78,634	23,769	SL	15	5,242	0	0	
179 DEVITA CONST 1510	2011-06-30	28,254	6,595	SL	15	3,196	0	0	
187 FRONT DESK 1885	2011-06-30	32,593	11,427	SL	10	3,259	0	0	
189 FRONT DESK 1885	2011-01-31	32,592	8,148	SL	10	3,259	0	0	
197 PAINTING 1620	2011-06-30	4,300	4,300	SL	3	0	0	0	
213 CARPET 1420	2013-06-30	3,564	535	SL	10	356	0	0	
221 1610 COOLING TOWER	2013-06-30	17,822	2,673	SL	10	997	0	0	
229 1886 DRAPERY AND FURN	2013-06-30	13,090	1,963	SL	10	1,309	0	0	
230 WINDOWS 1887	2013-06-30	19,780	2,826	SL	7	2,826	0	0	
61 WEBSITE DEVELOP 1850	2006-01-01	16,200	16,200	SL	7	0	0	0	
62 1850 WEBSITE DEVELOP	2006-12-31	13,690	13,690	SL	7	0	0	0	
2281883 COMPUTER PROGRAMS	2013-06-30	32,257	9,677	SL	5	6,451	0	0	
167 1810 LICENSES BEDS	2009-01-11	92,573	0	NDA	30	0	0	0	
28 KITCHEN 1620	1999-07-01	120,000	120,000	SL	15	0	0	0	
33 SECURITY SYS 1620	2004-06-30	20,834	20,834	SL	10	0	0	0	

Description of Property	Date Acquired	Cost or Other Basis	Prior Years' Depreciation	Computation Method	Rate / Life (# of years)	Current Year's Depreciation Expense	Net Investment Income	Adjusted Net Income	Cost of Goods Sold Not Included
36 DOORS AND SECURITY 1520	2005-01-01	27,674	26,289	SL	10	1,385	0	0	
53 HEALTH EQUIP 1620	2005-06-30	12,827	10,903	SL	10	1,924	0	0	
70 AC UNITS 1620	2006-06-30	8,326	7,080	SL	10	1,246	0	0	
72 AMAC PENDENT SYS 1620	2006-06-30	48,214	40,986	SL	10	5,104	0	0	
73 POWER TOOLS 1620	2006-06-30	3,548	3,017	SL	10	531	0	0	
74 STEAMER 1620	2006-06-30	3,806	3,238	SL	10	507	0	0	
139 carpet 1620	2007-06-30	14,358	10,768	SL	7	3,590	0	0	
140 1610 medical records	2009-06-30	8,470	3,106	SL	15	1,210	0	0	
143 frezzer equip 1610	2009-06-30	4,233	2,355	SL	7	428	0	0	
148 1510 JAY HILL	2009-06-30	4,437	4,437	SL	7	0	0	0	
145 1520 novetix computers	2009-11-30	8,449	8,449	SL	3	0	0	0	
149 1520 copier and security	2009-06-30	33,642	26,433	SL	7	5,317	0	0	
150 ac and equip 1620	2009-06-30	7,425	7,038	SL	5	0	0	0	
153 freezer 1510	2009-06-30	8,227	6,465	SL	7	1,175	0	0	
159 equip rehab 1817	2009-11-01	13,502	13,502	SL	3	0	0	0	
160 equip 1817	2009-11-01	49,129	49,129	SL	5	0	0	0	
161 equip 1817	2009-11-01	31,210	23,050	SL	7	4,459	0	0	
162 computers 1520	2009-06-30	11,930	11,930	SL	3	0	0	0	
163 equip chairs 1520	2009-06-30	8,840	8,840	SL	5	0	0	0	
165 files 1520	2009-06-30	2,240	1,232	SL	10	224	0	0	

Description of Property	Date Acquired	Cost or Other Basis	Prior Years' Depreciation	Computation Method	Rate / Life (# of years)	Current Year's Depreciation Expense	Net Investment Income	Adjusted Net Income	Cost of Goods Sold Not Included
168 boiler mh 1410	2010-06-30	55,402	16,623	SL	15	3,693	0	0	
1770 carpeting 1620	2010-06-30	54,442	34,998	SL	7	7,777	0	0	
171 jay hill 1620	2010-06-30	2,222	1,998	SL	5	224	0	0	
172 174 computers cameras 1520	2010-06-30	15,549	15,549	SL	3	0	0	0	
175 cameras 1520	2010-06-30	7,322	6,170	SL	5	1,151	0	0	
180 1520 beds carpeting	2011-06-30	60,829	30,414	SL	7	8,689	0	0	
181 carpet 1620	2011-06-30	2,227	1,113	SL	7	318	0	0	
182 roof and appliances 1620	2011-06-30	7,999	5,600	SL	5	1,600	0	0	
183 1620 ac units	2011-06-30	7,445	3,724	SL	7	1,064	0	0	
184 plates 1620	2011-06-30	3,235	3,235	SL	3	0	0	0	
185 1620 security	2011-06-30	1,399	1,399	SL	3	0	0	0	
186 1620 beauty shop	2011-06-30	1,752	1,752	SL	3	0	0	0	
75 138 computers 1620 1520	2008-12-31	23,209	23,209	SL	3	0	0	0	
128 med equip 1520	2008-12-31	23,105	23,105	SL	3	0	0	0	
76 carpeting 1620	2006-06-30	20,351	17,298	SL	10	2,035	0	0	
77 sheveling 1420	2006-06-30	1,399	1,189	SL	10	210	0	0	
82 euipment 1520	2006-06-30	1,234	1,046	SL	10	185	0	0	
84 hot water mix 1520	2006-06-30	3,400	1,700	SL	10	1,700	0	0	
85 steamer 1520	2006-06-30	3,806	3,238	SL	10	38	0	0	
90 steamer 1610	2007-01-31	1,013	758	SL	10	101	0	0	

Description of Property	Date Acquired	Cost or Other Basis	Prior Years' Depreciation	Computation Method	Rate / Life (# of years)	Current Year's Depreciation Expense	Net Investment Income	Adjusted Net Income	Cost of Goods Sold Not Included
91 air conditioning 1610	2007-02-28	11,395	11,395	SL	7	0	0	0	
101 carpet cleaner 1510	2007-06-30	1,013	1,013	SL	7	0	0	0	
110 dishwasher 1620	2007-06-30	3,442	3,442	SL	10	0	0	0	
111 1620 fire cabinet	2007-06-30	1,150	1,150	SL	7	0	0	0	
112 1620 carpet ac sgn	2007-06-30	16,168	16,168	SL	7	0	0	0	
123 mccarthy beds 1520	2008-05-31	30,046	19,532	SL	10	3,005	0	0	
125 1520 medical supplies	2008-04-30	16,868	10,965	SL	10	2,857	0	0	
126 medical equip 1520	2008-08-31	2,084	1,352	SL	10	441	0	0	
127 kitchen equip 1520	2008-10-31	4,310	4,002	SL	7	308	0	0	
137bnkitchen equip 1620	2008-10-31	3,467	3,218	SL	7	183	0	0	
188 computer systems 1882	2011-06-30	88,429	61,901	SL	5	17,686	0	0	
190 cameras 1520	2011-12-31	20,456	8,768	SL	7	2,922	0	0	
191 1520 locks	2011-12-31	5,902	2,529	SL	7	843	0	0	
193 3m nonitorng 1620	2011-12-31	19,672	8,432	SL	7	2,810	0	0	
194 day electrc 1620	2011-12-31	7,200	3,087	SL	7	1,029	0	0	
195 essex locks 1620	2011-12-31	3,101	1,329	SL	7	443	0	0	
196 1620 roof top ac	2011-06-30	14,020	7,088	SL	7	2,003	0	0	
198 1610 various small equip	2011-10-27	1,519	759	SL	7	217	0	0	
199 steamer convection 1520	2012-01-10	12,918	4,613	SL	7	1,845	0	0	
200 shredder 1520	2012-01-31	752	375	SL	5	150	0	0	

Description of Property	Date Acquired	Cost or Other Basis	Prior Years' Depreciation	Computation Method	Rate / Life (# of years)	Current Year's Depreciation Expense	Net Investment Income	Adjusted Net Income	Cost of Goods Sold Not Included
201 kern sys 1520	2012-01-31	3,590	1,795	SL	5	718	0	0	
202 1620 heating sys	2012-03-31	24,958	12,479	SL	5	4,992	0	0	
203 1620 carpet	2012-06-30	9,937	4,969	SL	5	1,987	0	0	
204 telephone 1520	2012-06-30	14,484	7,242	SL	5	2,897	0	0	
205 1062 security	2012-06-30	12,065	4,138	SL	5	2,410	0	0	
206 carrier roof top 1520	2012-06-30	25,988	9,284	SL	7	3,713	0	0	
208 ice machine 1520	2012-06-30	1,586	793	SL	5	317	0	0	
209 carrier tele	2012-06-30	9,809	4,905	SL	5	1,962	0	0	
210 1520 out door cart	2012-06-30	1,025	855	SL	3	170	0	0	
211 lap top 1520	2012-06-30	1,262	1,052	SL	3	210	0	0	
214 ac units 1510	2013-06-30	6,478	1,388	SL	7	925	0	0	
215 doors 1520	2013-06-30	6,607	991	SL	10	661	0	0	
216 washers 1520	2013-06-30	1,226	184	SL	10	123	0	0	
219 ac compressors 1520	2013-06-30	3,784	811	SL	7	541	0	0	
220 1620 small equipment hvac	2013-06-30	16,994	7,238	SL	5	3,398	0	0	
222 door security 1620	2013-06-30	16,012	3,430	SL	7	2,287	0	0	
224 1620 small hvac equip	2013-06-30	13,172	3,073	SL	7	1,882	0	0	
225 tables 1620	2013-06-30	2,433	1,217	SL	3	811	0	0	
226 computer server 1882	2013-06-20	25,191	7,557	SL	5	5,038	0	0	
227 coolong tower 1884	2013-06-30	20,891	4,476	SL	7	2,984	0	0	

Description of Property	Date Acquired	Cost or Other Basis	Prior Years' Depreciation	Computation Method	Rate / Life (# of years)	Current Year's Depreciation Expense	Net Investment Income	Adjusted Net Income	Cost of Goods Sold Not Included
250 oboyle landscaping 1410	2014-06-30	3,113	222	SL	7	445	0	0	
251 thowe roofing 1410	2014-06-30	22,538	563	SL	20	1,127	0	0	
252 carpet 1420	2014-06-30	1,465	73	SL	10	146	0	0	
253 day of olde 1420	2014-06-30	1,150	58	SL	10	115	0	0	
254 adriatic roof 1510	2014-06-30	9,979	249	SL	20	499	0	0	
255 1510 howeroofing sidewalk	2014-06-30	8,500	213	SL	20	425	0	0	
256 oboyle landscaping 1510	2014-06-30	9,576	684	SL	7	1,368	0	0	
257 main acess 1510	2014-06-30	1,196	120	SL	5	239	0	0	
258 hvac equipment 1520	2014-06-30	9,872	494	SL	10	987	0	0	
259 hotwater heaters 1520	2014-06-30	4,150	208	SL	10	415	0	0	
260 carpet 1520	2014-06-30	1,150	82	SL	7	164	0	0	
261 electrical 1520	2014-06-30	985	49	SL	10	98	0	0	
262 wheelchairs 1520	2014-06-30	2,002	100	SL	10	200	0	0	
263 cleaning 1520	2014-06-30	999	100	SL	5	200	0	0	
264 equipment 1520	2014-06-30	5,180	518	SL	5	1,036	0	0	
265 equipment tools 1520	2014-06-30	1,687	169	SL	5	337	0	0	
266 restoration roof 1610	2014-06-30	9,979	249	SL	20	499	0	0	
267 oboyle landscap 1610	2014-06-30	3,113	311	SL	5	623	0	0	
268 howe roof sidewalks 1610	2014-06-30	8,500	213	SL	20	425	0	0	
269 1510 security	2014-06-30	1,195	95	SL	5	170	0	0	

Description of Property	Date Acquired	Cost or Other Basis	Prior Years' Depreciation	Computation Method	Rate / Life (# of years)	Current Year's Depreciation Expense	Net Investment Income	Adjusted Net Income	Cost of Goods Sold Not Included
270 windows 1610	2014-06-30	9,000	300	SL	15	600	0	0	
271 floorng 1620	2014-06-30	6,765	483	SL	7	966	0	0	
272 chairs 1620	2014-06-30	3,000	214	SL	7	429	0	0	
273 painting 1620	2014-06-30	7,025	502	SL	7	1,004	0	0	
274 compressor 1620	2014-06-30	2,640	189	SL	7	377	0	0	
275 racks 1620	2014-06-30	1,777	127	SL	7	254	0	0	
276 cleaners 1620	2014-06-30	999	71	SL	7	143	0	0	
277 security systems 1620	2014-06-30	84,777	4,239	SL	10	8,478	0	0	
278 med cards 1620	2014-06-30	612	31	SL	10	61	0	0	
278 tools plumbing 1620	2014-06-30	2,954	148	SL	10	295	0	0	
280 equipment direct supply 1620	2014-06-30	1,245	89	SL	7	178	0	0	
281 dsw equipment 1620	2014-06-30	1,363	97	SL	7	195	0	0	
282 hd supply equipment 1620	2014-06-30	3,027	216	SL	7	432	0	0	
283 united ref ohara electncal 1620	2014-06-30	2,095	105	SL	10	209	0	0	
284 1620 ohara electrical	2014-12-31	2,499	0	SL	10	250	0	0	
285 abbott oreily 2nd flr 1887	2014-06-30	18,262	610	SL	15	1,217	0	0	
286 john gherardi2nd flr 1887	2014-06-30	95,729	3,191	SL	15	6,382	0	0	
287 rehab 1891	2014-12-31	17,625	0	NDA	15	0	0	0	
288 van dyke expansion 1881	2014-12-31	1,756	0	NDA	15	0	0	0	
290 sueellen spullane 3rd fr 1888	2014-09-30	65,217	1,630	SL	20	3,261	0	0	

Description of Property	Date Acquired	Cost or Other Basis	Prior Years' Depreciation	Computation Method	Rate / Life (# of years)	Current Year's Depreciation Expense	Net Investment Income	Adjusted Net Income	Cost of Goods Sold Not Included
1850 website	2012-04-30	7,500	3,000	SL	5	1,500	0	0	
painting wall paper 1812	2014-11-01	15,500	517	SL	15	1,033	0	0	
front desk 1885	2012-06-30	22,378	5,594	SL	10	2,238	0	0	
cooling tower 1884	2012-06-30	6,964	1,492	SL	7	995	0	0	
33 to 70 small eqwuip 1520	2012-06-30	31,220	11,150	SL	7	4,460	0	0	
248 1420 JOHN GHERARDI 2ND FLR	2015-06-30	4,450	0	SL	10	223	0	0	
291 1420 NATIONAL BUSN FURNITURE	2015-06-30	460	0	SL	10	23	0	0	
292 RESTORATION BATHROOM 1510	2015-06-30	13,091	0	SL	15	436	0	0	
292 1510 HOWROOFING SIDEWALK	2015-06-30	12,886	0	SL	15	430	0	0	
293 RESTORATION ROOF 1510	2015-06-30	22,845	0	SL	20	571	0	0	
294 OBOYLE WALL 1510	2015-06-30	975	0	SL	5	98	0	0	
295 1510 flooring	2009-06-30	19,132	15,032	SL	7	3,198	0	0	
295 1520 BOILER PUMP	2015-06-30	2,060	0	SL	7	147	0	0	
295 1520 FURNITURE	2015-06-30	1,179	0	SL	7	84	0	0	
296 1520 CARPET	2015-06-30	2,283	0	SL	7	163	0	0	
296 1520 EQUIP MCKESSENHVACZEBLK	2015-06-30	17,870	0	SL	5	2,230	0	0	
297 1520 BOOT CAMP	2015-06-30	510	0	SL	3	85	0	0	
298 1610 ALARMSIDEWALK BLDG ROOF 2ND FLR	2015-06-30	59,336	0	SL	20	1,483	0	0	
299 1610 ALARM WL WATER PROOF STN WL	2015-06-30	12,478	0	SL	5	1,248	0	0	
301 1620 BATHROON 2NF DISH	2015-06-30	103,702	0	SL	10	5,185	0	0	

Description of Property	Date Acquired	Cost or Other Basis	Prior Years' Depreciation	Computation Method	Rate / Life (# of years)	Current Year's Depreciation Expense	Net Investment Income	Adjusted Net Income	Cost of Goods Sold Not Included
302 1620 CARPETING ALARM PUMP DRS	2015-06-30	50,402	0	SL	7	3,600	0	0	
306 1890 REHAB PROJECT	2015-06-30	130,836	0	NDA	7	0	0	0	
305 1820 1ST FLR DINNING RM	2015-06-30	16,885	0	NDA	7	0	0	0	
307 1891 zimmet health care	2015-05-21	2,956	0	NDA	10	0	0	0	
1882 cdw amex server	2015-06-30	7,296	0	SL	5	0	0	0	
1882 integrated systems	2015-01-01	2,630	0	SL	5	525	0	0	
1882 integrated systems	2015-01-01	23,562	0	SL	7	3,366	0	0	
1610 parking lot	2007-06-30	3,500	3,500	SL	7	0	0	0	
1520 KITCHEN EQUIPMENT	2015-06-30	18,442	5,533	SL	5	3,688	0	0	
1520 DAYS OF OLDE	2013-06-30	6,708	1,006	SL	5	1,342	0	0	
1520 MEDICAL EQUIP	2013-03-31	4,661	699	SL	10	466	0	0	
1520 WINDOW TREATMENT	2013-06-30	11,900	1,785	SL	10	1,190	0	0	
1520 kitchen equip	2015-06-30	15,728	4,719	SL	5	3,149	0	0	
1520 text spreads	2012-06-30	7,219	3,610	SL	5	3,609	0	0	
1620 copier and small equip	2005-06-30	38,178	35,720	SL	10	2,458	0	0	
1410 equip	2008-06-30	1,356	813	SL	10	136	0	0	
1510 equip	2010-06-30	5,292	2,116	SL	10	529	0	0	
1620 3m security	2012-06-30	39,635	14,155	SL	7	25,480	0	0	
1890 lighting and construction	2015-05-06	17,420	0	SL	15	581	0	0	

TY 2015 Employee Compensation Explanation**Name:** JOB HAINES HOME FOR AGED PEOPLE**EIN:** 22-0972180

Employee	Explanation
EVELYNE LEMY	BOARD APPROVED
DAVID REPOLI	BOARD APPROVED
DEVON GROCE	BOARD APPROVED
JEAN ALLEN	BORAD APPROVED
ELIZABETH M POWER	BOARD APPROVED

TY 2015 Investments Corporate Stock Schedule

Name: JOB HAINES HOME FOR AGED PEOPLE

EIN: 22-0972180

Name of Stock	End of Year Book Value	End of Year Fair Market Value
CORPORATE EQUITIES BONDS	36,368,155	36,368,155

TY 2015 Legal Fees Schedule

Name: JOB HAINES HOME FOR AGED PEOPLE

EIN: 22-0972180

Category	Amount	Net Investment Income	Adjusted Net Income	Disbursements for Charitable Purposes
LEGAL FEES	30,646	0	0	30,646

TY 2015 Mortgages and Notes Payable Schedule**Name:** JOB HAINES HOME FOR AGED PEOPLE**EIN:** 22-0972180**Total Mortgage Amount:**

Item No.	1
Lender's Name	NJ EDA
Lender's Title	STATE OF N
Relationship to Insider	NONE
Original Amount of Loan	5,070,000
Balance Due	4,790,000
Date of Note	1998-05
Maturity Date	2028-02
Repayment Terms	ANNUAL PRINCIPA
Interest Rate	.002
Security Provided by Borrower	CORPORATE ASSET
Purpose of Loan	FACILITY EXPANSION
Description of Lender Consideration	
Consideration FMV	4790000

TY 2015 Other Decreases Schedule

Name: JOB HAINES HOME FOR AGED PEOPLE

EIN: 22-0972180

Description	Amount
UNREALIZED LOSS ON INVESTMENTS	2,608,114

TY 2015 Other Expenses Schedule

Name: JOB HAINES HOME FOR AGED PEOPLE

EIN: 22-0972180

Description	Revenue and Expenses per Books	Net Investment Income	Adjusted Net Income	Disbursements for Charitable Purposes
ACTIVITY EXPENSE	22,890	0	0	22,890
AUTO AND TRAVEL	8,100	0	0	8,100
BAD DEBTS	22,500	0	0	22,500
BOOKS AND JOURNALS	997	0	0	997
CABLE SERVICES	15,990	0	0	15,990
COMPUTER EXPENSES	44,011	0	0	44,011
HEALTHCARE RESIDENT COSTS	387,912	0	0	387,912
HOUSE KEEPING	41,560	0	0	41,560
INSURANCE LIABILITY	188,602	0	0	188,602
LAUNDRY SERVICES	80,706	0	0	80,706
LICENSES AND DUES	27,974	0	0	27,974
MARKETING EXPENSES	62,757	0	0	62,757
OFFICE EXPENSES	20,687	0	0	20,687
OTHER ADMIN EXPENSES	32,830	0	0	32,830
OTHER EXECUTIVE EXPENSES	36,059	0	0	36,059
PROVISIONS AND SERVICES	376,061	0	0	376,061
REPAIRS AND MAINTENANCE	272,843	0	0	272,843
SECURITY AND VALET	170,713	0	0	170,713
SEMINARS AND EDUCATION	80,500	0	0	80,500
SMALL EQUIPMENT	5,454	0	0	5,454
TELEPHONE	47,292	0	0	47,292
THERAPIES	326,273	0	0	326,273
UTILITIERS	304,166	0	0	304,166
SMALL FURNISHINGS	290	0	0	290

TY 2015 Other Income Schedule**Name:** JOB HAINES HOME FOR AGED PEOPLE**EIN:** 22-0972180

Description	Revenue And Expenses Per Books	Net Investment Income	Adjusted Net Income
ADMISSION FEES	46,169	0	0
PER DIEM INCOME	5,164,436	0	0
MEDICARE A	1,448,893	0	0
GIFTS LEGACIES	1,396	0	0
MEDICARE B	40,647	0	0
CO INSURANCE	219,818	0	0
MEDICAID	791,337	0	0
MEDICAID OFFSETS	313,845	0	0
MISCELLEANOUS	15,284	0	0

TY 2015 Other Professional Fees Schedule**Name:** JOB HAINES HOME FOR AGED PEOPLE**EIN:** 22-0972180

Category	Amount	Net Investment Income	Adjusted Net Income	Disbursements for Charitable Purposes
BANK FEES	87,417	0	0	87,417
BANK CHARGES	6,064	0	0	6,064
CUSTODY FEES	105,285	105,285	0	0
RVK MGMT FEES	46,818	46,818	0	0
PENSION ADMIN	5,982	0	0	5,982
HEALTHCARE RESOURCES	12,178	0	0	12,178
COMPUTER PROFESSIONALS	71,304	0	0	71,304

TY 2015 Taxes Schedule

Name: JOB HAINES HOME FOR AGED PEOPLE

EIN: 22-0972180

Category	Amount	Net Investment Income	Adjusted Net Income	Disbursements for Charitable Purposes
FICA	419,770	0	0	419,770
SUTA	62,850	0	0	62,850
PROVIDER ASSESSMENT	129,225	0	0	129,225