



See a Social Security Number? Say Something!
Report Privacy Problems to <https://public.resource.org/privacy>
Or call the IRS Identity Theft Hotline at 1-800-908-4490



Form

990-PF

Department of the Treasury
Internal Revenue Service

Return of Private Foundation

or Section 4947(a)(1) Trust Treated as Private Foundation

▶ Do not enter social security numbers on this form as it may be made public.

▶ Information about Form 990-PF and its instructions is at www.irs.gov/form990pf.





OMB No 1545-0052

2015

Open to Public Inspection

For calendar year 2015, or tax year beginning 01-01-2015, and ending 12-31-2015

Name of foundation THE BUCHMAN FOUNDATION INC		A Employer identification number 20-3038264	
Number and street (or P O box number if mail is not delivered to street address) 9 MILLERS LANE		B Telephone number (see instructions) (845) 853-5134	
City or town, state or province, country, and ZIP or foreign postal code KINGSTON, NY 12401		C If exemption application is pending, check here <input type="checkbox"/>	
G Check all that apply <input type="checkbox"/> Initial return <input type="checkbox"/> Final return <input type="checkbox"/> Address change		D 1. Foreign organizations, check here <input type="checkbox"/> 2. Foreign organizations meeting the 85% test, check here and attach computation <input type="checkbox"/>	
H Check type of organization <input checked="" type="checkbox"/> Section 501(c)(3) exempt private foundation <input type="checkbox"/> Section 4947(a)(1) nonexempt charitable trust <input type="checkbox"/> Other taxable private foundation		E If private foundation status was terminated under section 507(b)(1)(A), check here <input type="checkbox"/>	
I Fair market value of all assets at end of year (from Part II, col. (c), line 16) ▶ \$ 945,823		F If the foundation is in a 60-month termination under section 507(b)(1)(B), check here <input type="checkbox"/>	
J Accounting method <input checked="" type="checkbox"/> Cash <input type="checkbox"/> Accrual <input type="checkbox"/> Other (specify) _____ (Part I, column (d) must be on cash basis.)			

Part I Analysis of Revenue and Expenses <i>(The total of amounts in columns (b), (c), and (d) may not necessarily equal the amounts in column (a) (see instructions))</i>		Revenue and expenses per books (a)	Net investment income (b)	Adjusted net income (c)	Disbursements for charitable purposes (d) (cash basis only)
Revenue	1 Contributions, gifts, grants, etc , received (attach schedule)				
	2 Check ▶ <input checked="" type="checkbox"/> if the foundation is not required to attach Sch B				
	3 Interest on savings and temporary cash investments	4	4		
	4 Dividends and interest from securities	19,568	19,568		
	5a Gross rents				
	b Net rental income or (loss) _____				
	6a Net gain or (loss) from sale of assets not on line 10 	55,002			
	b Gross sales price for all assets on line 6a 309,233				
	7 Capital gain net income (from Part IV, line 2)		4,183		
	8 Net short-term capital gain				
	9 Income modifications				
	10a Gross sales less returns and allowances				
Operating and Administrative Expenses	b Less Cost of goods sold				
	c Gross profit or (loss) (attach schedule)				
	11 Other income (attach schedule)				
	12 Total. Add lines 1 through 11	74,574	23,755		
	13 Compensation of officers, directors, trustees, etc	24,000			
	14 Other employee salaries and wages				
	15 Pension plans, employee benefits				
	16a Legal fees (attach schedule).				
	b Accounting fees (attach schedule). 	3,850			
	c Other professional fees (attach schedule)				
	17 Interest				
	18 Taxes (attach schedule) (see instructions) 	1,077	470		
	19 Depreciation (attach schedule) and depletion				
	20 Occupancy				
	21 Travel, conferences, and meetings.				
	22 Printing and publications				
	23 Other expenses (attach schedule). 	5,833	5,148		
	24 Total operating and administrative expenses.				
	Add lines 13 through 23	34,760	5,618		0
	25 Contributions, gifts, grants paid	59,360			59,360
	26 Total expenses and disbursements. Add lines 24 and 25	94,120	5,618		59,360
	27 Subtract line 26 from line 12				
	a Excess of revenue over expenses and disbursements	-19,546			
	b Net investment income (if negative, enter -0-)		18,137		
	c Adjusted net income (if negative, enter -0-)				

Part II Balance Sheets		Attached schedules and amounts in the description column should be for end-of-year amounts only (See instructions)	Beginning of year	End of year	
			(a) Book Value	(b) Book Value	(c) Fair Market Value
Assets	1	Cash—non-interest-bearing	13,922	27,761	27,761
	2	Savings and temporary cash investments			
	3	Accounts receivable ▶ _____ Less allowance for doubtful accounts ▶ _____			
	4	Pledges receivable ▶ _____ Less allowance for doubtful accounts ▶ _____			
	5	Grants receivable			
	6	Receivables due from officers, directors, trustees, and other disqualified persons (attach schedule) (see instructions).			
	7	Other notes and loans receivable (attach schedule) ▶ _____ Less allowance for doubtful accounts ▶ _____			
	8	Inventories for sale or use			
	9	Prepaid expenses and deferred charges			
	10a	Investments—U S and state government obligations (attach schedule)			
	b	Investments—corporate stock (attach schedule)	968,380	934,995	918,062
	c	Investments—corporate bonds (attach schedule)			
	11	Investments—land, buildings, and equipment basis ▶ _____ Less accumulated depreciation (attach schedule) ▶ _____			
	12	Investments—mortgage loans.			
	13	Investments—other (attach schedule)			
	14	Land, buildings, and equipment basis ▶ _____ Less accumulated depreciation (attach schedule) ▶ _____			
15	Other assets (describe ▶ _____)				
16	Total assets(to be completed by all filers—see the instructions Also, see page 1, item I)	982,302	962,756	945,823	
Liabilities	17	Accounts payable and accrued expenses			
	18	Grants payable			
	19	Deferred revenue			
	20	Loans from officers, directors, trustees, and other disqualified persons			
	21	Mortgages and other notes payable (attach schedule).			
	22	Other liabilities (describe ▶ _____)			
	23	Total liabilities(add lines 17 through 22)		0	
Net Assets or Fund Balances	Foundations that follow SFAS 117, check here ▶ <input checked="" type="checkbox"/> and complete lines 24 through 26 and lines 30 and 31.				
	24	Unrestricted	982,302	962,756	
	25	Temporarily restricted			
	26	Permanently restricted			
	Foundations that do not follow SFAS 117, check here ▶ <input type="checkbox"/> and complete lines 27 through 31.				
	27	Capital stock, trust principal, or current funds			
	28	Paid-in or capital surplus, or land, bldg , and equipment fund			
	29	Retained earnings, accumulated income, endowment, or other funds			
	30	Total net assets or fund balances(see instructions)	982,302	962,756	
	31	Total liabilities and net assets/fund balances(see instructions)	982,302	962,756	

Part III Analysis of Changes in Net Assets or Fund Balances			
1	Total net assets or fund balances at beginning of year—Part II, column (a), line 30 (must agree with end-of-year figure reported on prior year’s return)	1	982,302
2	Enter amount from Part I, line 27a	2	-19,546
3	Other increases not included in line 2 (itemize) ▶ _____	3	
4	Add lines 1, 2, and 3	4	962,756
5	Decreases not included in line 2 (itemize) ▶ _____	5	
6	Total net assets or fund balances at end of year (line 4 minus line 5)—Part II, column (b), line 30	6	962,756

Part IV

Capital Gains and Losses for Tax on Investment Income

List and describe the kind(s) of property sold (e g , real estate, (a) 2-story brick warehouse, or common stock, 200 shs MLC Co)		How acquired P—Purchase (b) D—Donation	Date acquired (c) (mo , day, yr)	Date sold (d) (mo , day, yr)
1a				
b				
c				
d				
e				

(e) Gross sales price	Depreciation allowed (f) (or allowable)	Cost or other basis (g) plus expense of sale	Gain or (loss) (h) (e) plus (f) minus (g)
a			
b			
c			
d			
e			

Complete only for assets showing gain in column (h) and owned by the foundation on 12/31/69			Gains (Col (h) gain minus col (k), but not less than -0-) or (l) Losses (from col (h))
(i) F M V as of 12/31/69	Adjusted basis (j) as of 12/31/69	Excess of col (i) (k) over col (j), if any	
a			
b			
c			
d			
e			

2	Capital gain net income or (net capital loss)	{ If gain, also enter in Part I, line 7 If (loss), enter -0- in Part I, line 7 }	2	4,183
3	Net short-term capital gain or (loss) as defined in sections 1222(5) and (6) If gain, also enter in Part I, line 8, column (c) (see instructions) If (loss), enter -0- in Part I, line 8 }		3	

Part V

Qualification Under Section 4940(e) for Reduced Tax on Net Investment Income

(For optional use by domestic private foundations subject to the section 4940(a) tax on net investment income)
If section 4940(d)(2) applies, leave this part blank

Was the foundation liable for the section 4942 tax on the distributable amount of any year in the base period? ☐ Yes ☒ No
If "Yes," the foundation does not qualify under section 4940(e) Do not complete this part

1 Enter the appropriate amount in each column for each year, see instructions before making any entries

(a) Base period years Calendar year (or tax year beginning in)	(b) Adjusted qualifying distributions	(c) Net value of noncharitable-use assets	(d) Distribution ratio (col (b) divided by col (c))
2014	59,400	963,757	0 061634
2013	74,598	968,936	0 076990
2012	73,557	910,063	0 080826
2011	69,637	978,508	0 071167
2010	33,738	953,583	0 035380

2	Total of line 1, column (d).	2	0 325997
3	Average distribution ratio for the 5-year base period—divide the total on line 2 by 5, or by the number of years the foundation has been in existence if less than 5 years	3	0 065199
4	Enter the net value of noncharitable-use assets for 2015 from Part X, line 5.	4	990,828
5	Multiply line 4 by line 3.	5	64,601
6	Enter 1% of net investment income (1% of Part I, line 27b).	6	181
7	Add lines 5 and 6.	7	64,782
8	Enter qualifying distributions from Part XII, line 4.	8	59,360

If line 8 is equal to or greater than line 7, check the box in Part VI, line 1b, and complete that part using a 1% tax rate See
the Part VI instructions

Part VI

Excise Tax Based on Investment Income (Section 4940(a), 4940(b), 4940(e), or 4948—see page 18 of the instructions)

1a		Exempt operating foundations described in section 4940(d)(2), check here <input type="checkbox"/>			
		and enter "N/A" on line 1			
		Date of ruling or determination letter _____			
		(attach copy of letter if necessary—see instructions)			
b		Domestic foundations that meet the section 4940(e) requirements in Part V, check here <input type="checkbox"/> and enter 1% of Part I, line 27b		1	363
c		All other domestic foundations enter 2% of line 27b. Exempt foreign organizations enter 4% of Part I, line 12, col. (b)			
2		Tax under section 511 (domestic section 4947(a)(1) trusts and taxable foundations only. Others enter -0-)		2	
3		Add lines 1 and 2.		3	363
4		Subtitle A (income) tax (domestic section 4947(a)(1) trusts and taxable foundations only. Others enter -0-)		4	
5		Tax based on investment income. Subtract line 4 from line 3. If zero or less, enter -0-		5	363
6		Credits/Payments			
a	2015 estimated tax payments and 2014 overpayment credited to 2015		6a	2,200	
b	Exempt foreign organizations—tax withheld at source		6b		
c	Tax paid with application for extension of time to file (Form 8868).		6c		
d	Backup withholding erroneously withheld		6d		
7		Total credits and payments. Add lines 6a through 6d.		7	2,200
8		Enter any penalty for underpayment of estimated tax. Check here <input type="checkbox"/> if Form 2220 is attached.		8	
9		Tax due. If the total of lines 5 and 8 is more than line 7, enter amount owed		9	
10		Overpayment. If line 7 is more than the total of lines 5 and 8, enter the amount overpaid.		10	1,837
11		Enter the amount of line 10 to be Credited to 2015 estimated tax <input type="checkbox"/> 1,837 Refunded <input type="checkbox"/>		11	

Part VII-A

Statements Regarding Activities

1a	During the tax year, did the foundation attempt to influence any national, state, or local legislation or did it participate or intervene in any political campaign?		Yes	No
		1a		No
b	Did it spend more than \$100 during the year (either directly or indirectly) for political purposes (see Instructions for definition)?			No
	If the answer is "Yes" to 1a or 1b, attach a detailed description of the activities and copies of any materials published or distributed by the foundation in connection with the activities.			
c	Did the foundation file Form 1120-POL for this year?	1c		No
d	Enter the amount (if any) of tax on political expenditures (section 4955) imposed during the year: (1) On the foundation <input type="checkbox"/> \$ _____ (2) On foundation managers <input type="checkbox"/> \$ _____			
e	Enter the reimbursement (if any) paid by the foundation during the year for political expenditure tax imposed on foundation managers <input type="checkbox"/> \$ _____			
2	Has the foundation engaged in any activities that have not previously been reported to the IRS? If "Yes," attach a detailed description of the activities.	2		No
3	Has the foundation made any changes, not previously reported to the IRS, in its governing instrument, articles of incorporation, or bylaws, or other similar instruments? If "Yes," attach a conformed copy of the changes	3		No
4a	Did the foundation have unrelated business gross income of \$1,000 or more during the year?	4a		No
b	If "Yes," has it filed a tax return on Form 990-T for this year?	4b		
5	Was there a liquidation, termination, dissolution, or substantial contraction during the year? If "Yes," attach the statement required by General Instruction T.	5		No
6	Are the requirements of section 508(e) (relating to sections 4941 through 4945) satisfied either: • By language in the governing instrument, or • By state legislation that effectively amends the governing instrument so that no mandatory directions that conflict with the state law remain in the governing instrument?	6	Yes	
7	Did the foundation have at least \$5,000 in assets at any time during the year? If "Yes," complete Part II, col. (c), and Part XV.	7	Yes	
8a	Enter the states to which the foundation reports or with which it is registered (see instructions) <input type="checkbox"/> NY _____			
b	If the answer is "Yes" to line 7, has the foundation furnished a copy of Form 990-PF to the Attorney General (or designate) of each state as required by General Instruction G? If "No," attach explanation .	8b	Yes	
9	Is the foundation claiming status as a private operating foundation within the meaning of section 4942(j)(3) or 4942(j)(5) for calendar year 2015 or the taxable year beginning in 2015 (see instructions for Part XIV)? If "Yes," complete Part XIV	9		No
10	Did any persons become substantial contributors during the tax year? If "Yes," attach a schedule listing their names and addresses.	10		No

Part VII-A

Statements Regarding Activities *(continued)*

11	At any time during the year, did the foundation, directly or indirectly, own a controlled entity within the meaning of section 512(b)(13)? If "Yes," attach schedule (see instructions).	11		No
12	Did the foundation make a distribution to a donor advised fund over which the foundation or a disqualified person had advisory privileges? If "Yes," attach statement (see instructions)	12		No
13	Did the foundation comply with the public inspection requirements for its annual returns and exemption application? Website address N/A	13	Yes	
14	The books are in care of ZOE B ZAK Telephone no (845) 853-5134 Located at 9 MILLERS LANE KINGSTON NY ZIP+4 12401			
15	Section 4947(a)(1) nonexempt charitable trusts filing Form 990-PF in lieu of Form 1041—Check here and enter the amount of tax-exempt interest received or accrued during the year.	15		
16	At any time during calendar year 2015, did the foundation have an interest in or a signature or other authority over a bank, securities, or other financial account in a foreign country? See instructions for exceptions and filing requirements for FinCEN Form 114, Report of Foreign Bank and Financial Accounts (FBAR) If "Yes", enter the name of the foreign country	16	Yes	No

Part VII-B

Statements Regarding Activities for Which Form 4720 May Be Required

File Form 4720 if any item is checked in the "Yes" column, unless an exception applies.			Yes	No
1a	During the year did the foundation (either directly or indirectly)			
	(1) Engage in the sale or exchange, or leasing of property with a disqualified person?	<input type="checkbox"/> Yes <input checked="" type="checkbox"/> No		
	(2) Borrow money from, lend money to, or otherwise extend credit to (or accept it from) a disqualified person?	<input type="checkbox"/> Yes <input checked="" type="checkbox"/> No		
	(3) Furnish goods, services, or facilities to (or accept them from) a disqualified person?	<input type="checkbox"/> Yes <input checked="" type="checkbox"/> No		
	(4) Pay compensation to, or pay or reimburse the expenses of, a disqualified person?	<input checked="" type="checkbox"/> Yes <input type="checkbox"/> No		
	(5) Transfer any income or assets to a disqualified person (or make any of either available for the benefit or use of a disqualified person)?	<input type="checkbox"/> Yes <input checked="" type="checkbox"/> No		
	(6) Agree to pay money or property to a government official? (Exception. Check "No" if the foundation agreed to make a grant to or to employ the official for a period after termination of government service, if terminating within 90 days).	<input type="checkbox"/> Yes <input checked="" type="checkbox"/> No		
b	If any answer is "Yes" to 1a(1)–(6), did any of the acts fail to qualify under the exceptions described in Regulations section 53.4941(d)-3 or in a current notice regarding disaster assistance (see instructions)? Organizations relying on a current notice regarding disaster assistance check here.		1b	No
c	Did the foundation engage in a prior year in any of the acts described in 1a, other than excepted acts, that were not corrected before the first day of the tax year beginning in 2015?		1c	
2	Taxes on failure to distribute income (section 4942) (does not apply for years the foundation was a private operating foundation defined in section 4942(j)(3) or 4942(j)(5))			
a	At the end of tax year 2015, did the foundation have any undistributed income (lines 6d and 6e, Part XIII) for tax year(s) beginning before 2015? If "Yes," list the years 20 , 20 , 20 , 20	<input type="checkbox"/> Yes <input checked="" type="checkbox"/> No		
b	Are there any years listed in 2a for which the foundation is not applying the provisions of section 4942(a)(2) (relating to incorrect valuation of assets) to the year's undistributed income? (If applying section 4942(a)(2) to all years listed, answer "No" and attach statement—see instructions).		2b	
c	If the provisions of section 4942(a)(2) are being applied to any of the years listed in 2a, list the years here 20 , 20 , 20 , 20			
3a	Did the foundation hold more than a 2% direct or indirect interest in any business enterprise at any time during the year?	<input type="checkbox"/> Yes <input checked="" type="checkbox"/> No		
b	If "Yes," did it have excess business holdings in 2015 as a result of (1) any purchase by the foundation or disqualified persons after May 26, 1969, (2) the lapse of the 5-year period (or longer period approved by the Commissioner under section 4943(c)(7)) to dispose of holdings acquired by gift or bequest, or (3) the lapse of the 10-, 15-, or 20-year first phase holding period? (Use Schedule C, Form 4720, to determine if the foundation had excess business holdings in 2015.).		3b	
4a	Did the foundation invest during the year any amount in a manner that would jeopardize its charitable purposes?		4a	No
b	Did the foundation make any investment in a prior year (but after December 31, 1969) that could jeopardize its charitable purpose that had not been removed from jeopardy before the first day of the tax year beginning in 2015?		4b	No

Part VII-B

Statements Regarding Activities for Which Form 4720 May Be Required (Continued)

5a

During the year did the foundation pay or incur any amount to

(1) Carry on propaganda, or otherwise attempt to influence legislation (section 4945(e))?

☐ Yes ☒ No

(2) Influence the outcome of any specific public election (see section 4955), or to carry on, directly or indirectly, any voter registration drive?

☐ Yes ☒ No

(3) Provide a grant to an individual for travel, study, or other similar purposes?

☐ Yes ☒ No

(4) Provide a grant to an organization other than a charitable, etc , organization described in section 4945(d)(4)(A)? (see instructions).

☐ Yes ☒ No

(5) Provide for any purpose other than religious, charitable, scientific, literary, or educational purposes, or for the prevention of cruelty to children or animals?

☐ Yes ☒ No

b

If any answer is "Yes" to 5a(1)–(5), did **any** of the transactions fail to qualify under the exceptions described in Regulations section 53.4945 or in a current notice regarding disaster assistance (see instructions)?

☐ Yes ☒ No

Organizations relying on a current notice regarding disaster assistance check here.

c

If the answer is "Yes" to question 5a(4), does the foundation claim exemption from the tax because it maintained expenditure responsibility for the grant?

☐ Yes ☒ No

If "Yes," attach the statement required by Regulations section 53.4945–5(d).

6a

Did the foundation, during the year, receive any funds, directly or indirectly, to pay premiums on a personal benefit contract?

☐ Yes ☒ No

b

Did the foundation, during the year, pay premiums, directly or indirectly, on a personal benefit contract?

☐ Yes ☒ No

If "Yes" to 6b, file Form 8870.

7a

At any time during the tax year, was the foundation a party to a prohibited tax shelter transaction?

☐ Yes ☒ No

b

If yes, did the foundation receive any proceeds or have any net income attributable to the transaction?

☐ Yes ☒ No

5b

6b

7b

Part VIII

Information About Officers, Directors, Trustees, Foundation Managers, Highly Paid Employees, and Contractors

1

List all officers, directors, trustees, foundation managers and their compensation (see instructions).

(a) Name and address	Title, and average hours per week (b) devoted to position	(c) Compensation (If not paid, enter -0-)	(d) Contributions to employee benefit plans and deferred compensation	Expense account, (e) other allowances
SALLY ZAK	TREASURER	6,000	0	0
9 MILLERS LANE APT C KINGSTON, NY 12401	1 00			
DEBORAH BUCHMAN STEHR	SECRETARY	6,000	0	0
1052 BLACKWELL ROAD ANNAPOLIS, MD 21403	1 00			
ZOE B ZAK	PRESIDENT	12,000	0	0
9 MILLERS LANE APT C KINGSTON, NY 12401	1 00			

2

Compensation of five highest-paid employees (other than those included on line 1—see instructions). If none, enter "NONE."

(a) Name and address of each employee paid more than \$50,000	Title, and average hours per week (b) devoted to position	(c) Compensation	Contributions to employee benefit plans and deferred compensation (d)	Expense account, (e) other allowances
NONE				

Total number of other employees paid over \$50,000.

Part VIII

Information About Officers, Directors, Trustees, Foundation Managers, Highly Paid Employees, and Contractors (continued)

3 Five highest-paid independent contractors for professional services (see instructions). If none, enter "NONE".		
(a) Name and address of each person paid more than \$50,000	(b) Type of service	(c) Compensation
NONE		
Total number of others receiving over \$50,000 for professional services.		

Part IX-A

Summary of Direct Charitable Activities

List the foundation's four largest direct charitable activities during the tax year. Include relevant statistical information such as the number of organizations and other beneficiaries served, conferences convened, research papers produced, etc.	Expenses
1 THE ORGANIZATION'S PRIMARY PURPOSE IS TO HONOR THE MEMORIES OF LOUIS AND NATALIE BUCHMAN BY DISTRIBUTING ASSETS TO ONE OR MORE CHARITABLE ORGANIZATIONS DESCRIBED IN SEC 170(C), 2055(A), AND 2522(A) OF THE INTERNAL REVENUE CODE THE FOLLOWING ORGANIZATIONS WERE SENT CONTRIBUTIONS TO SUPPORT THEIR CHARITABLE PURPOSE ST ROSE COLLEGE, ALBANY, NY - 10,000 RUSSEL SAGE COLLEGE, ALBANY, NY - 10,000 ALBANY INSTITUTE HISTORY & ART, ALBANY, NY - 1,000 SARATOGA PERFORMING ARTS CENTER, SARATOGA, NY - 1,000 CHABAD OF ULSTER COUNTY, KINGSTON, NY - 3,010 TEMPLE ISRAEL OF CATSKILL, CATSKILL, NY 10,000 RAVENSBEARD, SAUGERTIES, NY - FOOTSTEPS, NEW YORK, NY - 1,000 JEWISH FEDERATION OF NE NY, ALBANY, NY - 300 JEWISH FEDERATION OF ULSTER COUNTY -3,600 SIVANANDA ASHRAM YOGA RANCH - 5,000 ACADEMY FOR JEWISH RELIGION - 3,600 KOL AMI/NVRC RABBIS DISCRETIONARY FUND - 2,000 CONGREGATION AHAVATH ISRAEL - 4,150 JEWISH FAMILY SERVICES - 500 TEMPLE ISRAEL OF CATSKILL - 3,200 TURPENTINE CREEK FOUNDATION - 1,000	
2	
3	
4	

Part IX-B

Summary of Program-Related Investments (see instructions)

Describe the two largest program-related investments made by the foundation during the tax year on lines 1 and 2	Amount
1 N/A	
2	
All other program-related investments See instructions	
3	
Total. Add lines 1 through 3	

Part X

Minimum Investment Return

(All domestic foundations must complete this part. Foreign foundations,see instructions.)

1	Fair market value of assets not used (or held for use) directly in carrying out charitable, etc , purposes		
a	Average monthly fair market value of securities.	1a	1,001,462
b	Average of monthly cash balances.	1b	4,455
c	Fair market value of all other assets (see instructions).	1c	0
d	Total (add lines 1a, b, and c).	1d	1,005,917
e	Reduction claimed for blockage or other factors reported on lines 1a and 1c (attach detailed explanation).	1e	
2	Acquisition indebtedness applicable to line 1 assets.	2	
3	Subtract line 2 from line 1d.	3	1,005,917
4	Cash deemed held for charitable activities Enter 1 1/2% of line 3 (for greater amount, see instructions).	4	15,089
5	Net value of noncharitable-use assets.Subtract line 4 from line 3 Enter here and on Part V, line 4	5	990,828
6	Minimum investment return.Enter 5% of line 5.	6	49,541

Part XI

Distributable Amount

(see instructions) (Section 4942(j)(3) and (j)(5) private operating foundations and certain foreign organizations check here ☐ and do not complete this part.)

1	Minimum investment return from Part X, line 6.	1	49,541
2a	Tax on investment income for 2015 from Part VI, line 5.	2a	363
b	Income tax for 2015 (This does not include the tax from Part VI).	2b	
c	Add lines 2a and 2b.	2c	363
3	Distributable amount before adjustments Subtract line 2c from line 1.	3	49,178
4	Recoveries of amounts treated as qualifying distributions.	4	
5	Add lines 3 and 4.	5	49,178
6	Deduction from distributable amount (see instructions).	6	
7	Distributable amountas adjusted Subtract line 6 from line 5 Enter here and on Part XIII, line 1.	7	49,178

Part XII

Qualifying Distributions (see instructions)

1	Amounts paid (including administrative expenses) to accomplish charitable, etc , purposes		
a	Expenses, contributions, gifts, etc —total from Part I, column (d), line 26.	1a	59,360
b	Program-related investments—total from Part IX-B.	1b	
2	Amounts paid to acquire assets used (or held for use) directly in carrying out charitable, etc , purposes.	2	
3	Amounts set aside for specific charitable projects that satisfy the		
a	Suitability test (prior IRS approval required).	3a	
b	Cash distribution test (attach the required schedule).	3b	
4	Qualifying distributions.Add lines 1a through 3b Enter here and on Part V, line 8, and Part XIII, line 4	4	59,360
5	Foundations that qualify under section 4940(e) for the reduced rate of tax on net investment income Enter 1% of Part I, line 27b (see instructions).	5	
6	Adjusted qualifying distributions.Subtract line 5 from line 4.	6	59,360
Note:The amount on line 6 will be used in Part V, column (b), in subsequent years when calculating whether the foundation qualifies for the section 4940(e) reduction of tax in those years			

Part XIII

Undistributed Income (see instructions)

	(a) Corpus	(b) Years prior to 2014	(c) 2014	(d) 2015
1 Distributable amount for 2015 from Part XI, line 7				49,178
2 Undistributed income, if any, as of the end of 2015				
a Enter amount for 2014 only.				
b Total for prior years 20____, 20____, 20____				
3 Excess distributions carryover, if any, to 2015				
a From 2010.				34,000
b From 2011.				21,100
c From 2012.				28,476
d From 2013.				26,525
e From 2014.				11,659
f Total of lines 3a through e.	121,760			
4 Qualifying distributions for 2015 from Part XII, line 4				
a Applied to 2014, but not more than line 2a				
b Applied to undistributed income of prior years (Election required—see instructions).				
c Treated as distributions out of corpus (Election required—see instructions).				
d Applied to 2015 distributable amount.				49,178
e Remaining amount distributed out of corpus	10,182			
5 Excess distributions carryover applied to 2015 (If an amount appears in column (d), the same amount must be shown in column (a).)				
6 Enter the net total of each column as indicated below:				
a Corpus Add lines 3f, 4c, and 4e Subtract line 5	131,942			
b Prior years' undistributed income Subtract line 4b from line 2b.				
c Enter the amount of prior years' undistributed income for which a notice of deficiency has been issued, or on which the section 4942(a) tax has been previously assessed.				
d Subtract line 6c from line 6b Taxable amount—see instructions.				
e Undistributed income for 2014 Subtract line 4a from line 2a Taxable amount—see instructions.				
f Undistributed income for 2016 Subtract lines 4d and 5 from line 1 This amount must be distributed in 2015.				0
7 Amounts treated as distributions out of corpus to satisfy requirements imposed by section 170(b)(1)(F) or 4942(g)(3) (Election may be required - see instructions).				
8 Excess distributions carryover from 2010 not applied on line 5 or line 7 (see instructions).	34,000			
9 Excess distributions carryover to 2016. Subtract lines 7 and 8 from line 6a.	97,942			
10 Analysis of line 9				
a Excess from 2011.				21,100
b Excess from 2012.				28,476
c Excess from 2013.				26,525
d Excess from 2014.				11,659
e Excess from 2015.				10,182

If the foundation has received a ruling or determination letter that it is a private operating foundation, and the ruling is effective for 2015, enter the date of the ruling. . . . ▶

Check box to indicate whether the organization is a private operating foundation described in section 4942(j)(3) or 4942(j)(5)

Enter the lesser of the adjusted net income from Part I or the minimum investment return from Part X for each year listed

85% of line 2a

Qualifying distributions from Part XII,
line 4 for each year listed

Amounts included in line 2c not used
directly for active conduct of exempt
activities

e. Qualifying distributions made directly for active conduct of exempt activities
Subtract line 2d from line 2c

Complete 3a, b, or c for the
alternative test relied upon

"Assets" alternative test—enter

(1) Value of all assets

(2) Value of assets qualifying
under section 4942(j)(3)(B)(i)

- "Endowment" alternative test— enter 2/3 of minimum investment return shown in Part X, line 6 for each year listed. . . .

“Support” alternative test—enter

(1) Total support other than gross investment income (interest, dividends, rents, payments on securities loans (section 512(a)(5)), or royalties). . . .

(2) Support from general public and 5 or more exempt organizations as provided in section 4942(j)(3)(B)(iii). . . .

(3) Largest amount of support from an exempt organization

(4) Gross investment income

Part XV **Supplementary Information (Complete this part only if the organization had \$5,000 or more in assets at any time during the year—see instructions.)**

Information Regarding Foundation Managers:

• List any managers of the foundation who have contributed more than 2% of the total contributions received by the foundation before the close of any tax year (but only if they have contributed more than \$5,000) (See section 507(d)(2))

• List any managers of the foundation who own 10% or more of the stock of a corporation (or an equally large portion of the ownership of a partnership or other entity) of which the foundation has a 10% or greater interest

Information Regarding Contribution, Grant, Gift, Loan, Scholarship, etc., Programs:

Check here ☐ if the foundation only makes contributions to preselected charitable organizations and does not accept unsolicited requests for funds. If the foundation makes gifts, grants, etc. (see instructions) to individuals or organizations under other conditions, complete items 2a, b, c, and d.

a The name, address, and telephone number or e-mail address of the person to whom applications should be addressed

ZOE B ZAK THE BUCHMAN FOUNDATION
9 MILLERS LANE APT C
KINGSTON, NY 12401
(845) 853-5134
ZOE BZAK@GMAIL COM

b The form in which applications should be submitted and information and materials they should include

THERE IS NO PREDESIGNATED APPLICATION FORM OR REQUIRED FORMAT

c Any submission deadlines

APPLICATIONS ARE ACCEPTED AT ANY TIME

d Any restrictions or limitations on awards, such as by geographical areas, charitable fields, kinds of institutions, or other factors

THE PROSPECTIVE GRANT RECIPIENT IS REQUIRED TO BE A 501C(3) CHARITABLE ORGANIZATION THE BOARD MEMBERS INDIVIDUALLY RESEARCH ORGANIZATIONS THROUGHOUT THE YEAR AND THEN MEET ANNUALLY TO DISCUSS WHICH ORGANIZATIONS WILL RECEIVE DISTRIBUTIONS FROM THE FOUNDATION

Part XV

Supplementary Information(continued)

3 Grants and Contributions Paid During the Year or Approved for Future Payment

Recipient	If recipient is an individual, show any relationship to any foundation manager or substantial contributor	Foundation status of recipient	Purpose of grant or contribution	Amount
Name and address (home or business)				
a Paid during the year See Additional Data Table				
Total			3a	59,360
b Approved for future payment				
Total			3b	

Enter gross amounts unless otherwise indicated

Part XVI-B Relationship of Activities to the Accomplishment of Exempt Purposes

Form **990-PF** (2015)

l. Did the organization directly or indirectly engage in any of the following with any other organization described in section 501(c) of the Code (other than section 501(c)(3) organizations) or in section 527, relating to political organizations?

a Transfers from the reporting foundation to a noncharitable exempt organization of

(1) Cash.	1a(1)		No
(2) Other assets.	1a(2)		No

b Other transactions

(1) Sales of assets to a noncharitable exempt organization.	1b(1)	No
--	--------------	-----------

(2) Purchases of assets from a noncharitable exempt organization.	1b(2)	No
--	--------------	-----------

(3) Rental of facilities, equipment, or other assets.	1b(3)	No
--	--------------	-----------

(4) Reimbursement arrangements.	1b(4)	No
---	-------	----

(5) Loans or loan guarantees.	1b(5)	No
---------------------------------------	-------	----

(6) Performance of services or membership or fundraising solicitations.	1b(6)	No
---	-------	----

c Sharing of facilities, equipment, mailing lists, other assets, or paid employees.	1c	No
--	-----------	-----------

d If the answer to any of the above is "Yes," complete the following schedule. Column **(b)** should always show the fair market value of the goods, other assets, or services given by the reporting foundation. If the foundation received less than fair market value in any transaction or sharing arrangement, show in column **(d)** the value of the goods, other assets, or services received.

[illegible]

2a Is the foundation directly or indirectly affiliated with, or related to, one or more tax-exempt organizations described in section 501(c) of the Code (other than section 501(c)(3)) or in section 527? . . . ☐ Yes ☒ No

b If "Yes," complete the following schedule

(a) Name of organization	(b) Type of organization	(c) Description of relationship

**Sign
Here**

Under penalties of perjury, I declare that I have examined this return, including accompanying schedules and statements, and to the best of my knowledge and belief, it is true, correct, and complete. Declaration of preparer (other than taxpayer) is based on all information of which preparer has any knowledge.

***** 2016-05-15 *****

Signature of officer or trustee Date Title

May the IRS discuss this return with the preparer shown below (see instr.)? ☐ Yes ☐ No

**Paid
Preparer
Use
Only**

Paid Preparer Use Only	Print/Type preparer's name CHRISTINE SEWARD	Preparer's Signature	Date 2016-07-18	Check if self-employed <input checked="" type="checkbox"/>	PTIN P01691819
	Firm's name <input checked="" type="checkbox"/> SCHAIN & COMPANY CPA'S			Firm's EIN <input checked="" type="checkbox"/> 14-1774940	
	Firm's address <input checked="" type="checkbox"/> 70 NORTH PUTT CORNERS ROAD NEW PALTZ, NY 12561			Phone no (845) 255-5888	

Form 990PF Part XV Line 3 - Grants and Contributions Paid During the Year or Approved for Future Payment

Recipient	If recipient is an individual, show any relationship to any foundation manager or substantial contributor	Foundation status of recipient	Purpose of grant or contribution	Amount
Name and address (home or business)				
a Paid during the year				
SARATOGA PERF ARTS CTR 108 AVENUES OF THE PINES SARATOGA SPRINGS,NY 12866	NONE	PUBLIC	SUPPORT GOOD WORK OF CHARITY	1,000
ALBANY INST OF HISTORY & 125 WASHINGTON AVENUE ALBANY,NY 12210	NONE	PUBLIC	HUDSON RIVER PANORAMA EXHIBIT	1,000
THE SAGE COLLEGES 45 FERRY STREET TROY,NY 12180	NONE	PUBLIC	THE SCHACT FAMILY ARTS CENTER	10,000
COLLEGE OF SAINT ROSE 432 WESTERN AVE ALBANY,NY 12203	NONE	PUBLIC	SUPPORT GOOD WORK CHARITY	10,000
FOOTSTEPS 217 THOMPSON ST STE 367 NEWYORK,NY 10012	NONE	PUBLIC	TO SUPPORT GOOD WORK CHARITY	1,000
TEMPLE ISREAL OF CATSKILL POST OFFICE BOX 607 CATSKILL,NY 12414	ZOE ZAK -RABBI	PUBLIC	2014 HAVDALAH PROGRAM	13,200
JEWISH FEDERATION OF NE NY 184 WASHINGTON AVENUE EXT ALBANY,NY 12203	NONE	PUBLIC	RESOURCES TO HELP COMMUNITY NEEDS	300
CHABAD LUBAVITCH OF ULSTER CTY 254 LUCAS AVENUE KINGSTON,NY 12401	NONE	PUBLIC	TO SUPPORT GOOD WORK CHARITY	3,010
JEWISH FEDERATION OF ULSTER COUNTY 1 ALBANY AVENUE SUITE G10 KINGSTON,NY 12401	NONE	PUBLIC	RESOURCES TO HELP COMMUNTIY NEEDS	3,600
SIVANANDA ASHRAM YOGA RANCH 500 BUDD ROAD WOODBOURNE,NY 12788	NONE	PUBLIC	SUSTAINABLE LIVING AND EARTH CARE	5,000
ACADEMY FOR JEWISH RELIGION 28 WELLS AVENUE YONKERS,NY 10701	NONE	PUBLIC	SERVING THE COMMUNITIES NEEDS	3,600
CONGREGATION KOL AMI 252 SOUNDVIEW AVENUE WHITE PLAINS,NY 10606	NONE	PUBLIC	SERVING THE COMMUNITY NEEDS	2,000
CONGREGATION AHAVATH ISRAEL 100 LUCAS AVENUE EXT KINGSTON,NY 12401	NONE	PUBLIC	TO SERVE THE COMMUNITY NEEDS	4,150
JEWISH FAMILY SERVICES 280 WALL STREET KINGSTON,NY 12401	NONE	PUBLIC	TO SERVE THE COMMUNITY NEEDS	500
TURPENTINE CREEK WILDLIFE REFUGE 239 TURPENTINE CREEK LANE EUREKA SPRINGS,AR 72632	NONE	PUBLIC	TO SUPPORT REFUGE FOR WILDLIFE	1,000
Total				59,360

TY 2015 Accounting Fees Schedule

Name: THE BUCHMAN FOUNDATION INC

EIN: 20-3038264

Category	Amount	Net Investment Income	Adjusted Net Income	Disbursements for Charitable Purposes
	3,850			

Note: To capture the full content of this document, please select landscape mode (11" x 8.5") when printing.

TY 2015 Gain/Loss from Sale of Other Assets Schedule

Name: THE BUCHMAN FOUNDATION INC
EIN: 20-3038264

Name	Date Acquired	How Acquired	Date Sold	Purchaser Name	Gross Sales Price	Basis	Basis Method	Sales Expenses	Total (net)	Accumulated Depreciation
AMERICAN EXPRESS CO	2014-05	PURCHASE	2015-01		1,352	1,330			22	
AMERICAN EXPRESS CO	2014-06	PURCHASE	2015-01		1,352	1,435			-83	
NXP SEMICONDUCTORS NV	2014-07	PURCHASE	2015-01		2,318	1,857			461	
ACTAVIS PLC	2014-05	PURCHASE	2015-01		551	404			147	
INTUITIVE SURGICAL INC	2014-04	PURCHASE	2015-01		521	440			81	
MEDTRONIC INC	2014-12	PURCHASE	2015-01		1,200	1,158			42	
MEDTRONIC INC	2015-01	PURCHASE	2015-01		1,200	1,202			-2	
DOW CHEMICAL CO/THE	2014-02	PURCHASE	2015-01		1,943	2,115			-172	
DOW CHEMICAL CO/THE	2014-04	PURCHASE	2015-01		864	951			-87	
DOW CHEMICAL CO/THE	2014-05	PURCHASE	2015-01		1,080	1,231			-151	
MICROSOFT CORP	2014-04	PURCHASE	2015-01		84	81			3	
QUINTILES TRANSNATIONAL HOLDIN	2014-03	PURCHASE	2015-01		552	468			84	
ALLERGAN INC	2014-08	PURCHASE	2015-02		1,125	815			310	
DTE ENERGY COMPANY	2014-02	PURCHASE	2015-02		2,525	2,137			388	
DTE ENERGY COMPANY	2014-07	PURCHASE	2015-02		842	742			100	
ASSURANT INC	2014-04	PURCHASE	2015-02		621	667			-46	
JPMORGAN CHASE & CO	2014-07	PURCHASE	2015-02		598	583			15	
EOG RESOURCES INC	2014-06	PURCHASE	2015-03		432	585			-153	
EOG RESOURCES INC	2014-07	PURCHASE	2015-03		865	1,168			-303	
LINEAR TECHNOLOGY CORP	2015-01	PURCHASE	2015-03		1,133	1,108			25	
NETSUITE INC	2014-05	PURCHASE	2015-03		577	434			143	
NETSUITE INC	2014-05	PURCHASE	2015-03		860	651			209	
BOOZ ALLEN HAMILTON HOLDING	2014-05	PURCHASE	2015-03		564	415			149	
VF CORP	2015-01	PURCHASE	2015-03		1,423	1,454			-31	
SLM CORP	2014-04	PURCHASE	2015-03		1,078	1,052			26	
SLM CORP	2014-05	PURCHASE	2015-03		1,266	1,177			89	
VF CORP	2015-01	PURCHASE	2015-03		822	842			-20	
LINEAR TECHNOLOGY CORP	2015-01	PURCHASE	2015-03		594	600			-6	
VF CORP	2015-01	PURCHASE	2015-03		679	689			-10	
ANTHEM INC	2014-07	PURCHASE	2015-04		613	438			175	

Name	Date Acquired	How Acquired	Date Sold	Purchaser Name	Gross Sales Price	Basis	Basis Method	Sales Expenses	Total (net)	Accumulated Depreciation
LINEAR TECHNOLOGY CORP	2015-01	PURCHASE	2015-04		368	369			-1	
LINEAR TECHNOLOGY CORP	2015-02	PURCHASE	2015-04		1,105	1,075			30	
BOOZ ALLEN HAMILTON HOLDING	2014-05	PURCHASE	2015-04		1,026	784			242	
PARTNERRE LTD	2014-07	PURCHASE	2015-04		1,944	1,656			288	
FIDELITY NATIONAL INFORMATION	2014-10	PURCHASE	2015-04		2,251	1,875			376	
MOBILEYE NV	2015-01	PURCHASE	2015-04		1,020	857			163	
VALERO ENERGY CORP	2014-10	PURCHASE	2015-05		2,494	2,063			431	
OCCIDENTAL PETROLEUM CORP	2014-06	PURCHASE	2015-05		1,147	1,478			-331	
LOCKHEED MARTIN CORP	2014-12	PURCHASE	2015-06		190	187			3	
LOCKHEED MARTIN CORP	2014-12	PURCHASE	2015-06		1,142	1,120			22	
AFFILIATED MANAGERS GROUP INC	2015-01	PURCHASE	2015-06		1,130	1,024			106	
MARATHON PETROLEUM CORP	2015-02	PURCHASE	2015-06		1,110	1,093			17	
MARATHON PETROLEUM CORP	2015-02	PURCHASE	2015-06		299	298			1	
MARATHON PETROLEUM CORP	2015-02	PURCHASE	2015-06		998	1,001			-3	
LOCKHEED MARTIN CORP	2014-12	PURCHASE	2015-06		947	934			13	
LOCKHEED MARTIN CORP	2015-02	PURCHASE	2015-06		947	1,002			-55	
ANTHEM INC	2014-07	PURCHASE	2015-06		2,366	1,532			834	
UNITEDHEALTH GROUP INC	2014-09	PURCHASE	2015-06		1,805	1,296			509	
ANTHEM INC	2014-07	PURCHASE	2015-07		659	438			221	
FISERV INC	2014-09	PURCHASE	2015-07		587	456			131	
GOLDMAN SACHS GROUP INC	2014-09	PURCHASE	2015-07		418	359			59	
AUTOZONE INC	2014-10	PURCHASE	2015-07		1,361	1,025			336	
INTEL CORP	2015-01	PURCHASE	2015-07		2,588	3,078			-490	
INTEL CORP	2015-03	PURCHASE	2015-07		478	546			-68	
INTEL CORP	2015-05	PURCHASE	2015-07		1,688	1,930			-242	
PAYPAL HOLDINGS INC	2014-09	PURCHASE	2015-08		1,324	1,070			254	
PAYPAL HOLDINGS INC	2015-02	PURCHASE	2015-08		492	412			80	
STAPLES INC	2015-07	PURCHASE	2015-09		86	109			-23	
STAPLES INC	2015-07	PURCHASE	2015-09		1,006	1,275			-269	
FORD MOTOR CO	2014-10	PURCHASE	2015-10		679	707			-28	

Name	Date Acquired	How Acquired	Date Sold	Purchaser Name	Gross Sales Price	Basis	Basis Method	Sales Expenses	Total (net)	Accumulated Depreciation
KOHL'S CORP	2015-03	PURCHASE	2015-10		2,262	3,693			-1,431	
KOHL'S CORP	2015-03	PURCHASE	2015-10		508	840			-332	
SM ENERGY CO	2015-05	PURCHASE	2015-10		1,666	2,421			-755	
KOHL'S CORP	2015-03	PURCHASE	2015-10		140	229			-89	
KOHL'S CORP	2015-03	PURCHASE	2015-10		512	866			-354	
KOHL'S CORP	2015-06	PURCHASE	2015-10		606	820			-214	
STAPLES INC	2015-07	PURCHASE	2015-10		1,081	1,368			-287	
UGI CORP	2015-04	PURCHASE	2015-11		1,055	1,078			-23	
MEDTRONIC PLC	2015-01	PURCHASE	2015-12		617	600			17	
DISCOVER FINANCIAL SERVICES	2015-05	PURCHASE	2015-12		540	595			-55	
NORTHROP GRUMMAN CORP	2015-05	PURCHASE	2015-12		760	638			122	
UNITEDHEALTH GROUP INC	2015-01	PURCHASE	2015-12		470	419			51	
BOEING CO/THE	2013-05	PURCHASE	2015-01		1,038	755			283	
BOEING CO/THE	2013-05	PURCHASE	2015-01		1,298	988			310	
AMERICAN EXPRESS CO	2013-05	PURCHASE	2015-01		1,261	989			272	
AMERICAN EXPRESS CO	2013-05	PURCHASE	2015-01		1,352	1,097			255	
AMERICAN EXPRESS CO	2013-09	PURCHASE	2015-01		1,352	1,154			198	
JPMORGAN CHASE & CO	2012-09	PURCHASE	2015-01		602	415			187	
JPMORGAN CHASE & CO	2012-10	PURCHASE	2015-01		1,205	828			377	
JPMORGAN CHASE & CO	2013-07	PURCHASE	2015-01		181	166			15	
STARBUCKS CORP	2011-07	PURCHASE	2015-01		746	360			386	
VERIZON COMMUNICATIONS INC	2013-11	PURCHASE	2015-01		701	758			-57	
PRECISION CASTPARTS CORP	2012-09	PURCHASE	2015-01		191	160			31	
PRECISION CASTPARTS CORP	2013-02	PURCHASE	2015-01		953	935			18	
PRICELINE GROUP INC/THE	2013-04	PURCHASE	2015-01		1,039	719			320	
MEAD JOHNSON NUTRITION CO	2013-11	PURCHASE	2015-01		800	677			123	
MICROSOFT CORP	2012-09	PURCHASE	2015-01		1,381	987			394	
MICROSOFT CORP	2012-12	PURCHASE	2015-01		1,255	795			460	
MICROSOFT CORP	2013-11	PURCHASE	2015-01		1,046	919			127	
ALLERGAN INC	2013-05	PURCHASE	2015-02		225	101			124	

Name	Date Acquired	How Acquired	Date Sold	Purchaser Name	Gross Sales Price	Basis	Basis Method	Sales Expenses	Total (net)	Accumulated Depreciation
ALLERGAN INC	2013-05	PURCHASE	2015-02		4,502	2,002			2,500	
DTE ENERGY COMPANY	2014-02	PURCHASE	2015-02		1,179	949			230	
ASSURANT INC	2014-02	PURCHASE	2015-02		1,117	1,161			-44	
EVEREST RE GROUP LTD	2013-03	PURCHASE	2015-02		1,979	1,399			580	
JPMORGAN CHASE & CO	2013-07	PURCHASE	2015-02		1,912	1,768			144	
PARTNERRE LTD	2012-11	PURCHASE	2015-02		592	399			193	
PARTNERRE LTD	2013-02	PURCHASE	2015-02		118	86			32	
PARTNERRE LTD	2013-02	PURCHASE	2015-02		1,066	775			291	
PARTNERRE LTD	2013-02	PURCHASE	2015-02		347	258			89	
PARTNERRE LTD	2013-12	PURCHASE	2015-02		693	593			100	
COMCAST CORP-CLASS A	2011-04	PURCHASE	2015-03		598	252			346	
KROGER CO	2011-03	PURCHASE	2015-03		420	143			277	
KROGER CO	2011-11	PURCHASE	2015-03		70	23			47	
KROGER CO	2011-11	PURCHASE	2015-03		840	278			562	
CHUBB CORP	2013-03	PURCHASE	2015-03		1,210	1,040			170	
CHUBB CORP	2013-03	PURCHASE	2015-03		1,037	866			171	
INTERCONTINENTAL EXCHANGE IN	2012-08	PURCHASE	2015-03		707	407			300	
INTERCONTINENTAL EXCHANGE IN	2012-12	PURCHASE	2015-03		236	131			105	
INTERCONTINENTAL EXCHANGE IN	2012-12	PURCHASE	2015-03		471	263			208	
PHILIP MORRIS INTERNATIONAL	2012-08	PURCHASE	2015-03		1,006	1,181			-175	
CHUBB CORP	2013-03	PURCHASE	2015-03		600	520			80	
PHILIP MORRIS INTERNATIONAL	2012-08	PURCHASE	2015-03		535	636			-101	
PHILIP MORRIS INTERNATIONAL	2012-10	PURCHASE	2015-03		229	267			-38	
VERIZON COMMUNICATIONS INC	2013-11	PURCHASE	2015-03		145	152			-7	
VERIZON COMMUNICATIONS INC	2014-03	PURCHASE	2015-03		3,391	3,282			109	
MONSTER BEVERAGE CORP	2014-02	PURCHASE	2015-03		554	289			265	
SHERWIN-WILLIAMS CO/THE	2012-05	PURCHASE	2015-03		563	232			331	
PHILIP MORRIS INTERNATIONAL	2012-10	PURCHASE	2015-03		532	623			-91	
PHILIP MORRIS INTERNATIONAL	2012-11	PURCHASE	2015-03		759	861			-102	
GILEAD SCIENCES INC	2013-06	PURCHASE	2015-04		582	311			271	

Name	Date Acquired	How Acquired	Date Sold	Purchaser Name	Gross Sales Price	Basis	Basis Method	Sales Expenses	Total (net)	Accumulated Depreciation
INTERCONTINENTAL EXCHANGE IN	2012-12	PURCHASE	2015-04		1,615	919			696	
NIKE INC -CL B	2013-12	PURCHASE	2015-04		595	474			121	
CHUBB CORP	2013-03	PURCHASE	2015-04		201	173			28	
CHUBB CORP	2013-05	PURCHASE	2015-04		1,005	894			111	
MONSANTO CO	2013-02	PURCHASE	2015-04		1,789	1,487			302	
MONSANTO CO	2013-07	PURCHASE	2015-04		119	103			16	
MONSANTO CO	2013-07	PURCHASE	2015-04		239	206			33	
PARTNERRE LTD	2013-12	PURCHASE	2015-04		518	395			123	
GOLDMAN SACHS GROUP INC	2014-04	PURCHASE	2015-04		2,408	1,887			521	
FIDELITY NATIONAL INFORMATION	2012-09	PURCHASE	2015-04		1,222	595			627	
FIDELITY NATIONAL INFORMATION	2012-11	PURCHASE	2015-04		1,286	692			594	
FIDELITY NATIONAL INFORMATION	2014-01	PURCHASE	2015-04		1,286	1,061			225	
MONSTER BEVERAGE CORP	2014-02	PURCHASE	2015-04		550	289			261	
MONSTER BEVERAGE CORP	2014-02	PURCHASE	2015-04		1,650	902			748	
ELECTRONIC ARTS INC	2013-06	PURCHASE	2015-05		1,121	439			682	
MONSANTO CO	2013-07	PURCHASE	2015-05		1,983	1,751			232	
MONSANTO CO	2014-04	PURCHASE	2015-05		583	549			34	
OCCIDENTAL PETROLEUM CORP	2013-09	PURCHASE	2015-05		5,734	6,510			-776	
AMERICAN INTERNATIONAL GROUP	2013-04	PURCHASE	2015-05		1,008	705			303	
AMERICAN TOWER CORP	2013-12	PURCHASE	2015-05		1,132	915			217	
LOCKHEED MARTIN CORP	2014-01	PURCHASE	2015-05		190	149			41	
LOCKHEED MARTIN CORP	2014-01	PURCHASE	2015-05		1,140	893			247	
AMERICAN TOWER CORP	2013-12	PURCHASE	2015-05		1,210	992			218	
LOCKHEED MARTIN CORP	2014-01	PURCHASE	2015-05		942	745			197	
LOCKHEED MARTIN CORP	2014-03	PURCHASE	2015-06		1,137	1,000			137	
AFFILIATED MANAGERS GROUP INC	2012-12	PURCHASE	2015-06		1,356	771			585	
AFFILIATED MANAGERS GROUP INC	2013-01	PURCHASE	2015-06		1,130	720			410	
AMERICAN TOWER CORP	2013-12	PURCHASE	2015-06		1,303	1,068			235	
POLARIS INDUSTRIES INC	2013-11	PURCHASE	2015-06		1,152	1,066			86	
AMERICAN TOWER CORP	2013-12	PURCHASE	2015-06		1,395	1,144			251	

Name	Date Acquired	How Acquired	Date Sold	Purchaser Name	Gross Sales Price	Basis	Basis Method	Sales Expenses	Total (net)	Accumulated Depreciation
POLARIS INDUSTRIES INC	2013-11	PURCHASE	2015-06		1,004	932			72	
POLARIS INDUSTRIES INC	2013-11	PURCHASE	2015-06		428	400			28	
POLARIS INDUSTRIES INC	2014-01	PURCHASE	2015-06		856	792			64	
AETNA INC	2014-05	PURCHASE	2015-06		2,663	1,623			1,040	
AB DISCOVERY GRWTH FUND-ADV	2012-06	PURCHASE	2015-07		1,185	807			378	
AB DISCOVERY VALUE FUND-ADV	2012-06	PURCHASE	2015-07		555	421			134	
AETNA INC	2014-05	PURCHASE	2015-07		639	386			253	
AMERICAN INTERNATIONAL GROUP	2013-04	PURCHASE	2015-07		870	580			290	
AMPHENOL CORP-CL A	2013-11	PURCHASE	2015-07		573	405			168	
ANSYS INC	2012-07	PURCHASE	2015-07		640	425			215	
APPLE INC	2010-05	PURCHASE	2015-07		757	216			541	
AUTOZONE INC	2014-04	PURCHASE	2015-07		669	523			146	
BANK OF AMERICA CORP	2012-12	PURCHASE	2015-07		531	329			202	
BIOGEN INC	2012-08	PURCHASE	2015-07		812	290			522	
CAPITAL ONE FINANCIAL CORP	2013-04	PURCHASE	2015-07		530	335			195	
DANAHER CORP	2010-11	PURCHASE	2015-07		258	130			128	
DANAHER CORP	2011-03	PURCHASE	2015-07		516	301			215	
ELECTRONIC ARTS INC	2013-06	PURCHASE	2015-07		543	185			358	
ESTEE LAUDER COMPANIES-CL A	2014-05	PURCHASE	2015-07		524	453			71	
FACEBOOK INC-A	2014-04	PURCHASE	2015-07		608	398			210	
GOLDMAN SACHS GROUP INC	2014-04	PURCHASE	2015-07		209	157			52	
GOOGLE INC-CL A	2008-12	PURCHASE	2015-07		542	138			404	
HESS CORP	2013-10	PURCHASE	2015-07		522	648			-126	
HOME DEPOT INC	2012-05	PURCHASE	2015-07		560	248			312	
JOHNSON & JOHNSON	2010-09	PURCHASE	2015-07		787	467			320	
KROGER CO	2011-11	PURCHASE	2015-07		659	208			451	
OFFICE DEPOT INC	2014-01	PURCHASE	2015-07		523	293			230	
PFIZER INC	2009-08	PURCHASE	2015-07		539	257			282	
RAYTHEON COMPANY	2013-10	PURCHASE	2015-07		578	465			113	
SCHLUMBERGER LTD	2013-07	PURCHASE	2015-07		506	502			4	

Name	Date Acquired	How Acquired	Date Sold	Purchaser Name	Gross Sales Price	Basis	Basis Method	Sales Expenses	Total (net)	Accumulated Depreciation
STARBUCKS CORP	2011-07	PURCHASE	2015-07		644	240			404	
STARBUCKS CORP	2012-11	PURCHASE	2015-07		268	126			142	
VISA INC - CLASS A SHRS	2012-06	PURCHASE	2015-07		542	246			296	
WALT DISNEY CO/THE	2011-08	PURCHASE	2015-07		920	259			661	
WELLS FARGO & COMPANY	2012-02	PURCHASE	2015-07		568	307			261	
MEAD JOHNSON NUTRITION CO	2013-11	PURCHASE	2015-07		1,149	1,100			49	
STARBUCKS CORP	2012-11	PURCHASE	2015-07		54	25			29	
STARBUCKS CORP	2012-11	PURCHASE	2015-07		1,306	606			700	
STARBUCKS CORP	2014-02	PURCHASE	2015-07		1,088	741			347	
AUTOZONE INC	2014-04	PURCHASE	2015-07		682	523			159	
AUTOZONE INC	2014-05	PURCHASE	2015-07		1,357	1,070			287	
MEAD JOHNSON NUTRITION CO	2013-11	PURCHASE	2015-07		89	85			4	
MEAD JOHNSON NUTRITION CO	2013-12	PURCHASE	2015-07		620	580			40	
HESS CORP	2013-10	PURCHASE	2015-07		1,787	2,348			-561	
HESS CORP	2013-11	PURCHASE	2015-07		370	490			-120	
ELECTRONIC ARTS INC	2013-06	PURCHASE	2015-07		2,113	670			1,443	
OFFICE DEPOT INC	2014-01	PURCHASE	2015-08		2,290	1,486			804	
ALLERGAN PLC	2014-05	PURCHASE	2015-08		1,588	1,009			579	
ELECTRONIC ARTS INC	2013-06	PURCHASE	2015-08		731	231			500	
ELECTRONIC ARTS INC	2013-11	PURCHASE	2015-08		1,242	438			804	
PAYPAL HOLDINGS INC	2014-04	PURCHASE	2015-08		189	156			33	
PAYPAL HOLDINGS INC	2014-05	PURCHASE	2015-08		567	439			128	
PAYPAL HOLDINGS INC	2014-05	PURCHASE	2015-08		756	599			157	
COSTCO WHOLESALE CORP	2013-10	PURCHASE	2015-08		805	697			108	
COSTCO WHOLESALE CORP	2013-11	PURCHASE	2015-08		134	124			10	
SHERWIN-WILLIAMS CO/THE	2012-05	PURCHASE	2015-08		776	349			427	
SHERWIN-WILLIAMS CO/THE	2012-09	PURCHASE	2015-08		1,294	720			574	
SHERWIN-WILLIAMS CO/THE	2013-02	PURCHASE	2015-08		518	331			187	
AON PLC	2013-09	PURCHASE	2015-08		1,762	1,437			325	
ANSYS INC	2012-07	PURCHASE	2015-08		699	485			214	

Name	Date Acquired	How Acquired	Date Sold	Purchaser Name	Gross Sales Price	Basis	Basis Method	Sales Expenses	Total (net)	Accumulated Depreciation
ANSYS INC	2013-04	PURCHASE	2015-08		262	229			33	
ELECTRONIC ARTS INC	2013-11	PURCHASE	2015-09		1,091	438			653	
MONSTER BEVERAGE CORP	2014-02	PURCHASE	2015-09		1,078	601			477	
MONSTER BEVERAGE CORP	2014-03	PURCHASE	2015-09		135	73			62	
FORD MOTOR CO	2012-10	PURCHASE	2015-09		947	739			208	
MEAD JOHNSON NUTRITION CO	2013-12	PURCHASE	2015-09		617	663			-46	
MEAD JOHNSON NUTRITION CO	2014-01	PURCHASE	2015-09		154	157			-3	
AMERICAN INTERNATIONAL GROUP	2013-04	PURCHASE	2015-09		466	332			134	
AMERICAN INTERNATIONAL GROUP	2013-05	PURCHASE	2015-09		1,165	904			261	
AMERICAN INTERNATIONAL GROUP	2013-05	PURCHASE	2015-09		882	678			204	
AMERICAN INTERNATIONAL GROUP	2013-06	PURCHASE	2015-09		471	356			115	
FORD MOTOR CO	2012-10	PURCHASE	2015-09		14	11			3	
FORD MOTOR CO	2012-10	PURCHASE	2015-09		1,335	1,065			270	
MEAD JOHNSON NUTRITION CO	2014-01	PURCHASE	2015-09		988	1,020			-32	
AMERICAN INTERNATIONAL GROUP	2013-06	PURCHASE	2015-09		1,281	978			303	
AMERICAN INTERNATIONAL GROUP	2013-11	PURCHASE	2015-09		116	96			20	
FORD MOTOR CO	2012-10	PURCHASE	2015-09		650	522			128	
FORD MOTOR CO	2013-02	PURCHASE	2015-09		731	708			23	
RAYTHEON COMPANY	2013-10	PURCHASE	2015-09		636	465			171	
AMERICAN INTERNATIONAL GROUP	2013-11	PURCHASE	2015-09		1,619	1,340			279	
FORD MOTOR CO	2013-02	PURCHASE	2015-09		287	275			12	
FORD MOTOR CO	2014-03	PURCHASE	2015-09		698	797			-99	
AON PLC	2013-09	PURCHASE	2015-09		539	454			85	
AB DISCOVERY GRWTH FUND-ADV	2012-06	PURCHASE	2015-09		480	363			117	
AB DISCOVERY VALUE FUND-ADV	2012-06	PURCHASE	2015-09		480	396			84	
GILEAD SCIENCES INC	2013-06	PURCHASE	2015-09		499	259			240	
MICROSOFT CORP	2014-04	PURCHASE	2015-09		614	566			48	
RAYTHEON COMPANY	2013-10	PURCHASE	2015-09		529	388			141	
FORD MOTOR CO	2014-03	PURCHASE	2015-10		665	766			-101	
BROCADE COMMUNICATIONS SYS	2014-03	PURCHASE	2015-10		1,092	1,076			16	

Name	Date Acquired	How Acquired	Date Sold	Purchaser Name	Gross Sales Price	Basis	Basis Method	Sales Expenses	Total (net)	Accumulated Depreciation
GOLDMAN SACHS GROUP INC	2014-09	PURCHASE	2015-10		718	718				
BROCADE COMMUNICATIONS SYS	2014-03	PURCHASE	2015-10		42	41			1	
BROCADE COMMUNICATIONS SYS	2014-06	PURCHASE	2015-10		1,001	867			134	
ALLERGAN PLC	2014-05	PURCHASE	2015-10		1,102	807			295	
ALLERGAN PLC	2014-06	PURCHASE	2015-10		551	420			131	
ALLERGAN PLC	2014-06	PURCHASE	2015-10		551	420			131	
ELECTRONIC ARTS INC	2013-11	PURCHASE	2015-10		716	283			433	
ELECTRONIC ARTS INC	2013-11	PURCHASE	2015-10		2,279	899			1,380	
RAYTHEON COMPANY	2013-10	PURCHASE	2015-10		560	388			172	
WALT DISNEY CO/THE	2011-08	PURCHASE	2015-10		1,274	388			886	
ALLERGAN PLC	2014-06	PURCHASE	2015-10		267	210			57	
ALLERGAN PLC	2014-06	PURCHASE	2015-10		800	666			134	
ALLERGAN PLC	2014-07	PURCHASE	2015-10		800	656			144	
ALPHABET INC-CL A	2011-03	PURCHASE	2015-10		680	282			398	
APPLE INC	2010-05	PURCHASE	2015-10		440	144			296	
APPLE INC	2010-08	PURCHASE	2015-10		220	71			149	
DR PEPPER SNAPPLE GROUP INC	2014-07	PURCHASE	2015-10		497	356			141	
NIKE INC -CL B	2013-12	PURCHASE	2015-10		630	395			235	
RAYTHEON COMPANY	2013-10	PURCHASE	2015-10		329	233			96	
RAYTHEON COMPANY	2013-10	PURCHASE	2015-10		549	388			161	
RAYTHEON COMPANY	2013-11	PURCHASE	2015-10		549	435			114	
WALT DISNEY CO/THE	2011-11	PURCHASE	2015-10		527	178			349	
RAYTHEON COMPANY	2013-11	PURCHASE	2015-10		556	435			121	
RAYTHEON COMPANY	2014-04	PURCHASE	2015-10		1,111	952			159	
QUINTILES TRANSNATIONAL HOLDIN	2014-03	PURCHASE	2015-11		986	771			215	
QUINTILES TRANSNATIONAL HOLDIN	2014-03	PURCHASE	2015-11		1,381	1,092			289	
QUINTILES TRANSNATIONAL HOLDIN	2014-03	PURCHASE	2015-11		1,315	1,001			314	
MONSTER BEVERAGE CORP	2014-03	PURCHASE	2015-11		892	439			453	
STARBUCKS CORP	2014-02	PURCHASE	2015-11		612	370			242	
STARBUCKS CORP	2014-09	PURCHASE	2015-11		428	263			165	

Name	Date Acquired	How Acquired	Date Sold	Purchaser Name	Gross Sales Price	Basis	Basis Method	Sales Expenses	Total (net)	Accumulated Depreciation
AMDOCS LTD	2013-05	PURCHASE	2015-11		488	326			162	
AB DISCOVERY GRWTH FUND-ADV	2012-06	PURCHASE	2015-11		670	501			169	
AB DISCOVERY VALUE FUND-ADV	2012-06	PURCHASE	2015-11		570	460			110	
BANK OF AMERICA CORP	2012-12	PURCHASE	2015-11		566	350			216	
COSTCO WHOLESALE CORP	2013-11	PURCHASE	2015-11		769	619			150	
CVS HEALTH CORP	2013-11	PURCHASE	2015-11		642	458			184	
DELTA AIR LINES INC	2014-10	PURCHASE	2015-11		490	396			94	
FACEBOOK INC-A	2014-04	PURCHASE	2015-11		524	285			239	
INTUITIVE SURGICAL INC	2014-04	PURCHASE	2015-11		500	440			60	
JOHNSON & JOHNSON	2010-09	PURCHASE	2015-11		200	117			83	
JOHNSON & JOHNSON	2010-09	PURCHASE	2015-11		300	187			113	
MICROSOFT CORP	2014-04	PURCHASE	2015-11		582	445			137	
PRICELINE GROUP INC/THE	2013-04	PURCHASE	2015-11		1,298	696			602	
RAYTHEON COMPANY	2014-08	PURCHASE	2015-11		1,173	950			223	
STARBUCKS CORP	2014-09	PURCHASE	2015-11		479	300			179	
UNION PACIFIC CORP	2012-08	PURCHASE	2015-11		504	375			129	
VALERO ENERGY CORP	2014-10	PURCHASE	2015-11		688	480			208	
VISA INC - CLASS A SHRS	2012-06	PURCHASE	2015-11		625	246			379	
WELLS FARGO & COMPANY	2012-02	PURCHASE	2015-11		654	368			286	
XEROX CORP	2014-02	PURCHASE	2015-11		494	510			-16	
AON PLC	2013-09	PURCHASE	2015-11		940	757			183	
AON PLC	2013-09	PURCHASE	2015-11		939	757			182	
VALERO ENERGY CORP	2014-10	PURCHASE	2015-12		1,109	768			341	
VALERO ENERGY CORP	2014-12	PURCHASE	2015-12		624	453			171	
AON PLC	2013-09	PURCHASE	2015-12		1,408	1,135			273	
EMC CORP/MASS	2014-07	PURCHASE	2015-12		1,079	1,241			-162	
EMC CORP/MASS	2014-07	PURCHASE	2015-12		841	975			-134	
EMC CORP/MASS	2014-09	PURCHASE	2015-12		153	176			-23	
BERNSTEIN INTERNATIONAL	2005-08	PURCHASE	2015-12		1,000	1,468			-468	
EMC CORP/MASS	2014-09	PURCHASE	2015-12		1,371	1,582			-211	

Name	Date Acquired	How Acquired	Date Sold	Purchaser Name	Gross Sales Price	Basis	Basis Method	Sales Expenses	Total (net)	Accumulated Depreciation
LYONDELLBASELL INDU-CL A	2011-10	PURCHASE	2015-12		262	74			188	
LYONDELLBASELL INDU-CL A	2012-05	PURCHASE	2015-12		349	172			177	
AB DISCOVERY GRWTH FUND-ADV	2012-06	PURCHASE	2015-12		500	398			102	
AB DISCOVERY VALUE FUND-ADV	2012-06	PURCHASE	2015-12		620	545			75	
ALLSTATE CORP	2014-12	PURCHASE	2015-12		563	615			-52	
ALPHABET INC-CL A	2011-03	PURCHASE	2015-12		766	292			474	
ALTRIA GROUP INC	2012-08	PURCHASE	2015-12		749	459			290	
ANSYS INC	2013-04	PURCHASE	2015-12		643	534			109	
ANTHEM INC	2014-07	PURCHASE	2015-12		281	219			62	
ANTHEM INC	2014-07	PURCHASE	2015-12		1,255	985			270	
APPLE INC	2010-08	PURCHASE	2015-12		1,181	392			789	
BALL CORP	2014-02	PURCHASE	2015-12		711	522			189	
BANK OF AMERICA CORP	2012-12	PURCHASE	2015-12		461	287			174	
BERNSTEIN INTERNATIONAL	2005-08	PURCHASE	2015-12		11,000	16,092			-5,092	
BIOGEN INC	2012-08	PURCHASE	2015-12		602	290			312	
CAPITAL ONE FINANCIAL CORP	2013-04	PURCHASE	2015-12		510	391			119	
COMCAST CORP-CLASS A	2011-04	PURCHASE	2015-12		627	277			350	
CVS HEALTH CORP	2013-11	PURCHASE	2015-12		492	327			165	
DANAHER CORP	2011-03	PURCHASE	2015-12		557	301			256	
DOLLAR GENERAL CORP	2014-08	PURCHASE	2015-12		794	632			162	
DR PEPPER SNAPPLE GROUP INC	2014-07	PURCHASE	2015-12		561	356			205	
GILEAD SCIENCES INC	2013-06	PURCHASE	2015-12		720	363			357	
HOME DEPOT INC	2012-05	PURCHASE	2015-12		925	347			578	
ITT CORP	2014-07	PURCHASE	2015-12		589	813			-224	
L-3 COMMUNICATIONS HOLDINGS	2014-11	PURCHASE	2015-12		595	604			-9	
MICROSOFT CORP	2014-04	PURCHASE	2015-12		608	445			163	
NIKE INC -CL B	2013-12	PURCHASE	2015-12		526	316			210	
PEPSICO INC	2013-08	PURCHASE	2015-12		499	407			92	
PFIZER INC	2009-08	PURCHASE	2015-12		487	241			246	
PFIZER INC	2010-08	PURCHASE	2015-12		292	144			148	

Name	Date Acquired	How Acquired	Date Sold	Purchaser Name	Gross Sales Price	Basis	Basis Method	Sales Expenses	Total (net)	Accumulated Depreciation
SHERWIN-WILLIAMS CO /THE	2013-02	PURCHASE	2015-12		525	331			194	
TIME WARNER INC	2012-08	PURCHASE	2015-12		1,605	1,025			580	
TIME WARNER INC	2014-05	PURCHASE	2015-12		963	1,006			-43	
TIME WARNER INC	2014-12	PURCHASE	2015-12		1,733	2,281			-548	
WELLS FARGO & COMPANY	2012-02	PURCHASE	2015-12		544	307			237	
HEWLETT PACKARD ENTERPRIS	2011-08	PURCHASE	2015-12		478	567			-89	
ALLIANCEBERNSTEIN GLBL RE-II	2005-01	PURCHASE	2015-12		2,625	3,250			-625	
BERNSTEIN EMERGING MARKETS	2005-12	PURCHASE	2015-12		655	1,000			-345	
GOOGLE INC-CL C		PURCHASE	2015-05		18				18	

TY 2015 Investments Corporate Stock Schedule

Name: THE BUCHMAN FOUNDATION INC
EIN: 20-3038264

Name of Stock	End of Year Book Value	End of Year Fair Market Value
BERNSTEIN INVESTMENT DETAIL.....		
AB DISCOVERY VALUE FUND	13,363	18,725
ACTAVIS PLC		
AD DISCOVERT GROWTH FUND	17,849	18,674
AETNA	4,223	5,730
AFFILIATED MANAGERS GROUP		
ALLERGAN INC		
ALLSTATE	9,785	8,941
ALPHABET INC	1,239	2,334
ALPHABET INC	6,745	12,142
ALTRIA GROUP INC.	8,452	9,546
AMDOCS LTD	2,466	3,438
AMERICAN ELECTRIC	4,453	4,778
AMERICAN EXPRESS		
AMERICAN INTERNATIONAL		
AMERICAN TOWER CORP		
AMPHENOL CORP	2,834	3,656
ANSYS INC	3,539	4,163
ANTHEM	4,206	5,159
AON PLC		
APPLE COMPUTER INC.	12,471	15,263
APPLIED MATERIALS INC	7,103	6,889
ASSURANT INC		
AUTOZONE		
BALL CORP	4,111	5,309
BANK OF AMERICA	7,920	9,442
BIOGEN IDEC INC	2,174	4,595
BOEING CO		
BOOZ ALLEN HAMILTON HOLDING		
BROCADE		

Name of Stock	End of Year Book Value	End of Year Fair Market Value
CAPITAL ONE FINANCIAL	3,792	4,475
CF INDUSTRIES	7,858	5,958
CHUBB		
CITIGROUP	3,857	3,798
COMCAST CORPORATION	5,287	6,884
CONAGRA FOODS INC		
COSTCO WHOLESALE	3,515	4,684
CVS	5,758	7,919
DANAHER CORP	5,542	7,245
DELTA AIRLINES	3,832	4,714
DISCOVER FINANCIAL SERVICES	5,354	4,826
DOLLAR GENERAL CORP	5,380	5,893
DOW CHEMICAL		
DR PEPPER SNAPPLE GROUP	3,987	6,058
DTE ENERGY		
EBAY INC.	3,078	3,572
EDISON INTERNATIONAL	4,437	4,618
ELECTRONIC ARTS INC		
EMC CORP-MASS		
EMERGING MARKET	65,447	46,852
EOG RES INC	5,324	4,601
ESTEE LAUDER COMPANIES, INC	3,663	4,315
EVEREST RE GROUP LTD		
F5 NETWORKS INC	1,322	1,164
FACEBOOK INC	6,248	9,210
FIDELITY NATIONAL FINANCIAL INC		
FISERV INC	2,762	3,933
FIXED INCOME	136,030	133,437
FORD MOTOR		
GAMESTOP CORP	3,132	2,496

Name of Stock	End of Year Book Value	End of Year Fair Market Value
GILEAD SCIENCES INC	4,744	7,286
GOLDMAN SACHS GROUP, INC		
GOOGLE INC.		
HESS CORP	5,231	3,248
HEWLETT PACKARD CO.	2,967	3,283
HOME DEPOT INC.	4,078	8,861
HP INC	2,939	2,936
INTERCONTINENTAL EXCHANGE		
INTERNATIONAL EQUITY	246,144	184,523
INTUITIVE SURGICAL	3,445	4,369
ITT CORP	5,162	4,249
JETBLUE AIRWAYS	2,337	2,310
JOHNSON & JOHNSON	3,985	6,677
JP MORGAN		
KIMBERLY CLARK CORP	2,521	2,928
KROGER CO.	1,264	4,434
L BRANDS INC	2,177	2,204
L-3 COMMUNICATIONS HOLDINGS	5,738	5,736
LOCKHEED MARTIN CORP		
LYONDELLBASELL INDUS	5,045	5,996
MAGNA INTERNATIONAL INC	2,827	2,109
MCDONALDS CORP	3,630	4,489
MCKESSON CORP	4,056	3,747
MEAD JOHNSON NUTRITION CO		
MEDTRONIC	3,647	3,769
MERCK & CO. INC.	2,386	2,641
MOBILEYE N V	1,676	1,903
MICROSOFT CORP	10,911	13,038
MONSANTO CO		
MONSTER BEVERAGE CORP	1,249	2,681

Name of Stock	End of Year Book Value	End of Year Fair Market Value
MURPHY OIL	5,554	2,851
NETSUITE INC		
NIKE INC CL B	4,532	7,000
NORTHROP GRUMMAN CORP	5,889	6,986
NXP SEMICONDUCTORS		
OCCIDENTAL PETROLEUM CORP		
OFFICE DEPOT		
ORACLE CORP	3,828	3,616
PARTNERRE LTD		
PEPSICO INC	6,982	7,594
PFIZERINC.	4,558	6,972
PHILLIP MORRIS INTERNATIONAL		
POLARIS INDUSTRIES INC		
PRECISION CASTPARTS		
PRICELINE.COM INC	2,617	3,825
PUBLIC STORAGE	1,969	2,229
QUINTILES TRANSNATIONAL		
RAYTHEON COMPANY		
REAL ESTATE	100,843	92,790
ROCKWELL COLLINS INC	1,413	1,477
ROSS STORES INC.	5,539	5,919
SCHLUMBERGER	3,850	3,069
SEALED AIR CORP NEW	4,322	3,702
SERVICENOW	1,027	1,904
SHERWIN WILLIAMS CO	2,777	3,634
SLM CORP		
STARBUCKS CORP	3,559	5,703
SYNCHRONY FINANCIAL	2,029	2,037
TIME WARNER INC.		
UNION PACIFIC CORP	2,514	2,659

Name of Stock	End of Year Book Value	End of Year Fair Market Value
UNITED HEALTH GROUP.	7,669	8,000
UNITED TECHNOLOGIES	3,681	2,978
US BANCORP	5,833	6,102
VALERO ENERGY CORP	2,571	3,677
VERISK ANALYTICS INC		
VISA INC	3,954	8,686
VOYA FINANCIAL INC	3,981	3,470
WALT DISNEY CO. HOLDING CO.	4,400	6,515
WELLS FARGO & CO	8,901	12,285
XEROX	3,506	3,529

TY 2015 Other Expenses Schedule**Name:** THE BUCHMAN FOUNDATION INC**EIN:** 20-3038264

Description	Revenue and Expenses per Books	Net Investment Income	Adjusted Net Income	Disbursements for Charitable Purposes
EXPENSES				
MANAGEMENT FEES - INVESTMENT	5,148	5,148		
BANK CHARGES	154			
OFFICE SUPPLIES	477			
POSTAGE	54			

TY 2015 Taxes Schedule

Name: THE BUCHMAN FOUNDATION INC

EIN: 20-3038264

Category	Amount	Net Investment Income	Adjusted Net Income	Disbursements for Charitable Purposes
NYS DEPT OF LAW FILING FEES	242			
FOREIGN TAX PAID	470	470		
DEPT OF TREASURY 990-PF TAX	365			