



See a Social Security Number? Say Something!  
Report Privacy Problems to <https://public.resource.org/privacy>  
Or call the IRS Identity Theft Hotline at 1-800-908-4490



Form **990-PF**

**Return of Private Foundation**

OMB No. 1545-0052

**2015**

Department of the Treasury  
Internal Revenue Service

or Section 4947(a)(1) Trust Treated as Private Foundation  
Do not enter social security numbers on this form as it may be made public.

Information about Form 990-PF and its separate instructions is at [www.irs.gov/form990pf](http://www.irs.gov/form990pf)

**Open to Public Inspection**

For calendar year **2015** or tax year beginning , **2015**, and ending , **20**

Name of foundation  
**NELSON B DELAVAN FOUND. PART A R53329000**

Number and street (or P.O. box number if mail is not delivered to street address) Room/suite  
**10 S DEARBORN IL1-0117**

City or town, state or province, country, and ZIP or foreign postal code  
**CHICAGO, IL 60603**

**A** Employer identification number  
**16-6260274**

**B** Telephone number (see instructions)  
**866-888-5157**

**C** If exemption application is pending, check here.

**D** 1 Foreign organizations, check here.   
2 Foreign organizations meeting the 85% test, check here and attach computation.

**E** If private foundation status was terminated under section 507(b)(1)(A), check here.

**F** If the foundation is in a 60-month termination under section 507(b)(1)(B), check here.

**G** Check all that apply.  
 Initial return  
 Final return  
 Address change  
 Initial return of a former public charity  
 Amended return  
 Name change

**H** Check type of organization:  
 Section 501(c)(3) exempt private foundation  
 Section 4947(a)(1) nonexempt charitable trust  
 Other taxable private foundation

**I** Fair market value of all assets at end of year (from Part II, col. (c), line 16) **\$ 5,214,587.**

**J** Accounting method:  Cash  Accrual  
 Other (specify) \_\_\_\_\_  
 (Part I, column (d) must be on cash basis.)

Part I Analysis of Revenue and Expenses (The total of amounts in columns (b), (c), and (d) may not necessarily equal the amounts in column (a) (see instructions).)		(a) Revenue and expenses per books	(b) Net investment income	(c) Adjusted net income	(d) Disbursements for charitable purposes (cash basis only)
Revenue	1 Contributions, gifts, grants, etc., received (attach schedule)			POSTMARK	RECEIVED
	2 Check <input checked="" type="checkbox"/> if the foundation is not required to attach Sch. B.				
	3 Interest on savings and temporary cash investments.				
	4 Dividends and interest from securities	108,166.	108,039.	0 4 2 6 2016	0 4 2 9 2016
	5a Gross rents				
	b Net rental income or (loss)				
	6a Net gain or (loss) from sale of assets not on line 10	54,531.			CINCINNATI
	b Gross sales price for all assets on line 6a 1,744,506.				SERVICE CENTER
	7 Capital gain net income (from Part IV, line 2)		54,531.		
	8 Net short-term capital gain				
	9 Income modifications				
	10a Gross sales less returns and allowances				
b Less Cost of goods sold					
c Gross profit or (loss) (attach schedule)					
11 Other income (attach schedule)	-723.	20.		STMT 1	
12 Total. Add lines 1 through 11	161,974.	162,590.			
13 Compensation of officers, directors, trustees, etc.	33,232.	19,939.		13,293.	
14 Other employee salaries and wages		NONE	NONE		
15 Pension plans, employee benefits		NONE	NONE		
16a Legal fees (attach schedule)					
b Accounting fees (attach schedule)					
c Other professional fees (attach schedule)					
17 Interest					
18 Taxes (attach schedule) (see instructions)	10,107.	1,507.			
19 Depreciation (attach schedule) and depletion					
20 Occupancy					
21 Travel, conferences, and meetings		NONE	NONE		
22 Printing and publications		NONE	NONE		
23 Other expenses (attach schedule) STMT 3	250.			250.	
24 Total operating and administrative expenses. Add lines 13 through 23.	43,589.	21,446.	NONE	13,543.	
25 Contributions, gifts, grants paid	552,366.			552,366.	
26 Total expenses and disbursements Add lines 24 and 25	595,955.	21,446.	NONE	565,909.	
27 Subtract line 26 from line 12:					
a Excess of revenue over expenses and disbursements	-433,981.				
b Net investment income (if negative, enter -0-)		141,144.			
c Adjusted net income (if negative, enter -0-)					

SCANNED MAY 17 2016 in Batch # MAY 19 2016

Part II Balance Sheets		Attached schedules and amounts in the description column should be for end-of-year amounts only (See instructions)			
		Beginning of year	End of year		
		(a) Book Value	(b) Book Value	(c) Fair Market Value	
Assets	1	Cash - non-interest-bearing . . . . .	67,418.	45,426.	45,426.
	2	Savings and temporary cash investments . . . . .	212,681.	278,820.	278,820.
	3	Accounts receivable ▶ _____			
		Less: allowance for doubtful accounts ▶ _____			
	4	Pledges receivable ▶ _____			
		Less: allowance for doubtful accounts ▶ _____			
	5	Grants receivable . . . . .			
	6	Receivables due from officers, directors, trustees, and other disqualified persons (attach schedule) (see instructions) . . . . .			
	7	Other notes and loans receivable (attach schedule) ▶ _____			
		Less: allowance for doubtful accounts ▶ <u>NONE</u>			
	8	Inventories for sale or use . . . . .			
	9	Prepaid expenses and deferred charges . . . . .			
	10a	Investments - U.S. and state government obligations (attach schedule) . . . . .			
	b	Investments - corporate stock (attach schedule) . . . . .	3,953,949.	3,635,841.	4,032,386.
	c	Investments - corporate bonds (attach schedule) . . . . .	319,939.	490,997.	479,126.
	11	Investments - land, buildings, and equipment basis ▶ _____ Less: accumulated depreciation (attach schedule) ▶ _____			
12	Investments - mortgage loans . . . . .				
13	Investments - other (attach schedule) . . . . .	701,472.	375,483.	378,829.	
14	Land, buildings, and equipment basis ▶ _____ Less: accumulated depreciation (attach schedule) ▶ _____				
15	Other assets (describe ▶ _____ )				
16	<b>Total assets</b> (to be completed by all filers - see the instructions. Also, see page 1, item I) . . . . .	5,255,459.	4,826,567.	5,214,587.	
Liabilities	17	Accounts payable and accrued expenses . . . . .			
	18	Grants payable . . . . .			
	19	Deferred revenue . . . . .			
	20	Loans from officers, directors, trustees, and other disqualified persons . . . . .			
	21	Mortgages and other notes payable (attach schedule) . . . . .			
	22	Other liabilities (describe ▶ _____ )			
23	<b>Total liabilities</b> (add lines 17 through 22) . . . . .			NONE	
Net Assets or Fund Balances	Foundations that follow SFAS 117, check here ▶ <input type="checkbox"/> and complete lines 24 through 26 and lines 30 and 31.				
	24	Unrestricted . . . . .			
	25	Temporarily restricted . . . . .			
	26	Permanently restricted . . . . .			
	Foundations that do not follow SFAS 117, check here ▶ <input checked="" type="checkbox"/> and complete lines 27 through 31.				
	27	Capital stock, trust principal, or current funds . . . . .	5,255,459.	4,826,567.	
	28	Paid-in or capital surplus, or land, bldg., and equipment fund . . . . .			
29	Retained earnings, accumulated income, endowment, or other funds . . . . .				
30	<b>Total net assets or fund balances</b> (see instructions) . . . . .	5,255,459.	4,826,567.		
31	<b>Total liabilities and net assets/fund balances</b> (see instructions) . . . . .	5,255,459.	4,826,567.		

Part III Analysis of Changes in Net Assets or Fund Balances		
1	Total net assets or fund balances at beginning of year - Part II, column (a), line 30 (must agree with end-of-year figure reported on prior year's return) . . . . .	1 5,255,459.
2	Enter amount from Part I, line 27a . . . . .	2 -433,981.
3	Other increases not included in line 2 (itemize) ▶ <u>COST BASIS ADJUSTMENT</u>	3 5,089.
4	Add lines 1, 2, and 3 . . . . .	4 4,826,567.
5	Decreases not included in line 2 (itemize) ▶ _____	5
6	<b>Total net assets or fund balances at end of year</b> (line 4 minus line 5) - Part II, column (b), line 30 . . . . .	6 4,826,567.

**Part IV Capital Gains and Losses for Tax on Investment Income**

(a) List and describe the kind(s) of property sold (e.g., real estate, 2-story brick warehouse; or common stock, 200 shs. MLC Co.)		(b) How acquired P - Purchase D - Donation	(c) Date acquired (mo., day, yr.)	(d) Date sold (mo., day, yr.)
<b>1a PUBLICLY TRADED SECURITIES</b>				
<b>b</b>				
<b>c</b>				
<b>d</b>				
<b>e</b>				
(e) Gross sales price	(f) Depreciation allowed (or allowable)	(g) Cost or other basis plus expense of sale	(h) Gain or (loss) (e) plus (f) minus (g)	
<b>a</b> 1,744,506.		1,689,975.	54,531.	
<b>b</b>				
<b>c</b>				
<b>d</b>				
<b>e</b>				
Complete only for assets showing gain in column (h) and owned by the foundation on 12/31/69			(i) Gains (Col. (h) gain minus col. (k), but not less than -0-) or Losses (from col. (h))	
(i) F.M.V. as of 12/31/69	(j) Adjusted basis as of 12/31/69	(k) Excess of col. (i) over col. (j), if any		
<b>a</b>			54,531.	
<b>b</b>				
<b>c</b>				
<b>d</b>				
<b>e</b>				
<b>2</b> Capital gain net income or (net capital loss)		{ If gain, also enter in Part I, line 7 If (loss), enter -0- in Part I, line 7 }	<b>2</b>	54,531.
<b>3</b> Net short-term capital gain or (loss) as defined in sections 1222(5) and (6): If gain, also enter in Part I, line 8, column (c) (see instructions). If (loss), enter -0- in Part I, line 8			<b>3</b>	

**Part V Qualification Under Section 4940(e) for Reduced Tax on Net Investment Income**

(For optional use by domestic private foundations subject to the section 4940(a) tax on net investment income.)

If section 4940(d)(2) applies, leave this part blank.

Was the foundation liable for the section 4942 tax on the distributable amount of any year in the base period?  Yes  No  
 If "Yes," the foundation does not qualify under section 4940(e). Do not complete this part.

**1** Enter the appropriate amount in each column for each year; see the instructions before making any entries.

(a) Base period years Calendar year (or tax year beginning in)	(b) Adjusted qualifying distributions	(c) Net value of noncharitable-use assets	(d) Distribution ratio (col (b) divided by col (c))
2014	404,004.	5,864,831.	0.068886
2013	301,139.	5,680,528.	0.053013
2012	260,345.	5,379,935.	0.048392
2011	286,883.	5,523,071.	0.051943
2010	273,566.	5,356,652.	0.051070
<b>2</b> Total of line 1, column (d)			<b>2</b> 0.273304
<b>3</b> Average distribution ratio for the 5-year base period - divide the total on line 2 by 5, or by the number of years the foundation has been in existence if less than 5 years			<b>3</b> 0.054661
<b>4</b> Enter the net value of noncharitable-use assets for 2015 from Part X, line 5			<b>4</b> 5,508,364.
<b>5</b> Multiply line 4 by line 3			<b>5</b> 301,093.
<b>6</b> Enter 1% of net investment income (1% of Part I, line 27b)			<b>6</b> 1,411.
<b>7</b> Add lines 5 and 6			<b>7</b> 302,504.
<b>8</b> Enter qualifying distributions from Part XII, line 4 If line 8 is equal to or greater than line 7, check the box in Part VI, line 1b, and complete that part using a 1% tax rate. See the Part VI instructions.			<b>8</b> 565,909.

Part VI Excise Tax Based on Investment Income (Section 4940(a), 4940(b), 4940(e), or 4948 - see instructions)

Table with 11 rows for excise tax calculations. Includes sub-rows 6a-6d for credits and payments. Total tax due is 1,901.

Part VII-A Statements Regarding Activities

Table with 10 rows of activity statements. Includes questions about political influence, expenditures, and state reporting. Includes handwritten answer 'NY' for question 8a.

Part VII-A Statements Regarding Activities (continued)

11 At any time during the year, did the foundation, directly or indirectly, own a controlled entity within the meaning of section 512(b)(13)? If "Yes," attach schedule (see instructions). . . . . 11 Yes No X
12 Did the foundation make a distribution to a donor advised fund over which the foundation or a disqualified person had advisory privileges? If "Yes," attach statement (see instructions) . . . . . 12 Yes No X
13 Did the foundation comply with the public inspection requirements for its annual returns and exemption application? Website address n/a 13 Yes No X
14 The books are in care of JP MORGAN CHASE BANK .N.A. Telephone no. (866) 888-5157 Located at 10 S DEARBORN ST; MC; IL 1-0117, CHICAGO, IL ZIP+4 60603
15 Section 4947(a)(1) nonexempt charitable trusts filing Form 990-PF in lieu of Form 1041 - Check here . . . . . 15
16 At any time during calendar year 2015, did the foundation have an interest in or a signature or other authority over a bank, securities, or other financial account in a foreign country? . . . . . 16 Yes No X
See the instructions for exceptions and filing requirements for FinCEN Form 114. If "Yes," enter the name of the foreign country

Part VII-B Statements Regarding Activities for Which Form 4720 May Be Required

File Form 4720 if any item is checked in the "Yes" column, unless an exception applies.

1a During the year did the foundation (either directly or indirectly):
(1) Engage in the sale or exchange, or leasing of property with a disqualified person? Yes No X
(2) Borrow money from, lend money to, or otherwise extend credit to (or accept it from) a disqualified person? Yes No X
(3) Furnish goods, services, or facilities to (or accept them from) a disqualified person? Yes No X
(4) Pay compensation to, or pay or reimburse the expenses of, a disqualified person? X Yes No
(5) Transfer any income or assets to a disqualified person (or make any of either available for the benefit or use of a disqualified person)? Yes No X
(6) Agree to pay money or property to a government official? (Exception. Check "No" if the foundation agreed to make a grant to or to employ the official for a period after termination of government service, if terminating within 90 days.) Yes No X
b If any answer is "Yes" to 1a(1)-(6), did any of the acts fail to qualify under the exceptions described in Regulations section 53.4941(d)-3 or in a current notice regarding disaster assistance (see instructions)? 1b Yes No X
Organizations relying on a current notice regarding disaster assistance check here
c Did the foundation engage in a prior year in any of the acts described in 1a, other than excepted acts, that were not corrected before the first day of the tax year beginning in 2015? 1c Yes No X
2 Taxes on failure to distribute income (section 4942) (does not apply for years the foundation was a private operating foundation defined in section 4942(j)(3) or 4942(j)(5)).
a At the end of tax year 2015, did the foundation have any undistributed income (lines 6d and 6e, Part XIII) for tax year(s) beginning before 2015? Yes No X
If "Yes," list the years
b Are there any years listed in 2a for which the foundation is not applying the provisions of section 4942(a)(2) (relating to incorrect valuation of assets) to the year's undistributed income? (If applying section 4942(a)(2) to all years listed, answer "No" and attach statement - see instructions.) 2b Yes No X
c If the provisions of section 4942(a)(2) are being applied to any of the years listed in 2a, list the years here.
3a Did the foundation hold more than a 2% direct or indirect interest in any business enterprise at any time during the year? Yes No X
b If "Yes," did it have excess business holdings in 2015 as a result of (1) any purchase by the foundation or disqualified persons after May 26, 1969; (2) the lapse of the 5-year period (or longer period approved by the Commissioner under section 4943(c)(7)) to dispose of holdings acquired by gift or bequest; or (3) the lapse of the 10-, 15-, or 20-year first phase holding period? (Use Schedule C, Form 4720, to determine if the foundation had excess business holdings in 2015.) 3b Yes No X
4a Did the foundation invest during the year any amount in a manner that would jeopardize its charitable purposes? 4a Yes No X
b Did the foundation make any investment in a prior year (but after December 31, 1969) that could jeopardize its charitable purpose that had not been removed from jeopardy before the first day of the tax year beginning in 2015? 4b Yes No X

**Part VII-B Statements Regarding Activities for Which Form 4720 May Be Required (continued)**

**5a** During the year did the foundation pay or incur any amount to:

(1) Carry on propaganda, or otherwise attempt to influence legislation (section 4945(e))?  Yes  No

(2) Influence the outcome of any specific public election (see section 4955); or to carry on, directly or indirectly, any voter registration drive?  Yes  No

(3) Provide a grant to an individual for travel, study, or other similar purposes?  Yes  No

(4) Provide a grant to an organization other than a charitable, etc., organization described in section 4945(d)(4)(A)? (see instructions).  Yes  No

(5) Provide for any purpose other than religious, charitable, scientific, literary, or educational purposes, or for the prevention of cruelty to children or animals?  Yes  No

**b** If any answer is "Yes" to 5a(1)-(5), did any of the transactions fail to qualify under the exceptions described in Regulations section 53.4945 or in a current notice regarding disaster assistance (see instructions)?  **5b**

Organizations relying on a current notice regarding disaster assistance check here

**c** If the answer is "Yes" to question 5a(4), does the foundation claim exemption from the tax because it maintained expenditure responsibility for the grant?  Yes  No  
If "Yes," attach the statement required by Regulations section 53.4945-5(d).

**6a** Did the foundation, during the year, receive any funds, directly or indirectly, to pay premiums on a personal benefit contract?  Yes  No

**b** Did the foundation, during the year, pay premiums, directly or indirectly, on a personal benefit contract?  Yes  No **6b** X  
If "Yes" to 6b, file Form 8870.

**7a** At any time during the tax year, was the foundation a party to a prohibited tax shelter transaction?  Yes  No

**b** If "Yes," did the foundation receive any proceeds or have any net income attributable to the transaction?  Yes  No **7b**

**Part VIII Information About Officers, Directors, Trustees, Foundation Managers, Highly Paid Employees, and Contractors**

**1 List all officers, directors, trustees, foundation managers and their compensation (see instructions).**

(a) Name and address	(b) Title, and average hours per week devoted to position	(c) Compensation (if not paid, enter -0-)	(d) Contributions to employee benefit plans and deferred compensation	(e) Expense account, other allowances
JP MORGAN CHASE BANK .N.A. 10 S DEARBORN ST; MC; IL 1-0117, CHICAGO, IL 60603	TRUSTEE 2	33,232.	-0-	-0-

**2 Compensation of five highest-paid employees (other than those included on line 1 - see instructions). If none, enter "NONE."**

(a) Name and address of each employee paid more than \$50,000	(b) Title, and average hours per week devoted to position	(c) Compensation	(d) Contributions to employee benefit plans and deferred compensation	(e) Expense account, other allowances
NONE		NONE	NONE	NONE

**Total number of other employees paid over \$50,000**  **NONE**

**Part VIII Information About Officers, Directors, Trustees, Foundation Managers, Highly Paid Employees, and Contractors (continued)**

**3 Five highest-paid independent contractors for professional services (see instructions). If none, enter "NONE."**

(a) Name and address of each person paid more than \$50,000	(b) Type of service	(c) Compensation
NONE		NONE

Total number of others receiving over \$50,000 for professional services . . . . . **NONE**

**Part IX-A Summary of Direct Charitable Activities**

List the foundation's four largest direct charitable activities during the tax year. Include relevant statistical information such as the number of organizations and other beneficiaries served, conferences convened, research papers produced, etc	Expenses
1 NONE	
2	
3	
4	

**Part IX-B Summary of Program-Related Investments (see instructions)**

Describe the two largest program-related investments made by the foundation during the tax year on lines 1 and 2.	Amount
1 NONE	
2	
All other program-related investments. See instructions.	
3 NONE	

Total. Add lines 1 through 3 . . . . .

**Part X Minimum Investment Return** (All domestic foundations must complete this part. Foreign foundations, see instructions.)

1	Fair market value of assets not used (or held for use) directly in carrying out charitable, etc., purposes:		
a	Average monthly fair market value of securities . . . . .	1a	5,288,825.
b	Average of monthly cash balances . . . . .	1b	303,423.
c	Fair market value of all other assets (see instructions). . . . .	1c	NONE
d	<b>Total</b> (add lines 1a, b, and c) . . . . .	1d	5,592,248.
e	Reduction claimed for blockage or other factors reported on lines 1a and 1c (attach detailed explanation) . . . . .	1e	
2	Acquisition indebtedness applicable to line 1 assets . . . . .	2	NONE
3	Subtract line 2 from line 1d . . . . .	3	5,592,248.
4	Cash deemed held for charitable activities. Enter 1 1/2% of line 3 (for greater amount, see instructions). . . . .	4	83,884.
5	<b>Net value of noncharitable-use assets.</b> Subtract line 4 from line 3. Enter here and on Part V, line 4 . . . . .	5	5,508,364.
6	<b>Minimum investment return.</b> Enter 5% of line 5 . . . . .	6	275,418.

**Part XI Distributable Amount** (see instructions) (Section 4942(j)(3) and (j)(5) private operating foundations and certain foreign organizations check here  and do not complete this part.)

1	Minimum investment return from Part X, line 6 . . . . .	1	275,418.
2a	Tax on investment income for 2015 from Part VI, line 5 . . . . .	2a	1,411.
b	Income tax for 2015. (This does not include the tax from Part VI.) . . . . .	2b	
c	Add lines 2a and 2b . . . . .	2c	1,411.
3	Distributable amount before adjustments. Subtract line 2c from line 1 . . . . .	3	274,007.
4	Recoveries of amounts treated as qualifying distributions . . . . .	4	NONE
5	Add lines 3 and 4 . . . . .	5	274,007.
6	Deduction from distributable amount (see instructions). . . . .	6	NONE
7	<b>Distributable amount as adjusted.</b> Subtract line 6 from line 5. Enter here and on Part XIII, line 1 . . . . .	7	274,007.

**Part XII Qualifying Distributions** (see instructions)

1	Amounts paid (including administrative expenses) to accomplish charitable, etc., purposes:		
a	Expenses, contributions, gifts, etc. - total from Part I, column (d), line 26 . . . . .	1a	565,909.
b	Program-related investments - total from Part IX-B . . . . .	1b	
2	Amounts paid to acquire assets used (or held for use) directly in carrying out charitable, etc., purposes . . . . .	2	NONE
3	Amounts set aside for specific charitable projects that satisfy the:		
a	Suitability test (prior IRS approval required) . . . . .	3a	NONE
b	Cash distribution test (attach the required schedule) . . . . .	3b	NONE
4	<b>Qualifying distributions.</b> Add lines 1a through 3b. Enter here and on Part V, line 8, and Part XIII, line 4 . . . . .	4	565,909.
5	Foundations that qualify under section 4940(e) for the reduced rate of tax on net investment income. Enter 1% of Part I, line 27b (see instructions) . . . . .	5	1,411.
6	<b>Adjusted qualifying distributions.</b> Subtract line 5 from line 4 . . . . .	6	564,498.

**Note.** The amount on line 6 will be used in Part V, column (b), in subsequent years when calculating whether the foundation qualifies for the section 4940(e) reduction of tax in those years.

**Part XIII Undistributed Income** (see instructions)

	(a) Corpus	(b) Years prior to 2014	(c) 2014	(d) 2015
1 Distributable amount for 2015 from Part XI, line 7 . . . . .				274,007.
2 Undistributed income, if any, as of the end of 2015				
a Enter amount for 2014 only. . . . .			NONE	
b Total for prior years 20 <u>13</u> , 20 <u>    </u> , 20 <u>    </u>		NONE		
3 Excess distributions carryover, if any, to 2015:				
a From 2010 . . . . .	9,470.			
b From 2011 . . . . .	21,301.			
c From 2012 . . . . .	NONE			
d From 2013 . . . . .	28,247.			
e From 2014 . . . . .	117,364.			
f Total of lines 3a through e . . . . .	176,382.			
4 Qualifying distributions for 2015 from Part XII, line 4: ► \$ <u>565,909.</u>				
a Applied to 2014, but not more than line 2a . . . . .			NONE	
b Applied to undistributed income of prior years (Election required - see instructions) . . . . .		NONE		
c Treated as distributions out of corpus (Election required - see instructions) . . . . .	NONE			
d Applied to 2015 distributable amount. . . . .				274,007.
e Remaining amount distributed out of corpus. . . . .	291,902.			
5 Excess distributions carryover applied to 2015 . (If an amount appears in column (d), the same amount must be shown in column (a).)	NONE			NONE
6 Enter the net total of each column as indicated below:				
a Corpus. Add lines 3f, 4c, and 4e. Subtract line 5	468,284.			
b Prior years' undistributed income. Subtract line 4b from line 2b. . . . .		NONE		
c Enter the amount of prior years' undistributed income for which a notice of deficiency has been issued, or on which the section 4942(a) tax has been previously assessed . . . . .		NONE		
d Subtract line 6c from line 6b. Taxable amount - see instructions . . . . .		NONE		
e Undistributed income for 2014. Subtract line 4a from line 2a. Taxable amount - see instructions . . . . .			NONE	
f Undistributed income for 2015. Subtract lines 4d and 5 from line 1. This amount must be distributed in 2016. . . . .				NONE
7 Amounts treated as distributions out of corpus to satisfy requirements imposed by section 170(b)(1)(F) or 4942(g)(3) (Election may be required - see instructions) . . . . .	NONE			
8 Excess distributions carryover from 2010 not applied on line 5 or line 7 (see instructions) . . . . .	9,470.			
9 Excess distributions carryover to 2016. Subtract lines 7 and 8 from line 6a . . . . .	458,814.			
10 Analysis of line 9:				
a Excess from 2011 . . . . .	21,301.			
b Excess from 2012 . . . . .	NONE			
c Excess from 2013 . . . . .	28,247.			
d Excess from 2014 . . . . .	117,364.			
e Excess from 2015 . . . . .	291,902.			

**Part XIV Private Operating Foundations** (see instructions and Part VII-A, question 9) NOT APPLICABLE

**1a** If the foundation has received a ruling or determination letter that it is a private operating foundation, and the ruling is effective for 2015, enter the date of the ruling . . . . .

**b** Check box to indicate whether the foundation is a private operating foundation described in section 4942(j)(3) or 4942(j)(5)

	Tax year	Prior 3 years			(e) Total
	(a) 2015	(b) 2014	(c) 2013	(d) 2012	
<b>2a</b> Enter the lesser of the adjusted net income from Part I or the minimum investment return from Part X for each year listed . . . . .					
<b>b</b> 85% of line 2a . . . . .					
<b>c</b> Qualifying distributions from Part XII, line 4 for each year listed . . . . .					
<b>d</b> Amounts included in line 2c not used directly for active conduct of exempt activities . . . . .					
<b>e</b> Qualifying distributions made directly for active conduct of exempt activities Subtract line 2d from line 2c . . . . .					
<b>3</b> Complete 3a, b, or c for the alternative test relied upon					
<b>a</b> "Assets" alternative test - enter					
<b>(1)</b> Value of all assets . . . . .					
<b>(2)</b> Value of assets qualifying under section 4942(j)(3)(B)(i) . . . . .					
<b>b</b> "Endowment" alternative test - enter 2/3 of minimum investment return shown in Part X, line 6 for each year listed . . . . .					
<b>c</b> "Support" alternative test - enter					
<b>(1)</b> Total support other than gross investment income (interest, dividends, rents, payments on securities loans (section 512(a)(5)), or royalties) . . . . .					
<b>(2)</b> Support from general public and 5 or more exempt organizations as provided in section 4942(j)(3)(B)(iii) . . . . .					
<b>(3)</b> Largest amount of support from an exempt organization . . . . .					
<b>(4)</b> Gross investment income . . . . .					

**Part XV Supplementary Information (Complete this part only if the foundation had \$5,000 or more in assets at any time during the year - see instructions.)**

**1 Information Regarding Foundation Managers:**

**a** List any managers of the foundation who have contributed more than 2% of the total contributions received by the foundation before the close of any tax year (but only if they have contributed more than \$5,000). (See section 507(d)(2).)

NONE

**b** List any managers of the foundation who own 10% or more of the stock of a corporation (or an equally large portion of the ownership of a partnership or other entity) of which the foundation has a 10% or greater interest.

NONE

**2 Information Regarding Contribution, Grant, Gift, Loan, Scholarship, etc., Programs:**

Check here  if the foundation only makes contributions to preselected charitable organizations and does not accept unsolicited requests for funds. If the foundation makes gifts, grants, etc. (see instructions) to individuals or organizations under other conditions, complete items 2a, b, c, and d.

**a** The name, address, and telephone number or e-mail address of the person to whom applications should be addressed:

SEE STATEMENT 4

**b** The form in which applications should be submitted and information and materials they should include:

SEE ATTACHED STATEMENT FOR LINE 2

**c** Any submission deadlines:

SEE ATTACHED STATEMENT FOR LINE 2

**d** Any restrictions or limitations on awards, such as by geographical areas, charitable fields, kinds of institutions, or other factors:

SEE ATTACHED STATEMENT FOR LINE 2

**Part XV** Supplementary Information *(continued)*

**3 Grants and Contributions Paid During the Year or Approved for Future Payment**

Recipient Name and address (home or business)	If recipient is an individual, show any relationship to any foundation manager or substantial contributor	Foundation status of recipient	Purpose of grant or contribution	Amount
<p><b>a</b> <i>Paid during the year</i></p> <p>SEE STATEMENT 24</p>				552,366.
<b>Total</b> . . . . . ▶ <b>3a</b>				552,366.
<p><b>b</b> <i>Approved for future payment</i></p>				
<b>Total</b> . . . . . ▶ <b>3b</b>				

Part XVI-A Analysis of Income-Producing Activities

Enter gross amounts unless otherwise indicated.

Table with 5 columns: (a) Business code, (b) Amount, (c) Exclusion code, (d) Amount, (e) Related or exempt function income. Rows include: 1 Program service revenue, 2 Membership dues and assessments, 3 Interest on savings and temporary cash investments, 4 Dividends and interest from securities, 5 Net rental income or (loss) from real estate, 6 Net rental income or (loss) from personal property, 7 Other investment income, 8 Gain or (loss) from sales of assets other than inventory, 9 Net income or (loss) from special events, 10 Gross profit or (loss) from sales of inventory, 11 Other revenue, 12 Subtotal, 13 Total.

Part XVI-B Relationship of Activities to the Accomplishment of Exempt Purposes

Table with 2 columns: Line No., Explain below how each activity for which income is reported in column (e) of Part XVI-A contributed importantly to the accomplishment of the foundation's exempt purposes (other than by providing funds for such purposes). (See instructions.)

NOT APPLICABLE

Part XVII Information Regarding Transfers To and Transactions and Relationships With Noncharitable Exempt Organizations

1 Did the organization directly or indirectly engage in any of the following with any other organization described in section 501(c) of the Code (other than section 501(c)(3) organizations) or in section 527, relating to political organizations?
a Transfers from the reporting foundation to a noncharitable exempt organization of:
(1) Cash
(2) Other assets
b Other transactions:
(1) Sales of assets to a noncharitable exempt organization
(2) Purchases of assets from a noncharitable exempt organization
(3) Rental of facilities, equipment, or other assets
(4) Reimbursement arrangements
(5) Loans or loan guarantees
(6) Performance of services or membership or fundraising solicitations
c Sharing of facilities, equipment, mailing lists, other assets, or paid employees
d If the answer to any of the above is "Yes," complete the following schedule. Column (b) should always show the fair market value of the goods, other assets, or services given by the reporting foundation.

Table with 4 columns: (a) Line no., (b) Amount involved, (c) Name of noncharitable exempt organization, (d) Description of transfers, transactions, and sharing arrangements

2a Is the foundation directly or indirectly affiliated with, or related to, one or more tax-exempt organizations described in section 501(c) of the Code (other than section 501(c)(3)) or in section 527? Yes No

Table with 3 columns: (a) Name of organization, (b) Type of organization, (c) Description of relationship

Under penalties of perjury, I declare that I have examined this return, including accompanying schedules and statements, and to the best of my knowledge and belief, it is true, correct, and complete. Declaration of preparer (other than taxpayer) is based on all information of which preparer has any knowledge.
Signature of officer or trustee: [Signature] VICE PRESIDENT Date: 04/21/2016 Title:
May the IRS discuss this return with the preparer shown below (see instructions)? Yes No

Paid Preparer Use Only
Print/Type preparer's name: CAROLYN J. SECHEL
Preparer's signature: [Signature]
Date: 04/21/2016
Check self-employed if PTIN: P01256399
Firm's name: DELOITTE TAX LLP
Firm's address: 127 PUBLIC SQUARE CLEVELAND, OH 44114
Firm's EIN: 86-1065772
Phone no: 312-486-9652

FORM 990PF, PART I - OTHER INCOME  
=====

DESCRIPTION -----	REVENUE AND EXPENSES PER BOOKS -----	NET INVESTMENT INCOME -----
OTHER INCOME	20.	20.
DEFERRED INCOME	-743.	
	-----	-----
TOTALS	-723.	20.
	=====	=====

FORM 990PF, PART I - TAXES

=====

DESCRIPTION	REVENUE AND EXPENSES PER BOOKS	NET INVESTMENT INCOME
FOREIGN TAXES	21.	21.
FEDERAL TAX PAYMENT - PRIOR YE	7,600.	
FEDERAL ESTIMATES - INCOME	1,000.	
FOREIGN TAXES ON QUALIFIED FOR	1,325.	1,325.
FOREIGN TAXES ON NONQUALIFIED	161.	161.
TOTALS	10,107.	1,507.

FORM 990PF, PART I - OTHER EXPENSES

REVENUE AND EXPENSES PER BOOKS

CHARITABLE PURPOSES

DESCRIPTION

ATTORNEY GENERAL FEE

250.

250.

TOTALS

250.

250.

NELSON B DELAVAN FOUND. PART A R53329000  
FORM 990PF, PART XV - LINES 2a - 2d

16-6260274

=====

RECIPIENT NAME:

JPMORGAN CHASE BANK, NA

ADDRESS:

ONE CHASE SQUARE

ROCHESTER, NY 14643

RECIPIENT'S PHONE NUMBER: 585-797-1925

FORM, INFORMATION AND MATERIALS:

SEE ATTACHED

SUBMISSION DEADLINES:

GRANTS MADE THROUGHOUT THE YEAR. MOST ARE

REVIEWED FEB. 1 - MARCH 15 AND SEP. 15 - OCT 15.

RESTRICTIONS OR LIMITATIONS ON AWARDS:

SEE ATTACHED

STATEMENT 4

RECIPIENT NAME:  
South Seneca Middle Scho  
ADDRESS:  
7263 MAIN STREET  
Ovid, NY 14521  
RELATIONSHIP:  
NONE  
PURPOSE OF GRANT:  
GENERAL  
FOUNDATION STATUS OF RECIPIENT:  
PC  
AMOUNT OF GRANT PAID ..... 4,000.

RECIPIENT NAME:  
Edith B Ford Mem Library of Ovid NY  
ADDRESS:  
P.O. BOX 410  
Ovid, NY 14521  
RELATIONSHIP:  
NONE  
PURPOSE OF GRANT:  
GENERAL  
FOUNDATION STATUS OF RECIPIENT:  
PC  
AMOUNT OF GRANT PAID ..... 6,000.

RECIPIENT NAME:  
Lodi Whittier Free Library Assoc  
ADDRESS:  
E SENECA ST  
Lodi, NY 14860  
RELATIONSHIP:  
NONE  
PURPOSE OF GRANT:  
GENERAL  
FOUNDATION STATUS OF RECIPIENT:  
PC  
AMOUNT OF GRANT PAID ..... 235,000.

=====

RECIPIENT NAME:  
Seneca Falls Historical Society  
ADDRESS:  
55 CAYUGA ST  
Seneca Falls, NY 13148  
RELATIONSHIP:  
NONE  
PURPOSE OF GRANT:  
GENERAL  
FOUNDATION STATUS OF RECIPIENT:  
PC  
AMOUNT OF GRANT PAID ..... 3,650.

RECIPIENT NAME:  
Interlaken Public Library  
ADDRESS:  
P.O. BOX 105  
Interlaken, NY 14847  
RELATIONSHIP:  
NONE  
PURPOSE OF GRANT:  
GENERAL  
FOUNDATION STATUS OF RECIPIENT:  
PC  
AMOUNT OF GRANT PAID ..... 4,300.

RECIPIENT NAME:  
Interlaken Historical Society  
ADDRESS:  
MAIN ST  
Interlaken, NY 14847  
RELATIONSHIP:  
NONE  
PURPOSE OF GRANT:  
GENERAL  
FOUNDATION STATUS OF RECIPIENT:  
PC  
AMOUNT OF GRANT PAID ..... 6,880.

=====

RECIPIENT NAME:  
Schweinfurth Memorial Arts Center  
ADDRESS:  
205 GENESEE ST  
Auburn, NY 13021  
RELATIONSHIP:  
NONE  
PURPOSE OF GRANT:  
GENERAL  
FOUNDATION STATUS OF RECIPIENT:  
PC  
AMOUNT OF GRANT PAID ..... 5,000.

RECIPIENT NAME:  
Wayne County Council For  
the Arts  
ADDRESS:  
108 W MILLER ST  
Newark, NY 14513  
RELATIONSHIP:  
NONE  
PURPOSE OF GRANT:  
GENERAL  
FOUNDATION STATUS OF RECIPIENT:  
PC  
AMOUNT OF GRANT PAID ..... 5,000.

RECIPIENT NAME:  
Lodi Historical Society  
ADDRESS:  
P.O. BOX 279  
Lodi, NY 14860  
RELATIONSHIP:  
NONE  
PURPOSE OF GRANT:  
GENERAL  
FOUNDATION STATUS OF RECIPIENT:  
PC  
AMOUNT OF GRANT PAID ..... 5,000.

RECIPIENT NAME:  
Seneca Falls Rotary Service Foundat  
ADDRESS:  
121 CAYUGA ST  
Seneca Falls, NY 13148  
RELATIONSHIP:  
NONE  
PURPOSE OF GRANT:  
GENERAL  
FOUNDATION STATUS OF RECIPIENT:  
PC  
AMOUNT OF GRANT PAID ..... 3,500.

RECIPIENT NAME:  
Seneca Museum of Waterways and Indu  
ADDRESS:  
89 FALL ST  
Seneca Falls, NY 13148  
RELATIONSHIP:  
NONE  
PURPOSE OF GRANT:  
GENERAL  
FOUNDATION STATUS OF RECIPIENT:  
PC  
AMOUNT OF GRANT PAID ..... 5,000.

RECIPIENT NAME:  
Trumansburg After School Program In  
ADDRESS:  
P.O. BOX 662  
Trumansburg, NY 14886  
RELATIONSHIP:  
NONE  
PURPOSE OF GRANT:  
GENERAL  
FOUNDATION STATUS OF RECIPIENT:  
PC  
AMOUNT OF GRANT PAID ..... 2,250.

=====

RECIPIENT NAME:  
Backbone Ridge Historical  
ADDRESS:  
PO BOX 64, TRUMANSBURG  
Elmira, NY 13915  
RELATIONSHIP:  
NONE  
PURPOSE OF GRANT:  
GENERAL  
FOUNDATION STATUS OF RECIPIENT:  
PC  
AMOUNT OF GRANT PAID ..... 2,966.

RECIPIENT NAME:  
Ulysses Philomathic Library  
ADDRESS:  
74 E MAIN ST  
Trumansburg, NY 14886  
RELATIONSHIP:  
NONE  
PURPOSE OF GRANT:  
GENERAL  
FOUNDATION STATUS OF RECIPIENT:  
PC  
AMOUNT OF GRANT PAID ..... 2,000.

RECIPIENT NAME:  
St Peters Community Arts Center  
ADDRESS:  
149 GENESEE STREET,  
Geneva, NY 14456  
RELATIONSHIP:  
NONE  
PURPOSE OF GRANT:  
GENERAL  
FOUNDATION STATUS OF RECIPIENT:  
PC  
AMOUNT OF GRANT PAID ..... 5,000.

=====

RECIPIENT NAME:

HOWLAND STONE STORE MUSEUM

ADDRESS:

2956 STATE ROUTE 34B, AURORA  
, NY 13026

RELATIONSHIP:

NONE

PURPOSE OF GRANT:

GENERAL

FOUNDATION STATUS OF RECIPIENT:

PC

AMOUNT OF GRANT PAID ..... 4,000.

RECIPIENT NAME:

NYSARC, INC

ADDRESS:

29 BRITISH AMERICAN BLVD., 2ND FLOOR  
Latham, NY 12110

RELATIONSHIP:

NONE

PURPOSE OF GRANT:

GENERAL

FOUNDATION STATUS OF RECIPIENT:

PC

AMOUNT OF GRANT PAID ..... 4,000.

RECIPIENT NAME:

Arts & Cultural Council for  
Greater Rochester

ADDRESS:

411 NW PARK AVENUE, SUITE 101  
Rochester, NY 14607

RELATIONSHIP:

NONE

PURPOSE OF GRANT:

GENERAL

FOUNDATION STATUS OF RECIPIENT:

PC

AMOUNT OF GRANT PAID ..... 4,000.

=====

RECIPIENT NAME:

REYNOLDS BATTERY L FIRST NY LIGHT

ADDRESS:

21 LINDHURST DR., LOCKPORT

, NY 14094

RELATIONSHIP:

NONE

PURPOSE OF GRANT:

GENERAL

FOUNDATION STATUS OF RECIPIENT:

PC

AMOUNT OF GRANT PAID ..... 3,000.

RECIPIENT NAME:

CAYUGA LAKE WATERSHED

ADDRESS:

170 MAIN STREET

, NY 14850

RELATIONSHIP:

NONE

PURPOSE OF GRANT:

GENERAL

FOUNDATION STATUS OF RECIPIENT:

PC

AMOUNT OF GRANT PAID ..... 5,000.

RECIPIENT NAME:

DACOR BACON HOUSE FOUNDATION

ADDRESS:

1801 F ST NW, WASHINGTON

, WA 20006

RELATIONSHIP:

NONE

PURPOSE OF GRANT:

GENERAL

FOUNDATION STATUS OF RECIPIENT:

PC

AMOUNT OF GRANT PAID ..... 4,200.

=====

RECIPIENT NAME:

Washington Humane Society

ADDRESS:

7319 GEORGIA AVE NW  
Washington, DC 20012

RELATIONSHIP:

N/A

PURPOSE OF GRANT:

GENERAL

FOUNDATION STATUS OF RECIPIENT:

PC

AMOUNT OF GRANT PAID ..... 10,000.

RECIPIENT NAME:

ROMULUS FOUNDATION FOR EDUCATIONAL

ADDRESS:

5705 RT 96, ROMULUS  
, NY 14541-9551

RELATIONSHIP:

NONE

PURPOSE OF GRANT:

GENERAL

FOUNDATION STATUS OF RECIPIENT:

PC

AMOUNT OF GRANT PAID ..... 8,000.

RECIPIENT NAME:

Macedon Public Library

ADDRESS:

30 MAIN STREET;  
, NY 14502

RELATIONSHIP:

NONE

PURPOSE OF GRANT:

GENERAL

FOUNDATION STATUS OF RECIPIENT:

PC

AMOUNT OF GRANT PAID ..... 3,500.

=====

RECIPIENT NAME:

Waterloo Library & Historical Society

ADDRESS:

31 E WILLIAMS ST, WATERLOO Waterloo, NY 13165

RELATIONSHIP:

NONE

PURPOSE OF GRANT:

GENERAL

FOUNDATION STATUS OF RECIPIENT:

PC

AMOUNT OF GRANT PAID ..... 2,195.

RECIPIENT NAME:

Its a Wonderful Life Seneca Falls

ADDRESS:

55 CAYUGA ST Seneca Falls, NY 13148

RELATIONSHIP:

NONE

PURPOSE OF GRANT:

GENERAL

FOUNDATION STATUS OF RECIPIENT:

PC

AMOUNT OF GRANT PAID ..... 2,500.

RECIPIENT NAME:

Seneca Community Players, Inc.

ADDRESS:

45, SENECA FALLS, Seneca Falls, NY 13148

RELATIONSHIP:

NONE

PURPOSE OF GRANT:

GENERAL

FOUNDATION STATUS OF RECIPIENT:

PUBLIC

AMOUNT OF GRANT PAID ..... 5,000.

RECIPIENT NAME:  
AMERICAN LANDMARK FESTIVALS INC  
ADDRESS:  
FEDERAL HALL, 26 WALL ST.,  
, NY 10005  
RELATIONSHIP:  
NONE  
PURPOSE OF GRANT:  
GENERAL  
FOUNDATION STATUS OF RECIPIENT:  
PC  
AMOUNT OF GRANT PAID ..... 6,000.

RECIPIENT NAME:  
Geneva Public Library  
ADDRESS:  
244 MAIN STREET  
Geneva, NY 14456  
RELATIONSHIP:  
NONE  
PURPOSE OF GRANT:  
GENERAL  
FOUNDATION STATUS OF RECIPIENT:  
PUBLIC  
AMOUNT OF GRANT PAID ..... 825.

RECIPIENT NAME:  
GENEVA HISTORICAL SOCIETY  
ADDRESS:  
543 S MAIN ST, GENEVA,  
, NY 14456  
RELATIONSHIP:  
NONE  
PURPOSE OF GRANT:  
GENERAL  
FOUNDATION STATUS OF RECIPIENT:  
PC  
AMOUNT OF GRANT PAID ..... 2,000.

=====

RECIPIENT NAME:  
Senior Living Foundation  
ADDRESS:  
1716 N STREET NW  
Washington, DC 20036  
RELATIONSHIP:  
N/A  
PURPOSE OF GRANT:  
GENERAL  
FOUNDATION STATUS OF RECIPIENT:  
PC  
AMOUNT OF GRANT PAID ..... 200.

RECIPIENT NAME:  
Smith Center for the Arts  
ADDRESS:  
82 SENECA STREET  
Geneva, NY 14456  
RELATIONSHIP:  
NONE  
PURPOSE OF GRANT:  
GENERAL  
FOUNDATION STATUS OF RECIPIENT:  
PUBLIC  
AMOUNT OF GRANT PAID ..... 5,000.

RECIPIENT NAME:  
Friends of Robert Treman  
State Park  
ADDRESS:  
105 ENFIELD FALLS ROAD  
Ithaca, NY 14850  
RELATIONSHIP:  
NONE  
PURPOSE OF GRANT:  
GENERAL  
FOUNDATION STATUS OF RECIPIENT:  
PC  
AMOUNT OF GRANT PAID ..... 3,000.

RECIPIENT NAME:  
Pittsford Sutherland High School  
ADDRESS:  
55 SUTHERLAND STREET  
Pittsford, NY 14534  
RELATIONSHIP:  
NONE  
PURPOSE OF GRANT:  
GENERAL  
FOUNDATION STATUS OF RECIPIENT:  
PC  
AMOUNT OF GRANT PAID ..... 300.

RECIPIENT NAME:  
CHRIST EPISCOPAL CHURCH  
ADDRESS:  
120 W. HIGH STREET  
Charlottesville, VA 22902  
RELATIONSHIP:  
NONE  
PURPOSE OF GRANT:  
GENERAL  
FOUNDATION STATUS OF RECIPIENT:  
PC  
AMOUNT OF GRANT PAID ..... 3,500.

RECIPIENT NAME:  
Big Brothers Big Sisters of Greater Roch  
ADDRESS:  
37 S WASHINGTON ST, ROCHESTER,  
NEW YORK, NY 14608  
RELATIONSHIP:  
NONE  
PURPOSE OF GRANT:  
GENERAL  
FOUNDATION STATUS OF RECIPIENT:  
PC  
AMOUNT OF GRANT PAID ..... 5,000.

=====

RECIPIENT NAME:

CLYDE-SAVANNAH PUBLIC LIBRARY

ADDRESS:

204 GLASGOW ST, CLYDE,

New York, NY 14433

RELATIONSHIP:

NONE

PURPOSE OF GRANT:

GENERAL

FOUNDATION STATUS OF RECIPIENT:

PC

AMOUNT OF GRANT PAID ..... 3,400.

RECIPIENT NAME:

AUBURN PUBLIC THEATER INC.

ADDRESS:

8 EXCHANGE ST, AUBURN,

New York, NY 13021

RELATIONSHIP:

NONE

PURPOSE OF GRANT:

GENERAL

FOUNDATION STATUS OF RECIPIENT:

PC

AMOUNT OF GRANT PAID ..... 3,500.

RECIPIENT NAME:

American Academy of Diplomacy

ADDRESS:

1200 18TH ST NW

Washington, DC 20036

RELATIONSHIP:

NONE

PURPOSE OF GRANT:

GENERAL

FOUNDATION STATUS OF RECIPIENT:

PC

AMOUNT OF GRANT PAID ..... 15,000.

=====

RECIPIENT NAME:

AFSA Fund for American Diplomacy

ADDRESS:

2101 E STREET NW  
Washington DC, DC 20037

RELATIONSHIP:

NONE

PURPOSE OF GRANT:

GENERAL

FOUNDATION STATUS OF RECIPIENT:

PC

AMOUNT OF GRANT PAID ..... 10,000.

RECIPIENT NAME:

Population Services International

ADDRESS:

1120 19TH STREET, NW  
Washington, DC 20036

RELATIONSHIP:

NONE

PURPOSE OF GRANT:

GENERAL

FOUNDATION STATUS OF RECIPIENT:

PC

AMOUNT OF GRANT PAID ..... 5,000.

RECIPIENT NAME:

FUND FOR AMERICAN DIPLOMACY

ADDRESS:

2101 E STREET NW  
Washington, DC 20012

RELATIONSHIP:

NONE

PURPOSE OF GRANT:

GENERAL

FOUNDATION STATUS OF RECIPIENT:

PC

AMOUNT OF GRANT PAID ..... 20,000.

RECIPIENT NAME:  
GARTH NEWEL MUSIC CENTER  
ADDRESS:  
403 GARTH NEWEL LANE  
, VA 24445  
RELATIONSHIP:  
NONE  
PURPOSE OF GRANT:  
GENERAL  
FOUNDATION STATUS OF RECIPIENT:  
PC  
AMOUNT OF GRANT PAID ..... 2,000.

RECIPIENT NAME:  
Bethesda - Chevy Chase Rescue  
Squad  
ADDRESS:  
5020 BATTERY LN  
Bethesda, MD 20814  
RELATIONSHIP:  
NONE  
PURPOSE OF GRANT:  
GENERAL  
FOUNDATION STATUS OF RECIPIENT:  
PC  
AMOUNT OF GRANT PAID ..... 200.

RECIPIENT NAME:  
MPT Foundation  
ADDRESS:  
11767 OWINGS MILLS BLVD,  
Owings Mills, MD 21117  
RELATIONSHIP:  
NONE  
PURPOSE OF GRANT:  
GENERAL  
FOUNDATION STATUS OF RECIPIENT:  
PC  
AMOUNT OF GRANT PAID ..... 1,000.

=====

RECIPIENT NAME:

The Committee for the Rep

ADDRESS:

1785 MASSACHUSETTS AVE NW

Washington, DC 20036

RELATIONSHIP:

NONE

PURPOSE OF GRANT:

GENERAL

FOUNDATION STATUS OF RECIPIENT:

PC

AMOUNT OF GRANT PAID ..... 2,000.

RECIPIENT NAME:

Henry L Stimson Center

ADDRESS:

1111 19TH STREET NW

Washington, DC 20036

RELATIONSHIP:

NONE

PURPOSE OF GRANT:

GENERAL

FOUNDATION STATUS OF RECIPIENT:

PC

AMOUNT OF GRANT PAID ..... 1,000.

RECIPIENT NAME:

ASSOCIATION FOR DIPLOMATIC STUDIES AND T

ADDRESS:

NFATC / FOREIGN SERVICE INSTITUTE

, VA 22204

RELATIONSHIP:

NONE

PURPOSE OF GRANT:

GENERAL

FOUNDATION STATUS OF RECIPIENT:

PC

AMOUNT OF GRANT PAID ..... 10,000.

RECIPIENT NAME:  
PRESIDENT AND FELLOWS OF HARVARD COLLEGE  
ADDRESS:  
350 MASSACHUSETTS AVENUE  
, MA 02135  
RELATIONSHIP:  
NONE  
PURPOSE OF GRANT:  
GENERAL  
FOUNDATION STATUS OF RECIPIENT:  
PC  
AMOUNT OF GRANT PAID ..... 1,000.

RECIPIENT NAME:  
WETA  
ADDRESS:  
3939 CAMPBELL AVENUE  
Arlington, VA 22206  
RELATIONSHIP:  
NONE  
PURPOSE OF GRANT:  
GENERAL  
FOUNDATION STATUS OF RECIPIENT:  
PC  
AMOUNT OF GRANT PAID ..... 1,000.

RECIPIENT NAME:  
Between The Lakes Community Service Play  
ADDRESS:  
OVID, NY 14521  
, NY 14521  
RELATIONSHIP:  
NONE  
PURPOSE OF GRANT:  
GENERAL  
FOUNDATION STATUS OF RECIPIENT:  
PC  
AMOUNT OF GRANT PAID ..... 6,000.

RECIPIENT NAME:  
FOREIGN SERVICE YOUTH FOUNDATION  
ADDRESS:  
PO BOX 50663  
, VA 22205  
RELATIONSHIP:  
NONE  
PURPOSE OF GRANT:  
GENERAL  
FOUNDATION STATUS OF RECIPIENT:  
PC  
AMOUNT OF GRANT PAID ..... 5,000.

RECIPIENT NAME:  
FINGER LAKES CULTURAL AND NATURAL M  
ADDRESS:  
3369 GUYANOGA RD, BRANCHPORT  
, NY 14418  
RELATIONSHIP:  
NONE  
PURPOSE OF GRANT:  
GENERAL  
FOUNDATION STATUS OF RECIPIENT:  
PC  
AMOUNT OF GRANT PAID ..... 5,000.

RECIPIENT NAME:  
GENEVA READS, INC.  
ADDRESS:  
25 N MORRELL AVE  
Geneva, NY 14456  
RELATIONSHIP:  
NONE  
PURPOSE OF GRANT:  
GENERAL  
FOUNDATION STATUS OF RECIPIENT:  
PC  
AMOUNT OF GRANT PAID ..... 5,000.

=====

RECIPIENT NAME:

Seneca Falls Library

ADDRESS:

47 CAYUGA ST, SENECA FALLS, NY 1314

Seneca Falls, NY 14148

RELATIONSHIP:

NONE

PURPOSE OF GRANT:

GENERAL

FOUNDATION STATUS OF RECIPIENT:

PC

AMOUNT OF GRANT PAID ..... 5,000.

RECIPIENT NAME:

FOREIGN POLICY ASSOCIATION,

ADDRESS:

470 PARK AVENUE SOUTH

New York, NY 10016

RELATIONSHIP:

NONE

PURPOSE OF GRANT:

GENERAL

FOUNDATION STATUS OF RECIPIENT:

PC

AMOUNT OF GRANT PAID ..... 59,000.

RECIPIENT NAME:

SENECA 2000, INC.

ADDRESS:

SENECA FALLS,

, NY 13148

RELATIONSHIP:

NONE

PURPOSE OF GRANT:

GENERAL

FOUNDATION STATUS OF RECIPIENT:

PC

AMOUNT OF GRANT PAID ..... 4,000.

=====

RECIPIENT NAME:  
Trumansburg Conservatory of Fine  
Arts  
ADDRESS:  
5 MCLALLEN ST, TRUMANSBURG  
Trumansburg, NY 14886  
RELATIONSHIP:  
NONE  
PURPOSE OF GRANT:  
GENERAL  
FOUNDATION STATUS OF RECIPIENT:  
PC  
AMOUNT OF GRANT PAID ..... 2,500.

RECIPIENT NAME:  
Literacy Volunteers of  
Seneca County  
ADDRESS:  
1 DIPRONIO DR, WATERLOO  
Waterloo, NY 13165  
RELATIONSHIP:  
NONE  
PURPOSE OF GRANT:  
GENERAL  
FOUNDATION STATUS OF RECIPIENT:  
PC  
AMOUNT OF GRANT PAID ..... 7,000.

RECIPIENT NAME:  
THE WASHINGTON STAGE GUILD  
ADDRESS:  
4018 ARGYLE TERRACE, NW  
, WA 20011-5301  
RELATIONSHIP:  
NONE  
PURPOSE OF GRANT:  
GENERAL  
FOUNDATION STATUS OF RECIPIENT:  
PC  
AMOUNT OF GRANT PAID ..... 2,000.

TOTAL GRANTS PAID: 552,366.  
=====



JPMorgan Chase Bank, N.A.  
270 Park Avenue, New York, NY 10017-2014

NELSON B DELAVAN FOUND, PART A ACCT. R53329000  
For the Period 1/1/15 to 12/31/15



006407301803100992745  
007407302900100002745

## Fiduciary Account

### J.P. Morgan Team

Donald Spany	T & E Officer	585/797-0502
Mary Gotham	T & E Administrator	585/797-2615
Helen Watkins	Portfolio Manager	614/865-1055
Gendresa Baca	Client Service Team	855/379-0768
Daniel Schmalhausen	Client Service Team	
Emily Park	Client Service Team	
Cynthia Ramos	Client Service Team	
<b>Online access</b>	<b>www.jpmorganonline.com</b>	

### Table of Contents

	Page
Account Summary	2
Holdings	
Equity	5
Alternative Assets	16
Cash & Fixed Income	17
Portfolio Activity	19

### Client News

Please review the information about potential conflicts of interest at the end of your statement.

**Information on Structured Products Fees in discretionary trust portfolios**

Effective September 22, 2015, in connection with acting as discretionary trustee for trust accounts, J.P. Morgan or its affiliates no longer earn a mark-up at the time of purchase, or a product fee for structured products. This change does not affect the fees earned by the issuer that are embedded in the structured product.

Please see disclosures located at the end of this statement package for important information relating to each J.P.Morgan account(s).

J.P.Morgan

00000355515015.00011 SCHMHB 20160106

Page 1 of 190



NELSON B DELAVAN FOUND. PART A ACCT. R53329000  
For the Period 1/1/15 to 12/31/15

## Account Summary

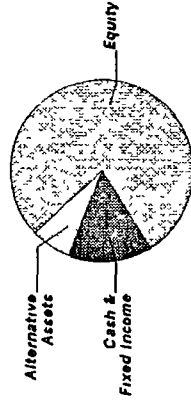
### PRINCIPAL

Asset Allocation	Beginning Market Value	Ending Market Value	Change In Value	Estimated Annual Income	Current Allocation
Equity	2,976,555.65	2,596,191.56	(380,364.09)	50,928.61	78%
Alternative Assets	446,988.85	243,965.84	(203,023.01)	5,608.51	7%
Cash & Fixed Income	357,519.23	495,513.11	137,993.88	5,702.85	15%
<b>Market Value</b>	<b>\$3,781,063.73</b>	<b>\$3,335,670.51</b>	<b>(\$445,393.22)</b>	<b>\$62,239.97</b>	<b>100%</b>

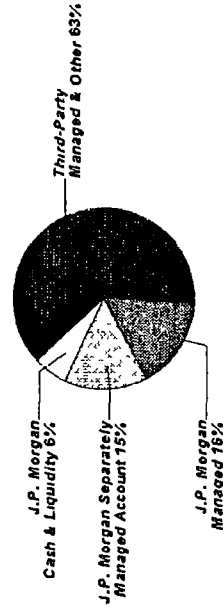
### INCOME

Cash Position	Beginning Market Value	Ending Market Value	Change In Value
Cash Balance	43,900.88	30,036.53	(13,864.35)
Accruals	3,198.98	3,772.73	573.75
<b>Market Value</b>	<b>\$47,099.86</b>	<b>\$33,809.26</b>	<b>(\$13,290.60)</b>

### Asset Allocation



### Manager Allocation \*



\* J.P. Morgan Managed includes mutual funds, other registered funds and hedge funds managed by J.P. Morgan and structured products issued by J.P. Morgan. J.P. Morgan Separately Managed Account includes fixed income, equity, and alternative separately managed accounts managed by J.P. Morgan. Third-Party Managed & Other includes mutual funds, exchange traded funds, hedge funds, and separately managed accounts managed by parties other than J.P. Morgan; separately managed accounts managed by J.P. Morgan where a party other than J.P. Morgan is the appointed investment advisor; structured products and exchange traded notes issued by parties other than J.P. Morgan, investment conduits investing in non-J.P. Morgan managed hedge funds, where J.P. Morgan is solely administrator to the conduit, and other investments not managed or issued by J.P. Morgan. J.P. Morgan Cash & Liquidity Funds includes cash, J.P. Morgan deposit sweeps and J.P. Morgan money market mutual funds. See important information about investment principles and conflicts in the disclosures section



NELSON B DELAVAN FOUND. PART A ACCT. R53329000  
For the Period 1/1/15 to 12/31/15

**Account Summary** CONTINUED

	PRINCIPAL		INCOME	
Portfolio Activity	Current Period Value	Year-to-Date Value	Current Period Value	Year-to-Date Value
Beginning Market Value	3,781,063.73	3,781,063.73	43,900.88	43,900.88
Additions			351,384.83	351,384.83
Withdrawals & Fees	(351,084.83)	(351,084.83)	(434,147.08)	(434,147.08)
Net Additions/Withdrawals	(\$351,084.83)	(\$351,084.83)	(\$82,762.25)	(\$82,762.25)
Income	19.65	19.65	68,897.90	68,897.90
Change in Investment Value	(94,328.04)	(94,328.04)		
Ending Market Value	\$3,335,670.51	\$3,335,670.51	\$30,036.53	\$30,036.53
Accruals	--	--	3,772.73	3,772.73
Market Value with Accruals	--	--	\$33,809.26	\$33,809.26

Tax Summary	Current Period Value	Year-to-Date Value
Domestic Dividends/Distributions	68,050.16	68,050.16
Foreign Dividends	786.89	786.89
Interest Income	60.96	60.96
Taxable Income	\$68,898.01	\$68,898.01
Cash Receipts	19.54	19.54
Other Income & Receipts	\$19.54	\$19.54

	Current Period Value	Year-to-Date Value
LT Capital Gain Distributions	15,018.60	15,018.60
ST Realized Gain/Loss	(22,577.91)	(22,577.91)
LT Realized Gain/Loss	60,605.35	60,605.35
Realized Gain/Loss	\$53,046.04	\$53,046.04
Unrealized Gain/Loss		To-Date Value
		\$297,947.70



006407301803100992746  
007407302900100002746



NELSON B DELAVAN FOUND. PART A ACCT. R53329000  
For the Period 1/1/15 to 12/31/15

**Account Summary** CONTINUED

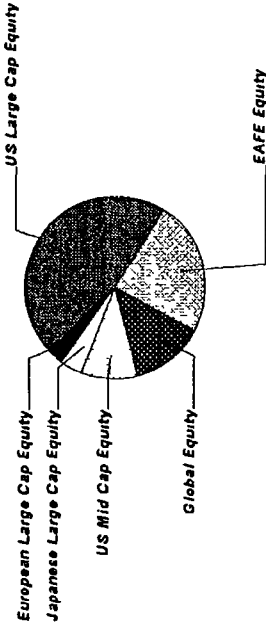
<b>Cost Summary</b>	<b>Cost</b>
Equity	2,291,854.90
Cash & Fixed Income	503,882.41
<b>Total</b>	<b>\$2,795,737.31</b>



NELSON B DELAVAN FOUND. PART A ACCT. R53329000  
For the Period 1/1/15 to 12/31/15

## Equity Summary

Asset Categories	Beginning Market Value	Ending Market Value	Change In Value	Current Allocation
US Large Cap Equity	1,201,669.11	1,185,482.94	(16,186.17)	36%
US Mid Cap Equity	309,437.60	265,543.92	(43,893.68)	8%
EAFE Equity	843,237.30	645,716.22	(197,521.08)	19%
European Large Cap Equity	0 00	76,442.73	76,442.73	2%
Japanese Large Cap Equity	41,720.92	84,592.19	42,871.27	3%
Asia ex-Japan Equity	175,138.50	0 00	(175,138.50)	
Emerging Market Equity	39,352.91	0 00	(39,352.91)	
Global Equity	328,706.10	338,413.56	9,707.46	10%
Concentrated & Other Equity	37,293.21	0.00	(37,293.21)	
<b>Total Value</b>	<b>\$2,976,555.65</b>	<b>\$2,596,191.56</b>	<b>(\$380,364.09)</b>	<b>78%</b>



Equity as a percentage of your portfolio - 78 %

Market Value/Cost	Current Period Value
Market Value	2,596,191.56
Tax Cost	2,291,854.90
Unrealized Gain/Loss	304,336.66
Estimated Annual Income	50,928.61
Accrued Dividends	3,772.73
Yield	1.96%

J.P. Morgan



NELSON B DELAVAN FOUND. PART A ACCT. R53329000  
For the Period 1/1/15 to 12/31/15

Note. P indicates position adjusted for Pending Trade Activity.

## Equity Detail

	Price	Quantity	Value	Adjusted Tax Cost Original Cost	Unrealized Gain/Loss	Est. Annual Inc. Accrued Div	Yield
<b>US Large Cap Equity</b>							
ABBOTT LABORATORIES 002824-10-0 ABT	44.91	87,000	3,907.17	3,805.63	101.54	90.48	2.32%
ACCENTURE PLC-CLA G1151C-10-1 ACN	104.50	41,000	4,284.50	3,309.52	974.98	90.20	2.11%
ACE LTD H0023R-10-5 ACE	116.85	58,000	6,777.30	3,272.69	3,504.61	155.44 33.03	2.29%
ADOBE SYSTEMS INC 00724F-10-1 ADBE	93.94	51,000	4,790.94	1,727.76	3,063.18		
AETNA INC 00817Y-10-8 AET	108.12	41,000	4,432.92	4,218.43	214.49	41.00	0.92%
ALEXION PHARMACEUTICALS INC 015351-10-9 ALXN	190.75	21,000	4,005.75	2,981.65	1,024.10		
ALLEGION PLC G0176J-10-9 ALLE	65.92	39,000	2,570.88	2,547.74	23.14	15.60	0.61%
ALLERGAN PLC G0177J-10-8 AGN	312.50	41,000	12,812.50	10,909.22	1,903.28		
ALLIANCE DATA SYSTEMS CORP 0185581-10-8 ADS	276.57	9,000	2,489.13	1,587.88	901.25		
ALPHABET INC/CA-CL C 02079K-10-7 GOOG	758.88	19,000	14,418.72	7,606.63	6,812.09		
ALPHABET INC/CA-CLA 02079K-30-5 GOOG L	778.01	6,000	4,668.06	2,171.57	2,496.49		

J.P. Morgan



NELSON B DELAVAN FOUND. PART A ACCT. R53329000  
For the Period 1/1/15 to 12/31/15

	Price	Quantity	Value	Adjusted Tax Cost Original Cost	Unrealized Gain/Loss	Est. Annual Inc Accrued Div.	Yield
<b>US Large Cap Equity</b>							
AMAZON.COM INC 023135-10-6 AMZN	675.89	16 000	10,814.24	6,331.90	4,482.34		
ANADARKO PETROLEUM CORP 032511-10-7 APC	48.58	41.000	1,991.78	2,950.76	(958.98)	44.28	2.22%
APPLE INC 037833-10-0 AAPL	105.26	182 000	19,157.32	4,179.35	14,977.97	378.56	1.98%
AT&T INC 00206R-10-2 T	34.41	143.000	4,920.63	4,931.46	(10.83)	274.56	5.58%
AVAGO TECHNOLOGIES LTD Y0486S-10-4 AVGO	145.15	93.000	13,498.95	3,073.93	10,425.02	163.68	1.21%
BANK OF AMERICA CORP 060505-10-4 BAC	16.83	589.000	9,912.87	8,040.99	1,871.88	117.80	1.19%
BBH CORE SELECT FD-N 05528X-60-4 BBTE X	20.40	3,408 922	69,542.01	54,713.20	14,828.81		
BIOGEN INC 09062X-10-3 BIIB	306.35	13 000	3,982.55	777.90	3,204.65		
BLACKROCK INC 09247X-10-1 BLK	340.52	13.000	4,426.76	4,369.57	57.19	113.36	2.56%
BRISTOL-MYERS SQUIBB CO 110122-10-8 BMY	68.79	94.000	6,466.26	3,680.84	2,785.42	142.88 35.72	2.21%
BROADCOM CORP-CL A 111320-10-7 BRCM	57.82	68 000	3,931.76	2,575.21	1,356.55	38.08	0.97%
CARNIVAL CORP 143658-30-0 CCL	54.48	99 000	5,393.52	5,164.16	229.36	118.80	2.20%
CBS CORP-CLASS B NON VOTING 124857-20-2 CBS	47.13	70.000	3,299.10	4,011.02	(711.92)	42.00 10.50	1.27%



NELSON B DELAVAN FOUND. PART A ACCT. R53329000  
For the Period 1/1/15 to 12/31/15

	Price	Quantity	Value	Adjusted Tax Cost Original Cost	Unrealized Gain/Loss	Est. Annual Inc. Accrued Div.	Yield
<b>US Large Cap Equity</b>							
CELGENE CORP 151020-10-4 CELG	119.76	55 000	6,586.80	2,899.05	3,687.75	222.56	4.76%
CHEVRON CORP 166764-10-0 CVX	89.96	52 000	4,677.92	4,287.90	390.02	222.56	4.76%
CITIGROUP INC 172967-42-4 C	51.75	143,000	7,400.25	5,376.35	2,023.90	28.60	0.39%
CMS ENERGY CORP 125896-10-0 CMS	36.08	81,000	2,922.48	2,813.84	108.64	93.96	3.22%
COCA-COLA CO/THE 191216-10-0 KO	42.96	101 000	4,338.96	4,433.32	(94.36)	133.32	3.07%
COGNIZANT TECH SOLUTIONS-A 192446-10-2 CTSH	60.02	30,000	1,800.60	2,036.80	(236.20)		
COLGATE-PALMOLIVE CO 194162-10-3 CL	66.62	32,000	2,131.84	1,967.07	164.77	48.64	2.28%
COLUMBIA PIPELINE GROUP -W/I 198280-10-9 CPGX	20.00	169 000	3,380.00	4,037.16	(657.16)	84.50	2.50%
COMCAST CORP-CLASS A 20030N-10-1 CMCS A	56.43	68 000	3,837.24	1,154.83	2,682.41	68.00	1.77%
COSTCO WHOLESALE CORP 22160K-10-5 COST	161.50	25 000	4,037.50	3,227.72	809.78	40.00	0.99%
CROWN HOLDINGS INC 228368-10-6 CCK	50.70	31,000	1,571.70	1,557.59	14.11		
CSX CORP 126408-10-3 CSX	25.95	93 000	2,413.35	2,570.14	(156.79)	66.96	2.77%
DISCOVER FINANCIAL SERVICES 254709-10-8 DFS	53.62	75,000	4,021.50	4,097.06	(75.56)	84.00	2.09%

P



NELSON B DELAVAN FOUND. PART A ACCT. F53329000  
For the Period 1/1/15 to 12/31/15

	Price	Quantity	Value	Adjusted Tax Cost Original Cost	Unrealized Gain/Loss	Est. Annual Inc. Accrued Div.	Yield
<b>US Large Cap Equity</b>							
DISHNETWORK CORP-A 25470M-10-9 DISH	57.18	60,000	3,430.80	2,223.80	1,207.00		
DOW CHEMICAL CO/THE 260543-10-3 DOW	51.48	79,000	4,066.92	4,204.07	(137.15)	145.36 36.34	3.57%
DU PONT (E.I.) DE NEMOURS 263534-10-9 DD	66.60	76,000	5,061.60	4,514.72	546.88	115.52	2.28%
ELI LILLY & CO 532457-10-8 LLY	84.26	64,000	5,392.64	5,404.10	(11.46)	130.56	2.42%
EQT CORP 26884L-10-9 EQT	52.13	34,000	1,772.42	2,582.40	(809.98)	4.08	0.23%
FACEBOOK INC-A 30303M-10-2 FB	104.66	111,000	11,617.26	8,787.75	2,829.51		
FIDELITY NATIONAL INFO SERV 31620M-10-6 FIS	60.60	68,000	4,120.80	4,285.42	(164.62)	70.72	1.72%
GENERAL MOTORS CO 37045V-10-0 GM	34.01	162,000	5,509.62	4,540.99	968.63	233.28	4.23%
GENERAL ELECTRIC CO 369604-10-3 GE	31.15	267,000	8,317.05	7,090.15	1,226.90	245.64 61.41	2.95%
GILEAD SCIENCES INC 375558-10-3 GILD	101.19	41,000	4,148.79	4,394.77	(245.98)	70.52	1.70%
HARMAN INTERNATIONAL 413086-10-9 HAR	94.21	40,000	3,768.40	3,871.00	(102.60)	56.00	1.49%
HARTFORD FINANCIAL SVCS GRP 416515-10-4 HIG	43.46	75,000	3,259.50	2,233.27	1,026.23	63.00 15.75	1.93%
HESS CORP 42809H-10-7 HES	48.48	40,000	1,939.20	2,042.79	(103.59)	40.00	2.06%

J.P. Morgan



NELSON B DELAVAN FOUND. PART A ACCT. R53329000  
For the Period 1/1/15 to 12/31/15

	Price	Quantity	Value	Adjusted Tax Cost Original Cost	Unrealized Gain/Loss	Est. Annual Inc Accrued Div.	Yield
<b>US Large Cap Equity</b>							
HOME DEPOT INC 437076-10-2 HD	132.25	79,000	10,447.75	3,122.39	7,325.36	186.44	1.78%
HONEYWELL INTERNATIONAL INC 438516-10-6 HON	103.57	102,000	10,564.14	5,089.77	5,474.37	242.76	2.30%
HP INC 40434L-10-5 HPQ	11.84	164,000	1,941.76	1,994.73	(52.97)	81.34 20.34	4.19%
HUMANA INC 444859-10-2 HUM	178.51	28,000	4,998.28	2,039.84	2,958.44	32.48 8.12	0.65%
ILLUMINA INC 452327-10-9 ILMN	191.95	15,000	2,879.18	2,981.95	(102.77)		
L-3 COMMUNICATIONS HOLDINGS 502424-10-4 LLL	119.51	22,000	2,629.22	2,807.03	(177.81)	57.20	2.18%
LAM RESEARCH CORP 512807-10-8 LRCX	79.42	79,000	6,274.18	4,693.15	1,581.03	94.80 23.70	1.51%
LENNOX INTERNATIONAL INC 526107-10-7 LII	124.90	24,000	2,997.60	2,938.24	59.36	34.56 8.64	1.15%
LOWE'S COS INC 548661-10-7 LOW	76.04	124,000	9,428.96	2,519.79	6,909.17	138.88	1.47%
MARSH & MCLENNAN COS 571748-10-2 MMC	55.45	91,000	5,045.95	4,136.44	909.51	112.84	2.24%
MARTIN MARIETTA MATERIALS 573284-10-6 MLM	136.58	20,000	2,731.60	3,373.99	(642.39)	32.00	1.17%
MASCO CORP 574599-10-6 MAS	28.30	137,000	3,877.10	1,593.21	2,283.89	52.06	1.34%
MASTERCARD INC-CLASS A 57636G-10-4 MA	97.36	91,000	8,859.76	2,861.98	5,997.78	69.16	0.78%



NELSON B DELAVAN FOUND. PART A ACCT. R53329000  
For the Period 1/1/15 to 12/31/15



006407301803100992750  
007407302900100002750

	Price	Quantity	Value	Adjusted Tax Cost Original Cost	Unrealized Gain/Loss	Est. Annual Inc Accrued Div.	Yield
<b>US Large Cap Equity</b>							
MCKESSON CORP 58155Q-10-3 MCK	197.23	11,000	2,169.53	2,488.41	(318.88)	12.32 4.48	0.57%
METLIFE INC 59156R-10-8 MET	48.21	100,000	4,821.00	3,056.07	1,764.93	150.00	3.11%
MICROSOFT CORP 594918-10-4 MSFT	55.48	309,000	17,143.32	8,809.20	8,334.12	444.96	2.60%
MOLSON COORS BREWING CO - B 60871R-20-9 TAP	93.92	55,000	5,165.60	4,274.17	891.43	90.20	1.75%
MONDELEZ INTERNATIONAL INC-A 609207-10-5 MDLZ	44.84	115,000	5,156.60	2,575.57	2,581.03	78.20 19.55	1.52%
MORGAN STANLEY 617446-44-8 MS	31.81	267,000	8,493.27	6,683.81	1,809.46	160.20	1.89%
NEUBERGER BER MU/C OPP-INS 64122Q-30-9 NMUL X	15.04	4,843,010	72,838.87	49,737.71	23,101.16	658.64	0.90%
NISOURCE INC 65473P-10-5 NI	19.51	162,000	3,160.62	2,248.02	912.60	100.44	3.18%
NXP SEMICONDUCTORS NV N6596X-10-9 NXPI	84.25	38,000	3,201.50	4,041.91	(840.41)		
OCCIDENTAL PETROLEUM CORP 674599-10-5 OXY	67.61	145,000	9,803.45	11,146.08	(1,342.63)	435.00 108.75	4.44%
PACCAR INC 693718-10-8 PCAR	47.40	79,000	3,744.60	2,671.42	1,073.18	75.84 110.60	2.03%
PEPSICO INC 713448-10-8 PEP	99.92	49,000	4,896.08	4,688.86	207.22	137.69 34.42	2.81%
PFIZER INC 717081-10-3 PFE	32.28	176,000	5,681.28	6,068.29	(387.01)	211.20	3.72%

J.P. Morgan



NELSON B DELAVAN FOUND. PART A ACCT. R53329000  
For the Period 1/1/15 to 12/31/15

	Price	Quantity	Value	Adjusted Tax Cost Original Cost	Unrealized Gain/Loss	Est. Annual Inc Accrued Div	Yield
<b>US Large Cap Equity</b>							
PIONEER NATURAL RESOURCES CO 723787-10-7 PXD	125.38	18 000	2,256.84	2,554.91	(298.07)	1.44	0.06%
PROCTER & GAMBLE CO/THE 742718-10-9 PG	79.41	71.000	5,638.11	229.17	5,408.94	188.29	3.34%
SCHLUMBERGER LTD 806857-10-8 SLB	69.75	67.000	4,673.25	5,402.83	(729.58)	134.00 33.50	2.87%
SCHWAB (CHARLES) CORP 808513-10-5 SCHW	32.93	139.000	4,577.27	4,004.11	573.16	33.36	0.73%
SPDR S&P 500 ETF TRUST 78462F-10-3 SPY	203.87	2,629 000	535,974.23	499,277.16	36,697.07	11,057.57 3,185.16	2.06%
STANLEY BLACK & DECKER INC 854502-10-1 SWK	106.73	24.000	2,561.52	2,562.00	(0.48)	52.80	2.06%
SVB FINANCIAL GROUP 78486Q-10-1 SIVB	118.90	21 000	2,496.90	2,634.99	(138.09)		
SYNCHRONY FINANCIAL 87165B-10-3 SYF	30.41	87.000	2,645.67	2,095.61	550.06		
TE CONNECTIVITY LTD H84989-10-4 TEL	64.61	52 000	3,359.72	3,720.77	(361.05)	68.64	2.04%
TIME WARNER INC 887317-30-3 TWX	64.67	125 000	8,083.75	3,007.54	5,076.21	175.00	2.16%
TJX COMPANIES INC 872540-10-9 TJX	70.91	47.000	3,332.77	2,640.11	692.66	39.48	1.18%
TWENTY-FIRST CENTURY FOX-A 90130A-10-1 FOXA	27.16	169.000	4,590.04	5,355.05	(765.01)	50.70	1.10%
UNION PACIFIC CORP 907818-10-8 UNP	78.20	30.000	2,346.00	2,747.12	(401.12)	66.00	2.81%



NELSON B DELAVAN FOUND. PART A ACCT. R53329000  
For the Period 1/1/15 to 12/31/15



006407301803100992751  
007407302900100002751

	Price	Quantity	Value	Adjusted Tax Cost Original Cost	Unrealized Gain/Loss	Est. Annual Inc. Accrued Div.	Yield
<b>US Large Cap Equity</b>							
UNITEDHEALTH GROUP INC 91324P-10-2 UNH	117.64	75,000	8,823.00	3,604.17	5,218.83	150.00	1.70%
UNITED CONTINENTAL HOLDINGS 910047-10-9 UAL	57.30	73,000	4,182.90	2,870.54	1,312.36		
UNITED TECHNOLOGIES CORP 913017-10-9 UTX	96.07	63,000	6,052.41	4,090.66	1,961.75	161.28	2.66%
VALERO ENERGY CORP 91913Y-10-0 VLO	70.71	22,000	1,555.62	1,495.96	59.66	44.00	2.83%
VERTEX PHARMACEUTICALS INC 92532F-10-0 VRTX	125.83	42,000	5,284.86	2,807.92	2,476.94		
VISA INC-CLASS A SHARES 92826C-83-9 V	77.55	52,000	4,032.60	3,993.47	39.13	29.12	0.72%
WABCO HOLDINGS INC 92927K-10-2 WBC	102.26	18,000	1,840.68	2,299.20	(458.52)		
WALT DISNEY CO/THE 254687-10-6 DIS	105.08	32,000	3,362.56	2,093.69	1,268.87	45.44 22.72	1.35%
WELLS FARGO & CO 949746-10-1 WFC	54.36	273,000	14,840.28	8,236.67	6,603.61	409.50	2.76%
<b>Total US Large Cap Equity</b>			<b>\$1,185,482.94</b>	<b>\$961,938.75</b>	<b>\$223,544.19</b>	<b>\$20,267.77</b> <b>\$3,772.73</b>	<b>1.71%</b>
<b>US Mid Cap Equity</b>							
ISHARES CORE S&P MIDCAP ETF 464287-50-7 IJH	139.32	1,906,000	265,543.92	217,186.87	48,357.05	4,145.55	1.56%



NELSON B DELAVAN FUND, PART A ACCT. R53329000  
For the Period 1/1/15 to 12/31/15

	Price	Quantity	Value	Adjusted Tax Cost Original Cost	Unrealized Gain/Loss	Est. Annual Inc Accrued Div.	Yield
<b>EAFE Equity</b>							
BARC EAFE REN MAT 02/18/16 2X LEV, 10.57% CAP, 21.14% MAX INITIAL LEVEL-01/30/15 SX5E:3351.44 UKX:6749.40 TPX:1415.07 06741U-QC-1	101.25	80,000,000	81,000.00	79,200.00	1,800.00		
DODGE & COX INTL STOCK FD 256206-10-3 DODF X	36.48	4,272,771	155,870.69	139,322.27	16,548.42	3,589.12	2.30%
ISHARES MSCI EAFE INDEX FUND 464287-46-5 EFA	58.72	3,205,000	188,197.60	186,436.63	1,760.97	5,192.10	2.76%
MFS INTL VALUE-I 55273E-82-2 MINI X	35.72	3,778,505	134,988.20	123,527.96	11,440.24	2,013.94	1.49%
T ROWE PRICE OVERSEAS STOCK 77956H-75-7 TROS X	8.99	9,530,559	85,679.73	94,779.79	(9,100.06)		
<b>Total EAFE Equity</b>			<b>\$645,716.22</b>	<b>\$623,266.65</b>	<b>\$22,449.57</b>	<b>\$10,795.16</b>	<b>1.67%</b>
<b>European Large Cap Equity</b>							
DEUTSCHE X-TRACKERS MSCI EUR 233051-85-3 DBEU	25.85	1,701,000	43,970.85	44,404.09	(433.24)	2,172.17	4.94%
VANGUARD FTSE EUROPE ETF 922042-87-4 VGK	49.88	651,000	32,471.88	35,311.29	(2,839.41)	1,055.92	3.25%
<b>Total European Large Cap Equity</b>			<b>\$76,442.73</b>	<b>\$79,715.38</b>	<b>(\$3,272.65)</b>	<b>\$3,228.09</b>	<b>4.22%</b>



NELSON B DELAVAN FOUND. PART A ACCT. R53329000  
For the Period 1/1/15 to 12/31/15

	Price	Quantity	Value	Adjusted Tax Cost Original Cost	Unrealized Gain/Loss	Est. Annual Inc Accrued Div.	Yield
<b>Japanese Large Cap Equity</b>							
BROWN ADV JAPAN ALPHA OPP-IS 115233-57-9 BAFJ X	10.88	5,593.945	60,862.12	63,144.36	(2,282.24)	5,308.65	8.72%
DEUTSCHE X-TRACKERS MSCI JAP 233051-50-7 DBJP	38.09	623.000	23,730.07	24,085.23	(355.16)	866.59	3.65%
<b>Total Japanese Large Cap Equity</b>			<b>\$84,592.19</b>	<b>\$87,229.59</b>	<b>(\$2,637.40)</b>	<b>\$6,175.24</b>	<b>7.30%</b>
<b>Global Equity</b>							
JPM GLBL RES ENH INDEX FD - SEL FUND 3457 46637K-51-3 JEIT X	17.84	18,969.370	338,413.56	322,517.66	15,895.90	6,316.80	1.87%



006407301803100992752  
007407302900100002752



NELSON B DELAVAN FUND, PART A ACCT. R53329000  
For the Period 1/1/15 to 12/31/15

### Alternative Assets Summary

Asset Categories	Beginning Estimated Value	Ending Estimated Value	Change In Value	Current Allocation
Hedge Funds	374,851.70	243,965.84	(130,885.86)	7%
Hard Assets	72,137.15	0.00	(72,137.15)	
<b>Total Value</b>	<b>\$446,988.85</b>	<b>\$243,965.84</b>	<b>(\$203,023.01)</b>	<b>7%</b>

### Alternative Assets Detail

	Price	Quantity	Estimated Value	Cost
<b>Hedge Funds</b>				
EQUINOX CAMPBELL STRATEGY-I 29446A-81-9 EBSI X	11.00	6,535.959	71,895.55	66,993.58
GATEWAY FD-Y 367829-88-4 GTEY X	29.71	1,780.837	52,908.67	47,107.43
GOLDMAN SACHS STRAT INC-INST 38145C-64-6 GSZI X	9.62	7,078.146	68,091.76	74,532.88
GOTHAM ABSOLUTE RETURN-INS 360873-13-7 GARI X	12.31	4,148.648	51,069.86	53,351.61
<b>Total Hedge Funds</b>			<b>\$243,965.84</b>	<b>\$241,985.50</b>



NELSON B DELAVAN FOUND. PART A ACCT. R53329000  
For the Period 1/1/15 to 12/31/15

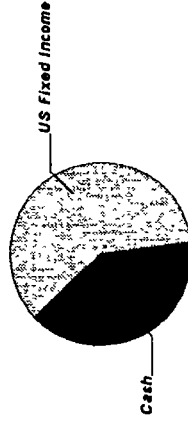


006407301803100992753  
007407302900100002753

## Cash & Fixed Income Summary

Asset Categories	Beginning Market Value	Ending Market Value	Change In Value	Current Allocation
Cash	144,086.89	186,323.05	42,236.16	6%
US Fixed Income	213,432.34	309,190.06	95,757.72	9%
<b>Total Value</b>	<b>\$357,519.23</b>	<b>\$495,513.11</b>	<b>\$137,993.88</b>	<b>15%</b>

Market Value/Cost	Current Period Value
Market Value	495,513.11
Tax Cost	503,882.41
Unrealized Gain/Loss	(8,369.30)
Estimated Annual Income	5,702.85
Yield	1.15%



### SUMMARY BY MATURITY

Cash & Fixed Income	Market Value	% of Bond Portfolio
0-6 months <sup>1</sup>	495,513.11	100%

<sup>1</sup> The years indicate the number of years until the bond is scheduled to mature based on the statement end date. Some bonds may be called, or paid in full, before their stated maturity.

### SUMMARY BY TYPE

Cash & Fixed Income	Market Value	% of Bond Portfolio
Cash	186,323.05	37%
Mutual Funds	309,190.06	63%
<b>Total Value</b>	<b>\$495,513.11</b>	<b>100%</b>

Cash & Fixed Income as a percentage of your portfolio - 15 %



NELSON B DELAVAN FUND, PART A ACCT. R53329000  
For the Period 1/1/15 to 12/31/15

Note: <sup>1</sup> This is the Annual Percentage Yield (APY) which is the rate earned if balances remain on deposit for a full year with compounding, there is no change in the interest rate and all interest is left in the account

## Cash & Fixed Income Detail

	Price	Quantity	Value	Adjusted Tax Cost Original Cost	Unrealized Gain/Loss	Est. Annual Income Accrued Interest	Yield
<b>Cash</b>							
US DOLLAR PRINCIPAL	1.00	186,066.47	186,066.47	186,066.47		55.81	0.03% <sup>1</sup>
PROCEEDS FROM PENDING SALES	1.00	256.58	256.58	256.58			
<b>Total Cash</b>			<b>\$186,323.05</b>	<b>\$186,323.05</b>	<b>\$0.00</b>	<b>\$55.81</b>	<b>0.03%</b>
<b>US Fixed Income</b>							
JPM GLBL BD OPP FD -SEL FUND 3294 46637K-68-7	9.71	10,114.49	98,211.65	102,602.47	(4,390.82)		
JPM SHORT DURATION BD FD - SEL FUND 3133 4812C1-33-0	10.81	9,931.34	107,357.74	108,815.98	(1,458.24)	1,340.73	1.25%
DOUBLELINE TOTL RET BND-I 258620-10-3	10.78	9,612.31	103,620.67	106,140.91	(2,520.24)	4,306.31	4.16%
<b>Total US Fixed Income</b>			<b>\$309,190.06</b>	<b>\$317,559.36</b>	<b>(\$8,369.30)</b>	<b>\$5,647.04</b>	<b>1.83%</b>



NELSON B DELAVAN FOUND. PART A ACCT. R53329000  
For the Period 1/1/15 to 12/31/15



006407301803100992 / 54  
007407302900100002754

## Portfolio Activity Summary

	PRINCIPAL		INCOME	
Transactions	Current Period Value	Year-To-Date Value*	Current Period Value	Year-To-Date Value*
<b>Beginning Cash Balance</b>	144,341.73	--	43,900.88	--
<b>INFLOWS</b>				
Income	19.65	19.65	68,897.90	68,897.90
Contributions			351,384.83	351,384.83
<b>Total Inflows</b>	<b>\$19.65</b>	<b>\$19.65</b>	<b>\$420,282.73</b>	<b>\$420,282.73</b>
<b>OUTFLOWS **</b>				
Withdrawals	(351,084.83)	(351,084.83)	(403,766.00)	(403,766.00)
Fees & Commissions			(21,759.95)	(21,759.95)
Tax Payments			(8,621.13)	(8,621.13)
<b>Total Outflows</b>	<b>(\$351,084.83)</b>	<b>(\$351,084.83)</b>	<b>(\$434,147.08)</b>	<b>(\$434,147.08)</b>
<b>TRADE ACTIVITY</b>				
Settled Sales/Maturities/Redemptions	1,290,396.30	1,290,396.30		
Settled Securities Purchased	(897,606.38)	(897,606.38)		
<b>Total Trade Activity</b>	<b>\$392,789.92</b>	<b>\$392,789.92</b>	<b>\$0.00</b>	<b>\$0.00</b>
<b>Ending Cash Balance</b>	<b>\$186,066.47</b>	<b>--</b>	<b>\$30,036.53</b>	<b>--</b>

	Current Period Value	Year-To-Date Value*
<b>Cost Adjustments</b>		
Cost Adjustments	1,375.79	1,375.79
<b>Total Cost Adjustments</b>	<b>\$1,375.79</b>	<b>\$1,375.79</b>



NELSON B DELAVAN FOUND, PART A ACCT. R53329000  
For the Period 1/1/15 to 12/31/15

## Portfolio Activity Summary

\* Year to date information is calculated on a calendar year basis  
\*\* Your account's standing instructions use a HIGH COST method for relieving assets from your position

## Portfolio Activity Detail

### INFLOWS & OUTFLOWS

Settle Date	Type	Selection Method	Description	Quantity Cost	Per Unit Amount	PRINCIPAL Amount	INCOME Amount
1/2	Div Domestic		HARTFORD FINANCIAL SERVICES GROUP INC @ 0.18 PER SHARE (ID: 416515-10-4)	90,000	0.18		16.20
1/2	Div Domestic		UNION PACIFIC CORP @ 0.50 PER SHARE (ID: 907818-10-8)	35,000	0.50		17.50
1/2	Interest Income		DEPOSIT SWEEP INTEREST FOR 12/01/14 - 12/31/14 @ 0.03% RATE ON AVG COLLECTED BALANCE OF \$150,178.75 AS OF 01/01/15				3.84
1/5	Div Domestic		FLUOR CORP @ 0.21 PER SHARE (ID: 343412-10-2)	76,000	0.21		15.96
1/5	Foreign Dividend		ACE LTD NEW @ 0.65 PER SHARE (ID: H0023R-10-5)	69,000	0.65		44.85
1/5	Div Domestic		DOUBLELINE TOTAL RET BD-1 12/31/14 INCOME DIVIDEND @ 0.044 PER SHARE AS OF 12/31/14 (ID: 258620-10-3)	7,124,493	0.044		311.72
1/5	Div Domestic		GOLDMAN SACHS TR STRG INCM INST 12/31/14 INCOME DIVIDEND @ 0.021 PER SHARE AS OF 12/31/14 (ID: 38145C-64-6)	10,626,939	0.021		219.81
1/6	Div Domestic		PACCAR INC @ 1.00 PER SHARE (ID: 693718-10-8)	123,000	1.00		123.00
1/7	Div Domestic		PEPSICO INC @ 0.655 PER SHARE (ID: 713448-10-8)	47,000	0.655		30.79
1/7	Div Domestic		LAM RESEARCH CORP @ 0.18 PER SHARE (ID: 512807-10-8)	66,000	0.18		11.88



NELSON B DELAVAN FOUND, PART A ACCT. R53329000  
For the Period 1/1/15 to 12/31/15



006407302900100002755  
007407302900100002755

**INFLOWS & OUTFLOWS**

Settle Date	Type Selection Method	Description	Quantity Cost	Per Unit Amount	PRINCIPAL Amount	INCOME Amount
1/8	Div Domestic	WALT DISNEY CO @ 1.15 PER SHARE (ID: 254687-10-6)	50,000	1.15		57.50
1/8	Div Domestic	MERCK AND CO INC @ 0.45 PER SHARE (ID: 58933Y-10-5)	121,000	0.45		54.45
1/8	Div Domestic	JPM GLBL RES ENH INDEX FD - SEL FUND 3457 DEC ACCOUNT FEE OFFSET FROM JPMORGAN FOR USE OF AFFILIATED FUNDS (ID: 46637K-51-3)	17,952.272	0.004		74.26
1/8	Div Domestic	JPM CHINA REGION FD - SEL FUND 3810 DEC ACCOUNT FEE OFFSET FROM JPMORGAN FOR USE OF AFFILIATED FUNDS (ID: 4812A3-52-8)	1,795.297	0.028		50.97
1/8	Div Domestic	JPM SHORT DURATION BD FD - SEL FUND 3133 DEC ACCOUNT FEE OFFSET FROM JPMORGAN FOR USE OF AFFILIATED FUNDS (ID: 4812C1-33-0)	12,456.413	0.004		55.41
1/9	Foreign Dividend	SCHLUMBERGER LTD @ 0.40 PER SHARE (ID: 806857-10-8)	124,000	0.40		49.60
1/9	Div Domestic	PHILIP MORRIS INTERNATIONAL @ 1.00 PER SHARE (ID: 718172-10-9)	32,000	1.00		32.00
1/9	Div Domestic	FLOWSERVE CORP @ 0.16 PER SHARE (ID: 34354P-10-5)	36,000	0.16		5.76
1/15	Div Domestic	OCCIDENTAL PETROLEUM CORP @ 0.72 PER SHARE (ID: 674599-10-5)	159,000	0.72		114.48
1/15	Div Domestic	MONDELEZ INTERNATIONAL-WI @ 0.15 PER SHARE (ID: 609207-10-5)	138,000	0.15		20.70
1/16	Div Domestic	STATE STREET CORP @ 0.30 PER SHARE (ID: 857477-10-3)	58,000	0.30		17.40
1/16	Fees & Commissions	JPMORGAN CHASE TRUST FEE FOR THE PERIOD 10-17-2014 TO 01-16-2015 ON TOTAL MV \$3,819,573.94 INC \$5,592.29				(5,592.29)

J.P.Morgan



NELSON B DELAVAN FOUND. PART A ACCT. R53329000  
For the Period 1/1/15 to 12/31/15

**INFLOWS & OUTFLOWS**

Settle Date	Type Selection Method	Description	Quantity Cost	Per Unit Amount	PRINCIPAL Amount	INCOME Amount
1/20	Misc Receipt	STOP CHK 3325611 DTD 11/07/14 PAYABLE TO PITTSFORD SUTHERLAND WS 107776347				300.00
1/23	Cash Receipt	ACCOMODATION FOR TRADES ON 12/10/2014			19.54	
1/28	Grant Paid	PAID PITTSFORD SUTHERLAND HIGH SCHOOL PEGASUS LITERARY MAGAZINE REISSUE OF CHECK DATED 11.07.14 TREASURERS CHECK NO: 3409653				(300.00)
1/28	Div Domestic	COMCAST CORP CL A @ 0.225 PER SHARE (ID: 20030N-10-1)	194 000	0.225		43.65
1/28	Div Domestic	ORACLE CORP @ 0.12 PER SHARE (ID: 68389X-10-5)	134 000	0.12		16.08
1/30	Div Domestic	SPDR S&P 500 ETF TRUST @ 1.13492 PER SHARE (ID: 78462F-10-3)	2,172 000	1.135		2,465.05
1/30	Div Domestic	DANAHER CORP @ 0.10 PER SHARE (ID: 235651-10-2)	45 000	0.10		4.50
1/30	Div Domestic	DOW CHEMICAL CO @ 0.42 PER SHARE (ID: 260543-10-3)	104 000	0.42		43.68
1/30	Div Domestic	HUMANA INC @ 0.28 PER SHARE (ID: 444859-10-2)	44 000	0.28		12.32
1/30	Div Domestic	STRYKER CORP @ 0.345 PER SHARE (ID: 863667-10-1)	32 000	0.345		11.04
1/30	Div Domestic	JPM SHORT DURATION BD FD - SEL FUND 3133 @ 0.008 PER SHARE (ID: 4812C1-33-0)	12,456 413	0.008		99.65
2/2	Div Domestic	BRISTOL MYERS SQUIBB CO @ 0.37 PER SHARE (ID: 110122-10-8)	136 000	0.37		50.32
2/2	Div Domestic	VERIZON COMMUNICATIONS INC @ 0.55 PER SHARE (ID: 92343V-10-4)	134 000	0.55		73.70
2/2	Interest Income	DEPOSIT SWEEP INTEREST FOR 01/01/15 - 01/31/15 @ .03% RATE ON AVG COLLECTED BALANCE OF \$165,651.40 AS OF 02/01/15				4.18



NELSON B DELAVAN FOUND. PART A ACCT. R53329000  
For the Period 1/1/15 to 12/31/15



00640/301803100092/08  
007407302900100002756

**INFLOWS & OUTFLOWS**

Settle Date	Type Selection Method	Description	Quantity Cost	Per Unit Amount	PRINCIPAL Amount	INCOME Amount
2/2	Div Domestic	GENERAL MILLS INC @ 0.41 PER SHARE (ID: 370334-10-4)	47,000	0.41		19.27
2/2	Div Domestic	CVS HEALTH CORPORATION @ 0.35 PER SHARE (ID: 126650-10-0)	61,000	0.35		21.35
2/3	Div Domestic	DOUBLELINE TOTAL RET BD-101/30/15 INCOME DIVIDEND @ 0.036 PER SHARE AS OF 01/30/15 (ID: 258620-10-3)	7,124,493	0.036		258.21
2/3	Div Domestic	GOLDMAN SACHS TR STRG INCM INST 01/30/15 INCOME DIVIDEND @ 0.022 PER SHARE AS OF 01/30/15 (ID: 38145C-64-6)	10,626,939	0.022		229.63
2/4	Div Domestic	LOWES COMPANIES INC @ 0.23 PER SHARE (ID: 548661-10-7)	155,000	0.23		35.65
2/6	Div Domestic	YUM BRANDS INC @ 0.41 PER SHARE (ID: 988498-10-1)	78,000	0.41		31.98
2/6	Div Domestic	JPM GBL RES ENH INDEX FD - SEL FUND 3457 JAN ACCOUNT FEE OFFSET FROM JPMORGAN FOR USE OF AFFILIATED FUNDS (ID: 46637K-51-3)	18,694,004	0.005		94.87
2/6	Div Domestic	JPM CHINA REGION FD - SEL FUND 3810 JAN ACCOUNT FEE OFFSET FROM JPMORGAN FOR USE OF AFFILIATED FUNDS (ID: 4812A3-52-8)	1,795,297	0.029		52.85
2/6	Div Domestic	JPM SHORT DURATION BD FD - SEL FUND 3133 JAN ACCOUNT FEE OFFSET FROM JPMORGAN FOR USE OF AFFILIATED FUNDS (ID: 4812CT-33-0)	12,456,413	0.004		55.49
2/9	Div Domestic	MASCO CORP @ 0.09 PER SHARE (ID: 574599-10-6)	230,000	0.09		20.70
2/9	Div Domestic	MASTERCARD INC - CLASS A @ 0.16 PER SHARE (ID: 57636Q-10-4)	100,000	0.16		16.00
2/12	Div Domestic	APPLE INC @ 0.47 PER SHARE (ID: 037833-10-0)	217,000	0.47		101.99

**J.P. Morgan**



NELSON B DELAVAN FOUND, PART A ACCT. R53329000  
For the Period 1/1/15 to 12/31/15

### INFLOWS & OUTFLOWS

Settle Date	Type	Selection Method	Description	Quantity Cost	Per Unit Amount	PRINCIPAL Amount	INCOME Amount
2/13	Div Domestic		ABBOTT LABORATORIES @ 0.24 PER SHARE (ID: 002824-10-0)	61,000	0.24		14.64
2/13	Div Domestic		MARSH & MCLENNAN COMPANIES INC @ 0.28 PER SHARE (ID: 571748-10-2)	110,000	0.28		30.80
2/13	Div Domestic		MORGAN STANLEY @ 0.10 PER SHARE (ID: 617446-44-8)	238,000	0.10		23.80
2/17	Div Domestic		COLGATE PALMOLIVE CO @ 0.36 PER SHARE (ID: 194162-10-3)	39,000	0.36		14.04
2/17	Div Domestic		PROCTER & GAMBLE CO @ 0.6436 PER SHARE (ID: 742718-10-9)	86,000	0.644		55.35
2/20	Div Domestic		CAPITAL ONE FINANCIAL CORP @ 0.30 PER SHARE (ID: 14040H-10-5)	59,000	0.30		17.70
2/20	Div Domestic		NISOURCE INC @ 0.26 PER SHARE (ID: 65473P-10-5)	110,000	0.26		28.60
2/20	Div Domestic		PALL CORP @ 0.305 PER SHARE (ID: 696429-30-7)	31,000	0.305		9.46
2/20	Div Domestic		SCHWAB CHARLES CORP @ 0.06 PER SHARE (ID: 808513-10-5)	155,000	0.06		9.30
2/24	Div Domestic		HARMAN INTERNATIONAL INDUSTRY INC @ 0.33 PER SHARE (ID: 413086-10-9)	48,000	0.33		15.84
2/25	Div Domestic		ALCOA INC @ 0.03 PER SHARE (ID: 013817-10-1)	305,000	0.03		9.15
2/26	Div Domestic		JPM SHORT DURATION BD FD - SEL FUND 3133 @ 0.007 PER SHARE (ID 4812C1-33-0)	12,456,413	0.007		87.19
2/27	Div Domestic		CITIGROUP INC NEW @ 0.01 PER SHARE (ID: 172967-42-4)	206,000	0.01		2.06
2/27	Div Domestic		COSTCO WHOLESALE CORP @ 0.355 PER SHARE (ID: 22160K-10-5)	21,000	0.355		7.46



NELSON B DELAVAN FOUND, PART A ACCT. R53329000  
For the Period 1/1/15 to 12/31/15

**INFLOWS & OUTFLOWS**

Settle Date	Type Selection Method	Description	Quantity Cost	Per Unit Amount	PRINCIPAL Amount	INCOME Amount
2/27	Div Domestic	COSTCO WHOLESALE CORP @ 5.00 PER SHARE (ID: 22160K-10-5)	21,000	5.00		105.00
3/2	Div Domestic	BROADCOM CORP CL A @ 0.14 PER SHARE (ID 111320-10-7)	82,000	0.14		11.48
3/2	Interest Income	DEPOSIT SWEEP INTEREST FOR 02/01/15 - 02/28/15 @ .03% RATE ON AVG COLLECTED BALANCE OF \$178,674.20 AS OF 03/01/15				4.13
3/2	Div Domestic	KLA-TENCOR CORP @ 0.50 PER SHARE (ID: 482480-10-0)	101,000	0.50		50.50
3/2	Div Domestic	PHILLIPS 66 @ 0.50 PER SHARE (ID: 718546-10-4)	34,000	0.50		17.00
3/2	Div Domestic	WELLS FARGO & CO @ 0.35 PER SHARE (ID: 949746-10-1)	290,000	0.35		101.50
3/3	Div Domestic	DOUBLELINE TOTAL RET BD-1 02/27/15 INCOME DIVIDEND @ 0.033 PER SHARE AS OF 02/27/15 (ID: 258620-10-3)	7,124,493	0.033		233.10
3/3	Div Domestic	GOLDMAN SACHS TR STRG INCM INST 02/27/15 INCOME DIVIDEND @ 0.021 PER SHARE AS OF 02/27/15 (ID: 38145C-64-6)	10,626,939	0.021		220.66
3/5	Div Domestic	TJX COMPANIES INC @ 0.175 PER SHARE (ID: 872540-10-9)	57,000	0.175		9.98
3/5	Div Domestic	PACCAR INC @ 0.22 PER SHARE (ID: 693718-10-8)	123,000	0.22		27.06
3/6	Foreign Dividend	INVESCO LTD @ 0.25 PER SHARE (ID: G491BT-10-8)	88,000	0.25		22.00
3/6	Div Domestic	JPM GBL RES ENH INDEX FD - SEL FUND 3457 FEB ACCOUNT FEE OFFSET FROM JPMORGAN FOR USE OF AFFILIATED FUNDS (ID: 46637K-51-3)	18,694,004	0.005		89.44
3/6	Div Domestic	JPM CHINA REGION FD - SEL FUND 3810 FEB ACCOUNT FEE OFFSET FROM JPMORGAN FOR USE OF AFFILIATED FUNDS (ID: 4812A3-52-8)	1,795,297	0.027		48.19



NELSON B DELAVAN FOUND. PART A ACCT. R53329000  
For the Period 1/1/15 to 12/31/15

**INFLOWS & OUTFLOWS**

Settle Date	Type	Selection Method	Description	Quantity Cost	Per Unit Amount	PRINCIPAL Amount	INCOME Amount
3/6	Div Domestic		JPM SHORT DURATION BD FD - R6 FUND 3944 FEB ACCOUNT FEE OFFSET FROM JPMORGAN FOR USE OF AFFILIATED FUNDS (ID: 4812C0-16-7)	12,456.413	0.003		4.16
3/6	Div Domestic		JPM SHORT DURATION BD FD - SEL FUND 3133 FEB ACCOUNT FEE OFFSET FROM JPMORGAN FOR USE OF AFFILIATED FUNDS (ID: 4812C1-33-0)	12,456.413			37.60
3/10	Div Domestic		EXXON MOBIL CORP @ 0.69 PER SHARE (ID: 30231G-10-2)	45,000	0.69		31.05
3/10	Div Domestic		UNITED TECHNOLOGIES CORP @ 0.64 PER SHARE (ID: 913017-10-9)	101,000	0.64		64.64
3/10	Div Domestic		MARATHON OIL CORP @ 0.21 PER SHARE (ID: 565849-10-6)	141,000	0.21		29.61
3/10	Div Domestic		JOHNSON & JOHNSON @ 0.70 PER SHARE (ID: 478160-10-4)	149,000	0.70		104.30
3/10	Div Domestic		HONEYWELL INTERNATIONAL INC @ 0.5175 PER SHARE (ID: 438516-10-6)	123,000	0.517		63.65
3/12	Div Domestic		MICROSOFT CORP @ 0.31 PER SHARE (ID: 594918-10-4)	334,000	0.31		103.54
3/13	Div Domestic		E I DU PONT DE NEMOURS & CO @ 0.47 PER SHARE (ID: 263534-10-9)	66,000	0.47		31.02
3/13	Div Domestic		CSX CORP @ 0.16 PER SHARE (ID: 126408-10-3)	154,000	0.16		24.64
3/13	Div Domestic		METLIFE INC @ 0.35 PER SHARE (ID: 59156R-10-8)	167,000	0.35		58.45
3/16	Div Domestic		THE HERSHEY COMPANY @ 0.535 PER SHARE (ID: 427866-10-8)	19,000	0.535		10.17
3/16	Div Domestic		NEXTERA ENERGY INC @ 0.77 PER SHARE (ID: 65339F-10-1)	53,000	0.77		40.81



NELSON B DELAVAN FOUND. PART A ACCT. R53329000  
For the Period 1/1/15 to 12/31/15



007407302900100002758

### INFLOWS & OUTFLOWS

Settle Date	Type Selection Method	Description	Quantity Cost	Per Unit Amount	PRINCIPAL Amount	INCOME Amount
3/16	Div Domestic	TIME WARNER INC NEW @ 0.35 PER SHARE (ID: 887317-30-3)	175,000	0.35		61.25
3/16	Div Domestic	L-3 COMMUNICATIONS HOLDINGS INC @ 0.65 PER SHARE (ID: 502424-10-4)	43,000	0.65		27.95
3/17	Foreign Dividend	PERRIGO CO LTD @ 0.125 PER SHARE (ID: G97822-10-3)	29,000	0.125		3.63
3/17	FGN Tax Withheld	PERRIGO CO LTD TAX WITHHELD IRELAND 20 10% (ID: G97822-10-3)	29,000			(0.75)
3/19	Div Domestic	THE MOSAIC COMPANY NEW @ 0.25 PER SHARE (ID: 61945C-10-3)	130,000	0.25		32.50
3/24	Div Domestic	BLACKROCK INC @ 2.18 PER SHARE (ID: 09247X-10-1)	11,000	2.18		23.98
3/24	Div Domestic	GENERAL MOTORS CO @ 0.30 PER SHARE (ID: 37045V-10-0)	253,000	0.30		75.90
3/24	Div Domestic	UNITEDHEALTH GROUP INC @ 0.375 PER SHARE (ID: 91324P-10-2)	112,000	0.375		42.00
3/25	Div Domestic	QUALCOMM INC @ 0.42 PER SHARE (ID: 747525-10-3)	55,000	0.42		23.10
3/25	Div Domestic	ANADARKO PETROLEUM CORP @ 0.27 PER SHARE (ID: 032511-10-7)	83,000	0.27		22.41
3/26	Div Domestic	HOME DEPOT INC @ 0.59 PER SHARE (ID: 437076-10-2)	96,000	0.59		56.64
3/27	Div Domestic	BANK OF AMERICA CORP @ 0.05 PER SHARE (ID: 060505-10-4)	713,000	0.05		35.65
3/30	Div Domestic	UNION PACIFIC CORP @ 0.55 PER SHARE (ID: 907818-10-8)	35,000	0.55		19.25
3/30	Div Domestic	JPM SHORT DURATION BD FD - SEL FUND 3133 @ 0.006 PER SHARE (ID: 4812C1-33-0)	12,456,413	0.006		74.74

J.P. Morgan



NELSON B DELAVAN FOUND. PART A ACCT. R53329000  
For the Period 1/1/15 to 12/31/15

**INFLOWS & OUTFLOWS**

Settle Date	Type Selection Method	Description	Quantity Cost	Per Unit Amount	PRINCIPAL Amount	INCOME Amount
3/31	Div Domestic	PEPSICO INC @ 0.655 PER SHARE (ID: 713448-10-8)	47,000	0.655		30.79
3/31	Div Domestic	FIDELITY NATIONAL INFORMATION SERVICES @ 0.26 PER SHARE (ID: 31620M-10-6)	61,000	0.26		15.86
3/31	Foreign Dividend	AVAGO TECHNOLOGIES LTD @ 0.38 PER SHARE (ID: Y0486S-10-4)	114,000	0.38		43.32
3/31	Div Domestic	ISHARES CORE S&P MID-CAP ETF @ 0.481275 PER SHARE (ID: 464287-50-7)	2,137,000	0.481		1,028.48
4/1	Interest Income	DEPOSIT SWEEP INTEREST FOR 03/01/15 - 03/31/15 @ .03% RATE ON AVG COLLECTED BALANCE OF \$197,345.72 AS OF 04/01/15				4.96
4/1	Div Domestic	HARTFORD FINANCIAL SERVICES GROUP INC @ 0.18 PER SHARE (ID: 416515-10-4)	90,000	0.18		16.20
4/1	Div Domestic	CBS CORP CLASS B W/ @ 0.15 PER SHARE (ID: 124857-20-2)	64,000	0.15		9.60
4/1	Div Domestic	LAM RESEARCH CORP @ 0.18 PER SHARE (ID: 512807-10-8)	66,000	0.18		11.88
4/1	Div Domestic	COCA-COLA CO @ 0.33 PER SHARE (ID: 191216-10-0)	122,000	0.33		40.26
4/1	Div Domestic	GATEWAY FUND-Y 03/31/15 INCOME DIVIDEND @ 0.121 PER SHARE AS OF 03/31/15 (ID: 367829-88-4)	2,547,979	0.121		308.31
4/2	Div Domestic	DOUBLELINE TOTAL RET BD-1 03/31/15 INCOME DIVIDEND @ 0.039 PER SHARE AS OF 03/31/15 (ID: 258620-10-3)	7,124,493	0.039		275.75
4/2	Div Domestic	GOLDMAN SACHS TR STRG INCM INST 03/31/15 INCOME DIVIDEND @ 0.024 PER SHARE AS OF 03/31/15 (ID: 38145C-64-6)	10,626,939	0.024		253.43
4/7	Div Domestic	JPM GLBL RES ENH INDEX FD - SEL FUND 3457 MAR ACCOUNT FEE OFFSET FROM JPMORGAN FOR USE OF AFFILIATED FUNDS (ID: 46637K-51-3)	18,694,004	0.005		99.76



NELSON B DELAVAN FOUND. PART A ACCT. R53329000  
For the Period 1/1/15 to 12/31/15



007407302900100002759

**INFLOWS & OUTFLOWS**

Settle Date	Type Selection Method	Description	Quantity Cost	Per Unit Amount	PRINCIPAL Amount	INCOME Amount
4/7	Div Domestic	JPM CHINA REGION FD - SEL FUND 3810 MAR ACCOUNT FEE OFFSET FROM JPMORGAN FOR USE OF AFFILIATED FUNDS (ID: 4812A3-52-8)	1,795.297	0.03		53.56
4/7	Div Domestic	JPM SHORT DURATION BD FD - SEL FUND 3133 MAR ACCOUNT FEE OFFSET FROM JPMORGAN FOR USE OF AFFILIATED FUNDS (ID: 4812C1-33-0)	12,456.413	0.004		54.10
4/8	Div Domestic	MERCK AND CO INC @ 0.45 PER SHARE (ID: 58933Y-10-5)	139,000	0.45		62.55
4/10	Foreign Dividend	SCHLUMBERGER LTD @ 0.50 PER SHARE (ID: 806857-10-8)	164,000	0.50		82.00
4/13	Div Domestic	MONDELEZ INTERNATIONAL-WI @ 0.15 PER SHARE (ID: 609207-10-5)	138,000	0.15		20.70
4/15	Div Domestic	OCCIDENTAL PETROLEUM CORP @ 0.72 PER SHARE (ID: 674599-10-5)	173,000	0.72		124.56
4/15	Div Domestic	TWENTY FIRST CENTY FOX INC CL A @ 0.15 PER SHARE (ID: 90130A-10-1)	154,000	0.15		23.10
4/16	Div Domestic	STATE STREET CORP @ 0.30 PER SHARE (ID: 857477-10-3)	58,000	0.30		17.40
4/16	Fees & Commissions	JPMORGAN CHASE TRUST FEE FOR THE PERIOD 01-17-2015 TO 04-16-2015 ON TOTAL MV \$3,784,262.71 INC \$5,454.65				(5,454.65)
4/21	Foreign Dividend	ACE LTD NEW @ 0.65 PER SHARE (ID: H0023R-10-5)	69,000	0.65		44.85
4/22	Div Domestic	COMCAST CORP CL A @ 0.25 PER SHARE (ID: 20030N-10-1)	134,000	0.25		33.50
4/24	Div Domestic	HUMANA INC @ 0.28 PER SHARE (ID: 444859-10-2)	61,000	0.28		17.08
4/24	Div Domestic	AETNA INC @ 0.25 PER SHARE (ID: 00817Y-10-8)	32,000	0.25		8.00
4/28	Div Domestic	ORACLE CORP @ 0.15 PER SHARE (ID: 68389X-10-5)	134,000	0.15		20.10



NELSON B DELAVAN FOUND. PART A ACCT. R53329000  
For the Period 1/1/15 to 12/31/15

**INFLOWS & OUTFLOWS**

Settle Date	Type	Selection Method	Description	Quantity Cost	Per Unit Amount	PRINCIPAL Amount	INCOME Amount
4/29	Div Domestic		JPM SHORT DURATION BD FD - SEL FUND 3133 @ 0.009 PER SHARE (ID: 4812C1-33-0)	12,456.413	0.009		112.11
4/30	Div Domestic		SPDR S&P 500 ETF TRUST @ 0.93081 PER SHARE (ID: 78462F-10-3)	2,629 000	0.931		2,447.10
4/30	Div Domestic		STRYKER CORP @ 0.345 PER SHARE (ID: 863667-10-1)	32.000	0.345		11.04
5/1	Div Domestic		BRISTOL MYERS SQUIBB CO @ 0.37 PER SHARE (ID: 110122-10-8)	136.000	0.37		50.32
5/1	Interest Income		DEPOSIT SWEEP INTEREST FOR 04/01/15 - 04/30/15 @ .03% RATE ON AVG COLLECTED BALANCE OF \$206,312.14 AS OF 05/01/15				5.10
5/1	Div Domestic		VERIZON COMMUNICATIONS INC @ 0.55 PER SHARE (ID: 92343V-10-4)	134.000	0.55		73.70
5/1	Div Domestic		YUM BRANDS INC @ 0.41 PER SHARE (ID: 988498-10-1)	39.000	0.41		15.99
5/4	Div Domestic		CVS HEALTH CORPORATION @ 0.35 PER SHARE (ID: 126650-10-0)	61.000	0.35		21.35
5/4	Div Domestic		DOUBLELINE TOTAL RET BD-1 04/30/15 INCOME DIVIDEND @ 0.037 PER SHARE AS OF 04/30/15 (ID: 258620-10-3)	7,124.493	0.037		265.17
5/4	Div Domestic		GOLDMAN SACHS TR STRG INCM INST 04/30/15 INCOME DIVIDEND @ 0.028 PER SHARE AS OF 04/30/15 (ID: 38145C-64-6)	10,626 939	0.028		292.77
5/6	Div Domestic		LOWES COMPANIES INC @ 0.23 PER SHARE (ID: 548661-10-7)	155.000	0.23		35.65
5/7	Div Domestic		JPM GLBL RES ENH INDEX FD - SEL FUND 3457 APR ACCOUNT FEE OFFSET FROM JPMORGAN FOR USE OF AFFILIATED FUNDS (ID: 46637K-51-3)	18,694.004	0.005		94.13



NELSON B DELAVAN FOUND. PART A ACCT. R53329000  
For the Period 1/1/15 to 12/31/15

### INFLOWS & OUTFLOWS

Settle Date	Type Selection Method	Description	Quantity Cost	Per Unit Amount	PRINCIPAL Amount	INCOME Amount
5/7	Div Domestic	JPM CHINA REGION FD - SEL FUND 3810 APR ACCOUNT FEE OFFSET FROM JPMORGAN FOR USE OF AFFILIATED FUNDS (ID: 4812A3-52-8)	1,795.297	0.031		56.49
5/7	Div Domestic	JPM SHORT DURATION BD FD - SEL FUND 3133 APR ACCOUNT FEE OFFSET FROM JPMORGAN FOR USE OF AFFILIATED FUNDS (ID: 4812C1-33-0)	12,456.413	0.004		52.51
5/8	Div Domestic	MASTERCARD INC - CLASS A @ 0.16 PER SHARE (ID: 57636Q-10-4)	100.000	0.16		16.00
5/8	Div Domestic	PALL CORP @ 0.305 PER SHARE (ID: 696429-30-7)	43.000	0.305		13.12
5/11	Div Domestic	MASCO CORP @ 0.09 PER SHARE (ID: 574599-10-6)	230.000	0.09		20.70
5/12	Federal Excise Tax	2014 990PF EXT EFTPS 16-6260274 2014 990PF EXT EFTPS 16-6260274				(7,600.00)
5/14	Div Domestic	APPLE INC. @ 0.52 PER SHARE (ID: 037833-10-0)	217.000	0.52		112.84
5/15	Foreign Dividend	ACCENTURE PLC-CL A @ 1 02 PER SHARE (ID: G1151C-10-1)	49.000	1.02		49.98
5/15	FGN Tax Withheld	ACCENTURE PLC-CL A TAX WITHHELD IRELAND 20.00% (ID: G1151C-10-1)	49.000			(10.00)
5/15	Div Domestic	MARSH & MCLENNAN COMPANIES INC @ 0 28 PER SHARE (ID: 571748-10-2)	110.000	0 28		30 80
5/15	Div Domestic	ABBOTT LABORATORIES @ 0.24 PER SHARE (ID: 002824-10-0)	61.000	0.24		14 64
5/15	Div Domestic	COLGATE PALMOLIVE CO @ 0.38 PER SHARE (ID: 194162-10-3)	39.000	0.38		14.82
5/15	Div Domestic	PROCTER & GAMBLE CO @ 0.6629 PER SHARE (ID: 742718-10-9)	86.000	0.663		57.01
5/15	Div Domestic	MORGAN STANLEY @ 0.15 PER SHARE (ID: 617446-44-8)	256 000	0.15		38.40

J.P. Morgan



NELSON B DELAVAN FOUND. PART A ACCT. R53329000  
For the Period 1/1/15 to 12/31/15

**INFLOWS & OUTFLOWS**

Settle Date	Type Selection Method	Description	Quantity Cost	Per Unit Amount	PRINCIPAL Amount	INCOME Amount
5/15	Div Domest	COSTCO WHOLESALE CORP @ 0.40 PER SHARE (ID: 22160K-10-5)	21,000	0.40		8.40
5/18	Misc Receipt	TRANSFER TO COVER INCOME DISTRIBUTION				82,659.00
5/18	Misc Debit	INTERNAL TRANSFER OF FUNDS FROM R53329000 TO R53329000 TRANSFER TO COVER INCOME DISTRIBUTION			(82,659.00)	
5/18	Grant Paid	PAID BETWEEN THE LAKES COMMUNITY SERVICE PLAYERS SUMMER MUSICAL TREASURERS CHECK NO: 3520018				(6,000.00)
5/18	Grant Paid	PAID EDITH B FORD MEMORIAL LIBRARY OF OVID NEW YORK EXPRESS YOURSELF 2015-2016 TREASURERS CHECK NO: 3520019				(6,000.00)
5/18	Grant Paid	PAID AMERICAN LANDMARK FESTIVALS, INC. GENEVA LIGHT OPERA PRODUCTION OF MOZART'S COSI FAN TUTTE TREASURERS CHECK NO: 3520020				(6,000.00)
5/18	Grant Paid	PAID FINGER LAKES CULTURAL AND NATURAL HISTORY MUSEUM CREEKSIDE CENTER OUTFITTING TREASURERS CHECK NO: 3520021				(5,000.00)
5/18	Grant Paid	PAID CHRIST EPISCOPAL CHURCH LAKE COUNTRY HOMETOWN MUSIC SERIES TREASURERS CHECK NO: 3520022				(3,500.00)
5/18	Grant Paid	PAID GENEVA READS, INC. GENEVA READS, INC. TREASURERS CHECK NO: 3520023				(5,000.00)
5/18	Grant Paid	PAID AUBURN PUBLIC THEATER, INC. YOUTH PERFORMANCE ARTS EDUCATIONAL PROGRAMMING TREASURERS CHECK NO: 3520024				(3,500.00)
5/18	Grant Paid	PAID LITERACY VOLUNTEERS OF SENECA COUNTY, INC. PROGRAM REVISIONS TO COMPLY WITH COMMON CORE REQUIREMENTS TREASURERS CHECK NO: 3520025				(2,000.00)



NELSON B DELAVAN FOUND. PART A ACCT. R53329000  
For the Period 1/1/15 to 12/31/15

**INFLOWS & OUTFLOWS**

Settle Date	Type Selection Method	Description	Quantity Cost	Per Unit Amount	PRINCIPAL Amount	INCOME Amount
5/18	Grant Paid	PAID GENEVA HISTORICAL SOCIETY ROSE HILL CONCERT SERIES TREASURERS CHECK NO: 3520026				(2,000.00)
5/18	Grant Paid	PAID BACKBONE RIDGE HISTORY GROUP OF SCHUYLER AND SENECA PUBLICATIONS AND PROMOTION TREASURERS CHECK NO. 3520027				(1,130.00)
5/18	Grant Paid	PAID BACKBONE RIDGE HISTORY GROUP OF SCHUYLER AND SENECA PUBLIC PROGRAM SUPPORT TREASURERS CHECK NO: 3520028				(1,086.00)
5/18	Grant Paid	PAID GENEVA PUBLIC LIBRARY LEARN TO PAINT TREASURERS CHECK NO: 3520029				(825.00)
5/18	Grant Paid	PAID BACKBONE RIDGE HISTORY GROUP OF SCHUYLER AND SENECA REYNOLDSVILLE CEMETERY MARKER TREASURERS CHECK NO: 3520030				(750.00)
5/18	Grant Paid	PAID ROMULUS FOUNDATION FOR EDUCATIONAL OPPORTUNITIES, INC. HIGH SCHOOL FINE ARTS SEMINAR BEGINNER BAND INSTRUMENTS & ELEMENTARY FINE ARTS PROGRAM TREASURERS CHECK NO. 3520031				(8,000.00)
5/18	Grant Paid	PAID SCHWEINFURTH MEMORIAL ART CENTER SUMMER EXHIBITS INDUSTRIAL NATURE TREASURERS CHECK NO: 3520032				(5,000.00)
5/18	Grant Paid	PAID SENECA FALLS LIBRARY SENECA FALLS COMMUNITY ENRICHMENT PROJECT TREASURERS CHECK NO: 3520033				(5,000.00)
5/18	Grant Paid	PAID SMITH CENTER FOR THE ARTS, INC. ARTSMART EDUCATIONAL THEATRE TREASURERS CHECK NO. 3520034				(5,000.00)
5/18	Grant Paid	PAID ST. PETERS CHURCH ST. PETER'S COMMUNITY ARTS ACADEMY TREASURERS CHECK NO. 3520035				(5,000.00)

J.P. Morgan



NELSON B DELAVAN FOUND. PART A ACCT. R53329000  
For the Period 1/1/15 to 12/31/15

**INFLOWS & OUTFLOWS**

Settle Date	Type Selection Method	Description	Quantity Cost	Per Unit Amount	PRINCIPAL Amount	INCOME Amount
5/18	Grant Paid	PAID LODI HISTORICAL SOCIETY MUSIC & HISTORY @ LODI TREASURERS CHECK NO. 3520036				(5,000.00)
5/18	Grant Paid	PAID LODI WHITTIER FREE LIBRARY ASSN. ARTS & ARTISAN SERIES TREASURERS CHECK NO: 3520037				(5,000.00)
5/18	Grant Paid	PAID SENECA FALLS ITS A WONDERFUL LIFE MUSEUM AND ARCHIVES SHARING THE HISTORY AND THE MESSAGE OF IT'S A WONDERFUL LIFE THROUGHOUT THE YR TREASURERS CHECK NO: 3520038				(5,000.00)
5/18	Grant Paid	PAID INTERLAKEN HISTORICAL SOCIETY TELLING THE STORIES, YESTERDAY AND TODAY TREASURERS CHECK NO: 3520039				(4,380.00)
5/18	Grant Paid	PAID SENECA 2000, INC. CIVIL WAR LIVING HISTORY ENCAMPMENT & PAINTING IN PLEIN AIR ART SHOW - CELEBRATE COMMEMORATE MEMORIAL DAY TREASURERS CHECK NO. 3520040				(4,000.00)
5/18	Grant Paid	PAID SENECA FALLS HISTORICAL SOCIETY BRINGING LITERATURE AND MUSIC TO SENECA FALLS TREASURERS CHECK NO. 3520041				(3,650.00)
5/18	Grant Paid	PAID SENECA FALLS ROTARY SERVICE FOUNDATION, INC. WINE, WATER & ALL THAT JAZZ MUSIC FESTIVAL TREASURERS CHECK NO. 3520042				(3,500.00)
5/18	Grant Paid	PAID MACEDON PUBLIC LIBRARY LYRICAL LITERACY TREASURERS CHECK NO: 3520043				(3,500.00)
5/18	Grant Paid	PAID REYNOLDS BATTERY L. FIRST NY LIGHT ARTILLERY SENECA COUNTY CIVIL WAR DAY AT ROSE HILL MANSION TREASURERS CHECK NO: 3520044				(3,000.00)
5/18	Grant Paid	PAID INTERLAKEN HISTORICAL SOCIETY TRAINS IN THE VILLAGE TREASURERS CHECK NO: 3520045				(2,500.00)



NELSON B DELAVAN FOUND, PART A ACCT. R53329000  
For the Period 1/1/15 to 12/31/15



007407302900100002762

**INFLOWS & OUTFLOWS**

Settle Date	Type Selection Method	Description	Quantity Cost	Per Unit Amount	PRINCIPAL Amount	INCOME Amount
5/18	Grant Paid	PAID ITS A WONDERFUL LIFE SENECA FALLS, INC IT'S A WONDERFUL LIFE - 69TH ANNIVERSARY SCREENING - FESTIVAL COMMITTEE TREASURERS CHECK NO: 3520046				(2,500.00)
5/18	Grant Paid	PAID TRUMANSBURG CONSERVATORY OF FINE ARTS COMMUNITY FIELD TRIP TO FARMERS MKT & FENIMORE HOUSE ART MUSEUM TREASURERS CHECK NO. 3520047				(2,500.00)
5/18	Grant Paid	PAID TRUMANSBURG AFTER SCHOOL PROGRAM, INC. YOUTH ENRICHMENT PROGRAM TREASURERS CHECK NO: 3520048				(2,250.00)
5/18	Grant Paid	PAID WATERLOO LIBRARY AND HISTORICAL SOCIETY SUMMER READING 2015. INSPIRING EVERYDAY HEROES TREASURERS CHECK NO: 3520049				(2,195.00)
5/18	Grant Paid	PAID ULYSSES PHILOMATHIC LIBRARY TWEEN/TEEN SUMMER READING PROGRAM TREASURERS CHECK NO: 3520050				(2,000.00)
5/20	Div Domestic	NISOURCE INC @ 0.26 PER SHARE (ID: 66473P-10-5)	133 000	0.26		34.58
5/20	Misc Receipt	TRANSFER FROM TRUST A/C TO TRUST A/C TRANSFER PRINCIPAL TO INCOME				230,000.00
5/20	Misc Debit	INTERNAL TRANSFER OF FUNDS FROM R53329000 TO R53329000 PRINCIPAL TO INCOME TRANSFER			(230,000.00)	
5/20	Grant Paid	PAID LODI WHITTIER FREE LIBRARY ASSN CONSTRUCTION OF A NEW LIBRARY BUILDING TREASURERS CHECK NO: 3522544				(230,000.00)
5/21	Div Domestic	CAPITAL ONE FINANCIAL CORP @ 0.40 PER SHARE (ID: 14040H-10-5)	59 000	0.40		23 60
5/22	Div Domestic	CONSTELLATION BRANDS INC A @ 0.31 PER SHARE (ID 21036P-10-8)	32,000	0.31		9.92



NELSON B DELAVAN FOUND. PART A ACCT. R53329000  
For the Period 1/1/15 to 12/31/15

**INFLOWS & OUTFLOWS**

Settle Date	Type	Selection Method	Description	Quantity Cost	Per Unit Amount	PRINCIPAL Amount	INCOME Amount
5/22	Div Domestic		SCHWAB CHARLES CORP @ 0.06 PER SHARE (ID: 808513-10-5)	164,000	0.06		9.84
5/22	Div Domestic		CITIGROUP INC NEW @ 0.05 PER SHARE (ID: 172967-42-4)	151,000	0.05		7.55
5/26	Div Domestic		HARMAN INTERNATIONAL INDUSTRY INC @ 0.33 PER SHARE (ID: 413086-10-9)	48,000	0.33		15.84
5/28	Div Domestic		JPM SHORT DURATION BD FD - SEL FUND 3133 @ 0.007 PER SHARE (ID: 4812C1-33-0)	9,931,336	0.007		69.52
6/1	Interest Income		DEPOSIT SWEEP INTEREST FOR 05/01/15 - 05/31/15 @ .03% RATE ON AVG COLLECTED BALANCE OF \$263,923.50 AS OF 06/01/15				6.68
6/1	Div Domestic		WELLS FARGO & CO @ 0.375 PER SHARE (ID: 949746-10-1)	290,000	0.375		108.75
6/1	Div Domestic		KLA-TENCOR CORP @ 0.50 PER SHARE (ID: 482480-10-0)	55,000	0.50		27.50
6/1	Div Domestic		PHILLIPS 66 @ 0.56 PER SHARE (ID: 718546-10-4)	43,000	0.56		24.08
6/2	Div Domestic		PFIZER INC @ 0.28 PER SHARE (ID: 717081-10-3)	179,000	0.28		50.12
6/2	Div Domestic		DOUBLELINE TOTAL RET BD-1 05/29/15 INCOME DIVIDEND @ 0.039 PER SHARE AS OF 05/29/15 (ID: 258620-10-3)	6,572,216	0.039		255.80
6/2	Div Domestic		GOLDMAN SACHS TR STRG INCM INST 05/29/15 INCOME DIVIDEND @ 0.028 PER SHARE AS OF 05/29/15 (ID: 38145C-64-6)	10,626,939	0.028		293.50
6/4	Div Domestic		TJX COMPANIES INC @ 0.21 PER SHARE (ID: 872540-10-9)	57,000	0.21		11.97
6/5	Foreign Dividend		INVESCO LTD @ 0.27 PER SHARE (ID: G491BT-10-8)	72,000	0.27		19.44
6/5	Div Domestic		PACCAR INC @ 0.22 PER SHARE (ID: 693718-10-8)	102,000	0.22		22.44



NELSON B DELAVAN FOUND. PART A ACCT. R53329000  
For the Period 1/1/15 to 12/31/15



007407302900100002763

**INFLOWS & OUTFLOWS**

Settle Date	Type	Selection Method	Description	Quantity Cost	Per Unit Amount	PRINCIPAL Amount	INCOME Amount
6/5	Div Domestic		JPM GBL RES ENH INDEX FD - SEL FUND 3457 MAY ACCOUNT FEE OFFSET FROM JPMORGAN FOR USE OF AFFILIATED FUNDS (ID: 46637K-51-3)	16,780.976	0.006		92.32
6/5	Div Domestic		JPM CHINA REGION FD - SEL FUND 3810 MAY ACCOUNT FEE OFFSET FROM JPMORGAN FOR USE OF AFFILIATED FUNDS (ID: 4812A3-52-8)	1,411.657	0.037		52.10
6/5	Div Domestic		JPM SHORT DURATION BD FD - SEL FUND 3133 MAY ACCOUNT FEE OFFSET FROM JPMORGAN FOR USE OF AFFILIATED FUNDS (ID: 4812C1-33-0)	9,931.336	0.005		48.53
6/9	Div Domestic		JOHNSON & JOHNSON @ 0.75 PER SHARE (ID: 478160-10-4)	82.000	0.75		61.50
6/10	Div Domestic		UNITED TECHNOLOGIES CORP @ 0.64 PER SHARE (ID: 913017-10-9)	71.000	0.64		45.44
6/10	Div Domestic		MARATHON OIL CORP @ 0.21 PER SHARE (ID: 565849-10-6)	117.000	0.21		24.57
6/10	Div Domestic		HONEYWELL INTERNATIONAL INC @ 0.5175 PER SHARE (ID: 438516-10-6)	102.000	0.518		52.79
6/11	Div Domestic		MICROSOFT CORP @ 0.31 PER SHARE (ID: 594918-10-4)	276.000	0.31		85.56
6/12	Div Domestic		METLIFE INC @ 0.375 PER SHARE (ID: 59156R-10-8)	123.000	0.375		46.13
6/12	Div Domestic		E I DU PONT DE NEMOURS & CO @ 0.49 PER SHARE (ID: 263534-10-9)	46.000	0.49		22.54
6/12	Foreign Dividend		TE CONNECTIVITY LTD @ 0.33 PER SHARE (ID: H84989-10-4)	52.000	0.33		17.16
6/15	Div Domestic		L-3 COMMUNICATIONS HOLDINGS INC @ 0.65 PER SHARE (ID: 502424-10-4)	35.000	0.65		22.75
6/15	Div Domestic		THE HERSHEY COMPANY @ 0.535 PER SHARE (ID: 427866-10-8)	19.000	0.535		10.17

**J.P. Morgan**



NELSON B DELAVAN FOUND, PART A ACCT. R53329000  
For the Period 1/1/15 to 12/31/15

**INFLOWS & OUTFLOWS**

Settle Date	Type Selection Method	Description	Quantity Cost	Per Unit Amount	PRINCIPAL Amount	INCOME Amount
6/15	Div Domestic	BROADCOM CORP CL A @ 0.14 PER SHARE (ID: 111320-10-7)	68 000	0.14		9.52
6/15	Div Domestic	NEXTERA ENERGY INC @ 0.77 PER SHARE (ID: 65339F-10-1)	44.000	0.77		33.88
6/15	Div Domestic	TIME WARNER INC NEW @ 0.35 PER SHARE (ID: 887317-30-3)	144.000	0.35		50.40
6/15	Name Change	ACTAVIS, INC. NAME CHANGE TO ALLERGAN PLC, CUSIP: G0177J108. (ID: G0083B-10-8)	(24 000) (5,832.97)			
6/15	Name Change	ALLERGAN PLC NAME CHANGE FROM ACTAVIS, INC CUSIP: G0083B108. (ID: G0177J-10-8)	24.000 5,832.97			
6/16	Foreign Dividend	PERRIGO CO LTD @ 0.125 PER SHARE (ID: G97822-10-3)	24.000	0.125		3.00
6/16	FGN Tax Withheld	PERRIGO CO LTD TAX WITHHELD IRELAND 20.00% (ID: G97822-10-3)	24 000			(0.60)
6/18	Div Domestic	HOME DEPOT INC @ 0.59 PER SHARE (ID: 437076-10-2)	79.000	0.59		46.61
6/18	Div Domestic	THE MOSAIC COMPANY NEW @ 0.275 PER SHARE (ID: 61945C-10-3)	107.000	0.275		29.43
6/22	Div Domestic	PIMCO COMMODITY PL STRAT-P 06/18/15 INCOME DIVIDEND @ 0.036 PER SHARE AS OF 06/18/15 (ID: 72201P-16-7)	5,159.105	0.037		188.31
6/23	Div Domestic	BLACKROCK INC @ 2.18 PER SHARE (ID: 09247X-10-1)	9.000	2.18		19.62
6/23	Div Domestic	GENERAL MOTORS CO @ 0.36 PER SHARE (ID: 37045V-10-0)	181 000	0.36		65.16
6/24	Div Domestic	HALLIBURTON CO @ 0.18 PER SHARE (ID: 406216-10-1)	90.000	0.18		16.20



NELSON B DELAVAN FOUND. PART A ACCT. R53329000  
 For the Period 1/1/15 to 12/31/15

**INFLOWS & OUTFLOWS**

Settle Date	Type	Description	Quantity	Per Unit	PRINCIPAL	INCOME
	Selection Method		Cost	Amount	Amount	Amount
6/24	Fees & Commissions	2014 CHAR500 AG 990 30-40-65 16-6260274 TREASURERS CHECK NO. 3554741				(250.00)
6/24	Div Domestic	ANADARKO PETROLEUM CORP @ 0 27 PER SHARE (ID: 032511-10-7)	69,000	0 27		18.63
6/24	Div Domestic	UNITEDHEALTH GROUP INC @ 0 50 PER SHARE (ID: 91324P-10-2)	93,000	0 50		46.50
6/26	Div Domestic	BANK OF AMERICA CORP @ 0 05 PER SHARE (ID: 060505-10-4)	589,000	0 05		29.45
6/29	Div Domestic	JPM SHORT DURATION BD FD - SEL FUND 3133 @ 0.009 PER SHARE (ID 4812C1-33-0)	9,931,336	0.009		89.38
6/29	Div Domestic	GILEAD SCIENCES INC @ 0.43 PER SHARE (ID: 375558-10-3)	41,000	0 43		17.63
6/29	Div Domestic	GATEWAY FUND-Y 06/26/15 INCOME DIVIDEND @ 0 297 PER SHARE AS OF 06/26/15 (ID: 367829-88-4)	2,547,979	0.297		756.49
6/30	Div Domestic	UNION PACIFIC CORP @ 0.55 PER SHARE (ID: 907818-10-8)	33,000	0 55		18.15
6/30	Div Domestic	PEPSICO INC @ 0 7025 PER SHARE (ID. 713448-10-8)	39,000	0.703		27 40
6/30	Div Domestic	FIDELITY NATIONAL INFORMATION SERVICES @ 0 26 PER SHARE (ID: 31620M-10-6)	68,000	0 26		17.68
6/30	Foreign Dividend	AVAGO TECHNOLOGIES LTD @ 0 40 PER SHARE (ID: Y0486S-10-4)	93,000	0 40		37.20
6/30	Div Domestic	ISHARES CORE S&P MID-CAP ETF @ 0 473273 PER SHARE (ID. 464287-50-7)	1,906,000	0 473		902 06
7/1	Div Domestic	HARTFORD FINANCIAL SERVICES GROUP INC @ 0 18 PER SHARE (ID: 416515-10-4)	75,000	0 18		13 50



NELSON B DELAVAN FOUND, PART A ACCT. R53329000  
For the Period 1/1/15 to 12/31/15

**INFLOWS & OUTFLOWS**

Settle Date	Type Selection Method	Description	Quantity Cost	Per Unit Amount	PRINCIPAL Amount	INCOME Amount
7/1	Receipt of Assets	TOPBUILD CORP-W/ SPIN-OFF - HOLDERS RECEIVE 1 NEW SHARE FOR EVERY 9 SHARES OF MASCO CORP, CUSIP: 574599106, HELD. (ID: 89055F-10-3)	21,000 2,602.51			
7/1	Receipt of Assets	CHEMOURS COMPANY SPIN-OFF - HOLDERS RECEIVE 1 SHARE FOR EVERY FIVE SHARES OF E.I. DU PONT DE NEMOURS & COMPANY, CUSIP: 263534109, HELD. (ID: 163851-10-8)	9,000 3,121.93			
7/1	Interest Income	DEPOSIT SWEEP INTEREST FOR 06/01/15 - 06/30/15 @ 03% RATE ON AVG COLLECTED BALANCE OF \$198,916.61 AS OF 07/01/15				4.80
7/1	Div Domestic	MCKESSON CORP @ 0.24 PER SHARE (ID: 58155Q-10-3)	23,000	0.24		5.52
7/1	Div Domestic	CBS CORP CLASS B W/ @ 0.15 PER SHARE (ID: 124857-20-2)	70,000	0.15		10.50
7/1	Div Domestic	LAM RESEARCH CORP @ 0.30 PER SHARE (ID: 512807-10-8)	79,000	0.30		23.70
7/1	Div Domestic	COCA-COLA CO @ 0.33 PER SHARE (ID: 191216-10-0)	101,000	0.33		33.33
7/1	Div Domestic	ISHARES MSCI EAFE INDEX FUND @ 1.11288 PER SHARE (ID: 464287-46-5)	3,205,000	1.111		3,561.68
7/2	Receipt of Assets	COLUMBIA PIPELINE GROUP -W/ SPIN-OFF - HOLDERS RECEIVE 1 SHARE FOR EACH SHARE OF NISOURCE INC. CUSIP: 65473P105, HELD. (ID: 198280-10-9)	110,000 3,473.08			
7/2	Div Domestic	DOUBLELINE TOTAL RET BD-1 06/30/15 INCOME DIVIDEND @ 0.038 PER SHARE AS OF 06/30/15 (ID: 258620-10-3)	6,572.216	0.038		249.54
7/2	Div Domestic	GOLDMAN SACHS TR STRG INCM INST 06/30/15 INCOME DIVIDEND @ 0.029 PER SHARE AS OF 06/30/15 (ID: 38145C-64-6)	10,626.939	0.029		309.60



NELSON B DELAVAN FOUND, PART A ACCT. R53329000  
For the Period 1/1/15 to 12/31/15

### INFLOWS & OUTFLOWS

Settle Date	Type Selection Method	Description	Quantity Cost	Per Unit Amount	PRINCIPAL Amount	INCOME Amount
7/7	Div Domestic	JPM GLBL RES ENH INDEX FD - SEL FUND 3457 JUN ACCOUNT FEE OFFSET FROM JPMORGAN FOR USE OF AFFILIATED FUNDS (ID: 46637K-51-3)	16,780.976	0.005		84.90
7/7	Div Domestic	JPM CHINA REGION FD - SEL FUND 3810 JUN ACCOUNT FEE OFFSET FROM JPMORGAN FOR USE OF AFFILIATED FUNDS (ID: 4812A3-52-8)	1,411.657	0.032		44.57
7/7	Div Domestic	JPM SHORT DURATION BD FD - SEL FUND 3133 JUN ACCOUNT FEE OFFSET FROM JPMORGAN FOR USE OF AFFILIATED FUNDS (ID: 4812C1-33-0)	9,931.336	0.004		43.23
7/8	Div Domestic	MERCK AND CO INC @ 0.45 PER SHARE (ID: 58933Y-10-5)	98,000	0.45		44.10
7/10	Foreign Dividend	SCHLUMBERGER LTD @ 0.50 PER SHARE (ID: 806857-10-6)	69,000	0.50		34.50
7/10	Div Domestic	TIFFANY & CO @ 0.40 PER SHARE (ID: 886547-10-8)	29,000	0.40		11.60
7/13	Div Domestic	MONDELEZ INTERNATIONAL-W/A @ 0.15 PER SHARE (ID: 609207-10-5)	115,000	0.15		17.25
7/15	Div Domestic	OCCIDENTAL PETROLEUM CORP @ 0.75 PER SHARE (ID: 674599-10-5)	145,000	0.75		108.75
7/16	Div Domestic	STATE STREET CORP @ 0.34 PER SHARE (ID: 857477-10-3)	48,000	0.34		16.32
7/16	Fees & Commissions	JPMORGAN CHASE TRUST FEE FOR THE PERIOD 04-17-2015 TO 07-16-2015 ON TOTAL MV \$3,881,345 15 INC \$5,559.79				(5,559.79)
7/21	Foreign Dividend	ACE LTD NEW @ 0.67 PER SHARE (ID: H0023R-10-5)	58,000	0.67		38.86
7/22	Div Domestic	COMCAST CORP CL A @ 0.25 PER SHARE (ID: 20030N-10-1)	111,000	0.25		27.75
7/29	Div Domestic	WALT DISNEY CO @ 0.66 PER SHARE (ID: 254687-10-6)	41,000	0.66		27.06

J.P. Morgan

Page 41 of 190



NELSON B DELAVAN FOUND. PART A ACCT. R53329000  
For the Period 1/1/15 to 12/31/15

**INFLWS & OUTFLOWS**

Settle Date	Type Selection Method	Description	Quantity Cost	Per Unit Amount	PRINCIPAL Amount	INCOME Amount
7/29	Div Domestic	ORACLE CORP @ 0.15 PER SHARE (ID: 68389X-10-5)	89,000	0.15		13.35
7/30	Div Domestic	DOW CHEMICAL CO @ 0.42 PER SHARE (ID: 260543-10-3)	54,000	0.42		22.68
7/30	Div Domestic	JPM GBL BD OPP FD -SEL FUND 3294 @ 0.042 PER SHARE (ID: 46637K-68-7)	6,974.075	0.042		292.91
7/30	Div Domestic	JPM SHORT DURATION BD FD - SEL FUND 3133 @ 0.01 PER SHARE (ID: 4812C1-33-0)	9,931.336	0.01		99.31
7/31	Div Domestic	SPDR S&P 500 ETF TRUST @ 1.03007 PER SHARE (ID: 78462F-10-3)	2,629,000	1.03		2,708.05
7/31	Div Domestic	HUMANA INC @ 0.29 PER SHARE (ID: 444859-10-2)	51,000	0.29		14.79
7/31	Div Domestic	AETNA INC @ 0.25 PER SHARE (ID: 00817Y-10-8)	41,000	0.25		10.25
8/3	Div Domestic	BRISTOL MYERS SQUIBB CO @ 0.37 PER SHARE (ID: 110122-10-8)	112,000	0.37		41.44
8/3	Div Domestic	AT&T INC @ 0.47 PER SHARE (ID: 00206R-10-2)	143,000	0.47		67.21
8/3	Interest Income	DEPOSIT SWEEP INTEREST FOR 07/01/15 - 07/31/15 @ 0.3% RATE ON AVG COLLECTED BALANCE OF \$205,457.20 AS OF 08/01/15				5.20
8/3	Div Domestic	CVS HEALTH CORPORATION @ 0.35 PER SHARE (ID: 126650-10-0)	36,000	0.35		12.60
8/4	Div Domestic	DOUBLELINE TOTAL RET BD-1 07/31/15 INCOME DIVIDEND @ 0.040 PER SHARE AS OF 07/31/15 (ID: 258620-10-3)	6,572.216	0.04		259.62
8/4	Div Domestic	GOLDMAN SACHS TR STRG INCM INST 07/31/15 INCOME DIVIDEND @ 0.030 PER SHARE AS OF 07/31/15 (ID: 38145C-64-6)	7,078.146	0.043		304.62
8/5	Div Domestic	LOWES COMPANIES INC @ 0.28 PER SHARE (ID: 548661-10-7)	124,000	0.28		34.72



NELSON B DELAVAN FUND, PART A ACCT. R53329000  
For the Period 1/1/15 to 12/31/15

007407302900100002766

**INFLOWS & OUTFLOWS**

Settle Date	Type	Selection Method	Description	Quantity Cost	Per Unit Amount	PRINCIPAL Amount	INCOME Amount
8/7	Div Domestic		YUM BRANDS INC @ 0.41 PER SHARE (ID: 988498-10-1)	32 000	0.41		13.12
8/7	Div Domestic		JPM GLBL RES ENH INDEX FD - SEL FUND 3457 JUL ACCOUNT FEE OFFSET FROM JPMORGAN FOR USE OF AFFILIATED FUNDS (ID: 46637K-51-3)	16,780 976	0.005		88.08
8/7	Div Domestic		JPM CHINA REGION FD - SEL FUND 3810 JUL ACCOUNT FEE OFFSET FROM JPMORGAN FOR USE OF AFFILIATED FUNDS (ID: 4812A3-52-8)	1,411 657	0.025		34.96
8/7	Div Domestic		JPM SHORT DURATION BD FD - SEL FUND 3133 JUL ACCOUNT FEE OFFSET FROM JPMORGAN FOR USE OF AFFILIATED FUNDS (ID: 4812C1-33-0)	9,931.336	0.005		44.72
8/10	Div Domestic		MASTERCARD INC - CLASS A @ 0.16 PER SHARE (ID: 57636Q-10-4)	91 000	0.16		14.56
8/10	Div Domestic		MASCO CORP @ 0.09 PER SHARE (ID: 574599-10-6)	190 000	0.09		17.10
8/13	Div Domestic		APPLE INC. @ 0.52 PER SHARE (ID: 037833-10-0)	182 000	0.52		94.64
8/14	Div Domestic		MARSH & MCLENNAN COMPANIES INC @ 0.31 PER SHARE (ID: 571748-10-2)	91 000	0.31		28.21
8/14	Div Domestic		COLGATE PALMOLIVE CO @ 0.38 PER SHARE (ID: 194162-10-3)	32 000	0.38		12.16
8/14	Div Domestic		MORGAN STANLEY @ 0.15 PER SHARE (ID: 617446-44-8)	239 000	0.15		35.85
8/17	Div Domestic		ABBOTT LABORATORIES @ 0.24 PER SHARE (ID: 002824-10-0)	87 000	0.24		20.88
8/17	Div Domestic		PROCTER & GAMBLE CO @ 0.6629 PER SHARE (ID: 742718-10-9)	71 000	0.663		47.07
8/17	Div Domestic		MOLSON COORS BREWING CO CL B @ 0.41 PER SHARE (ID: 60871R-20-9)	43 000	0.41		17.63



NELSON B DELAVAN FOUND. PART A ACCT. R53329000  
For the Period 1/1/15 to 12/31/15

**INFLOWS & OUTFLOWS**

Settle Date	Type Selection Method	Description	Quantity Cost	Per Unit Amount	PRINCIPAL Amount	INCOME Amount
8/20	Div Domestic	COLUMBIA PIPELINE GROUP -WI @ 0.125 PER SHARE (ID: 198280-10-9)	169,000	0.125		21.13
8/20	Div Domestic	NISOURCE INC @ 0.155 PER SHARE (ID: 65473P-10-5)	110,000	0.155		17.05
8/20	Div Domestic	CAPITAL ONE FINANCIAL CORP @ 0.40 PER SHARE (ID: 14040H-10-5)	49,000	0.40		19.60
8/21	Div Domestic	SCHWAB CHARLES CORP @ 0.06 PER SHARE (ID: 808513-10-5)	172,000	0.06		10.32
8/28	Div Domestic	CITIGROUP INC NEW @ 0.05 PER SHARE (ID: 172967-42-4)	143,000	0.05		7.15
8/28	Div Domestic	JPM GLBL BD OPP FD -SEL FUND 3294 @ 0.038 PER SHARE (ID: 46637K-68-7)	6,974,075	0.038		265.01
8/28	Div Domestic	COSTCO WHOLESALE CORP @ 0.40 PER SHARE (ID: 22160K-10-5)	17,000	0.40		6.80
8/28	Div Domestic	HARMAN INTERNATIONAL INDUSTRY INC @ 0.35 PER SHARE (ID: 413086-10-9)	40,000	0.35		14.00
8/28	Div Domestic	JPM SHORT DURATION BD FD - SEL FUND 3133 @ 0.009 PER SHARE (ID: 4812CT-33-0)	9,931,336	0.009		89.38
9/1	Div Domestic	WELLS FARGO & CO @ 0.375 PER SHARE (ID: 949746-10-1)	273,000	0.375		102.38
9/1	Interest Income	DEPOSIT SWEEP INTEREST FOR 08/01/15 - 08/31/15 @ .03% RATE ON AVG COLLECTED BALANCE OF \$203,567.58 AS OF 09/01/15				5.21
9/1	Div Domestic	EQT CORPORATION @ 0.03 PER SHARE (ID: 26884L-10-9)	34,000	0.03		1.02
9/1	Div Domestic	PHILLIPS 66 @ 0.56 PER SHARE (ID: 718546-10-4)	43,000	0.56		24.08
9/2	Div Domestic	PFIZER INC @ 0.28 PER SHARE (ID: 717081-10-3)	254,000	0.28		71.12



NELSON B DELAVAN FOUND. PART A ACCT. RS3329000  
For the Period 1/1/15 to 12/31/15



006497301809100002767  
007407302900100002767

**INFLOWS & OUTFLOWS**

Settle Date	Type	Selection Method	Description	Quantity Cost	Per Unit Amount	PRINCIPAL Amount	INCOME Amount
9/2	EstFed Excise Tax		2015 990PF FED 3RD QTR EFPTS 16-6260274 2015 990PF FED 3RD QTR EFPTS 16-6260274				(1,000.00)
9/2	Div Domestic		DOUBLELINE TOTAL RET BD-1 08/31/15 INCOME DIVIDEND @ 0.036 PER SHARE AS OF 08/31/15 (ID: 256620-10-3)	6,572.216	0.036		238.59
9/2	Div Domestic		GOLDMAN SACHS TR STRG INCM INST 08/31/15 INCOME DIVIDEND @ 0.028 PER SHARE AS OF 08/31/15 (ID: 38145C-64-6)	7,078.146	0.026		184.15
9/3	Div Domestic		TJX COMPANIES INC @ 0.21 PER SHARE (ID: 872540-10-9)	47,000	0.21		9.87
9/4	Div Domestic		PACCAR INC @ 0.24 PER SHARE (ID: 693718-10-8)	79,000	0.24		18.96
9/4	Foreign Dividend		INVECO LTD @ 0.27 PER SHARE (ID: G491BT-10-8)	72,000	0.27		19.44
9/8	Div Domestic		JOHNSON & JOHNSON @ 0.75 PER SHARE (ID: 478160-10-4)	26,000	0.75		19.50
9/8	Div Domestic		JPM GBL RES ENH INDEX FD - SEL FUND 3457 AUG ACCOUNT FEE OFFSET FROM JPMORGAN FOR USE OF AFFILIATED FUNDS (ID: 46637K-51-3)	16,780.976	0.005		85.90
9/8	Div Domestic		JPM CHINA REGION FD - SEL FUND 3810 AUG ACCOUNT FEE OFFSET FROM JPMORGAN FOR USE OF AFFILIATED FUNDS (ID: 4812A3-52-8)	1,411.657	0.001		1.80
9/8	Div Domestic		JPM SHORT DURATION BD FD - SEL FUND 3193 AUG ACCOUNT FEE OFFSET FROM JPMORGAN FOR USE OF AFFILIATED FUNDS (ID: 4812C1-33-0)	9,931.336	0.004		44.60
9/10	Div Domestic		EXXON MOBIL CORP @ 0.73 PER SHARE (ID: 30231G-10-2)	38,000	0.73		27.74
9/10	Div Domestic		ELI LILLY & CO @ 0.50 PER SHARE (ID: 532457-10-8)	79,000	0.50		39.50

J.P.Morgan



NELSON B DELAVAN FOUND. PART A ACCT. R53329000  
For the Period 1/1/15 to 12/31/15

**INFLOWS & OUTFLOWS**

Settle Date	Type Selection Method	Description	Quantity Cost	Per Unit Amount	PRINCIPAL Amount	INCOME Amount
9/10	Div Domestic	UNITED TECHNOLOGIES CORP @ 0.64 PER SHARE (ID: 913017-10-9)	71 000	0.64		45.44
9/10	Div Domestic	CHEVRON CORP @ 1.07 PER SHARE (ID: 166764-10-0)	28 000	1.07		29.96
9/10	Div Domestic	HONEYWELL INTERNATIONAL INC @ 0.5175 PER SHARE (ID: 438516-10-6)	102 000	0.518		52.79
9/10	Div Domestic	MICROSOFT CORP @ 0.31 PER SHARE (ID: 594918-10-4)	276 000	0.31		85.56
9/11	Div Domestic	METLIFE INC @ 0.375 PER SHARE (ID: 59156R-10-8)	100 000	0.375		37.50
9/11	Div Domestic	E I DU PONT DE NEMOURS & CO @ 0.38 PER SHARE (ID: 263534-10-9)	70 000	0.38		26.60
9/11	Foreign Dividend	CARNIVAL CORPORATION @ 0.30 PER SHARE (ID: 143658-30-0)	69 000	0.30		20.70
9/11	Foreign Dividend	TE CONNECTIVITY LTD @ 0.33 PER SHARE (ID: H84989-10-4)	52 000	0.33		17.16
9/14	Div Domestic	BROADCOM CORP CL A @ 0.14 PER SHARE (ID: 111320-10-7)	68 000	0.14		9.52
9/15	Div Domestic	L-3 COMMUNICATIONS HOLDINGS INC @ 0.65 PER SHARE (ID: 502424-10-4)	35 000	0.65		22.75
9/15	Div Domestic	THE HERSHEY COMPANY @ 0.583 PER SHARE (ID: 427866-10-8)	19 000	0.583		11.08
9/15	Div Domestic	NEXTERA ENERGY INC @ 0.77 PER SHARE (ID: 65339F-10-1)	44 000	0.77		33.88
9/15	Div Domestic	TIME WARNER INC NEW @ 0.35 PER SHARE (ID: 887317-30-3)	144 000	0.35		50.40
9/17	Div Domestic	HOME DEPOT INC @ 0.59 PER SHARE (ID: 437076-10-2)	79 000	0.59		46.61



NELSON B DELAVAN FOUND, PART A ACCT. R53329000  
For the Period 1/1/15 to 12/31/15

**INFLOWS & OUTFLOWS**

Settle Date	Type	Description	Quantity	Per Unit	PRINCIPAL	INCOME
	Selection Method		Cost	Amount	Amount	Amount
9/17	Div Domestic	THE MOSAIC COMPANY NEW @ 0.275 PER SHARE (ID: 61945C-10-3)	70 000	0.275		19.25
9/18	Div Domestic	CHEMOURS COMPANY CASH DIVIDEND FROM FRACTIONAL SHARES (ID: 163851-10-8)	0.200	0.55	0.11	
9/21	Div Domestic	PIMCO COMMODITY/PL STRAT-P 09/17/15 INCOME DIVIDEND @ 0.056 PER SHARE AS OF 09/17/15 (ID: 72201P-16-7)	5,159.105	0.056		287.62
9/22	Div Domestic	BLACKROCK INC @ 2.18 PER SHARE (ID: 09247X-10-1)	9 000	2.18		19.62
9/22	Div Domestic	UNITEDHEALTH GROUP INC @ 0.50 PER SHARE (ID: 91324P-10-2)	70 000	0.50		35.00
9/23	Div Domestic	ANADARKO PETROLEUM CORP @ 0.27 PER SHARE (ID: 032511-10-7)	69 000	0.27		18.63
9/25	Div Domestic	BANK OF AMERICA CORP @ 0.05 PER SHARE (ID: 060505-10-4)	589 000	0.05		29.45
9/29	Div Domestic	JPM GBL BD OPP FD -SEL FUND 3294 @ 0.033 PER SHARE (ID: 46637K-68-7)	10,114.485	0.033		333.78
9/29	Div Domestic	GENERAL MOTORS CO @ 0.36 PER SHARE (ID: 37045V-10-0)	142 000	0.36		51.12
9/29	Div Domestic	JPM SHORT DURATION BD FD - SEL FUND 3133 @ 0.009 PER SHARE (ID: 4812C1-33-0)	9,931.336	0.009		89.38
9/29	Div Domestic	GILEAD SCIENCES INC @ 0.43 PER SHARE (ID: 375558-10-3)	41 000	0.43		17.63
9/30	Div Domestic	UNION PACIFIC CORP @ 0.55 PER SHARE (ID: 907818-10-8)	33 000	0.55		18.15
9/30	Div Domestic	MARTIN MARIETTA MATERIALS INC @ 0.40 PER SHARE (ID: 573284-10-6)	15 000	0.40		6.00
9/30	Div Domestic	PEPSICO INC @ 0.7025 PER SHARE (ID 713448-10-8)	39 000	0.703		27.40





NELSON B DELAVAN FOUND. PART A ACCT. R53329000  
For the Period 1/1/15 to 12/31/15

**INFLOWS & OUTFLOWS**

Settle Date	Type Selection Method	Description	Quantity Cost	Per Unit Amount	PRINCIPAL Amount	INCOME Amount
9/30	Div Domestic	LAM RESEARCH CORP @ 0.30 PER SHARE (ID: 512807-10-8)	79 000	0.30		23.70
9/30	Div Domestic	FIDELITY NATIONAL INFORMATION SERVICES @ 0.26 PER SHARE (ID: 31620M-10-6)	68 000	0.26		17.68
9/30	Foreign Dividend	AVAGO TECHNOLOGIES LTD @ 0.42 PER SHARE (ID: Y0486S-10-4)	93 000	0.42		39.06
10/1	Div Domestic	HARTFORD FINANCIAL SERVICES GROUP INC @ 0.21 PER SHARE (ID: 416515-10-4)	75 000	0.21		15.75
10/1	Div Domestic	MCKESSON CORP @ 0.28 PER SHARE (ID: 58155Q-10-3)	34 000	0.28		9.52
10/1	Interest Income	DEPOSIT SWEEP INTEREST FOR 09/01/15 - 09/30/15 @ .03% RATE ON AVG COLLECTED BALANCE OF \$233,794.11 AS OF 10/01/15				5.81
10/1	Div Domestic	CBS CORP CLASS B W/1 @ 0.15 PER SHARE (ID: 124857-20-2)	70 000	0.15		10.50
10/1	Div Domestic	COCA-COLA CO @ 0.33 PER SHARE (ID: 191216-10-0)	101 000	0.33		33.33
10/1	Div Domestic	ISHARES CORE S&P MID-CAP ETF @ 0.529326 PER SHARE (ID: 464287-50-7)	1,906 000	0.529		1,008.90
10/1	Div Domestic	VANGUARD FTSE EUROPE ETF @ 0.225 PER SHARE (ID: 922042-87-4)	651 000	0.225		146.48
10/1	Div Domestic	GATEWAY FUND-Y 09/30/15 INCOME DIVIDEND @ 0.118 PER SHARE AS OF 09/30/15 (ID: 367829-88-4)	1,780 837	0.118		209.43
10/2	Div Domestic	DOUBLELINE TOTAL RET BD-I 09/30/15 INCOME DIVIDEND @ 0.037 PER SHARE AS OF 09/30/15 (ID: 258620-10-3)	6,572 216	0.037		240.63
10/2	Div Domestic	GOLDMAN SACHS TR STRG INCM INST 09/30/15 INCOME DIVIDEND @ 0.022 PER SHARE AS OF 09/30/15 (ID: 38145C-64-6)	7,078.146	0.022		156.36



NELSON B DELAVAN FOUND, PART A ACCT. R53329000  
For the Period 1/1/15 to 12/31/15



007407302900100002769

**INFLOWS & OUTFLOWS**

Settle Date	Type Selection Method	Description	Quantity Cost	Per Unit Amount	PRINCIPAL Amount	INCOME Amount
10/5	Name Change	GOOGLE INC CLASS A NAME CHANGE TO ALPHABET INC. CLASS A, CUSIP: 02079K305. (ID: 38259P-50-8)	(5,000) (1,428.05)			
10/5	Name Change	ALPHABET INC/CA-CL A NAME CHANGE FROM GOOGLE INC. CLASS A, CUSIP: 38259P508 (ID: 02079K-30-5)	5,000 1,428.05			
10/5	Name Change	GOOGLE INC CLASS C NAME CHANGE TO ALPHABET INC. CLASS-C, CUSIP: 02079K107. (ID: 38259P-70-6)	(19,000) (7,606.63)			
10/5	Name Change	ALPHABET INC/CA-CL C NAME CHANGE FROM GOOGLE INC, CLASS-C, CUSIP: 38259P706. (ID: 02079K-10-7)	19,000 7,606.63			
10/7	Div Domestic	JPM GBL RES ENH INDEX FD - SEL FUND 3457 SEP ACCOUNT FEE OFFSET FROM JPMORGAN FOR USE OF AFFILIATED FUNDS (ID: 46637K-51-3)	18,969.370	0.005		88.37
10/7	Div Domestic	JPM SHORT DURATION BD FD - SEL FUND 3133 SEP ACCOUNT FEE OFFSET FROM JPMORGAN FOR USE OF AFFILIATED FUNDS (ID: 4812C1-33-0)	9,931.336	0.004		43.15
10/9	Foreign Dividend	SCHLUMBERGER LTD @ 0.50 PER SHARE (ID: 806857-10-8)	67,000	0.50		33.50
10/14	Div Domestic	TWENTY FIRST CENTY FOX INC CL A @ 0.15 PER SHARE (ID: 90130A-10-1)	128,000	0.15		19.20
10/14	Div Domestic	MONDELEZ INTERNATIONAL-W/I @ 0.17 PER SHARE (ID: 609207-10-5)	115,000	0.17		19.55
10/15	Div Domestic	OCCIDENTAL PETROLEUM CORP @ 0.75 PER SHARE (ID: 674599-10-5)	145,000	0.75		108.75
10/15	Div Domestic	LENNOX INTERNATIONAL INC @ 0.36 PER SHARE (ID: 526107-10-7)	24,000	0.36		8.64
10/15	Div Domestic	STATE STREET CORP @ 0.34 PER SHARE (ID: 857477-10-3)	48,000	0.34		16.32

J.P.Morgan



NELSON B DELAVAN FOUND, PART A ACCT. R53329000  
For the Period 1/1/15 to 12/31/15

**INFLOWS & OUTFLOWS**

Settle Date	Type	Selection Method	Description	Quantity Cost	Per Unit Amount	PRINCIPAL Amount	INCOME Amount
10/21	Foreign Dividend		ACE LTD NEW @ 0.67 PER SHARE (ID: H0023R-10-5)	58,000	0.67		38.86
10/26	Div Domestic		GENERAL ELECTRIC CO @ 0.23 PER SHARE (ID: 369604-10-3)	226,000	0.23		51.98
10/28	Div Domestic		COMCAST CORP-CLASS A @ 0.25 PER SHARE (ID: 20030N-10-1)	68,000	0.25		17.00
10/28	Div Domestic		ORACLE CORP @ 0.15 PER SHARE (ID: 68389X-10-5)	52,000	0.15		7.80
10/29	Div Domestic		JPM GLBL BD OPP FD -SEL FUND 3294 @ 0.053 PER SHARE (ID: 46637K-68-7)	10,114,485	0.053		536.07
10/29	Div Domestic		JPM SHORT DURATION BD FD - SEL FUND 3133 @ 0.009 PER SHARE (ID: 4812C1-33-0)	9,931,336	0.009		89.38
10/30	Div Domestic		SPDR S&P 500 ETF TRUST @ 1.03343 PER SHARE (ID: 78462F-10-3)	2,629,000	1.033		2,716.89
10/30	Div Domestic		DOW CHEMICAL CO/THE @ 0.42 PER SHARE (ID: 260543-10-3)	79,000	0.42		33.18
10/30	Div Domestic		HUMANA INC @ 0.29 PER SHARE (ID: 444859-10-2)	40,000	0.29		11.60
10/30	Div Domestic		AETNA INC @ 0.25 PER SHARE (ID: 00817Y-10-8)	41,000	0.25		10.25
11/2	Div Domestic		BRISTOL-MYERS SQUIBB CO @ 0.37 PER SHARE (ID: 110122-10-8)	94,000	0.37		34.78
11/2	Div Domestic		AT&T INC @ 0.47 PER SHARE (ID: 00206R-10-2)	143,000	0.47		67.21
11/2	Receipt of Assets		HEWLETT PACKARD ENTERPRISE CO SPIN-OFF - HOLDERS RECEIVE 1 SHARE FOR EACH SHARE OF HEWLETT PACKARD COMPANY, CUSIP: 428236103, HELD. (ID: 42824C-10-9)	75,000 0.00			
11/2	Div Domestic		CVS HEALTH CORP @ 0.35 PER SHARE (ID: 126650-10-0)	36,000	0.35		12.60



NELSON B DELAVAN FOUND. PART A ACCT. R53329000  
For the Period 1/1/15 to 12/31/15

### INFLOWS & OUTFLOWS

Settle Date	Type Selection Method	Description	Quantity Cost	Per Unit Amount	PRINCIPAL Amount	INCOME Amount
11/2	Interest Income	DEPOSIT SWEEP INTEREST FOR 10/01/15 - 10/31/15 @ 03% RATE ON AVG COLLECTED BALANCE OF \$231,027.68 AS OF 11/01/15				5.91
11/3	Name Change	HEWLETT-PACKARD CO NAME CHANGE TO HP INC., CUSIP: 40434L105. (ID: 428236-10-3)	(75,000) (1,949.04)			
11/3	Name Change	HP INC NAME CHANGE FROM HEWLETT-PACKARD COMPANY, CUSIP: 428236103. (ID: 40434L-10-5)	75,000 1,949.04			
11/3	Div Domestic	DOUBLELINE TOTAL RET BD-I 10/30/15 INCOME DIVIDEND @ 0.036 PER SHARE AS OF 10/30/15 (ID: 258620-10-3)	6,572.216	0.036		239.05
11/3	Div Domestic	GOLDMAN SACHS TR STRG INCM INST 10/30/15 INCOME DIVIDEND @ 0.013 PER SHARE AS OF 10/30/15 (ID: 38145C-64-6)	7,078.146	0.026		186.63
11/4	Div Domestic	LOWE'S COS INC @ 0.28 PER SHARE (ID: 548661-10-7)	124,000	0.28		34.72
11/6	Div Domestic	JPM GLBL RES ENH INDEX FD - SEL FUND 3457 OCT ACCOUNT FEE OFFSET FROM JPMORGAN FOR USE OF AFFILIATED FUNDS (ID: 46637K-51-3)	18,969.370	0.005		92.45
11/6	Div Domestic	JPM SHORT DURATION BD FD - SEL FUND 3133 OCT ACCOUNT FEE OFFSET FROM JPMORGAN FOR USE OF AFFILIATED FUNDS (ID: 4812C1-33-0)	9,931.336	0.004		44.64
11/9	Div Domestic	MASCO CORP @ 0.095 PER SHARE (ID: 574599-10-6)	190,000	0.095		18.05
11/9	Div Domestic	MASTERCARD INC-CLASS A @ 0.16 PER SHARE (ID: 57636Q-10-4)	91,000	0.16		14.56
11/12	Name Change	GENERAL ELECTRIC CO TO CORPORATE ACTION CONTRA (ID: 369604-10-3)	(266,000) (6,629.03)			

J.P.Morgan



NELSON B DELAVAN FOUND. PART A ACCT. R53329000  
For the Period 1/1/15 to 12/31/15

**INFLOWS & OUTFLOWS**

Settle Date	Type Selection Method	Description	Quantity Cost	Per Unit Amount	PRINCIPAL Amount	INCOME Amount
11/12	Name Change	GENERAL ELECTRIC CO NON-TRADEABLE ASSET CORP ACTIONS CONTRA FROM CORPORATE ACTION CONTRA (ID: 369990-81-7)	266 000 6,629.03			
11/12	Div Domestic	APPLE INC @ 0.52 PER SHARE (ID: 037833-10-0)	182 000	0.52		94.64
11/13	Div Domestic	MARSH & MCLENNAN COS @ 0.31 PER SHARE (ID: 571748-10-2)	91 000	0.31		28.21
11/13	Foreign Dividend	ACCENTURE PLC-CL A @ 1.10 PER SHARE (ID: G1151C-10-1)	41 000	1.10		45.10
11/13	FGN Tax Withheld	ACCENTURE PLC-CL A TAX WITHHELD IRELAND 20 00% (ID: G1151C-10-1)	41 000			(9.02)
11/13	Div Domestic	MORGAN STANLEY @ 0.15 PER SHARE (ID: 617446-44-8)	239 000	0.15		35.85
11/13	Grant Paid	PAID BIG BROTHERS BIG SISTERS OF GREATER ROCHESTER YOUTH MENTORING IN GENEVA TREASURERS CHECK NO. 3645217				(5,000.00)
11/13	Grant Paid	PAID CAYUGA LAKE WATERSHED NETWORK CAYUGA LAKE NORTH END WATER SAMPLING TREASURERS CHECK NO. 3645218				(5,000.00)
11/13	Grant Paid	PAID WAYNE COUNTY COUNCIL FOR THE ARTS ARTISTIC DEMOS & DISCUSSIONS TREASURERS CHECK NO. 3645219				(5,000.00)
11/13	Grant Paid	PAID LITERACY VOLUNTEERS OF ONTARIO-YATES INC. IMPROVING LITERACY & LIFE IN GENEVA TREASURERS CHECK NO: 3645220				(5,000.00)
11/13	Grant Paid	PAID SENECA COMMUNITY PLAYERS WILLY WONKA TREASURERS CHECK NO: 3645221				(5,000.00)
11/13	Grant Paid	PAID INTERLAKEN PUBLIC LIBRARY LET'S MAKE THE MOST OUT OF WINTER TREASURERS CHECK NO. 3645222				(4,300.00)



NELSON B DELAVAN FOUND, PART A ACCT: R53329000  
For the Period 1/1/15 to 12/31/15

**INFLOWS & OUTFLOWS**

Settle Date	Type	Selection Method	Description	Quantity Cost	Per Unit Amount	PRINCIPAL Amount	INCOME Amount
11/13	Grant Paid		PAID HOWLAND STONE STORE MUSEUM HSSM POSTER EVALUATION TREASURERS CHECK NO: 3645223				(4,000.00)
11/13	Grant Paid		PAID SOUTH SENECA MIDDLE SCHOOL DISCOVER GETTYSBURG, PA TREASURERS CHECK NO: 3645224				(4,000.00)
11/13	Grant Paid		PAID NYSARC FBO ONTARIO ARC ARTS WITH A TWIST TREASURERS CHECK NO: 3645225				(4,000.00)
11/13	Grant Paid		PAID ARTS AND CULTURAL COUNCIL FOR GREATER ROCHESTER TRAINING WORKSHOPS & TECHNICAL ASSISTANCE TREASURERS CHECK NO: 3645226				(4,000.00)
11/13	Grant Paid		PAID CLYDE SAVANNAH PUBLIC LIBRARY HEROES IN HISTORY/ADVENTURES IN RECORDING TREASURERS CHECK NO: 3645227				(3,400.00)
11/13	Grant Paid		PAID FRIENDS OF ROBERT H. TREMAN STATE PARK OVER 160 YEARS OF TOURISM IN THE PARK, 1853-PRESENT TREASURERS CHECK NO. 3645228				(3,000.00)
11/13	Misc Receipt		TRANSFER TO COVER INCOME DISTRIBUTION			35,844.00	
11/13	Misc Debit		INTERNAL TRANSFER OF FUNDS FROM R53329000 TO R53329000 TRANSFER TO COVER INCOME DISTRIBUTION			(35,844.00)	
11/16	Div Domestic		ABBOTT LABORATORIES @ 0.24 PER SHARE (ID: 002824-10-0)	87.000	0.24		20.88
11/16	Div Domestic		COLGATE-PALMOLIVE CO @ 0.38 PER SHARE (ID: 194162-10-3)	32.000	0.38		12.16
11/16	Div Domestic		PROCTER & GAMBLE CO/THE @ 0.6629 PER SHARE (ID: 742718-10-9)	71.000	0.663		47.07
11/19	Div Domestic		DISCOVER FINANCIAL SERVICES @ 0.28 PER SHARE (ID: 254709-10-8)	75.000	0.28		21.00
11/20	Div Domestic		COLUMBIA PIPELINE GROUP -WI @ 0.125 PER SHARE (ID: 198280-10-9)	169.000	0.125		21.13

**J.P.Morgan**



NELSON B DELAVAN FOUN. PART A ACCT. R53329000  
For the Period 1/1/15 to 12/31/15

**INFLOWS & OUTFLOWS**

Settle Date	Type	Selection Method	Description	Quantity Cost	Per Unit Amount	PRINCIPAL Amount	INCOME Amount
11/20	Div Domestic		NISOURCE INC @ 0.155 PER SHARE (ID: 65473P-10-5)	110 000	0.155		17.05
11/20	Div Domestic		SCHWAB (CHARLES) CORP @ 0.06 PER SHARE (ID: 808513-10-5)	139 000	0.06		8.34
11/24	Name Change		GENERAL ELECTRIC CO NON-TRADEABLE ASSET CORP ACTIONS CONTRA EXCHANGE - AFTER A PRORATION OF 0.312870888, HOLDERS RECEIVE 1.050 SHARES OF SYNCHRONY FINANCIAL CUSIP 87165B103 FOR EACH SHARE HELD OF GENERAL ELECTRIC CUSIP 369604103. (ID: 369990-81-7)	(83.000) (2,095.61)			
11/24	Name Change		SYNCHRONY FINANCIAL EXCHANGE - AFTER A PRORATION OF 0.312870888, HOLDERS RECEIVE 1.050 SHARES OF SYNCHRONY FINANCIAL CUSIP 87165B103 FOR EACH SHARE HELD OF GENERAL ELECTRIC CUSIP 369604103 (ID: 87165B-10-3)	87.000 0.00			
11/24	Div Domestic		HARMAN INTERNATIONAL @ 0.35 PER SHARE (ID: 413086-10-9)	40 000	0.35		14.00
11/25	Div Domestic		CITIGROUP INC @ 0.05 PER SHARE (ID: 172967-42-4)	143 000	0.05		7.15
11/25	Name Change		GENERAL ELECTRIC CO NON-TRADEABLE ASSET CORP ACTIONS CONTRA TO CORPORATE ACTION CONTRA (ID: 369990-81-7)	(183 000) (4,533.42)			
11/25	Name Change		GENERAL ELECTRIC CO FROM CORPORATE ACTION CONTRA (ID: 369604-10-3)	183 000 4,533.42			
11/27	Div Domestic		JPM GLBL BD OPP FD -SEL FUND 3294 @ 0.053 PER SHARE (ID: 46637K-68-7)	10,114 485	0.053		536.07
11/27	Div Domestic		COSTCO WHOLESale CORP @ 0.40 PER SHARE (ID: 22160K-10-5)	25 000	0.40		10.00
11/27	Div Domestic		JPM SHORT DURATION BD FD - SEL FUND 3133 @ 0.007 PER SHARE (ID: 4812C1-33-0)	9,931.336	0.007		69.52



NELSON B DELAVAN FOUND. PART A ACCT: R53329000  
For the Period 1/1/15 to 12/31/15

**INFLOWS & OUTFLOWS**

Settle Date	Type Selection Method	Description	Quantity Cost	Per Unit Amount	PRINCIPAL Amount	INCOME Amount
12/1	Div Domestic	PFIZER INC @ 0.28 PER SHARE (ID: 717081-10-3)	254.000	0.28		71.12
12/1	Div Domestic	WELLS FARGO & CO @ 0.375 PER SHARE (ID: 949746-10-1)	273.000	0.375		102.38
12/1	Div Domestic	EQT CORP @ 0.03 PER SHARE (ID: 26884L-10-9)	34.000	0.03		1.02
12/1	Div Domestic	PHILLIPS 66 @ 0.56 PER SHARE (ID: 718546-10-4)	43.000	0.56		24.08
12/1	Interest Income	DEPOSIT SWEEP INTEREST FOR 11/01/15 - 11/30/15 @ .03% RATE ON AVG COLLECTED BALANCE OF \$211,551.07 AS OF 12/01/15				5.14
12/1	Div Domestic	VISA INC-CLASS A SHARES @ 0.14 PER SHARE (ID: 92826C-83-9)	33.000	0.14		4.62
12/2	Div Domestic	DOUBLELINE TOTL RET BND-I 11/30/15 INCOME DIVIDEND @ 0.034 PER SHARE AS OF 11/30/15 (ID: 258620-10-3)	6,572.216	0.034		224.30
12/2	Div Domestic	GOLDMAN SACHS STRAT INC-INST 11/30/15 INCOME DIVIDEND @ 0.031 PER SHARE AS OF 11/30/15 (ID: 38145C-64-6)	7,078.146	0.031		218.33
12/3	Div Domestic	TJX COMPANIES INC @ 0.21 PER SHARE (ID: 872540-10-9)	47.000	0.21		9.87
12/4	Div Domestic	PACCAR INC @ 0.24 PER SHARE (ID: 693718-10-8)	79.000	0.24		18.96
12/7	Div Domestic	JPM GLBL RES ENH INDEX FD - SEL FUND 3457 NOV ACCOUNT FEE OFFSET FROM JPMORGAN FOR USE OF AFFILIATED FUNDS (ID: 46637K-51-3)	18,969.370	0.005		95.52
12/7	Div Domestic	JPM SHORT DURATION BD FD - SEL FUND 3133 NOV ACCOUNT FEE OFFSET FROM JPMORGAN FOR USE OF AFFILIATED FUNDS (ID: 4812C1-33-0)	9,931.336	0.004		42.18
12/10	Div Domestic	ELI LILLY & CO @ 0.50 PER SHARE (ID: 532457-10-8)	64.000	0.50		32.00

J.P. Morgan



NELSON B DELAVAN FOUND, PART A ACCT. R53329000  
For the Period 1/1/15 to 12/31/15

**INFLOWS & OUTFLOWS**

Settle Date	Type	Description	Quantity Cost	Per Unit Amount	PRINCIPAL Amount	INCOME Amount
12/10	Div Domestic	UNITED TECHNOLOGIES CORP @ 0.64 PER SHARE (ID: 913017-10-9)	63,000	0.64		40,32
12/10	Div Domestic	CHEVRON CORP @ 1.07 PER SHARE (ID: 166764-10-0)	64,000	1.07		68.48
12/10	Div Domestic	HONEYWELL INTERNATIONAL INC @ 0.595 PER SHARE (ID: 438516-10-6)	102,000	0.595		60,69
12/10	Div Domestic	MICROSOFT CORP @ 0.36 PER SHARE (ID: 594918-10-4)	276,000	0.36		99.36
12/11	Div Domestic	METLIFE INC @ 0.375 PER SHARE (ID: 59156R-10-8)	100,000	0.375		37,50
12/11	Foreign Dividend	CARNIVAL CORP @ 0.30 PER SHARE (ID: 143658-30-0)	69,000	0.30		20,70
12/11	Foreign Dividend	TE CONNECTIVITY LTD @ 0.33 PER SHARE (ID: H84989-10-4)	52,000	0.33		17.16
12/14	Div Domestic	DU PONT (E I) DE NEMOURS @ 0.38 PER SHARE (ID: 263534-10-9)	76,000	0.38		28.88
12/14	Div Domestic	BROADCOM CORP-CL A @ 0.14 PER SHARE (ID: 111320-10-7)	68,000	0.14		9.52
12/14	STCapitalGain Dist	JPM SHORT DURATION BD FD - SEL FUND 3133 SHORT TERM CAPITAL GAINS @ 0.0002 (ID: 4812C1-33-0)	9,931,336			1.99
12/15	Div Domestic	L-3 COMMUNICATIONS HOLDINGS @ 0.65 PER SHARE (ID: 502424-10-4)	22,000	0.65		14,30
12/15	Div Domestic	NEXTERA ENERGY INC @ 0.77 PER SHARE (ID: 65339F-10-1)	44,000	0.77		33,88
12/15	Div Domestic	CSX CORP @ 0.18 PER SHARE (ID: 126408-10-3)	93,000	0.18		16,74
12/15	Div Domestic	MOLSON COORS BREWING CO -B @ 0.41 PER SHARE (ID: 60871R-20-9)	55,000	0.41		22,55
12/15	Div Domestic	TIME WARNER INC @ 0.35 PER SHARE (ID: 887317-30-3)	125,000	0.35		43,75



NELSON B DELAVAN FOUND. PART A ACCT. R53329000  
For the Period 1/1/15 to 12/31/15

**INFLOWS & OUTFLOWS**

Settle Date	Type Selection Method	Description	Quantity Cost	Per Unit Amount	PRINCIPAL Amount	INCOME Amount
12/15	Div Domestic	COCA-COLA CO/THE @ 0.33 PER SHARE (ID: 191216-10-0)	101,000	0.33		33.33
12/15	Div Domestic	UNITEDHEALTH GROUP INC @ 0.50 PER SHARE (ID: 91324P-10-2)	75,000	0.50		37.50
12/16	Fees & Commissions	JPMORGAN CHASE TRUST FEE FOR THE PERIOD 07-17-2015 TO 10-16-2015 ON TOTAL MV \$3,563,949.96 INC \$4,903.22			(4,903.22)	
12/17	Div Domestic	HOME DEPOT INC @ 0.59 PER SHARE (ID: 437076-10-2)	79,000	0.59		46.61
12/17	Misc Debit	INTERNAL TRANSFER OF FUNDS FROM R53329000 TO R53329000 TRANSFER TO COVER FEE OVERDRAFT			(2,581.83)	
12/17	Misc Receipt	TRANSFER TO COVER FEE OVERDRAFT				2,581.83
12/17	STCapitalGain Dist	MFS INTL VALUE-I 12/15/15 SHORT TERM CAPITAL GAINS @ 0.294 PER SHARE AS OF 12/15/15 (ID: 55273E-82-2)	3,778.505	0.294		1,110.05
12/17	Div Domestic	BBH CORE SELECT FD-N 12/15/15 INCOME DIVIDEND @ 0.121 PER SHARE AS OF 12/15/15 (ID: 05528X-60-4)	3,408.922	0.121		413.16
12/17	Div Domestic	MFS INTL VALUE-I 12/15/15 INCOME DIVIDEND @ 0.533 PER SHARE AS OF 12/15/15 (ID: 55273E-82-2)	3,778.505	0.533		2,014.89
12/18	Div Domestic	T ROWE PRICE OVERSEAS STOCK 12/17/15 INCOME DIVIDEND @ 0.190 PER SHARE AS OF 12/17/15 (ID: 77956H-75-7)	9,530.559	0.19		1,810.81
12/21	STCapitalGain Dist	NEUBERGER BER MU/C OPP-INS 12/18/15 SHORT TERM CAPITAL GAINS @ 0.008 PER SHARE AS OF 12/18/15 (ID: 64122Q-30-9)	4,843.010	0.008		40.20
12/21	Div Domestic	NEUBERGER BER MU/C OPP-INS 12/18/15 INCOME DIVIDEND @ 0.136 PER SHARE AS OF 12/18/15 (ID: 64122Q-30-9)	4,843.010	0.137		661.07

J.P.Morgan



NELSON B DELAVAN FOUND. PART A ACCT. R53329000  
For the Period 1/1/15 to 12/31/15

**INFLOWS & OUTFLOWS**

Settle Date	Type	Selection Method	Description	Quantity Cost	Per Unit Amount	PRINCIPAL Amount	INCOME Amount
12/22	Div Domestic		STANLEY BLACK & DECKER INC @ 0.55 PER SHARE (ID: 854502-10-1)	19 000	0.55		10.45
12/22	Div Domestic		JPM GLBL RES ENH INDEX FD - SEL FUND 3457 @ 0.3444 PER SHARE (ID: 46637K-51-3)	18,969 370	0.344		6,533.81
12/23	Div Domestic		BLACKROCK INC @ 2.18 PER SHARE (ID: 09247X-10-1)	13 000	2.18		28.34
12/23	Div Domestic		ANADARKO PETROLEUM CORP @ 0.27 PER SHARE (ID: 032511-10-7)	69,000	0.27		18.63
12/23	STCapitalGain Dist		BROWN ADV JAPAN ALPHA OPP-IS 12/21/15 SHORT TERM CAPITAL GAINS @ 0.179 PER SHARE AS OF 12/21/15 (ID: 115233-57-9)	5,593 945	0.179		999.64
12/23	Div Domestic		DODGE & COX INTL STOCK FD 12/22/15 INCOME DIVIDEND @ 0.840 PER SHARE AS OF 12/22/15 (ID: 256206-10-3)	4,272 771	0.84		3,589.13
12/23	Div Domestic		GATEWAY FD-Y 12/22/15 INCOME DIVIDEND @ 0.084 PER SHARE AS OF 12/22/15 (ID: 367829-88-4)	1,780 837	0.084		149.77
12/24	Div Domestic		BANK OF AMERICA CORP @ 0.05 PER SHARE (ID: 060505-10-4)	589,000	0.05		29.45
12/24	Div Domestic		EQUINOX CAMPBELL STRATEGY-I 12/23/15 INCOME DIVIDEND @ 0.230 PER SHARE AS OF 12/23/15 (ID: 29446A-81-9)	6,535,959	0.23		1,505.88
12/28	STCapitalGain Dist		DEUTSCHE X-TRACKERS MSCI JAP SHORT TERM CAPITAL GAINS @ 0.35136 (ID: 233051-50-7)	623,000	0.351		218.90
12/28	STCapitalGain Dist		DEUTSCHE X-TRACKERS MSCI EUR SHORT TERM CAPITAL GAINS @ 0.02079 (ID: 233051-85-3)	1,701,000	0.021		35.36
12/28	Div Domestic		DEUTSCHE X-TRACKERS MSCI JAP @ 0.0233 PER SHARE (ID: 233051-50-7)	623,000	0.023		14.52
12/28	Div Domestic		DEUTSCHE X-TRACKERS MSCI EUR @ 0.04783 PER SHARE (ID: 233051-85-3)	1,701,000	0.048		81.36



NELSON B DELAVAN FOUND, PART A ACCT. R53329000  
For the Period 1/1/15 to 12/31/15



007407302900100002774

**INFLOWS & OUTFLOWS**

Settle Date	Type Selection Method	Description	Quantity Cost	Per Unit Amount	PRINCIPAL Amount	INCOME Amount
12/28	Div Domestic	ISHARES MSCI EAFE INDEX FUND @ 0.508359 PER SHARE (ID: 464287-46-5)	3,205,000	0.508		1,629.29
12/28	Div Domestic	VANGUARD FTSE EUROPE ETF @ 0.202 PER SHARE (ID: 922042-87-4)	651,000	0.202		131.50
12/29	Div Domestic	GENERAL MOTORS CO @ 0.36 PER SHARE (ID: 37045V-10-0)	162,000	0.36		58.32
12/30	Div Domestic	UNION PACIFIC CORP @ 0.55 PER SHARE (ID: 907818-10-8)	30,000	0.55		16.50
12/30	Foreign Dividend	ALLEGION PLC @ 0.10 PER SHARE (ID: G0176J-10-9)	39,000	0.10		3.90
12/30	FGN Tax Withheld	ALLEGION PLC TAX WITHHELD IRELAND 20.00% (ID: G0176J-10-9)	39,000			(0.78)
12/30	Div Domestic	FIDELITY NATIONAL INFO SERV @ 0.26 PER SHARE (ID: 31620M-10-6)	68,000	0.26		17.68
12/30	Div Domestic	GILEAD SCIENCES INC @ 0.43 PER SHARE (ID: 375558-10-3)	41,000	0.43		17.63
12/30	Foreign Dividend	AVAGO TECHNOLOGIES LTD @ 0.44 PER SHARE (ID: Y0486S-10-4)	93,000	0.44		40.92
12/30	Div Domestic	JPM GLBL BD OPP FD -SEL FUND 3294 @ 0.111 PER SHARE (ID: 46637K-68-7)	10,114,485	0.111		1,122.71
12/30	Div Domestic	JPM SHORT DURATION BD FD - SEL FUND 3133 @ 0.008 PER SHARE (ID: 4812C1-33-0)	9,931,336	0.008		79.45
12/30	Div Domestic	GOLDMAN SACHS STRAT INC-INST 12/29/15 INCOME DIVIDEND @ 0.138 PER SHARE AS OF 12/29/15 (ID: 38145C-64-6)	7,078,146	0.138		976.08
12/31	Div Domestic	MARTIN MARIETTA MATERIALS @ 0.40 PER SHARE (ID: 573284-10-6)	20,000	0.40		8.00

J.P.Morgan



NELSON B DELAVAN FOUND. PART A ACCT. R53329000  
For the Period 1/1/15 to 12/31/15

**INFLOWS & OUTFLOWS**

Settle Date	Type	Selection Method	Description	Quantity Cost	Per Unit Amount	PRINCIPAL Amount	INCOME Amount	
12/31	Div Domestic		ISHARES CORE S&P MIDCAP ETF @ 0.691003 PER SHARE (ID: 464287-50-7)	1,906,000	0.691		1,317.05	
12/31	Div Domestic		BROWN ADV JAPAN ALPHA OPP-IS 12/29/15 INCOME DIVIDEND @ 0.949 PER SHARE AS OF 12/29/15 (ID: 115233-57-9)	5,593,945	0.949		5,306.25	
<b>Total Inflows &amp; Outflows</b>							<b>(\$351,065.18)</b>	<b>(\$13,864.35)</b>

**TRADE ACTIVITY**

Note: L Indicates Long Term Realized Gain/Loss S Indicates Short Term Realized Gain/Loss  
\* Settled transaction was initiated in prior statement period and settled in current statement period

Trade Date	Type	Selection Method	Description	Quantity	Per Unit Amount	Proceeds	Tax Cost	Realized Gain/Loss
<b>Settled Sales/Maturities/Redemptions</b>								
12/30 1/5	Sale High Cost		DANAHER CORP @ 86.2907 1,898.39 BROKERAGE 0.33 TAX &/OR SEC.04 MERRILL LYNCH PIERCE FENNER & SMIT (ID: 235851-10-2)	(22,000)	86.274	1,898.02	(1,696.82)	201.20 S*
12/31 1/6	Sale High Cost		DANAHER CORP @ 86.2788 1,984.41 BROKERAGE 0.34 TAX &/OR SEC.04 SJ LEVINSON & SONS LLC (ID: 235851-10-2)	(23,000)	86.262	1,984.03	(1,773.95)	210.08 S*
1/8 1/13	Sale High Cost		EXXON MOBIL CORP @ 92.23 645.61 BROKERAGE 0.10 TAX &/OR SEC.01 JEFFERIES & COMPANY (ID: 30231G-10-2)	(7,000)	92.214	645.50	(416.29)	229.21 L
1/8 1/13	Sale High Cost		EXXON MOBIL CORP @ 91.7405 917.40 BROKERAGE 0.15 TAX &/OR SEC.02 DEUTSCHE BANC ALEX BROWN INC (ID: 30231G-10-2)	(10,000)	91.723	917.23	(594.70)	322.53 L
1/8 1/13	Sale High Cost		EXXON MOBIL CORP @ 91.4761 365.90 BROKERAGE 0.06 SJ LEVINSON & SONS LLC (ID: 30231G-10-2)	(4,000)	91.46	365.84	(237.88)	127.96 L



NELSON B DELAVAN FOUND. PART A ACCT. R53329000  
For the Period 1/1/15 to 12/31/15

Trade Date	Type	Selection Method	Description	Quantity	Per Unit Amount	Proceeds	Tax Cost	Realized Gain/Loss
Settle Date								
<b>Settled Sales/Maturities/Redemptions</b>								
1/14	Sale	High Cost	INTERCONTINENTAL EXCHANGE, INC @ 207.8665	(4,000)	207.848	831.39	(590.78)	240.61 L
1/20			831.46 BROKERAGE 0.06 TAX &/OR SEC .01 SANFORD C. BERNSTEIN & CO. INC. (ID: 458866F-10-4)					
1/14	Sale	High Cost	DOMINION RESOURCES INC VA @ 76.1476 2.436.72	(32,000)	76.131	2,436.19	(2,245.95)	190.24 S
1/20			BROKERAGE 0.48 TAX &/OR SEC .05 MORGAN STANLEY & CO LLC (ID: 25746U-10-9)					
1/14	Sale	High Cost	DOMINION RESOURCES INC VA @ 76.315 305.26	(4,000)	76.293	305.17	(279.13)	26.04 S
1/20			BROKERAGE 0.09 CREDIT SUISSE FIRST BOSTON LLC (ID: 25746U-10-9)					
1/14	Sale	High Cost	DOMINION RESOURCES INC VA @ 75.77 151.54	(2,000)	75.755	151.51	(139.40)	12.11 S
1/20			BROKERAGE 0.03 CITIGROUP GLOBAL MKTS INC (ID: 25746U-10-9)					
1/14	Sale	High Cost	INTERCONTINENTAL EXCHANGE, INC @ 207.6458	(1,000)	207.63	207.63	(142.87)	64.76 L
1/20			207.64 BROKERAGE 0.01 CITIGROUP GLOBAL MKTS INC (ID: 458866F-10-4)					
1/14	Sale	High Cost	DOMINION RESOURCES INC VA @ 76.2739 381.36	(5,000)	76.258	381.29	(347.65)	33.64 S
1/20			BROKERAGE 0.07 DEUTSCHE BANC ALEX BROWN INC (ID: 25746U-10-9)					
1/15	Sale	High Cost	QUALCOMM INC @ 71.5983 930.77 BROKERAGE 0.29	(13,000)	71.574	930.46	(923.26)	7.20 L
1/21			TAX &/OR SEC .02 UBS SECURITIES LLC (ID: 747525-10-3)					
1/15	Sale	High Cost	INTERCONTINENTAL EXCHANGE, INC @ 206.8896	(3,000)	206.87	620.61	(425.60)	195.01 L
1/21			620.66 BROKERAGE 0.04 TAX &/OR SEC .01 SANFORD C. BERNSTEIN & CO INC (SCB (ID: 458866F-10-4)					
1/15	Sale	High Cost	INTERCONTINENTAL EXCHANGE, INC @ 207.041 207.04	(1,000)	207.03	207.03	(141.08)	65.95 L
1/21			BROKERAGE 0.01 LIQUIDNET INC (ID: 458866F-10-4)					
1/15	Sale	High Cost	PHILIP MORRIS INTERNATIONAL @ 82.745 248.23	(3,000)	82.73	248.19	(246.75)	1.44 L
1/21			BROKERAGE 0.04 CITIGROUP GLOBAL MKTS INC (ID: 718172-10-9)					



NELSON B DELAVAN FOUND, PART A ACCT. R53329000  
For the Period 1/1/15 to 12/31/15

Trade Date	Type	Selection Method	Description	Quantity	Per Unit Amount	Proceeds	Tax Cost	Realized Gain/Loss
<b>Settled Sales/Maturities/Redemptions</b>								
1/15 1/21	Sale High Cost		PHILIP MORRIS INTERNATIONAL @ 82 9526 2,405.62 BROKERAGE 0 43 TAX &/OR SEC 05 CITIGROUP GLOBAL MKTS INC (ID: 718172-10-9)	(29 000)	82.936	2,405.14	(2,378.21)	26.93 L
1/16 1/22	Sale High Cost		QUALCOMM INC @ 71.0263 71.02 BROKERAGE 0.02 UBS SECURITIES LLC (ID: 747525-10-3)	(1,000)	71.00	71.00	(69.74)	1.26 L
1/16 1/22	Sale High Cost		INTERCONTINENTAL EXCHANGE, INC @ 206.5781 413.15 BROKERAGE 0.03 SANFORD C. BERNSTEIN & CO. INC.(SCB (ID: 45866F-10-4)	(2,000)	206.56	413.12	(281.91)	131.21 L
1/16 1/22	Sale High Cost		QUALCOMM INC @ 71.0179 213.05 BROKERAGE 0.06 UBS SECURITIES LLC (ID: 747525-10-3)	(3,000)	70.997	212.99	(209.23)	3.76 L
1/16 1/22	Sale High Cost		FLWSERVE CORP @ 55.5849 166 75 BROKERAGE 0.04 UBS SECURITIES LLC (ID: 34354P-10-5)	(3,000)	55.57	166.71	(232.80)	(66.09) S
1/16 1/22	Sale High Cost		FLWSERVE CORP @ 55.3663 387.56 BROKERAGE 0 10 INVESTMENT TECHNOLOGY GROUP (ITG) (ID: 34354P-10-5)	(7,000)	55.351	387.46	(539.96)	(152.50) S
1/16 1/22	Sale High Cost		FLWSERVE CORP @ 55.4642 388.24 BROKERAGE 0.10 INSTINET (ID. 34354P-10-5)	(7,000)	55.449	388.14	(537.53)	(149.39) S
1/16 1/22	Sale High Cost		FLWSERVE CORP @ 55.3227 663.87 BROKERAGE 0 27 TAX &/OR SEC .01 WEEDEN AND CO (ID: 34354P-10-5)	(12 000)	55.299	663.59	(921.47)	(257.88) S
1/16 1/22	Sale High Cost		FLWSERVE CORP @ 55.28 386 96 BROKERAGE 0.10 LIQUIDNET INC (ID: 34354P-10-5)	(7 000)	55.266	386.86	(537.53)	(150.67) S
1/22 1/27	Sale High Cost		QUALCOMM INC @ 71.8363 2,011 41 BROKERAGE 0 42 TAX &/OR SEC 04 MACQUARIE SECURITIES (USA) INC (ID: 747525-10-3)	(28,000)	71.82	2,010.95	(1,513.76)	497.19 L
1/29 2/3	Sale High Cost		GENERAL MILLS INC @ 53.6134 107.22 BROKERAGE 0.04 MERRILL LYNCH PIERCE FENNER & SMIT (ID: 370334-10-4)	(2 000)	53.59	107.18	(71.83)	35.35 L



NELSON B DELAVAN FOUND. PART A ACCT. R53329000  
For the Period 1/1/15 to 12/31/15

Trade Date	Type	Selection Method	Description	Quantity	Per Unit Amount	Proceeds	Tax Cost	Realized Gain/Loss
<b>Settled Sales/Maturities/Redemptions</b>								
1/29	Sale	High Cost	ISHARES MSCI EAFE INDEX FUND @ 62.1998	(235,000)	62.183	14,613.11	(15,899.17)	(1,286.06) S
2/3			14,616.95 BROKERAGE 3.52 TAX &/OR SEC .32 DEUTSCHE BANC ALEX BROWN INC (ID: 464287-46-5)					
1/29	Sale	High Cost	ISHARES MSCI EAFE INDEX FUND @ 61.9812	(168,000)	61.965	10,410.09	(11,361.06)	(950.97) S
2/3			10,412.84 BROKERAGE 2.52 TAX &/OR SEC .23 UBS SECURITIES LLC (ID: 464287-46-5)					
1/29	Sale	High Cost	ISHARES MSCI EAFE INDEX FUND @ 61.9902	(342,000)	61.974	21,195.05	(23,103.84)	(1,908.79) S
2/3			21,200.64 BROKERAGE 5.13 TAX &/OR SEC .46 BARCLAYS CAPITAL LE (ID: 464287-46-5)					
1/29	Sale	High Cost	GENERAL MILLS INC @ 53.5446 53.54 BROKERAGE	(1,000)	53.53	53.53	(35.92)	17.61 L
2/3			0.01 KNIGHT EQUITY MARKETS L P (ID: 370334-10-4)					
1/30	Sale	High Cost	GENERAL MILLS INC @ 52.4494 52.44 BROKERAGE	(1,000)	52.42	52.42	(35.92)	16.50 L
2/4			0.02 GOLDMAN SACHS & CO (ID: 370334-10-4)					
1/30	Sale	High Cost	GENERAL MILLS INC @ 53.0417 53.04 BROKERAGE	(1,000)	53.03	53.03	(35.92)	17.11 L
2/4			0.01 MORGAN STANLEY & CO. LLC (ID: 370334-10-4)					
1/30	Sale	High Cost	GENERAL MILLS INC @ 52.8224 158.46 BROKERAGE	(3,000)	52.807	158.42	(97.76)	60.66 L
2/4			0.04 CITIGROUP GLOBAL MKTS INC (ID: 370334-10-4)					
1/30	Sale	High Cost	GENERAL MILLS INC @ 53.0186 53.01 BROKERAGE	(1,000)	53.00	53.00	(25.93)	27.07 L
2/4			0.01 SU LEVINSON & SONS LLC (ID: 370334-10-4)					
1/30	Sale	High Cost	ISHARES MSCI EAFE INDEX FUND @ 61.4523 3,748.59	(61,000)	61.429	3,747.14	(4,046.54)	(121.73) L
2/4			BROKERAGE 1.37 TAX &/OR SEC 08 JPMORGAN CLEARING CORP (ID: 464287-46-5)					(177.67) S
1/30	Sale	High Cost	ISHARES MSCI EAFE INDEX FUND @ 61.2819 2,573.83	(42,000)	61.265	2,573.15	(2,739.76)	(166.61) L
2/4			BROKERAGE 0.63 TAX &/OR SEC 05 UBS SECURITIES LLC (ID: 464287-46-5)					



NELSON B DELAVAN FOUND. PART A ACCT. R53329000  
For the Period 1/1/15 to 12/31/15

Trade Date	Type	Selection Method	Description	Quantity	Per Unit Amount	Proceeds	Tax Cost	Realized Gain/Loss
<b>Settled Sales/Maturities/Redemptions</b>								
1/30	Sale		ISHARES MSCI EAFE INDEX FUND @ 61 5382	(329.000)	61.522	20,240.69	(21,461.49)	(1,220.80) L
2/4	High Cost		20,246.06 BROKERAGE 4.93 TAX &/OR SEC .44 MERRILL LYNCH PIERCE FENNER & SMIT (ID: 464287-46-5)					
2/2	Sale		THE PRICELINE GROUP INC @ 1005 1407 1,005.14	(1.000)	1,005.11	1,005.11	(1,057.84)	(52.73) S
2/5	High Cost		BROKERAGE 0.01 TAX &/OR SEC .02 CITIGROUP GLOBAL MKTS INC (ID: 741503-40-3)					
2/2	Sale		GENERAL MILLS INC @ 52.3487 157.04 BROKERAGE	(3.000)	52.333	157.00	(77.79)	79.21 L
2/5	High Cost		0.04 JEFFERIES & COMPANY (ID: 370334-10-4)					
2/2	Sale		ISHARES MSCI EAFE INDEX FUND @ 61.6219 2,464.87	(40.000)	61.606	2,464.22	(2,609.30)	(145.08) L
2/5	High Cost		BROKERAGE 0.60 TAX &/OR SEC 05 KNIGHT EQUITY MARKETS L.P. (ID: 464287-46-5)					
2/3	Sale		THE PRICELINE GROUP INC. @ 1030.034 1,030.03	(1.000)	1,030.00	1,030.00	(700.51)	329.49 L
2/6	High Cost		BROKERAGE 0.01 TAX &/OR SEC 02 CITIGROUP GLOBAL MKTS INC (ID: 741503-40-3)					
2/3	Sale		GENERAL MILLS INC @ 53 2105 212.84 BROKERAGE	(4.000)	53.188	212.75	(103.72)	109.03 L
2/6	High Cost		0.09 SANFORD C. BERNSTEIN & CO.INC.(SCB (ID: 370334-10-4)					
2/6	Sale		OAKMARK INTERNATIONAL FD-I (ID: 413838-20-2)	(2,924.840)	23.80	69,611.19	(70,624.16)	(1,012.97) L
2/9	High Cost							
2/4	Sale		GENERAL MILLS INC @ 53.3963 213.58 BROKERAGE	(4.000)	53.373	213.49	(103.72)	109.77 L
2/9	High Cost		0.09 SANFORD C. BERNSTEIN & CO.INC.(SCB (ID: 370334-10-4)					
2/5	Sale		GENERAL MILLS INC @ 53.3084 213.23 BROKERAGE	(4.000)	53.285	213.14	(103.72)	109.42 L
2/10	High Cost		0.09 SANFORD C. BERNSTEIN & CO INC (SCB (ID: 370334-10-4)					
2/5	Sale		THE PRICELINE GROUP INC @ 1042.9751 1,042.97	(1.000)	1,042.94	1,042.94	(693.49)	349.45 L
2/10	High Cost		BROKERAGE 0.01 TAX &/OR SEC .02 RBC CAPITAL MARKETS CORPORATION (ID: 741503-40-3)					



NELSON B DELAVAN FOUND. PART A ACCT. R53329000  
For the Period 1/1/15 to 12/31/15

Trade Date	Type	Selection Method	Description	Quantity	Per Unit Amount	Proceeds	Tax Cost	Realized Gain/Loss
<b>Settled Sales/Maturities/Redemptions</b>								
2/5	Sale	High Cost	THE PRICELINE GROUP INC. @ 1047.8201 1,047.82	(1,000)	1,047.79	1,047.79	(688.81)	358.98 L
2/10	High Cost		BROKERAGE 0.01 TAX &/OR SEC.02 INVESTMENT TECHNOLOGY GROUP (ITG) (ID: 741503-40-3)					
2/6	Sale	High Cost	GENERAL MILLS INC @ 53.2227 106.44 BROKERAGE	(2,000)	53.20	106.40	(51.86)	54.54 L
2/11	High Cost		0.04 SANFORD C. BERNSTEIN & CO INC.(SCB (ID: 370334-10-4))					
2/6	Sale	High Cost	GENERAL MILLS INC @ 53.2578 53.25 BROKERAGE	(1,000)	53.24	53.24	(25.93)	27.31 L
2/11	High Cost		0.01 KNIGHT EQUITY MARKETS L.P. (ID: 370334-10-4)					
2/6	Sale	High Cost	ISHARES MSCI EAFE INDEX FUND @ 62.6366	(800,000)	62.62	50,096.18	(51,666.25)	(1,799.86) L
2/11	High Cost		50,109.28 BROKERAGE 12.00 TAX &/OR SEC 1.10 INVESTMENT TECHNOLOGY GROUP (ITG) (ID: 464287-46-5)					229.79 S
2/6	Sale	High Cost	FLUOR CORP @ 55.1993 220.79 BROKERAGE 0.06	(4,000)	55.183	220.73	(233.14)	(12.41) L
2/11	High Cost		MORGAN STANLEY & CO. LLC (ID: 343412-10-2)					
2/6	Sale	High Cost	FLUOR CORP @ 55.1134 771.58 BROKERAGE 0.21 TAX	(14,000)	55.097	771.36	(770.96)	0.40 L
2/11	High Cost		&/OR SEC.01 UBS SECURITIES LLC (ID: 343412-10-2)					
2/6	Sale	High Cost	FLUOR CORP @ 55.08 220.32 BROKERAGE 0.06	(4,000)	55.065	220.26	(207.41)	12.85 L
2/11	High Cost		SANFORD C. BERNSTEIN & CO.INC.(SCB (ID: 343412-10-2))					
2/6	Sale	High Cost	FLUOR CORP @ 55.09 275.45 BROKERAGE 0.07 CREDIT	(5,000)	55.076	275.38	(259.26)	16.12 L
2/11	High Cost		SUISSE FIRST BOSTON LLC (ID: 343412-10-2)					
2/9	Sale	High Cost	FLUOR CORP @ 56.1806 280.90 BROKERAGE 0.07	(5,000)	56.166	280.83	(259.27)	21.56 L
2/12	High Cost		CITIGROUP GLOBAL MKTS INC (ID: 343412-10-2)					
2/9	Sale	High Cost	FLUOR CORP @ 56.1683 224.67 BROKERAGE 0.06 UBS	(4,000)	56.153	224.61	(207.41)	17.20 L
2/12	High Cost		SECURITIES LLC (ID 343412-10-2)					

J.P.Morgan

Page 65 of 190



NELSON B DELAVAN FOUND. PART A ACCT. R53329000  
For the Period 1/1/15 to 12/31/15

Trade Date	Type	Selection Method	Description	Quantity	Per Unit Amount	Proceeds	Tax Cost	Realized Gain/Loss
<b>Settled Sales/Maturities/Redemptions</b>								
2/9	Sale	High Cost	FLUOR CORP @ 56.09 280.45 BROKERAGE 0.07	(5,000)	56.076	280.38	(254.18)	26.20 L
2/12	High Cost		JEFFERIES & COMPANY (ID: 343412-10-2)					
2/9	Sale	High Cost	FLUOR CORP @ 56.1017 56.10 BROKERAGE 0.01	(1,000)	56.09	56.09	(49.31)	6.78 L
2/12	High Cost		CREDIT SUISSE FIRST BOSTON LLC (ID: 343412-10-2)					
2/9	Sale	High Cost	VERTEX PHARMACEUTICALS INC @ 108.236 432.94	(4,000)	108.22	432.88	(373.18)	59.70 S
2/12	High Cost		BROKERAGE 0.06 BLOOMBERG TRADEBOOK LLC (ID: 92532F-10-0)					
2/9	Sale	High Cost	GENERAL MILLS INC @ 53.07 159.21 BROKERAGE 0.06	(3,000)	53.05	159.15	(77.79)	81.36 L
2/12	High Cost		SANFORD C. BERNSTEIN & CO. INC. (SCB (ID: 370334-10-4)					
2/10	Sale	High Cost	FLUOR CORP @ 55.7076 167.12 BROKERAGE 0.04	(3,000)	55.693	167.08	(147.81)	19.27 L
2/13	High Cost		MERRILL LYNCH PIERCE FENNER & SMIT (ID: 343412-10-2)					
2/10	Sale	High Cost	VERTEX PHARMACEUTICALS INC @ 108.4474 108.44	(1,000)	108.43	108.43	(93.30)	15.13 S
2/13	High Cost		BROKERAGE 0.01 BLOOMBERG TRADEBOOK LLC (ID: 92532F-10-0)					
2/10	Sale	High Cost	VERTEX PHARMACEUTICALS INC @ 108.2122 216.42	(2,000)	108.19	216.38	(186.59)	29.79 S
2/13	High Cost		BROKERAGE 0.04 MERRILL LYNCH PIERCE FENNER & SMIT (ID: 92532F-10-0)					
2/10	Sale	High Cost	FLUOR CORP @ 55.6503 55.65 BROKERAGE 0.01	(1,000)	55.64	55.64	(49.19)	6.45 L
2/13	High Cost		CREDIT SUISSE FIRST BOSTON LLC (ID: 343412-10-2)					
2/10	Sale	High Cost	FLUOR CORP @ 55.65 222.60 BROKERAGE 0.06 UBS	(4,000)	55.635	222.54	(196.75)	25.79 L
2/13	High Cost		SECURITIES LLC (ID: 343412-10-2)					
2/10	Sale	High Cost	GENERAL MILLS INC @ 53.0187 106.03 BROKERAGE	(2,000)	52.995	105.99	(51.86)	54.13 L
2/13	High Cost		0.04 SANFORD C. BERNSTEIN & CO. INC (SCB (ID: 370334-10-4)					
2/10	Sale	High Cost	GENERAL MILLS INC @ 53.2682 266.34 BROKERAGE	(5,000)	53.246	266.23	(129.65)	136.58 L
2/13	High Cost		0.11 BMO NESBITT BURNS CORP (ID: 370334-10-4)					



NELSON B DELAVAN FOUND. PART A ACCT. RS3329000  
For the Period 1/1/15 to 12/31/15



00740730290010002778

Trade Date	Type	Selection Method	Description	Quantity	Per Unit Amount	Proceeds	Tax Cost	Realized Gain/Loss
<b>Settled Sales/Maturities/Redemptions</b>								
2/10	Sale	High Cost	VERTEX PHARMACEUTICALS INC @ 108.497 108.49	(1,000)	108.47	108.47	(93.30)	15.17 S
2/13	High Cost		BROKERAGE 0.02 MERRILL LYNCH PIERCE FENNER & SMIT (ID: 92532F-10-0)					
2/11	Sale	High Cost	FLUOR CORP @ 55.2319 165.69 BROKERAGE 0.04	(3,000)	55.217	165.65	(147.54)	18.11 L
2/17	High Cost		MERRILL LYNCH PIERCE FENNER & SMIT (ID: 343412-10-2)					
2/11	Sale	High Cost	VERTEX PHARMACEUTICALS INC @ 108.6164 108.61	(1,000)	108.60	108.60	(93.30)	15.30 S
2/17	High Cost		BROKERAGE 0.01 INSTINET (ID: 92532F-10-0)					
2/11	Sale	High Cost	VERTEX PHARMACEUTICALS INC @ 109.5631 109.56	(1,000)	109.55	109.55	(93.29)	16.26 S
2/17	High Cost		BROKERAGE 0.01 BLOOMBERG TRADEBOOK LLC (ID: 92532F-10-0)					
2/11	Sale	High Cost	FLUOR CORP @ 55.49 166.47 BROKERAGE 0.04	(3,000)	55.477	166.43	(147.49)	18.94 L
2/17	High Cost		JEFFERIES & COMPANY (ID: 343412-10-2)					
2/11	Sale	High Cost	GENERAL MILLS INC @ 53.1658 53.16 BROKERAGE	(1,000)	53.14	53.14	(25.93)	27.21 L
2/17	High Cost		0.02 BMO NESBITT BURNS CORP (ID: 370334-10-4)					
2/11	Sale	High Cost	FLUOR CORP @ 55.5223 166.56 BROKERAGE 0.04	(3,000)	55.507	166.52	(147.43)	19.09 L
2/17	High Cost		CITIGROUP GLOBAL MKTS INC (ID: 343412-10-2)					
2/11	Sale	High Cost	GENERAL MILLS INC @ 53.1329 53.13 BROKERAGE	(1,000)	53.12	53.12	(25.93)	27.19 L
2/17	High Cost		0.01 CITIGROUP GLOBAL MKTS INC (ID: 370334-10-4)					
2/11	Sale	High Cost	FLUOR CORP @ 55.6031 55.60 BROKERAGE 0.01 UBS	(1,000)	55.59	55.59	(49.14)	6.45 L
2/17	High Cost		SECURITIES LLC (ID: 343412-10-2)					
2/11	Sale	High Cost	FLUOR CORP @ 55.455 55.43 BROKERAGE 0.01	(1,000)	55.42	55.42	(49.14)	6.28 L
2/17	High Cost		INVESTMENT TECHNOLOGY GROUP (ITG) (ID: 343412-10-2)					
2/11	Sale	High Cost	FLUOR CORP @ 55.485 55.48 BROKERAGE 0.01	(1,000)	55.47	55.47	(49.13)	6.34 L
2/17	High Cost		LIQUIDNET INC (ID: 343412-10-2)					



NELSON B DELAVAN FOUND. PART A ACCT. R53329000  
For the Period 1/1/15 to 12/31/15

Trade Date	Type	Selection Method	Description	Quantity	Per Unit Amount	Proceeds	Tax Cost	Realized Gain/Loss
<b>Settled Sales/Maturities/Redemptions</b>								
2/17	Redemption	Pro Rata	BARC BREN PLDMLNPM 2/17/15 10% BUFFER-1.21%XLV	(20,000.000)	108.931	21,786.17	(19,800.00)	1,986.17 L
2/17			12.10%MAX-10%CAP PLDMLNPM.726.20 TO REDEMPTION (ID: 06741T-4X-2)					
2/12	Sale	High Cost	VERTEX PHARMACEUTICALS INC @ 108.905 108.90 BROKERAGE 0.01 LIQUIDNET INC (ID: 92532F-10-0)	(1.000)	108.89	108.89	(93.30)	15.59 S
2/12	Sale	High Cost	FLUOR CORP @ 56.36 56.36 BROKERAGE 0.01 MERRILL LYNCH PIERCE FENNER & SMIT (ID: 343412-10-2)	(1.000)	56.35	56.35	(49.13)	7.22 L
2/12	Sale	High Cost	FLUOR CORP @ 56.11 56.11 BROKERAGE 0.01 CITIGROUP GLOBAL MKTS INC (ID: 343412-10-2)	(1.000)	56.10	56.10	(49.13)	6.97 L
2/12	Sale	High Cost	FLUOR CORP @ 56.21 56.21 BROKERAGE 0.01 INVESTMENT TECHNOLOGY GROUP (ITG) (ID: 343412-10-2)	(1.000)	56.20	56.20	(49.13)	7.07 L
2/12	Sale	High Cost	FLUOR CORP @ 56.13 56.13 BROKERAGE 0.01 LIQUIDNET INC (ID: 343412-10-2)	(1.000)	56.12	56.12	(49.13)	6.99 L
2/12	Sale	High Cost	GENERAL MILLS INC @ 52.8933 105.78 BROKERAGE 0 03 UBS SECURITIES LLC (ID: 370334-10-4)	(2.000)	52.875	105.75	(51.86)	53.89 L
2/12	Sale	High Cost	VERTEX PHARMACEUTICALS INC @ 109.2144 218.42 BROKERAGE 0 03 SANFORD C. BERNSTEIN & CO.INC.(SCB (ID: 92532F-10-0)	(2.000)	109.195	218.39	(172.10)	46.29 S
2/13	Sale	High Cost	GENERAL MILLS INC @ 52.4534 52.45 BROKERAGE 0.01 INSTINET (ID: 370334-10-4)	(1.000)	52.44	52.44	(25.93)	26.51 L
2/13	Sale	High Cost	KLA-TENCOR CORP @ 63.788 1,658.48 BROKERAGE 0 39 TAX &/OR SEC 03 MORGAN STANLEY & CO. LLC (ID: 482480-10-0)	(26.000)	63.772	1,658.06	(1,916.50)	(258.44) S
2/13	Sale	High Cost	VERTEX PHARMACEUTICALS INC @ 113.611 113.61 BROKERAGE 0.01 INSTINET (ID: 92532F-10-0)	(1.000)	113.60	113.60	(78.81)	34.79 S



NELSON B DELAVAN FOUND. PART A ACCT. R53329000  
For the Period 1/1/15 to 12/31/15

Trade Date	Type	Description	Quantity	Per Unit Amount	Proceeds	Tax Cost	Realized Gain/Loss
Settle Date	Selection Method						
<b>Settled Sales/Maturities/Redemptions</b>							
2/13	Sale	VERTEX PHARMACEUTICALS INC @ 112.3672 224.73	(2,000)	112.35	224.70	(157.61)	67.09 S
2/19	High Cost	BROKERAGE 0.03 BLOOMBERG TRADEBOOK LLC (ID: 92532F-10-0)					
2/13	Sale	FLUOR CORP @ 57.7047 519.34 BROKERAGE 0.13	(9,000)	57.69	519.21	(442.16)	77.05 L
2/19	High Cost	MERRILL LYNCH PIERCE FENNER & SMIT (ID: 343412-10-2)					
2/13	Sale	DOW CHEMICAL CO @ 49.3503 1,529.85 BROKERAGE 0.46 TAX &/OR SEC.02 CITIGROUP GLOBAL MKTS INC (ID: 260543-10-3)	(31,000)	49.335	1,529.37	(957.69)	571.68 L
2/19	High Cost						
2/13	Sale	DOW CHEMICAL CO @ 49.3205 739.80 BROKERAGE 0.22 TAX &/OR SEC.01 CITIGROUP GLOBAL MKTS INC (ID: 260543-10-3)	(15,000)	49.305	739.57	(463.40)	276.17 L
2/19	High Cost						
2/13	Sale	DOW CHEMICAL CO @ 49.3888 2,024.94 BROKERAGE 0.92 TAX &/OR SEC.03 OPPENHEIMER & CO. INC. (ID: 260543-10-3)	(41,000)	49.366	2,023.99	(1,246.08)	777.91 L
2/19	High Cost						
2/13	Sale	DOW CHEMICAL CO @ 49.355 839.03 BROKERAGE 0.25 TAX &/OR SEC.01 STATE STREET GLOBAL MARKETS, LLC. (ID: 260543-10-3)	(17,000)	49.339	838.77	(510.56)	328.21 L
2/19	High Cost						
2/13	Sale	FLUOR CORP @ 57.715 57.71 BROKERAGE 0.01 STATE STREET GLOBAL MARKETS, LLC. (ID: 343412-10-2)	(1,000)	57.70	57.70	(49.13)	8.57 L
2/19	High Cost						
2/17	Sale	KLA-TENCOR CORP @ 63.8056 510.44 BROKERAGE 0.12 CITIGROUP GLOBAL MKTS INC (ID: 482480-10-0)	(8,000)	63.79	510.32	(539.70)	(29.38) S
2/20	High Cost						
2/17	Sale	GENERAL MILLS INC @ 52.3377 52.33 BROKERAGE 0.02 FIRST UNION CAPITAL MARKETS (ID: 370334-10-4)	(1,000)	52.31	52.31	(25.93)	26.38 L
2/20	High Cost						
2/17	Sale	GENERAL MILLS INC @ 52.3964 52.39 BROKERAGE 0.01 BLOOMBERG TRADEBOOK LLC (ID: 370334-10-4)	(1,000)	52.38	52.38	(25.93)	26.45 L
2/20	High Cost						

J.P.Morgan

Page 69 of 190



NELSON B DELAVAN FOUND. PART A ACCT. R53329000  
For the Period 1/1/15 to 12/31/15

Trade Date	Type	Selection Method	Description	Quantity	Per Unit Amount	Proceeds	Tax Cost	Realized Gain/Loss
<b>Settled Sales/Maturities/Redemptions</b>								
2/18	Sale	High Cost	GENERAL MILLS INC @ 52 7333 158.19 BROKERAGE	(3,000)	52.71	158.13	(77.79)	80.34 L
2/23			0 06 SANFORD C. BERNSTEIN & CO INC.(SCB (ID: 370334-10-4)					
2/25	Redemption	Pro Rata	CS CYCLICAL SECT REL PERF NT 2/25/15 1.09 XLEV	(35,000,000)	119.156	41,704.60	(34,650.00)	7,054.60 L
2/25			BASKET UPSIDE- UNCAPPED 1:1 SPX DOWNSIDE 27/14 SPX:1797.02 BSKT IXM:212 50 IXI:504.93 IXT:351 01 TO REDEMPTION (ID: 22547Q-HK-5)					
2/25	Sale	High Cost	CSX CORP @ 35.2158 281.72 BROKERAGE 0.12 UBS	(8,000)	35.20	281.60	(184.75)	96.85 L
3/2			SECURITIES LLC (ID: 126408-10-3)					
2/26	Sale	High Cost	CSX CORP @ 35.212 35.21 BROKERAGE 0 01 MORGAN	(1,000)	35.20	35.20	(23.09)	12.11 L
3/3			STANLEY & CO. LLC (ID: 126408-10-3)					
2/26	Sale	High Cost	CSX CORP @ 35.02 175.10 BROKERAGE 0 11 MORGAN	(5,000)	34.998	174.99	(115.47)	59.52 L
3/3			STANLEY & CO. LLC (ID: 126408-10-3)					
2/26	Sale	High Cost	CSX CORP @ 34.7753 69.55 BROKERAGE 0 04 MORGAN	(2,000)	34.755	69.51	(46.19)	23.32 L
3/3			STANLEY & CO LLC (ID: 126408-10-3)					
2/26	Sale	High Cost	CSX CORP @ 34.7474 104.24 BROKERAGE 0.06 MORGAN	(3,000)	34.727	104.18	(69.28)	34.90 L
3/3			STANLEY & CO LLC (ID: 126408-10-3)					
2/26	Sale	High Cost	CSX CORP @ 34.418 585.10 BROKERAGE 0.38 TAX	(17,000)	34.395	584.71	(381.26)	203.45 L
3/3			&/OR SEC 01 MORGAN STANLEY & CO. LLC (ID: 126408-10-3)					
2/26	Sale	High Cost	CSX CORP @ 34.4329 137.73 BROKERAGE 0.06 CREDIT	(4,000)	34.418	137.67	(85.87)	51.80 L
3/3			SUISSE FIRST BOSTON LLC (ID: 126408-10-3)					
2/26	Sale	High Cost	CSX CORP @ 35.0859 280.68 BROKERAGE 0.18	(8,000)	35.063	280.50	(171.75)	108.75 L
3/3			CITIGROUP GLOBAL MKTS INC (ID: 126408-10-3)					
2/26	Sale	High Cost	CSX CORP @ 34.753 173.76 BROKERAGE 0.11	(5,000)	34.73	173.65	(107.33)	66.32 L
3/3			CITIGROUP GLOBAL MKTS INC (ID: 126408-10-3)					
2/26	Sale	High Cost	CSX CORP @ 34.31 34.31 BROKERAGE 0 01 UBS	(1,000)	34.30	34.30	(21.46)	12.84 L
3/3			SECURITIES LLC (ID: 126408-10-3)					



NELSON B DELAVAN FOUND, PART A ACCT. R53329000  
For the Period 1/1/15 to 12/31/15

Trade Date	Type	Selection Method	Description	Quantity	Per Unit Amount	Proceeds	Tax Cost	Realized Gain/Loss
<b>Settled Sales/Maturities/Redemptions</b>								
2/27	Sale	High Cost	CSX CORP @ 34.3232 68 64 BROKERAGE 0.03 JEFFERIES & COMPANY (ID: 126408-10-3)	(2,000)	34,305	68 61	(42.92)	25 69 L
3/4	High Cost							
2/27	Sale	High Cost	CSX CORP @ 34.3181 308.86 BROKERAGE 0.20 MORGAN STANLEY & CO. LLC (ID: 126408-10-3)	(9,000)	34,296	308.66	(193 15)	115.51 L
3/4	High Cost							
2/27	Sale	High Cost	CSX CORP @ 34.5457 1,416 37 BROKERAGE 0.92 TAX &/OR SEC.02 MORGAN STANLEY & CO. LLC (ID: 126408-10-3)	(41,000)	34,523	1,415 43	(875 13)	540.30 L
3/4	High Cost							
2/27	Sale	High Cost	CSX CORP @ 34.465 172 32 BROKERAGE 0.07 BARCLAYS CAPITAL LE (ID: 126408-10-3)	(5,000)	34 45	172.25	(106 45)	65.80 L
3/4	High Cost							
2/27	Sale	High Cost	CSX CORP @ 34.2426 102.72 BROKERAGE 0.04 LOOP CAPITAL MARKETS LLC (ID: 126408-10-3)	(3,000)	34 227	102.68	(63.87)	38.81 L
3/4	High Cost							
3/2	Sale	High Cost	CSX CORP @ 34.489 34 48 BROKERAGE 0.01 SJ LEVINSON & SONS LLC (ID: 126408-10-3)	(1,000)	34,47	34 47	(21 29)	13.18 L
3/5	High Cost							
3/2	Sale	High Cost	CSX CORP @ 34.5016 310 51 BROKERAGE 0.20 S G COWEN & CO (ID: 126408-10-3)	(9,000)	34,479	310.31	(191.60)	118.71 L
3/5	High Cost							
3/2	Sale	High Cost	CSX CORP @ 34.6366 762.00 BROKERAGE 0.49 TAX &/OR SEC.01 MORGAN STANLEY & CO. LLC (ID: 126408-10-3)	(22,000)	34 614	761.50	(468.16)	293.34 L
3/5	High Cost							
3/3	Sale	High Cost	CSX CORP @ 34.171 34.17 BROKERAGE 0.01 SJ LEVINSON & SONS LLC (ID: 126408-10-3)	(1,000)	34 16	34 16	(21 25)	12 91 L
3/6	High Cost							
3/3	Sale	High Cost	CSX CORP @ 34.161 239 12 BROKERAGE 0.15 MORGAN STANLEY & CO. LLC (ID: 126408-10-3)	(7,000)	34,139	238.97	(148.74)	90 23 L
3/6	High Cost							
3/6	Sale	High Cost	SCHLUMBERGER LTD @ 83.2381 2,497.14 BROKERAGE 0.45 TAX &/OR SEC.04 MERRILL LYNCH PIERCE FENNER & SMIT (ID: 806857-10-8)	(30,000)	83 222	2,496 65	(2,587.40)	(88.02) L (2.73) S
3/11	High Cost							
3/6	Sale	High Cost	SCHLUMBERGER LTD @ 83 11 1,994 64 BROKERAGE 0.36 TAX &/OR SEC.03 UBS SECURITIES LLC (ID 806857-10-8)	(24,000)	83 094	1,994 25	(2,009.98)	(7.66) L (8 07) S
3/11	High Cost							



NELSON B DELAVAN FOUND, PART A ACCT. R53329000  
For the Period 1/1/15 to 12/31/15

Trade Date	Type	Selection Method	Description	Quantity	Per Unit Amount	Proceeds	Tax Cost	Realized Gain/Loss
<b>Settled Sales/Maturities/Redemptions</b>								
3/11	Sale		COMCAST CORP CL A @ 58.2964 1,690.59 BROKERAGE	(29,000)	58.28	1,690.13	(1,051.18)	638.95 L
3/16	High Cost		0.43 TAX &/OR SEC 03 MERRILL LYNCH PIERCE FENNER & SMIT (ID: 20030N-10-1)					
3/11	Sale		YUM BRANDS INC @ 76.984 230.95 BROKERAGE 0.04	(3,000)	76.97	230.91	(104.38)	126.53 L
3/16	High Cost		MORGAN STANLEY & CO. LLC (ID: 988498-10-1)					
3/11	Sale		YUM BRANDS INC @ 76.6832 153.36 BROKERAGE 0.03	(2,000)	76.665	153.33	(69.58)	83.75 L
3/16	High Cost		CITIGROUP GLOBAL MKTS INC (ID: 988498-10-1)					
3/11	Sale		COMCAST CORP CL A @ 58.1297 1,802.02 BROKERAGE	(31,000)	58.114	1,801.53	(894.33)	907.20 L
3/16	High Cost		0.46 TAX &/OR SEC 03 MERRILL LYNCH PIERCE FENNER & SMIT (ID: 20030N-10-1)					
3/11	Sale		YUM BRANDS INC @ 76.5587 612.46 BROKERAGE 0.12	(8,000)	76.541	612.33	(275.55)	336.78 L
3/16	High Cost		TAX &/OR SEC 01 CITIGROUP GLOBAL MKTS INC (ID: 988498-10-1)					
3/11	Sale		YUM BRANDS INC @ 76.50 459 00 BROKERAGE 0 09	(6,000)	76.485	458.91	(205.40)	253.51 L
3/16	High Cost		UBS SECURITIES LLC (ID: 988498-10-1)					
3/11	Sale		YUM BRANDS INC @ 76.9216 461.52 BROKERAGE 0 09	(6,000)	76.905	461.43	(205.41)	256.02 L
3/16	High Cost		STATE STREET GLOBAL MARKETS, LLC (ID: 988498-10-1)					
3/12	Sale		YUM BRANDS INC @ 77.5408 930.48 BROKERAGE 0.18	(12,000)	77.524	930.29	(407.75)	522.54 L
3/17	High Cost		TAX &/OR SEC 01 CITIGROUP GLOBAL MKTS INC (ID: 988498-10-1)					
3/12	Sale		YUM BRANDS INC @ 76.9973 153.99 BROKERAGE 0.03	(2,000)	76.98	153.96	(66.94)	87.02 L
3/17	High Cost		CITIGROUP GLOBAL MKTS INC (ID: 988498-10-1)					
3/12	Sale		JOHNSON & JOHNSON @ 99.7129 1,395.98 BROKERAGE	(14,000)	99.696	1,395.75	(1,179.42)	216.33 L
3/17	High Cost		0.21 TAX &/OR SEC 02 KNIGHT EQUITY MARKETS L.P. (ID: 478160-10-4)					



NELSON B DELAVAN FOUND. PART A ACCT. R53329000  
For the Period 1/1/15 to 12/31/15

Trade Date	Type	Selection Method	Description	Quantity	Per Unit Amount	Proceeds	Tax Cost	Realized Gain/Loss
<b>Settled Sales/Maturities/Redemptions</b>								
3/12	Sale	High Cost	MERCK AND CO INC @ 56.0407 1,176 85 BROKERAGE	(21,000)	56.025	1,176.52	(1,303.52)	(127.00) S
3/17			0.31 TAX &/OR SEC 02 KNIGHT EQUITY MARKETS L.P. (ID: 58933Y-10-5)					
3/16	Sale	High Cost	ALCOA INC @ 13.26 66.30 BROKERAGE 0.11 MORGAN	(5,000)	13.238	66.19	(85.76)	(19.57) S
3/19			STANLEY & CO. LLC (ID: 013817-10-1)					
3/16	Sale	High Cost	ALCOA INC @ 13.2534 994.00 BROKERAGE 1.68 TAX	(75,000)	13.231	992.31	(1,284.63)	(292.32) S
3/19			&/OR SEC. 01 MORGAN STANLEY & CO. LLC (ID: 013817-10-1)					
3/17	Sale	High Cost	ALCOA INC @ 13.10 104.80 BROKERAGE 0.18 FIRST	(8,000)	13.078	104.62	(137.03)	(32.41) S
3/20			UNION CAPITAL MARKETS (ID: 013817-10-1)					
3/17	Sale	High Cost	ALCOA INC @ 13.10 13.10 BROKERAGE 0.02 JAMES	(1,000)	13.08	13.08	(17.13)	(4.05) S
3/20			CAPEL SECURITIES INC. (ID: 013817-10-1)					
3/18	Sale	High Cost	ALCOA INC @ 13.1038 26.20 BROKERAGE 0.03 UBS	(2,000)	13.085	26.17	(34.26)	(8.09) S
3/23			SECURITIES LLC (ID: 013817-10-1)					
3/18	Sale	High Cost	ALCOA INC @ 13.15 92.05 BROKERAGE 0.15 MORGAN	(7,000)	13.129	91.90	(119.90)	(28.00) S
3/23			STANLEY & CO. LLC (ID: 013817-10-1)					
3/18	Sale	High Cost	ALCOA INC @ 13.1407 52.56 BROKERAGE 0.09 FIRST	(4,000)	13.118	52.47	(68.51)	(16.04) S
3/23			UNION CAPITAL MARKETS (ID: 013817-10-1)					
3/18	Sale	High Cost	ALCOA INC @ 13.1244 144.36 BROKERAGE 0.24 JAMES	(11,000)	13.102	144.12	(188.28)	(44.16) S
3/23			CAPEL SECURITIES INC. (ID: 013817-10-1)					
3/18	Sale	High Cost	ALCOA INC @ 13.1615 355.36 BROKERAGE 0.60	(27,000)	13.139	354.76	(461.40)	(106.64) S
3/23			DEUTSCHE BANC ALEX BROWN INC (ID: 013817-10-1)					
3/18	Sale	High Cost	ALCOA INC @ 13.2823 39.84 BROKERAGE 0.04 UBS	(3,000)	13.267	39.80	(51.20)	(11.40) S
3/23			SECURITIES LLC (ID: 013817-10-1)					
3/18	Sale	High Cost	ALCOA INC @ 13.2244 211.59 BROKERAGE 0.36 JAMES	(16,000)	13.202	211.23	(273.06)	(61.83) S
3/23			CAPEL SECURITIES INC. (ID: 013817-10-1)					



NELSON B DELAVAN FOUND. PART A ACCT. R53329000  
For the Period 1/1/15 to 12/31/15

Trade Date	Type	Selection Method	Description	Quantity	Per Unit Amount	Proceeds	Tax Cost	Realized Gain/Loss
Settle Date								
<b>Settled Sales/Maturities/Redemptions</b>								
3/18	Sale	High Cost	ALCOA INC @ 13.1751 118.57 BROKERAGE 0 20	(9,000)	13.152	118.37	(151.92)	(33.55) S
3/23	High Cost		MORGAN STANLEY & CO. LLC (ID: 013817-10-1)					
3/18	Sale	High Cost	ALCOA INC @ 13.3382 253.42 BROKERAGE 0.42	(19,000)	13.316	253.00	(311.24)	(58.24) S
3/23	High Cost		CITIGROUP GLOBAL MKTS INC (ID: 013817-10-1)					
3/19	Sale	High Cost	ALCOA INC @ 13.13 26.26 BROKERAGE 0.04	(2,000)	13.11	26.22	(32.72)	(6.50) S
3/24	High Cost		CITIGROUP GLOBAL MKTS INC (ID: 013817-10-1)					
3/19	Sale	High Cost	CITIGROUP INC NEW @ 52.5068 315.04 BROKERAGE	(6,000)	52.492	314.95	(336.14)	(21.19) S
3/24	High Cost		0.09 KNIGHT EQUITY MARKETS L.P. (ID: 172967-42-4)					
3/19	Sale	High Cost	CITIGROUP INC NEW @ 52.5038 735.05 BROKERAGE	(14,000)	52.488	734.83	(784.33)	(49.50) S
3/24	High Cost		0.21 TAX &/OR SEC.01 CREDIT SUISSE FIRST BOSTON LLC (ID: 172967-42-4)					
3/19	Sale	High Cost	ALCOA INC @ 12.9733 64.86 BROKERAGE 0 11	(5,000)	12.95	64.75	(81.80)	(17.05) S
3/24	High Cost		CITIGROUP GLOBAL MKTS INC (ID: 013817-10-1)					
3/19	Sale	High Cost	ALCOA INC @ 12.85 25.70 BROKERAGE 0 04	(2,000)	12.83	25.66	(32.72)	(7.06) S
3/24	High Cost		CITIGROUP GLOBAL MKTS INC (ID: 013817-10-1)					
3/19	Sale	High Cost	ALCOA INC @ 13.00 39.00 BROKERAGE 0 06	(3,000)	12.98	38.94	(49.08)	(10.14) S
3/24	High Cost		CITIGROUP GLOBAL MKTS INC (ID: 013817-10-1)					
3/19	Sale	High Cost	CITIGROUP INC NEW @ 52.5147 105.02 BROKERAGE	(2,000)	52.495	104.99	(112.05)	(7.06) S
3/24	High Cost		0 03 CITIGROUP GLOBAL MKTS INC (ID: 172967-42-4)					
3/19	Sale	High Cost	ALCOA INC @ 12.8633 64.31 BROKERAGE 0.11	(5,000)	12.84	64.20	(81.73)	(17.53) S
3/24	High Cost		DEUTSCHE BANC ALEX BROWN INC (ID: 013817-10-1)					
3/19	Sale	High Cost	CITIGROUP INC NEW @ 52.38 52.38 BROKERAGE 0 01	(1,000)	52.37	52.37	(56.03)	(3.66) S
3/24	High Cost		DEUTSCHE BANC ALEX BROWN INC (ID: 172967-42-4)					
3/19	Sale	High Cost	CITIGROUP INC NEW @ 52.5022 52.50 BROKERAGE	(1,000)	52.49	52.49	(56.02)	(3.53) S
3/24	High Cost		0 01 STATE STREET GLOBAL MARKETS, LLC (ID: 172967-42-4)					



NELSON B DELAVAN FOUND. PART A ACCT. R53329000  
For the Period 1/1/15 to 12/31/15

Trade Date	Type	Selection Method	Description	Quantity	Per Unit Amount	Proceeds	Tax Cost	Realized Gain/Loss
<b>Settled Sales/Maturities/Redemptions</b>								
3/19 3/24	Sale High Cost		CITIGROUP INC NEW @ 52.4714 1.259 31 BROKERAGE 0.36 TAX &/OR SEC.02 SJ LEVINSON & SONS LLC (ID: 172967-42-4)	(24.000)	52.455	1,258.93	(1,166.60)	92.33 L
3/19 3/24	Sale High Cost		CITIGROUP INC NEW @ 52.4566 367.19 BROKERAGE 0.10 S COWEN & CO (ID 172967-42-4)	(7.000)	52.441	367.09	(287.00)	80.09 L
3/19 3/24	Sale High Cost		ALCOA INC @ 13.0585 104.46 BROKERAGE 0.18 JAMES CAPEL SECURITIES INC. (ID: 013817-10-1)	(8.000)	13.035	104.28	(130.43)	(26.15) S
3/19 3/24	Sale High Cost		ALCOA INC @ 12.88 12.88 BROKERAGE 0.02 JAMES CAPEL SECURITIES INC. (ID 013817-10-1)	(1.000)	12.86	12.86	(16.30)	(3.44) S
3/19 3/24	Sale High Cost		ALCOA INC @ 13.00 26.00 BROKERAGE 0.04 JAMES CAPEL SECURITIES INC. (ID: 013817-10-1)	(2.000)	12.98	25.96	(32.61)	(6.65) S
3/20 3/25	Sale High Cost		ALCOA INC @ 13.00 26.00 BROKERAGE 0.04 CITIGROUP GLOBAL MKTS INC (ID: 013817-10-1)	(2.000)	12.98	25.96	(32.61)	(6.65) S
3/20 3/25	Sale High Cost		ALCOA INC @ 13.05 52.20 BROKERAGE 0.09 MORGAN STANLEY & CO LLC (ID 013817-10-1)	(4.000)	13.028	52.11	(65.22)	(13.11) S
3/20 3/25	Sale High Cost		ALCOA INC @ 13.04 13.04 BROKERAGE 0.02 BNP PARIBAS SECURITIES BOND (ID: 013817-10-1)	(1.000)	13.02	13.02	(16.30)	(3.28) S
3/20 3/25	Sale High Cost		ALCOA INC @ 13.03 26.06 BROKERAGE 0.04 BNP PARIBAS SECURITIES BOND (ID: 013817-10-1)	(2.000)	13.01	26.02	(32.61)	(6.59) S
3/20 3/25	Sale High Cost		ALCOA INC @ 12.9867 77.92 BROKERAGE 0.13 JAMES CAPEL SECURITIES INC. (ID: 013817-10-1)	(6.000)	12.965	77.79	(97.83)	(20.04) S
3/20 3/25	Sale High Cost		ALCOA INC @ 13.0567 39.17 BROKERAGE 0.06 JAMES CAPEL SECURITIES INC (ID: 013817-10-1)	(3.000)	13.037	39.11	(48.91)	(9.80) S
3/20 3/25	Sale High Cost		ALCOA INC @ 13.00 39.00 BROKERAGE 0.06 MORGAN STANLEY & CO. LLC (ID. 013817-10-1)	(3.000)	12.98	38.94	(48.91)	(9.97) S
3/20 3/25	Sale High Cost		ALCOA INC @ 12.99 38.97 BROKERAGE 0.06 CITIGROUP GLOBAL MKTS INC (ID: 013817-10-1)	(3.000)	12.97	38.91	(48.91)	(10.00) S



NELSON B DELAVAN FOUND. PART A ACCT. F53329000  
For the Period 1/1/15 to 12/31/15

Trade Date	Type	Selection Method	Description	Quantity	Per Unit Amount	Proceeds	Tax Cost	Realized Gain/Loss
<b>Settled Sales/Maturities/Redemptions</b>								
3/20	Sale	High Cost	ALCOA INC @ 12.99 51.96 BROKERAGE 0.09	(4.000)	12.968	51.87	(65.22)	(13.35) S
3/25	High Cost		CITIGROUP GLOBAL MKTS INC (ID: 013817-10-1)					
3/20	Sale	High Cost	ALCOA INC @ 12.99 25.98 BROKERAGE 0.04 JAMES	(2.000)	12.97	25.94	(32.61)	(6.67) S
3/25	High Cost		CAPEL SECURITIES INC. (ID: 013817-10-1)					
3/23	Sale	High Cost	ALCOA INC @ 12.99 38.97 BROKERAGE 0.06	(3.000)	12.97	38.91	(48.91)	(10.00) S
3/26	High Cost		CITIGROUP GLOBAL MKTS INC (ID: 013817-10-1)					
3/23	Sale	High Cost	ALCOA INC @ 13.0826 170.07 BROKERAGE 0.29	(13.000)	13.06	169.78	(211.96)	(42.18) S
3/26	High Cost		CITIGROUP GLOBAL MKTS INC (ID: 013817-10-1)					
3/23	Sale	High Cost	ALCOA INC @ 13.005 13.00 BROKERAGE 0.01 STATE	(1.000)	12.99	12.99	(16.30)	(3.31) S
3/26	High Cost		STREET GLOBAL MARKETS, LLC. (ID: 013817-10-1)					
3/23	Sale	High Cost	ALCOA INC @ 13.115 104.92 BROKERAGE 0.18 JAMES	(8.000)	13.093	104.74	(130.06)	(25.32) S
3/26	High Cost		CAPEL SECURITIES INC. (ID: 013817-10-1)					
3/23	Sale	High Cost	ALCOA INC @ 13.075 104.60 BROKERAGE 0.18 MORGAN	(8.000)	13.053	104.42	(129.83)	(25.41) S
3/26	High Cost		STANLEY & CO. LLC (ID: 013817-10-1)					
3/23	Sale	High Cost	ALCOA INC @ 13.0853 65.42 BROKERAGE 0.11	(5.000)	13.062	65.31	(81.15)	(15.84) S
3/26	High Cost		CITIGROUP GLOBAL MKTS INC (ID: 013817-10-1)					
3/23	Sale	High Cost	ALCOA INC @ 13.0747 130.74 BROKERAGE 0.22 JAMES	(10.000)	13.052	130.52	(162.29)	(31.77) S
3/26	High Cost		CAPEL SECURITIES INC (ID: 013817-10-1)					
3/24	Sale	High Cost	ALCOA INC @ 13.0537 13.05 BROKERAGE 0.01 MORGAN	(1.000)	13.04	13.04	(16.23)	(3.19) S
3/27	High Cost		STANLEY & CO. LLC (ID: 013817-10-1)					
3/24	Sale	High Cost	ALCOA INC @ 13.0594 143.65 BROKERAGE 0.24	(11.000)	13.037	143.41	(178.52)	(35.11) S
3/27	High Cost		MORGAN STANLEY & CO LLC (ID: 013817-10-1)					
3/27	Sale	High Cost	DB MARKET PLUS WTI 07/21/15 79.9% BARRIER- 6.5%CPN INITIAL LEVEL 05/23/14 CL1: 104.35 @ 50.18 JP MORGAN SECURITIES LLC F.I. (ID: 25152R-KH-5)	(20,000,000)	50.18	10,036.00	(19,760.00)	(9,724.00) S



**NELSON B DELAVAN FOUND. PART A ACCT. R53329000**  
 For the Period 1/1/15 to 12/31/15

Trade Date	Type	Selection Method	Description	Quantity	Per Unit Amount	Proceeds	Tax Cost	Realized Gain/Loss
<b>Settled Sales/Maturities/Redemptions</b>								
3/31	Sale	High Cost	E I DU PONT DE NEMOURS & CO @ 71.6673 1,720.01	(24,000)	71.651	1,719.62	(1,758.44)	(38.82) S
4/6	High Cost		BROKERAGE 0.36 TAX &/OR SEC .03 S G COWEN & CO (ID: 263534-10-9)					
4/2	Sale	High Cost	UNITED TECHNOLOGIES CORP @ 117.145 1,640.03	(14,000)	117.128	1,639.79	(1,072.58)	567.21 L
4/8	High Cost		BROKERAGE 0.21 TAX &/OR SEC .03 CITIGROUP GLOBAL MKTS INC (ID: 913017-10-9)					
4/2	Sale	High Cost	UNITED TECHNOLOGIES CORP @ 117.0706 117.07	(1,000)	117.06	117.06	(74.20)	42.86 L
4/8	High Cost		BROKERAGE 0.01 CITIGROUP GLOBAL MKTS INC (ID: 913017-10-9)					
4/8	Sale	High Cost	QUALCOMM INC @ 67.3088 134.61 BROKERAGE 0.03	(2,000)	67.29	134.58	(95.58)	39.00 L
4/13	High Cost		UBS SECURITIES LLC (ID: 747525-10-3)					
4/8	Sale	High Cost	QUALCOMM INC @ 67.4203 134.84 BROKERAGE 0.03	(2,000)	67.405	134.81	(95.58)	39.23 L
4/13	High Cost		UBS SECURITIES LLC (ID: 747525-10-3)					
4/8	Sale	High Cost	JOHNSON & JOHNSON @ 100.0906 500.45 BROKERAGE	(5,000)	100.068	500.34	(411.64)	88.70 L
4/13	High Cost		0.11 MERRILL LYNCH PIERCE FENNER & SMIT (ID: 478160-10-4)					
4/8	Sale	High Cost	JOHNSON & JOHNSON @ 100.1269 1,902.41 BROKERAGE	(19,000)	100.103	1,901.96	(1,492.83)	409.13 L
4/13	High Cost		0.42 TAX &/OR SEC .03 S G COWEN & CO (ID: 478160-10-4)					
4/8	Sale	High Cost	JOHNSON & JOHNSON @ 100.0939 1,000.93 BROKERAGE	(10,000)	100.07	1,000.70	(776.78)	223.92 L
4/13	High Cost		0.22 TAX &/OR SEC .01 S G COWEN & CO (ID: 478160-10-4)					
4/8	Sale	High Cost	QUALCOMM INC @ 67.2707 201.81 BROKERAGE 0.06	(3,000)	67.25	201.75	(143.37)	58.38 L
4/13	High Cost		CREDIT SUISSE FIRST BOSTON LLC (ID: 747525-10-3)					
4/8	Sale	High Cost	QUALCOMM INC @ 67.2642 201.79 BROKERAGE 0.04	(3,000)	67.25	201.75	(143.37)	58.38 L
4/13	High Cost		UBS SECURITIES LLC (ID: 747525-10-3)					



NELSON B DELAVAN FOUNDD. PART A ACCT. R53329000  
For the Period 1/1/15 to 12/31/15

Trade Date	Type	Selection Method	Description	Quantity	Per Unit Amount	Proceeds	Tax Cost	Realized Gain/Loss
<b>Settled Sales/Maturities/Redemptions</b>								
4/8	Sale	High Cost	JOHNSON & JOHNSON @ 100.275 200.55 BROKERAGE	(2,000)	100.26	200.52	(151.62)	48.90 L
4/14			0.03 STATE STREET GLOBAL MARKETS, LLC. (ID: 478160-10-4)					
4/9	Sale	High Cost	EXXON MOBIL CORP @ 84.053 3,782.38 BROKERAGE	(45,000)	84.037	3,781.65	(2,676.15)	1,105.50 L
4/14			0.67 TAX &/OR SEC .06 S G COWEN & CO (ID: 30231G-10-2)					
4/9	Sale	High Cost	QUALCOMM INC @ 68.1591 136.31 BROKERAGE 0.03	(2,000)	68.14	136.28	(95.58)	40.70 L
4/14			CITIGROUP GLOBAL MKTS INC (ID: 747525-10-3)					
4/9	Sale	High Cost	QUALCOMM INC @ 68.5831 137.16 BROKERAGE 0.03	(2,000)	68.565	137.13	(95.58)	41.55 L
4/14			LIQUIDNET INC (ID: 747525-10-3)					
4/10	Sale	High Cost	SCHLUMBERGER LTD @ 88.8318 2,309.62 BROKERAGE	(26,000)	88.815	2,309.19	(2,174.67)	134.52 L
4/15			0.39 TAX &/OR SEC 04 UBS SECURITIES LLC (ID: 806857-10-8)					
4/10	Sale	High Cost	ORACLE CORP @ 43.8257 1,139.46 BROKERAGE 0.39	(26,000)	43.81	1,139.05	(628.47)	510.58 L
4/15			TAX &/OR SEC 02 KNIGHT EQUITY MARKETS L.P. (ID: 68389X-10-5)					
4/15	Sale	High Cost	METLIFE INC @ 50.7634 152.29 BROKERAGE 0.04	(3,000)	50.75	152.25	(134.80)	17.45 L
4/20			CITIGROUP GLOBAL MKTS INC (ID: 59156R-10-8)					
4/15	Sale	High Cost	METLIFE INC @ 50.82 50.82 BROKERAGE 0.01	(1,000)	50.81	50.81	(44.93)	5.88 L
4/20			LIQUIDNET INC (ID: 59156R-10-8)					
4/15	Sale	High Cost	METLIFE INC @ 50.8868 1,781.03 BROKERAGE 0.78	(35,000)	50.863	1,780.22	(1,441.67)	338.55 L
4/20			TAX &/OR SEC 03 FIRST UNION CAPITAL MARKETS (ID: 59156R-10-8)					
4/16	Sale	High Cost	METLIFE INC @ 50.6759 50.67 BROKERAGE 0.01	(1,000)	50.66	50.66	(39.96)	10.70 L
4/21			MERRILL LYNCH PIERCE FENNER & SMIT (ID: 59156R-10-8)					
4/16	Sale	High Cost	METLIFE INC @ 50.791 203.16 BROKERAGE 0.06	(4,000)	50.775	203.10	(159.85)	43.25 L
4/21			PENSERRA SECURITIES (ID: 59156R-10-8)					



NELSON B DELAVAN FOUND. PART A ACCT. R53329000  
For the Period 1/1/15 to 12/31/15

Trade Date	Type	Selection Method	Description	Quantity	Per Unit Amount	Proceeds	Tax Cost	Realized Gain/Loss
<b>Settled Sales/Maturities/Redemptions</b>								
4/17 4/22	Sale High Cost		UNION PACIFIC CORP @ 108.223 1,190.45 BROKERAGE 0.16 TAX &/OR SEC .02 MORGAN STANLEY & CO LLC (ID: 907818-10-8)	(11 000)	108.206	1,190.27	(1,339.86)	(149.59) S
4/17 4/22	Sale High Cost		UNION PACIFIC CORP @ 108.235 324 70 BROKERAGE 0 04 INVESTMENT TECHNOLOGY GROUP (ITG) (ID: 907818-10-8)	(3,000)	108.22	324.66	(363.82)	(39.16) S
4/17 4/22	Sale High Cost		UNION PACIFIC CORP @ 108.42 433.68 BROKERAGE 0.06 JEFFERIES & COMPANY (ID: 907818-10-8)	(4,000)	108.405	433.62	(483.69)	(50.07) S
4/24 4/29	Sale High Cost		CHARTER COMMUNICATIONS INC @ 182.5661 1,277.96 BROKERAGE 0 10 TAX &/OR SEC .02 MERRILL LYNCH PIERCE FENNER & SMIT (ID: 16117M-30-5)	(7,000)	182.549	1,277.84	(1,147.81)	130.03 S
4/27 4/30	Sale High Cost		GOOGLE INC CLASS A @ 565.7607 2,263.04 BROKERAGE 0 06 TAX &/OR SEC .04 KNIGHT EQUITY MARKETS L.P. (ID: 38259P-50-8)	(4 000)	565.735	2,262.94	(1,716.45)	546.49 L
4/28 5/1	Sale High Cost		STRYKER CORP @ 95.1026 570.61 BROKERAGE 0.09 TAX &/OR SEC .01 SJ LEVINSON & SONS LLC (ID: 863667-10-1)	(6 000)	95.085	570.51	(505.22)	65.29 L
4/28 5/1	Sale High Cost		STRYKER CORP @ 95.10 285.30 BROKERAGE 0.04 JEFFERIES & COMPANY (ID: 863667-10-1)	(3,000)	95.087	285.26	(251.44)	33.82 L
4/29 5/4	Sale High Cost		STRYKER CORP @ 94.2244 471.12 BROKERAGE 0.07 LIQUIDNET INC (ID: 863667-10-1)	(5,000)	94.21	471.05	(419.06)	51.99 L
4/29 5/4	Sale High Cost		STRYKER CORP @ 93.205 372.82 BROKERAGE 0.06 LIQUIDNET INC (ID: 863667-10-1)	(4 000)	93.19	372.76	(335.25)	37.51 L
4/29 5/4	Sale High Cost		STRYKER CORP @ 93.9773 469.88 BROKERAGE 0 07 SJ LEVINSON & SONS LLC (ID: 863667-10-1)	(5,000)	93.962	469.81	(419.06)	50.75 L
4/29 5/4	Sale High Cost		STRYKER CORP @ 93.4078 186.81 BROKERAGE 0 03 LOOP CAPITAL MARKETS LLC (ID: 863667-10-1)	(2 000)	93.39	186.78	(167.62)	19.16 L

J.P. Morgan



NELSON B DELAVAN FOUND. PART A ACCT. R53329000  
For the Period 1/1/15 to 12/31/15

Trade Date	Type	Selection Method	Description	Quantity	Per Unit Amount	Proceeds	Tax Cost	Realized Gain/Loss
<b>Settled Sales/Maturities/Redemptions</b>								
4/30	Sale		STRYKER CORP @ 92.923 278.76 BROKERAGE 0 04	(3,000)	92.907	278.72	(251.44)	27.28 L
5/5	High Cost		INVESTMENT TECHNOLOGY GROUP (ITG) (ID: 863667-10-1)					
4/30	Sale		STRYKER CORP @ 92.6077 370.43 BROKERAGE 0 06 SJ	(4,000)	92.593	370.37	(335.25)	35.12 L
5/5	High Cost		LEVINSON & SONS LLC (ID: 863667-10-1)					
5/7	Cash In Lieu		GOOGLE INC CLASS C CASH IN LIEU OF FRACTIONAL SHARES (ID: 38259P-70-6)			35.15		35.15 L
5/7	Sale		GENERAL MOTORS CO @ 34.9346 524 01 BROKERAGE 0.22 MORGAN STANLEY & CO. LLC (ID: 37045V-10-0)	(15,000)	34.919	523.79	(561.87)	(38.08) S
5/12	High Cost							
5/7	Sale		GENERAL MOTORS CO @ 34.8929 628.07 BROKERAGE 0.27 TAX &/OR SEC .01 MORGAN STANLEY & CO LLC (ID: 37045V-10-0)	(18,000)	34.877	627.79	(673.15)	(16.97) L (28.39) S
5/12	High Cost							
5/12	Sale		JPM GLBL RES ENH INDEX FD - SEL FUND 3457 JP MORGAN CHASE BANK AS SHAREHOLDER SERVICING AGENT @ 19 23 (ID: 46637K-51-3)	(1,913,028)	19.23	36,787.53	(34,434.50)	2,353.03 S
5/13	High Cost							
5/12	Sale		JPM CHINA REGION FD - SEL FUND 3810 JP MORGAN CHASE BANK AS SHAREHOLDER SERVICING AGENT @ 25.40 (ID: 4812A3-52-8)	(383,640)	25.40	9,744.46	(7,573.05)	2,171.41 L
5/13	High Cost							
5/12	Sale		JPM SHORT DURATION BD FD - SEL FUND 3133 JP MORGAN CHASE BANK AS SHAREHOLDER SERVICING AGENT @ 10.90 (ID: 4812C1-33-0)	(2,525,077)	10.90	27,523.34	(27,750.59)	(227.25) L
5/13	High Cost							
5/12	Sale		BROWN ADV JAPAN ALPHA OPP-IS (ID: 115233-57-9)	(1,016,214)	12.59	12,794.14	(10,151.98)	2,642.16 L
5/13	High Cost							
5/12	Sale		MFS INTL VALUE-I (ID: 55273E-82-2)	(1,570,870)	37.79	59,363.17	(52,718.40)	6,644.77 L
5/13	High Cost							
5/12	Sale		DODGE & COX INTL STOCK FUND (ID 256206-10-3)	(742,630)	45.24	33,596.60	(28,564.58)	3,938.00 L 1,094.02 S
5/13	High Cost							



NELSON B DELAVAN FOUND. PART A ACCT. R53329000  
For the Period 1/1/15 to 12/31/15

Trade Date	Type	Selection Method	Description	Quantity	Per Unit Amount	Proceeds	Tax Cost	Realized Gain/Loss
<b>Settled Sales/Maturities/Redemptions</b>								
5/12	Sale		DOUBLELINE TOTAL RET BD-J (ID: 258620-10-3)	(552.277)	10.95	6,047.43	(6,168.93)	(121.50) L
5/13	High Cost							
5/12	Sale		T ROWE PRICE NEW ASIA (ID: 77956H-50-0)	(1,329.947)	17.48	23,247.47	(22,569.20)	678.27 S
5/13	High Cost							
5/8	Sale		QUALCOMM INC @ 69.0625 1,933.75 BROKERAGE 0.42	(28.000)	69.046	1,933.30	(1,282.26)	651.04 L
5/13	High Cost		TAX &/OR SEC .03 ACADEMY SECURITIES, INC (ID: 747525-10-3)					
5/8	Sale		AUTOZONE INC @ 687.955 687.95 BROKERAGE 0.01	(1.000)	687.93	687.93	(645.42)	42.51 S
5/13	High Cost		TAX &/OR SEC .01 LIQUIDNET INC (ID: 053332-10-2)					
5/8	Sale		QUALCOMM INC @ 69.2688 900.49 BROKERAGE 0.19	(13.000)	69.253	900.29	(522.14)	378.15 L
5/13	High Cost		TAX &/OR SEC .01 S G COWEN & CO (ID: 747525-10-3)					
5/12	Sale		ISHARES CORE S&P MID-CAP ETF @ 150.86 34,848.65	(231.000)	150.842	34,844.55	(30,012.84)	4,831.71 S
5/15	High Cost		BROKERAGE 3.46 TAX &/OR SEC .64 SEI FINANCIAL SERVICES CO (ID: 464287-50-7)					
5/12	Sale		PERRIGO CO LTD @ 193.31 966.55 BROKERAGE 0.07	(5.000)	193.292	966.46	(776.70)	189.76 L
5/15	High Cost		TAX &/OR SEC .02 CITIGROUP GLOBAL MKTS INC (ID: G97822-10-3)					
5/12	Sale		ANADARKO PETROLEUM CORP @ 85.79 1,201.06	(14.000)	85.774	1,200.83	(1,208.09)	25.84 L
5/15	High Cost		BROKERAGE 0.21 TAX &/OR SEC .02 CITIGROUP GLOBAL MKTS INC (ID: 032511-10-7)					(33.10) S
5/12	Sale		APPLE INC. @ 125.84 4,404.40 BROKERAGE 0.52 TAX	(35.000)	125.823	4,403.80	(2,299.44)	1,856.52 L
5/15	High Cost		&/OR SEC 08 CITIGROUP GLOBAL MKTS INC (ID: 037833-10-0)					247.84 S
5/12	Sale		BIOGEN INC @ 396.54 1,586.16 BROKERAGE 0.06 TAX	(4.000)	396.518	1,586.07	(1,152.10)	433.97 L
5/15	High Cost		&/OR SEC .03 CITIGROUP GLOBAL MKTS INC (ID: 09062X-10-3)					

J.P.Morgan



NELSON B DELAVAN FOUND. PART A ACCT. R53329000  
For the Period 1/1/15 to 12/31/15

Trade Date	Type	Description	Quantity	Per Unit Amount	Proceeds	Tax Cost	Realized Gain/Loss
<b>Settled Sales/Maturities/Redemptions</b>							
5/12	Sale	CBS CORP CLASS B W/1 @ 60.02 900 30 BROKERAGE	(15 000)	60 005	900.07	(934.05)	(33.98) S
5/15	High Cost	0.22 TAX &/OR SEC .01 CITIGROUP GLOBAL MKTS INC (ID: 124857-20-2)					
5/12	Sale	CAPITAL ONE FINANCIAL CORP @ 82.87 828.70	(10 000)	82 854	828.54	(548.18)	280.36 L
5/15	High Cost	BROKERAGE 0.15 TAX &/OR SEC .01 CITIGROUP GLOBAL MKTS INC (ID: 14040H-10-5)					
5/12	Sale	CELGENE CORPORATION @ 113.53 1,021.77 BROKERAGE	(9,000)	113.513	1,021.62	(213.88)	807.74 L
5/15	High Cost	0.13 TAX &/OR SEC .02 CITIGROUP GLOBAL MKTS INC (ID: 151020-10-4)					
5/12	Sale	COLGATE PALMOLIVE CO @ 67.84 474.88 BROKERAGE	(7,000)	67 826	474.78	(430.80)	43.98 L
5/15	High Cost	0.10 CITIGROUP GLOBAL MKTS INC (ID: 194162-10-3)					
5/12	Sale	COSTCO WHOLESALE CORP @ 144.80 579.20 BROKERAGE	(4,000)	144.78	579.12	(493.31)	85.81 L
5/15	High Cost	0.06 TAX &/OR SEC .02 CITIGROUP GLOBAL MKTS INC (ID: 22160K-10-5)					
5/12	Sale	DISH NETWORK CORP CL A @ 65.81 789.72 BROKERAGE	(12,000)	65.794	789.53	(468.43)	321.10 L
5/15	High Cost	0.18 TAX &/OR SEC .01 CITIGROUP GLOBAL MKTS INC (ID: 25470M-10-9)					
5/12	Sale	GILEAD SCIENCES INC @ 105.51 949.59 BROKERAGE	(9 000)	105 494	949.45	(1,026.17)	(76.72) S
5/15	High Cost	0.13 TAX &/OR SEC .01 CITIGROUP GLOBAL MKTS INC (ID: 375558-10-3)					
5/12	Sale	GOOGLE INC CLASS C @ 528.90 2,115.60 BROKERAGE	(4 000)	528.875	2,115.50	(2,331.20)	(215.70) S
5/15	High Cost	0.06 TAX &/OR SEC .04 CITIGROUP GLOBAL MKTS INC (ID: 38259P-70-6)					
5/12	Sale	HARTFORD FINANCIAL SERVICES GROUP INC @ 41.39	(15 000)	41.375	620.62	(483.31)	137.31 L
5/15	High Cost	620.85 BROKERAGE 0.22 TAX &/OR SEC .01 CITIGROUP GLOBAL MKTS INC (ID: 416515-10-4)					
5/12	Sale	HONEYWELL INTERNATIONAL INC @ 102.20 2,146.20	(21,000)	102.183	2,145.85	(1,815.29)	330.56 L
5/15	High Cost	BROKERAGE 0.31 TAX &/OR SEC .04 CITIGROUP GLOBAL MKTS INC (ID: 438516-10-6)					



NELSON B DELAVAN FOUND. PART A ACCT. R53329000  
For the Period 1/1/15 to 12/31/15

Trade Date	Type	Selection Method	Description	Quantity	Per Unit Amount	Proceeds	Tax Cost	Realized Gain/Loss
<b>Settled Sales/Maturities/Redemptions</b>								
5/12	Sale		JOHNSON & JOHNSON @ 100.98 1,716.66 BROKERAGE	(17,000)	100.964	1,716.38	(1,284.29)	432.09 L
5/15	High Cost		0 25 TAX &/OR SEC .03 CITIGROUP GLOBAL MKTS INC (ID: 478160-10-4)					
5/12	Sale		LAM RESEARCH CORP @ 76.50 841.50 BROKERAGE 0.16	(11 000)	76.485	841.33	(788.66)	52.67 S
5/15	High Cost		TAX &/OR SEC 01 CITIGROUP GLOBAL MKTS INC (ID: 512807-10-8)					
5/12	Sale		MARATHON OIL CORP @ 28.22 677.28 BROKERAGE 0.36	(24 000)	28.205	676.91	(949.42)	(272.51) S
5/15	High Cost		TAX &/OR SEC .01 CITIGROUP GLOBAL MKTS INC (ID: 565849-10-6)					
5/12	Sale		MASCO CORP @ 26.30 1,052.00 BROKERAGE 0.60 TAX	(40 000)	26.285	1,051.38	(890.33)	161.05 L
5/15	High Cost		&/OR SEC .02 CITIGROUP GLOBAL MKTS INC (ID: 574599-10-6)					
5/12	Sale		MICROSOFT CORP @ 46.99 2,725.42 BROKERAGE 0.87	(58,000)	46.974	2,724.50	(2,359.97)	189.94 L
5/15	High Cost		TAX &/OR SEC .05 CITIGROUP GLOBAL MKTS INC (ID: 594918-10-4)					174.59 S
5/12	Sale		MORGAN STANLEY @ 37.86 1,665.84 BROKERAGE 0.66	(44,000)	37.844	1,665.15	(1,543.53)	24.25 L
5/15	High Cost		TAX &/OR SEC .03 CITIGROUP GLOBAL MKTS INC (ID: 617446-44-8)					97.37 S
5/12	Sale		PHILLIPS 66 @ 80.50 724.50 BROKERAGE 0.13 TAX	(9 000)	80.484	724.36	(704.50)	19.86 S
5/15	High Cost		&/OR SEC 01 CITIGROUP GLOBAL MKTS INC (ID: 718546-10-4)					
5/12	Sale		SBA COMMUNICATIONS CORP @ 115.09 575.45	(5,000)	115.074	575.37	(600.56)	(25.19) S
5/15	High Cost		BROKERAGE 0.07 TAX &/OR SEC .01 CITIGROUP GLOBAL MKTS INC (ID: 78388J-10-6)					
5/12	Sale		SCHWAB CHARLES CORP @ 31.95 894.60 BROKERAGE	(28,000)	31.985	894.17	(844.32)	49.85 S
5/15	High Cost		0.42 TAX &/OR SEC .01 CITIGROUP GLOBAL MKTS INC (ID: 808513-10-5)					



NELSON B DELAVAN FOUND. PART A ACCT. R53329000  
For the Period 1/1/15 to 12/31/15

Trade Date	Type	Selection Method	Description	Quantity	Per Unit Amount	Proceeds	Tax Cost	Realized Gain/Loss
<b>Settled Sales/Maturities/Redemptions</b>								
5/12	Sale		TIFFANY & CO @ 87.36 524.16 BROKERAGE 0.09 TAX	(6,000)	87.343	524.06	(532.42)	(8.36) S
5/15	High Cost		&/OR SEC .01 CITIGROUP GLOBAL MKTS INC (ID: 886547-10-8)					
5/12	Sale		TIME WARNER INC NEW @ 83.19 2,578.89 BROKERAGE	(31,000)	83.174	2,578.38	(922.98)	1,655.40 L
5/15	High Cost		0.46 TAX &/OR SEC 05 CITIGROUP GLOBAL MKTS INC (ID: 887317-30-3)					
5/12	Sale		TWENTY FIRST CENTY FOX INC CL A @ 32.61 847.86	(26,000)	32.595	847.46	(913.18)	(65.72) S
5/15	High Cost		BROKERAGE 0.39 TAX &/OR SEC .01 CITIGROUP GLOBAL MKTS INC (ID: 90130A-10-1)					
5/12	Sale		UNION PACIFIC CORP @ 106.04 742.28 BROKERAGE	(7,000)	106.024	742.17	(818.82)	(76.65) S
5/15	High Cost		0.10 TAX &/OR SEC .01 CITIGROUP GLOBAL MKTS INC (ID: 907818-10-8)					
5/12	Sale		UNITEDHEALTH GROUP INC @ 114.92 2,183.48	(19,000)	114.903	2,183.16	(1,278.25)	904.91 L
5/15	High Cost		BROKERAGE 0.28 TAX &/OR SEC 04 CITIGROUP GLOBAL MKTS INC (ID: 91324P-10-2)					
5/12	Sale		VERIZON COMMUNICATIONS INC @ 49.53 1,139.19	(23,000)	49.514	1,138.83	(1,081.11)	57.72 L
5/15	High Cost		BROKERAGE 0.34 TAX &/OR SEC 02 CITIGROUP GLOBAL MKTS INC (ID: 92343V-10-4)					
5/12	Sale		YUM BRANDS INC @ 90.03 630.21 BROKERAGE 0.10	(7,000)	90.014	630.10	(234.29)	395.81 L
5/15	High Cost		TAX &/OR SEC .01 CITIGROUP GLOBAL MKTS INC (ID: 988498-10-1)					
5/12	Sale		ACCENTURE PLC-CL A @ 95.0701 760.56 BROKERAGE	(8,000)	95.054	760.43	(672.66)	87.77 L
5/15	High Cost		0.12 TAX &/OR SEC 01 SEI FINANCIAL SERVICES CO (ID: G1151C-10-1)					
5/12	Sale		TE CONNECTIVITY LTD @ 68.9701 620.73 BROKERAGE	(9,000)	68.954	620.59	(658.60)	(38.01) S
5/15	High Cost		0.13 TAX &/OR SEC .01 SEI FINANCIAL SERVICES CO (ID: H84989-10-4)					



NELSON B DELAVAN FOUND. PART A ACCT. R53329000  
For the Period 1/1/15 to 12/31/15

Trade Date	Type	Selection Method	Description	Quantity	Per Unit Amount	Proceeds	Tax Cost	Realized Gain/Loss
<b>Settled Sales/Maturities/Redemptions</b>								
5/12	Sale		ALEXION PHARMACEUTICALS INC @ 162.22 324.44	(2,000)	162.20	324.40	(193.30)	131.10 L
5/15	High Cost		BROKERAGE 0.03 TAX &/OR SEC .01 SEI FINANCIAL SERVICES CO (ID: 015351-10-9)					
5/12	Sale		AMAZON COM INC @ 431.3401 1,294.02 BROKERAGE	(3,000)	431.313	1,293.94	(1,134.65)	159.29 S
5/15	High Cost		0.05 TAX &/OR SEC .03 SEI FINANCIAL SERVICES CO (ID: 023135-10-6)					
5/12	Sale		BANK OF AMERICA CORP @ 16.4701 2,042.29	(124,000)	16.455	2,040.39	(3,434.18)	(1,393.79) L
5/15	High Cost		BROKERAGE 1.86 TAX &/OR SEC .04 SEI FINANCIAL SERVICES CO (ID: 060505-10-4)					
5/12	Sale		BRISTOL MYERS SQUIBB CO @ 67.5101 1,620.24	(24,000)	67.494	1,619.85	(977.05)	642.80 L
5/15	High Cost		BROKERAGE 0.36 TAX &/OR SEC 03 SEI FINANCIAL SERVICES CO (ID: 110122-10-8)					
5/12	Sale		CHARTER COMMUNICATIONS INC @ 177.3901 532.17	(3,000)	177.37	532.11	(489.50)	42.61 S
5/15	High Cost		BROKERAGE 0.05 TAX &/OR SEC .01 SEI FINANCIAL SERVICES CO (ID: 16117M-30-5)					
5/12	Sale		CONSTELLATION BRANDS INC A @ 115.6401 578.20	(5,000)	115.624	578.12	(455.48)	122.64 S
5/15	High Cost		BROKERAGE 0.07 TAX &/OR SEC .01 SEI FINANCIAL SERVICES CO (ID: 21036P-10-8)					
5/12	Sale		CROWN HOLDINGS INC @ 54.1701 704.21 BROKERAGE	(13,000)	54.155	704.01	(705.07)	(1.06) S
5/15	High Cost		0.19 TAX &/OR SEC .01 SEI FINANCIAL SERVICES CO (ID: 228368-10-6)					
5/12	Sale		FIDELITY NATIONAL INFORMATION SERVICES @	(14,000)	64.034	896.48	(910.45)	(13.97) S
5/15	High Cost		64.0501 896.70 BROKERAGE 0.21 TAX &/OR SEC .01 SEI FINANCIAL SERVICES CO (ID: 31620M-10-6)					
5/12	Sale		GENERAL MOTORS CO @ 34.78 1,356.42 BROKERAGE	(39,000)	34.764	1,355.81	(1,374.26)	(18.45) L
5/15	High Cost		0.58 TAX &/OR SEC .03 SEI FINANCIAL SERVICES CO (ID: 37045V-10-0)					



NELSON B DELAVAN FOUND. PART A ACCT. R53329000  
For the Period 1/1/15 to 12/31/15

Trade Date	Type	Selection Method	Description	Quantity	Per Unit Amount	Proceeds	Tax Cost	Realized Gain/Loss
<b>Settled Sales/Maturities/Redemptions</b>								
5/12 5/15	Sale High Cost		HALLIBURTON CO @ 46.79 889.01 BROKERAGE 0.28 TAX &/OR SEC .01 SEI FINANCIAL SERVICES CO (ID: 406216-10-1)	(19,000)	46.775	888 72	(805.51)	83.21 S
5/12 5/15	Sale High Cost		HUMANA INC @ 172.2301 1,722.30 BROKERAGE 0.15 TAX &/OR SEC .03 SEI FINANCIAL SERVICES CO (ID: 444859-10-2)	(10,000)	172.212	1,722 12	(1,821.52)	(99.40) S
5/12 5/15	Sale High Cost		KLA-TENCOR CORP @ 58.3201 699.84 BROKERAGE 0.18 TAX &/OR SEC .01 SEI FINANCIAL SERVICES CO (ID: 482480-10-0)	(12,000)	58.304	699 65	(807.39)	(53.02) L (54.72) S
5/12 5/15	Sale High Cost		L-3 COMMUNICATIONS HOLDINGS INC @ 116.5101 932.08 BROKERAGE 0.12 TAX &/OR SEC .02 SEI FINANCIAL SERVICES CO (ID: 502424-10-4)	(8,000)	116.493	931.94	(1,031.87)	(99.99) S
5/12 5/15	Sale High Cost		LOWES COMPANIES INC @ 73.3501 2,273.85 BROKERAGE 0.46 TAX &/OR SEC .04 SEI FINANCIAL SERVICES CO (ID: 548661-10-7)	(31,000)	73.334	2,273 35	(712.49)	1,560 86 L
5/12 5/15	Sale High Cost		MASTERCARD INC - CLASS A @ 92.3301 1,661.94 BROKERAGE 0.27 TAX &/OR SEC .03 SEI FINANCIAL SERVICES CO (ID: 57636Q-10-4)	(18,000)	92.313	1,661 64	(1,321.34)	333.87 L 6.43 S
5/12 5/15	Sale High Cost		MCKESSON CORP @ 227.6401 455.28 BROKERAGE 0.03 TAX &/OR SEC .01 SEI FINANCIAL SERVICES CO (ID: 58155Q-10-3)	(2,000)	227.62	455.24	(457.07)	(1.83) S
5/12 5/15	Sale High Cost		METLIFE INC @ 53.21 1,223.83 BROKERAGE 0.34 TAX &/OR SEC .02 SEI FINANCIAL SERVICES CO (ID: 59156R-10-8)	(23,000)	53.194	1,223.47	(839.18)	384.29 L
5/12 5/15	Sale High Cost		NEXTERA ENERGY INC @ 99.9001 899.10 BROKERAGE 0.13 TAX &/OR SEC .02 SEI FINANCIAL SERVICES CO (ID: 65339F-10-1)	(9,000)	99.883	898.95	(962.83)	(63.88) S



NELSON B DELAVAN FOUND. PART A ACCT. R53329000  
For the Period 1/1/15 to 12/31/15

Trade Date	Type	Selection Method	Description	Quantity	Per Unit Amount	Proceeds	Tax Cost	Realized Gain/Loss
<b>Settled Sales/Maturities/Redemptions</b>								
5/12	Sale	High Cost	ORACLE CORP @ 43.58 828.02 BROKERAGE 0 28 TAX &/OR SEC. 01 SEI FINANCIAL SERVICES CO (ID: 68389X-10-5)	(19 000)	43 565	827.73	(397.51)	430.22 L
5/15	High Cost							
5/12	Sale	High Cost	PACCAR INC @ 66.1701 1,389 57 BROKERAGE 0.31 TAX &/OR SEC. 03 SEI FINANCIAL SERVICES CO (ID: 693718-10-8)	(21 000)	66 154	1,389.23	(1,132.98)	184.35 L 71.90 S
5/15	High Cost							
5/12	Sale	High Cost	PEPSICO INC @ 96.08 768 64 BROKERAGE 0.12 TAX &/OR SEC. 01 SEI FINANCIAL SERVICES CO (ID: 713448-10-8)	(8 000)	96 054	768.51	(761.93)	6 58 S
5/15	High Cost							
5/12	Sale	High Cost	PIONEER NATURAL RESOURCES CO @ 152.5001 305.00 BROKERAGE 0.03 TAX &/OR SEC 01 SEI FINANCIAL SERVICES CO (ID: 723787-10-7)	(2 000)	152.48	304.96	(349.58)	(44.62) S
5/15	High Cost							
5/12	Sale	High Cost	PROCTER & GAMBLE CO @ 79.9301 1,198.95 BROKERAGE 0.22 TAX &/OR SEC 02 SEI FINANCIAL SERVICES CO (ID: 742718-10-9)	(15 000)	79.914	1,198.71	(497 66)	701.05 L
5/15	High Cost							
5/12	Sale	High Cost	SCHLUMBERGER LTD @ 91.57 1,373.55 BROKERAGE 0 22 TAX &/OR SEC. 03 SEI FINANCIAL SERVICES CO (ID: 806857-10-8)	(15 000)	91.553	1,373 30	(1,254.62)	118 68 L
5/15	High Cost							
5/12	Sale	High Cost	STATE STREET CORP @ 77.7201 777.20 BROKERAGE 0.15 TAX &/OR SEC. 01 SEI FINANCIAL SERVICES CO (ID: 857477-10-3)	(10 000)	77.704	777.04	(605.49)	171.55 L
5/15	High Cost							
5/12	Sale	High Cost	TJX COMPANIES INC @ 66 45 664.50 BROKERAGE 0.15 TAX &/OR SEC. 01 SEI FINANCIAL SERVICES CO (ID: 872540-10-9)	(10 000)	66.434	664.34	(622.35)	41.99 S
5/15	High Cost							
5/12	Sale	High Cost	UNITED CONTINENTAL HOLDINGS INC. @ 62 2201 1,119.96 BROKERAGE 0 27 TAX &/OR SEC. 02 SEI FINANCIAL SERVICES CO (ID: 910047-10-9)	(18 000)	62.204	1,119.67	(869 64)	250.03 L
5/15	High Cost							



NELSON B DELAVAN FOUND. PART A ACCT. R53329000  
For the Period 1/1/15 to 12/31/15

Trade Date	Type	Selection Method	Description	Quantity	Per Unit Amount	Proceeds	Tax Cost	Realized Gain/Loss
<b>Settled Sales/Maturities/Redemptions</b>								
5/12 5/15	Sale High Cost		WABCO HOLDINGS INC @ 126.7501 507.00 BROKERAGE 0.06 TAX &/OR SEC .01 SEI FINANCIAL SERVICES CO (ID: 92927K-10-2)	(4,000)	126.733	506.93	(515.35)	(8.42) S
5/12 5/15	Sale High Cost		WELLS FARGO & CO @ 55.3901 2,991.06 BROKERAGE 0.81 TAX &/OR SEC .06 SEI FINANCIAL SERVICES CO (ID: 949746-10-1)	(54,000)	55.374	2,990.19	(2,211.17)	766.48 L 12.54 S
5/12 5/15	Sale High Cost		ACTAVIS, INC @ 299.19 1,495.95 BROKERAGE 0.07 TAX &/OR SEC 03 INVESTMENT TECHNOLOGY GROUP (ITG) (ID: G0083B-10-8)	(5,000)	299.17	1,495.85	(1,497.83)	(1.98) S
5/12 5/15	Sale High Cost		INVESCO LTD @ 40.88 654.08 BROKERAGE 0.24 TAX &/OR SEC .01 INVESTMENT TECHNOLOGY GROUP (ITG) (ID: G491BT-10-8)	(16,000)	40.864	653.83	(625.12)	28.71 S
5/12 5/15	Sale High Cost		ACE LTD NEW @ 107.30 1,180.30 BROKERAGE 0.16 TAX &/OR SEC 02 INVESTMENT TECHNOLOGY GROUP (ITG) (ID: H0023R-10-5)	(11,000)	107.284	1,180.12	(775.72)	404.40 L
5/12 5/15	Sale High Cost		NXP SEMICONDUCTORS NV @ 102.43 512.15 BROKERAGE 0.07 TAX &/OR SEC .01 INVESTMENT TECHNOLOGY GROUP (ITG) (ID: N6596X-10-9)	(5,000)	102.414	512.07	(519.58)	(7.51) S
5/12 5/15	Sale High Cost		AVAGO TECHNOLOGIES LTD @ 122.81 2,579.01 BROKERAGE 0.31 TAX &/OR SEC .05 INVESTMENT TECHNOLOGY GROUP (ITG) (ID: Y0486S-10-4)	(21,000)	122.793	2,578.65	(722.99)	1,855.66 L
5/12 5/15	Sale High Cost		ABBOTT LABORATORIES @ 47.16 896.04 BROKERAGE 0.28 TAX &/OR SEC 01 INVESTMENT TECHNOLOGY GROUP (ITG) (ID: 002824-10-0)	(19,000)	47.145	895.75	(917.08)	(21.33) S
5/12 5/15	Sale High Cost		ADOBE SYSTEMS INC @ 76.12 837.32 BROKERAGE 0.16 TAX &/OR SEC 01 INVESTMENT TECHNOLOGY GROUP (ITG) (ID: 00724F-10-1)	(11,000)	76.105	837.15	(486.00)	351.15 L



NELSON B DELAVAN FOUND. PART A ACCT. R53329000  
For the Period 1/1/15 to 12/31/15

Trade Date	Type	Selection Method	Description	Quantity	Per Unit Amount	Proceeds	Tax Cost	Realized Gain/Loss
<b>Settled Sales/Maturities/Redemptions</b>								
5/12 5/15	Sale High Cost		AETNA INC @ 111.09 555.45 BROKERAGE 0.07 TAX &/OR SEC.01 INVESTMENT TECHNOLOGY GROUP (ITG) (ID: 00817Y-10-8)	(5,000)	111.074	555.37	(453.93)	101.44 S
5/12 5/15	Sale High Cost		ALLIANCE DATA SYSTEMS CORP @ 295.38 295.38 BROKERAGE 0.01 TAX &/OR SEC 01 INVESTMENT TECHNOLOGY GROUP (ITG) (ID: 018581-10-8)	(1,000)	295.36	295.36	(177.33)	118.03 L
5/12 5/15	Sale High Cost		BLACKROCK INC @ 366.01 732.02 BROKERAGE 0.03 TAX &/OR SEC 02 INVESTMENT TECHNOLOGY GROUP (ITG) (ID: 09247X-10-1)	(2,000)	365.985	731.97	(688.32)	43.65 S
5/12 5/15	Sale High Cost		BROADCOM CORP CL A @ 45.89 642.46 BROKERAGE 0.21 TAX &/OR SEC .01 INVESTMENT TECHNOLOGY GROUP (ITG) (ID: 111320-10-7)	(14,000)	45.874	642.24	(539.70)	102.54 S
5/12 5/15	Sale High Cost		CVS HEALTH CORPORATION @ 100.72 1,007.20 BROKERAGE 0.15 TAX &/OR SEC .02 INVESTMENT TECHNOLOGY GROUP (ITG) (ID: 126650-10-0)	(10,000)	100.703	1,007.03	(755.77)	251.26 L
5/12 5/15	Sale High Cost		CITIGROUP INC NEW @ 53.69 1,449.63 BROKERAGE 0.40 TAX &/OR SEC 03 INVESTMENT TECHNOLOGY GROUP (ITG) (ID: 172967-42-4)	(27,000)	53.674	1,449.20	(1,089.99)	359.21 L
5/12 5/15	Sale High Cost		COCA-COLA CO @ 40.89 858.69 BROKERAGE 0.31 TAX &/OR SEC 01 INVESTMENT TECHNOLOGY GROUP (ITG) (ID: 191216-10-0)	(21,000)	40.875	858.37	(931.22)	(72.85) S
5/12 5/15	Sale High Cost		COMCAST CORP CL A @ 57.64 1,325.72 BROKERAGE 0.34 TAX &/OR SEC .02 INVESTMENT TECHNOLOGY GROUP (ITG) (ID: 20030N-10-1)	(23,000)	57.624	1,325.36	(658.23)	667.13 L
5/12 5/15	Sale High Cost		CONCHO RESOURCES INC @ 117.17 234.34 BROKERAGE 0.03 INVESTMENT TECHNOLOGY GROUP (ITG) (ID: 20605P-10-1)	(2,000)	117.155	234.31	(244.76)	(10.45) S

J.P.Morgan



NELSON B DELAVAN FOUND. PART A ACCT. R53329000  
For the Period 1/1/15 to 12/31/15

Trade Date	Type	Selection Method	Description	Quantity	Per Unit Amount	Proceeds	Tax Cost	Realized Gain/Loss
<b>Settled Sales/Maturities/Redemptions</b>								
5/12 5/15	Sale High Cost		WALT DISNEY CO @ 109.40 984 60 BROKERAGE 0.13 TAX &/OR SEC .02 INVESTMENT TECHNOLOGY GROUP (ITG) (ID: 254687-10-6)	(9,000)	109.383	984.45	(600.69)	383.76 L
5/12 5/15	Sale High Cost		E I DU PONT DE NEMOURS & CO @ 74.70 747.00 BROKERAGE 0.15 TAX &/OR SEC .01 INVESTMENT TECHNOLOGY GROUP (ITG) (ID: 263534-10-9)	(10,000)	74.684	746.84	(691.01)	55.83 S
5/12 5/15	Sale High Cost		FACEBOOK INC-A @ 77.23 1,853.52 BROKERAGE 0.36 TAX &/OR SEC .04 INVESTMENT TECHNOLOGY GROUP (ITG) (ID: 30303M-10-2)	(24,000)	77.213	1,853.12	(1,942.68)	(89.56) S
5/12 5/15	Sale High Cost		GOOGLE INC CLASS A @ 538.96 1,077.92 BROKERAGE 0.03 TAX &/OR SEC .02 INVESTMENT TECHNOLOGY GROUP (ITG) (ID: 38259P-50-8)	(2,000)	538.935	1,077.87	(755.05)	322.82 L
5/12 5/15	Sale High Cost		HARMAN INTERNATIONAL INDUSTRY INC @ 131.01 1,048.08 BROKERAGE 0.12 TAX &/OR SEC .02 INVESTMENT TECHNOLOGY GROUP (ITG) (ID: 413086-10-9)	(8,000)	130.993	1,047.94	(837.70)	210.24 S
5/12 5/15	Sale High Cost		THE HERSHEY COMPANY @ 94.47 377.88 BROKERAGE 0.06 INVESTMENT TECHNOLOGY GROUP (ITG) (ID: 427866-10-8)	(4,000)	94.455	377.82	(425.38)	(47.56) S
5/12 5/15	Sale High Cost		HOME DEPOT INC @ 111.95 1,903.15 BROKERAGE 0.25 TAX &/OR SEC .04 INVESTMENT TECHNOLOGY GROUP (ITG) (ID: 437076-10-2)	(17,000)	111.933	1,902.86	(1,333.22)	569.64 L
5/12 5/15	Sale High Cost		MARSH & MCLENNAN COMPANIES INC @ 57.61 1,094.59 BROKERAGE 0.28 TAX &/OR SEC .02 INVESTMENT TECHNOLOGY GROUP (ITG) (ID: 571748-10-2)	(19,000)	57.594	1,094.29	(965.15)	129.14 S
5/12 5/15	Sale High Cost		MERCK AND CO INC @ 59.71 1,194.20 BROKERAGE 0.30 TAX &/OR SEC .02 INVESTMENT TECHNOLOGY GROUP (ITG) (ID: 58933Y-10-5)	(20,000)	59.694	1,193.88	(1,215.95)	(22.07) S



NELSON B DELAVAN FOUND. PART A ACCT. R53329000  
For the Period 1/1/15 to 12/31/15



006407302900100002790  
007407302900100002790

Trade Date	Type	Selection Method	Description	Quantity	Per Unit Amount	Proceeds	Tax Cost	Realized Gain/Loss
Settle Date								
<b>Settled Sales/Maturities/Redemptions</b>								
5/12	Sale		MONDELEZ INTERNATIONAL-WJ @ 39 20 901 60	(23 000)	39.184	901 24	(809.95)	16.60 L
5/15	High Cost		BROKERAGE 0 34 TAX &/OR SEC .02 INVESTMENT TECHNOLOGY GROUP (ITG) (ID: 609207-10-5)					74.69 S
5/12	Sale		THE MOSAIC COMPANY NEW @ 44 62 1,026.26	(23 000)	44.604	1,025 90	(1,198 62)	(172.72) S
5/15	High Cost		BROKERAGE 0 34 TAX &/OR SEC .02 INVESTMENT TECHNOLOGY GROUP (ITG) (ID: 61945C-10-3)					
5/12	Sale		NISOURCE INC @ 44.26 1,017.98 BROKERAGE 0.34	(23,000)	44.244	1,017.62	(991.84)	25.78 S
5/15	High Cost		TAX &/OR SEC .02 INVESTMENT TECHNOLOGY GROUP (ITG) (ID: 65473P-10-5)					
5/12	Sale		OCCIDENTAL PETROLEUM CORP @ 76 15 2,132.20	(28,000)	76 134	2,131.74	(2,574 56)	(129.04) L
5/15	High Cost		BROKERAGE 0.42 TAX &/OR SEC .04 INVESTMENT TECHNOLOGY GROUP (ITG) (ID: 674599-10-5)					(313.78) S
5/12	Sale		PFIZER INC @ 33 94 1,052.14 BROKERAGE 0.46 TAX	(31,000)	33 925	1,051.66	(1,081.98)	(30.32) S
5/15	High Cost		&/OR SEC .02 INVESTMENT TECHNOLOGY GROUP (ITG) (ID: 717081-10-3)					
5/12	Sale		SVB FINANCIAL GROUP @ 134.70 538 80 BROKERAGE	(4,000)	134 683	538.73	(505.87)	32.86 S
5/15	High Cost		0.06 TAX &/OR SEC .01 INVESTMENT TECHNOLOGY GROUP (ITG) (ID: 78486Q-10-1)					
5/12	Sale		UNITED TECHNOLOGIES CORP @ 117.54 1,763.10	(15,000)	117.523	1,762.85	(1,049.73)	713.12 L
5/15	High Cost		BROKERAGE 0.22 TAX &/OR SEC .03 INVESTMENT TECHNOLOGY GROUP (ITG) (ID: 913017-10-9)					
5/12	Sale		AUTOZONE INC @ 680 3593 680 35 BROKERAGE 0 01	(1,000)	680 33	680.33	(645.42)	34.91 S
5/15	High Cost		TAX &/OR SEC .01 BLOOMBERG TRADEBOOK LLC (ID 053332-10-2)					
5/12	Sale		PALL CORP @ 117.54 822.78 BROKERAGE 0.10 TAX	(7,000)	117.524	822.67	(717.03)	105.64 S
5/15	High Cost		&/OR SEC .01 INVESTMENT TECHNOLOGY GROUP (ITG) (ID 696429-30-7)					



NELSON B DELAVAN FOUND. PART A ACCT. R53329000  
For the Period 1/1/15 to 12/31/15

Trade Date	Type	Selection Method	Description	Quantity	Per Unit Amount	Proceeds	Tax Cost	Realized Gain/Loss
<b>Settled Sales/Maturities/Redemptions</b>								
5/13	Sale		VERTEX PHARMACEUTICALS INC @ 131.29 787.74	(6 000)	131.273	787.64	(751.67)	35.97 S
5/18	High Cost		BROKERAGE 0.09 TAX &/OR SEC. 01 INVESTMENT TECHNOLOGY GROUP (ITG) (ID: 92532F-10-0)					
5/13	Sale		CVS HEALTH CORPORATION @ 99.59 1,493.85	(15 000)	99.574	1,493.61	(1,059.86)	433.75 L
5/18	High Cost		BROKERAGE 0.22 TAX &/OR SEC. 02 SEI FINANCIAL SERVICES CO (ID: 126650-10-0)					
5/13	Sale		PALL CORP @ 124.00 1,736.00 BROKERAGE 0.31 TAX &/OR SEC 03 DEUTSCHE BANC ALEX BROWN INC (ID: 696429-30-7)	(14,000)	123.976	1,735.66	(1,430.28)	305.38 S
5/18	High Cost							
5/14	Sale		AUTOZONE INC @ 683.8297 683.82 BROKERAGE 0.01 TAX &/OR SEC 01 BLOOMBERG TRADEBOOK LLC (ID: 053332-10-2)	(1 000)	683.80	683.80	(645.41)	38.39 S
5/19	High Cost							
5/14	Sale		PALL CORP @ 123.8751 2,725.25 BROKERAGE 0.33 TAX &/OR SEC 05 S G COWEN & CO (ID: 696429-30-7)	(22 000)	123.858	2,724.87	(2,223.12)	501.75 S
5/19	High Cost							
5/15	Sale		AUTOZONE INC @ 683.3585 683.35 BROKERAGE 0.01 TAX &/OR SEC. 01 JEFFERIES & COMPANY (ID: 053332-10-2)	(1,000)	683.33	683.33	(645.15)	38.18 S
5/20	High Cost							
5/15	Sale		AUTOZONE INC @ 687.6393 687.63 BROKERAGE 0.02 TAX &/OR SEC. 01 CREDIT SUISSE FIRST BOSTON LLC (ID: 053332-10-2)	(1,000)	687.60	687.60	(645.15)	42.45 S
5/20	High Cost							
5/29	Sale		KLA-TENCOR CORP @ 59.64 298.20 BROKERAGE 0.07 SANFORD C BERNSTEIN & CO. INC. (SCB (ID: 482480-10-0)	(5,000)	59.626	298.13	(335.70)	(37.57) L
6/3	High Cost							
6/1	Sale		KLA-TENCOR CORP @ 59.8557 299.27 BROKERAGE 0.07 SANFORD C. BERNSTEIN & CO. INC. (SCB (ID: 482480-10-0)	(5,000)	59.84	299.20	(309.70)	(10.50) L
6/4	High Cost							



NELSON B DELAVAN FOUND, PART A ACCT. R53329000  
For the Period 1/1/15 to 12/31/15

Trade Date	Type	Description	Quantity	Per Unit Amount	Proceeds	Tax Cost	Realized Gain/Loss
Settle Date	Selection Method						
<b>Settled Sales/Maturities/Redemptions</b>							
6/1	Sale	VERIZON COMMUNICATIONS INC @ 49.3545 1,431.28	(29,000)	49.339	1,430.83	(1,352.38)	78.45 L
6/4	High Cost	BROKERAGE 0.43 TAX &/OR SEC.02 UBS SECURITIES LLC (ID: 92343V-10-4)					
6/1	Sale	KLA-TENCOR CORP @ 59.85 179.55 BROKERAGE 0.06	(3,000)	59.83	179.49	(181.91)	(2.42) L
6/4	High Cost	BARCLAYS CAPITAL LE (ID: 482480-10-0)					
6/1	Sale	VERIZON COMMUNICATIONS INC @ 49.3729 641.84	(13,000)	49.357	641.64	(436.97)	204.67 L
6/4	High Cost	BROKERAGE 0.19 TAX &/OR SEC.01 KNIGHT EQUITY MARKETS L.P. (ID: 92343V-10-4)					
6/2	Sale	KLA-TENCOR CORP @ 59.6674 59.66 BROKERAGE 0.01	(1,000)	59.65	59.65	(60.64)	(0.99) L
6/5	High Cost	SANFORD C. BERNSTEIN & CO INC.(SCB (ID: 482480-10-0)					
6/2	Sale	KLA-TENCOR CORP @ 59.67 59.67 BROKERAGE 0.01	(1,000)	59.66	59.66	(60.17)	(0.51) L
6/5	High Cost	INVESTMENT TECHNOLOGY GROUP (ITG) (ID: 482480-10-0)					
6/2	Sale	KLA-TENCOR CORP @ 59.42 178.26 BROKERAGE 0.06	(3,000)	59.40	178.20	(180.50)	(2.30) L
6/5	High Cost	BARCLAYS CAPITAL LE (ID: 482480-10-0)					
6/2	Sale	KLA-TENCOR CORP @ 59.40 178.20 BROKERAGE 0.06	(3,000)	59.38	178.14	(180.28)	(2.14) L
6/5	High Cost	BARCLAYS CAPITAL LE (ID: 482480-10-0)					
6/2	Sale	VERIZON COMMUNICATIONS INC @ 49.1898 3,394.09	(69,000)	49.174	3,393.00	(1,922.61)	1,470.39 L
6/5	High Cost	BROKERAGE 1.03 TAX &/OR SEC.06 RBC CAPITAL MARKETS CORPORATION (ID: 92343V-10-4)					
6/3	Sale	KLA-TENCOR CORP @ 59.50 178.50 BROKERAGE 0.06	(3,000)	59.48	178.44	(180.01)	(1.57) L
6/8	High Cost	BARCLAYS CAPITAL LE (ID: 482480-10-0)					
6/3	Sale	KLA-TENCOR CORP @ 58.85 411.95 BROKERAGE 0.15	(7,000)	58.829	411.80	(419.63)	(7.83) L
6/8	High Cost	BARCLAYS CAPITAL LE (ID: 482480-10-0)					
6/4	Sale	KLA-TENCOR CORP @ 57.2767 343.66 BROKERAGE 0.09	(6,000)	57.262	343.57	(342.65)	0.92 L
6/9	High Cost	SANFORD C. BERNSTEIN & CO.INC.(SCB (ID: 482480-10-0)					



NELSON B DELAVAN FOUND. PART A ACCT. R53329000  
For the Period 1/1/15 to 12/31/15

Trade Date	Type	Selection Method	Description	Quantity	Per Unit Amount	Proceeds	Tax Cost	Realized Gain/Loss
<b>Settled Sales/Maturities/Redemptions</b>								
6/4	Sale		JOHNSON & JOHNSON @ 99.4998 99 49 BROKERAGE	(1,000)	99.47	99.47	(75.43)	24.04 L
6/9	High Cost		0.02 DEUTSCHE BANC ALEX BROWN INC (ID: 478160-10-4)					
6/4	Sale		KLA-TENCOR CORP @ 58.12 406 84 BROKERAGE 0.15	(7,000)	58.099	406.69	(399.76)	6.93 L
6/9	High Cost		BARCLAYS CAPITAL LE (ID: 482480-10-0)					
6/4	Sale		KLA-TENCOR CORP @ 57.2011 114 40 BROKERAGE 0.03	(2,000)	57.185	114.37	(114.22)	0.15 L
6/9	High Cost		KNIGHT EQUITY MARKETS L.P. (ID: 482480-10-0)					
6/4	Sale		JOHNSON & JOHNSON @ 99.8304 99 83 BROKERAGE	(1,000)	99.81	99.81	(75.40)	24.41 L
6/9	High Cost		0.02 CRT CAPITAL GROUP LLC (ID: 478160-10-4)					
6/4	Sale		JOHNSON & JOHNSON @ 99.1902 595.14 BROKERAGE	(6,000)	99.167	595.00	(451.96)	143.04 L
6/9	High Cost		0.13 TAX &/OR SEC.01 S G COWEN & CO (ID: 478160-10-4)					
6/5	Sale		JOHNSON & JOHNSON @ 98.4276 98 42 BROKERAGE	(1,000)	98.41	98.41	(75.14)	23.27 L
6/10	High Cost		0.01 CITIGROUP GLOBAL MKTS INC (ID: 478160-10-4)					
6/5	Sale		JOHNSON & JOHNSON @ 98.6527 98 65 BROKERAGE	(1,000)	98.63	98.63	(75.12)	23.51 L
6/10	High Cost		0.02 JEFFERIES & COMPANY (ID: 478160-10-4)					
6/5	Sale		JOHNSON & JOHNSON @ 98.5073 197.01 BROKERAGE	(2,000)	98.485	196.97	(150.24)	46.73 L
6/10	High Cost		0.04 JEFFERIES & COMPANY (ID: 478160-10-4)					
6/5	Sale		KLA-TENCOR CORP @ 57.0102 285.05 BROKERAGE 0.07	(5,000)	56.996	284.98	(285.54)	(0.56) L
6/10	High Cost		MORGAN STANLEY & CO. LLC (ID: 482480-10-0)					
6/5	Sale		JOHNSON & JOHNSON @ 98.4751 98.47 BROKERAGE	(1,000)	98.46	98.46	(75.12)	23.34 L
6/10	High Cost		0.01 BLOOMBERG TRADEBOOK LLC (ID: 478160-10-4)					
6/8	Sale		JOHNSON & JOHNSON @ 98.3764 295.12 BROKERAGE	(3,000)	98.36	295.08	(225.28)	69.80 L
6/11	High Cost		0.04 CITIGROUP GLOBAL MKTS INC (ID: 478160-10-4)					
6/8	Sale		KLA-TENCOR CORP @ 56.6655 56 66 BROKERAGE 0.01	(1,000)	56.65	56.65	(57.11)	(0.46) L
6/11	High Cost		UBS SECURITIES LLC (ID: 482480-10-0)					



NELSON B DELAVAN FOUND. PART A ACCT. R53329000  
 For the Period 1/1/15 to 12/31/15

Trade Date	Type	Selection Method	Description	Quantity	Per Unit Amount	Proceeds	Tax Cost	Realized Gain/Loss
Settle Date								
<b>Settled Sales/Maturities/Redemptions</b>								
6/8	Sale	High Cost	KLA-TENCOR CORP @ 56 625 56 62 BROKERAGE 0.02	(1,000)	56.60	56.60	(57.10)	(0.50) L
6/11			CREDIT SUISSE FIRST BOSTON LLC (ID: 482480-10-0)					
6/8	Sale	High Cost	JOHNSON & JOHNSON @ 98.1807 196.36 BROKERAGE	(2,000)	98.165	196.33	(150.01)	46.32 L
6/11			0.03 CITIGROUP GLOBAL MKTS INC (ID: 478160-10-4)					
6/8	Sale	High Cost	KLA-TENCOR CORP @ 56 2615 112.52 BROKERAGE 0.04	(2,000)	56.24	112.48	(114.21)	(1.73) L
6/11			BARCLAYS CAPITAL LE (ID: 482480-10-0)					
6/9	Sale	High Cost	JOHNSON & JOHNSON @ 98.2991 98.29 BROKERAGE	(1,000)	98.27	98.27	(74.72)	23.55 L
6/12			0.02 SANFORD C. BERNSTEIN & CO INC.(SCB (ID: 478160-10-4)					
6/9	Sale	High Cost	JOHNSON & JOHNSON @ 98.091 98.09 BROKERAGE 0.01	(1,000)	98.08	98.08	(74.72)	23.36 L
6/12			CREDIT SUISSE FIRST BOSTON LLC (ID: 478160-10-4)					
6/10	Sale	High Cost	JOHNSON & JOHNSON @ 99.3251 99.32 BROKERAGE	(1,000)	99.30	99.30	(74.71)	24.59 L
6/15			0.02 SANFORD C. BERNSTEIN & CO INC (SCB (ID: 478160-10-4)					
6/10	Sale	High Cost	JOHNSON & JOHNSON @ 99.1825 99.18 BROKERAGE	(1,000)	99.17	99.17	(74.72)	24.45 L
6/15			0.01 KNIGHT EQUITY MARKETS L P. (ID: 478160-10-4)					
6/10	Sale	High Cost	JOHNSON & JOHNSON @ 99.2203 99.22 BROKERAGE	(1,000)	99.20	99.20	(74.72)	24.48 L
6/15			0.02 MILLER TABAK HIRSCH & COMPANY (ID: 478160-10-4)					
6/11	Sale	High Cost	JOHNSON & JOHNSON @ 99.2368 99.23 BROKERAGE	(1,000)	99.21	99.21	(74.71)	24.50 L
6/16			0.02 CREDIT SUISSE FIRST BOSTON LLC (ID: 478160-10-4)					
6/12	Sale	High Cost	THE MOSAIC COMPANY NEW @ 44 8164 44 81	(1,000)	44.80	44.80	(50.02)	(5.22) L
6/17			BROKERAGE 0.01 CITIGROUP GLOBAL MKTS INC (ID: 61945C-10-3)					



NELSON B DELAVAN FOUND. PART A ACCT. R53329000  
For the Period 1/1/15 to 12/31/15

Trade Date	Type	Selection Method	Description	Quantity	Per Unit Amount	Proceeds	Tax Cost	Realized Gain/Loss
<b>Settled Sales/Maturities/Redemptions</b>								
6/12	Sale	High Cost	THE MOSAIC COMPANY NEW @ 44.6517 44.65	(1,000)	44.64	44.64	(49.99)	(5.35) L
6/17			BROKERAGE 0 01 CITIGROUP GLOBAL MKTS INC (ID: 61945C-10-3)					
6/12	Sale	High Cost	JOHNSON & JOHNSON @ 98.5041 98.50 BROKERAGE	(1,000)	98.48	98.48	(74.72)	23.76 L
6/17			0.02 CREDIT SUISSE FIRST BOSTON LLC (ID: 478160-10-4)					
6/12	Sale	High Cost	JOHNSON & JOHNSON @ 98.3627 98.36 BROKERAGE	(1,000)	98.34	98.34	(74.71)	23.63 L
6/17			0.02 CREDIT SUISSE FIRST BOSTON LLC (ID: 478160-10-4)					
6/12	Sale	High Cost	THE MOSAIC COMPANY NEW @ 44.67 89.34 BROKERAGE	(2,000)	44.65	89.30	(99.82)	(10.52) L
6/17			0.04 CREDIT SUISSE FIRST BOSTON LLC (ID: 61945C-10-3)					
6/12	Sale	High Cost	THE MOSAIC COMPANY NEW @ 44.4601 88.92	(2,000)	44.44	88.88	(99.66)	(10.78) L
6/17			BROKERAGE 0 04 CREDIT SUISSE FIRST BOSTON LLC (ID: 61945C-10-3)					
6/12	Sale	High Cost	THE MOSAIC COMPANY NEW @ 44.4203 133.26	(3,000)	44.407	133.22	(149.14)	(15.92) L
6/17			BROKERAGE 0 04 CREDIT SUISSE FIRST BOSTON LLC (ID: 61945C-10-3)					
6/12	Sale	High Cost	JOHNSON & JOHNSON @ 98.3029 98.30 BROKERAGE	(1,000)	98.28	98.28	(74.68)	23.60 L
6/17			0.02 BARCLAYS CAPITAL LE (ID 478160-10-4)					
6/15	Sale	High Cost	THE MOSAIC COMPANY NEW @ 44.544 44.54 BROKERAGE	(1,000)	44.52	44.52	(49.63)	(5.11) L
6/18			0.02 JAMES CAPEL SECURITIES INC (ID: 61945C-10-3)					
6/15	Sale	High Cost	JOHNSON & JOHNSON @ 97.3427 97.34 BROKERAGE	(1,000)	97.32	97.32	(72.30)	25.02 L
6/18			0.02 CREDIT SUISSE FIRST BOSTON LLC (ID: 478160-10-4)					
6/15	Sale	High Cost	THE MOSAIC COMPANY NEW @ 44.5738 89.14	(2,000)	44.55	89.10	(99.17)	(10.07) L
6/18			BROKERAGE 0.04 CITIGROUP GLOBAL MKTS INC (ID: 61945C-10-3)					



NELSON B DELAVAN FOUND, PART A ACCT. R53329000  
For the Period 1/1/15 to 12/31/15

Trade Date	Type	Selection Method	Description	Quantity	Per Unit Amount	Proceeds	Tax Cost	Realized Gain/Loss
<b>Settled Sales/Maturities/Redemptions</b>								
6/15	Sale	High Cost	THE MOSAIC COMPANY NEW @ 44.4597 88.91 BROKERAGE 0.04 CITIGROUP GLOBAL MKTS INC (ID: 61945C-10-3)	(2,000)	44.435	88.87	(99.14)	(10.27) L
6/16	Sale	High Cost	JOHNSON & JOHNSON @ 97.7612 97.76 BROKERAGE 0.02 UBS SECURITIES LLC (ID: 478160-10-4)	(1,000)	97.74	97.74	(72.30)	25.44 L
6/16	Sale	High Cost	THE MOSAIC COMPANY NEW @ 44.535 44.53 BROKERAGE 0.02 WEEDEN AND CO (ID: 61945C-10-3)	(1,000)	44.51	44.51	(49.57)	(5.06) L
6/16	Sale	High Cost	THE MOSAIC COMPANY NEW @ 44.622 44.62 BROKERAGE 0.01 CITIGROUP GLOBAL MKTS INC (ID: 61945C-10-3)	(1,000)	44.61	44.61	(49.57)	(4.96) L
6/16	Sale	High Cost	THE MOSAIC COMPANY NEW @ 44.5813 44.58 BROKERAGE 0.01 CITIGROUP GLOBAL MKTS INC (ID: 61945C-10-3)	(1,000)	44.57	44.57	(49.58)	(5.01) L
6/17	Sale	High Cost	THE MOSAIC COMPANY NEW @ 44.5672 44.56 BROKERAGE 0.01 CITIGROUP GLOBAL MKTS INC (ID: 61945C-10-3)	(1,000)	44.55	44.55	(49.57)	(5.02) L
6/17	Sale	High Cost	THE MOSAIC COMPANY NEW @ 44.325 44.32 BROKERAGE 0.01 CANTOR FITZGERALD & CO/CASTLEOAK S (ID: 61945C-10-3)	(1,000)	44.31	44.31	(49.57)	(5.26) L
6/17	Sale	High Cost	THE MOSAIC COMPANY NEW @ 44.8371 44.83 BROKERAGE 0.01 MORGAN STANLEY & CO. LLC (ID: 61945C-10-3)	(1,000)	44.82	44.82	(49.54)	(4.72) L
6/17	Sale	High Cost	JOHNSON & JOHNSON @ 98.8026 98.80 BROKERAGE 0.02 UBS SECURITIES LLC (ID: 478160-10-4)	(1,000)	98.78	98.78	(72.30)	26.48 L
6/17	Sale	High Cost	THE MOSAIC COMPANY NEW @ 44.5267 89.05 BROKERAGE 0.04 CREDIT SUISSE FIRST BOSTON LLC (ID: 61945C-10-3)	(2,000)	44.505	89.01	(98.88)	(9.87) L



NELSON B DELAVAN FOUND. PART A ACCT. R53329000  
For the Period 1/1/15 to 12/31/15

Trade Date	Type	Selection Method	Description	Quantity	Per Unit Amount	Proceeds	Tax Cost	Realized Gain/Loss
<b>Settled Sales/Maturities/Redemptions</b>								
6/17	Sale		THE MOSAIC COMPANY NEW @ 44.7971 134.39	(3,000)	44.777	134.33	(148.18)	(13.85) L
6/22	High Cost		BROKERAGE 0.06 CREDIT SUISSE FIRST BOSTON LLC (ID: 61945C-10-3)					
6/18	Sale		SCHLUMBERGER LTD @ 89.024 1,513.40 BROKERAGE	(17,000)	89.00	1,513.00	(1,421.90)	91.10 L
6/23	High Cost		0.38 TAX &/OR SEC .02 MERRILL LYNCH PIERCE FENNER & SMIT (ID: 806857-10-8)					
6/18	Sale		SCHLUMBERGER LTD @ 89.195 178.39 BROKERAGE 0.03	(2,000)	89.18	178.36	(167.28)	11.08 L
6/23	High Cost		LIQUIDNET INC (ID: 806857-10-8)					
6/18	Sale		SCHLUMBERGER LTD @ 89.265 89.26 BROKERAGE 0.01	(1,000)	89.25	89.25	(83.64)	5.61 L
6/23	High Cost		DREXEL HAMILTON LLC (ID: 806857-10-8)					
6/18	Sale		THE MOSAIC COMPANY NEW @ 44.92 44.92 BROKERAGE	(1,000)	44.91	44.91	(49.36)	(4.45) L
6/23	High Cost		0.01 DREXEL HAMILTON LLC (ID: 61945C-10-3)					
6/18	Sale		MERCK AND CO INC @ 58.7036 1,115.36 BROKERAGE	(19,000)	58.887	1,115.06	(1,054.43)	73.29 L
6/23	High Cost		0.28 TAX &/OR SEC .02 RBC CAPITAL MARKETS CORPORATION (ID: 58933Y-10-5)					(12.66) S
6/18	Sale		THE MOSAIC COMPANY NEW @ 45.0404 45.04	(1,000)	45.03	45.03	(49.36)	(4.33) L
6/23	High Cost		BROKERAGE 0.01 INVESTMENT TECHNOLOGY GROUP (ITG) (ID: 61945C-10-3)					
6/18	Sale		THE MOSAIC COMPANY NEW @ 44.9993 134.99	(3,000)	44.977	134.93	(147.61)	(12.68) L
6/23	High Cost		BROKERAGE 0.06 CREDIT SUISSE FIRST BOSTON LLC (ID: 61945C-10-3)					
6/19	Sale		THE MOSAIC COMPANY NEW @ 44.9867 44.96	(1,000)	44.95	44.95	(49.13)	(4.18) L
6/24	High Cost		BROKERAGE 0.01 CITIGROUP GLOBAL MKTS INC (ID: 61945C-10-3)					
6/19	Sale		THE MOSAIC COMPANY NEW @ 45.0423 45.04	(1,000)	45.02	45.02	(49.10)	(4.08) L
6/24	High Cost		BROKERAGE 0.02 CREDIT SUISSE FIRST BOSTON LLC (ID: 61945C-10-3)					



NELSON B DELAVAN FOUND, PART A ACCT. R53329000  
For the Period 1/1/15 to 12/31/15

Trade Date	Type	Selection Method	Description	Quantity	Per Unit Amount	Proceeds	Tax Cost	Realized Gain/Loss
<b>Settled Sales/Maturities/Redemptions</b>								
6/19	Sale	High Cost	THE MOSAIC COMPANY NEW @ 44 903 44.90 BROKERAGE	(1,000)	44.88	44.88	(49.09)	(4.21) L
6/24			0.02 CREDIT SUISSE FIRST BOSTON LLC (ID: 61945C-10-3)					
6/22	Sale	High Cost	CONSTELLATION BRANDS INC A @ 119.616 2,033.47	(17,000)	119.599	2,033.19	(1,504.25)	528.94 S
6/25			BROKERAGE 0.25 TAX &/OR SEC .03 CREDIT SUISSE FIRST BOSTON LLC (ID: 21036P-10-8)					
6/22	Sale	High Cost	CONSTELLATION BRANDS INC A @ 119.6261 358.87	(3,000)	119.61	358.83	(258.64)	100.19 S
6/25			BROKERAGE 0.04 MORGAN STANLEY & CO. LLC (ID: 21036P-10-8)					
6/22	Sale	High Cost	THE MOSAIC COMPANY NEW @ 44 937 44.93 BROKERAGE	(1,000)	44.91	44.91	(49.10)	(4.19) L
6/25			0.02 CREDIT SUISSE FIRST BOSTON LLC (ID: 61945C-10-3)					
6/23	Sale	High Cost	CONSTELLATION BRANDS INC A @ 119.5416 119.54	(1,000)	119.53	119.53	(84.98)	34.55 S
6/26			BROKERAGE 0.01 MORGAN STANLEY & CO LLC (ID: 21036P-10-8)					
6/23	Sale	High Cost	UNITEDHEALTH GROUP INC @ 121.9219 121.92	(1,000)	121.91	121.91	(64.26)	57.65 L
6/26			BROKERAGE 0.01 CITIGROUP GLOBAL MKTS INC (ID: 91324P-10-2)					
6/23	Sale	High Cost	CONSTELLATION BRANDS INC A @ 119.5358 239.07	(2,000)	119.515	239.03	(169.27)	69.76 S
6/26			BROKERAGE 0.04 SANFORD C. BERNSTEIN & CO.INC.(SCB (ID: 21036P-10-8)					
6/23	Sale	High Cost	CONSTELLATION BRANDS INC A @ 119.4766 238.95	(2,000)	119.455	238.91	(168.07)	70.84 S
6/26			BROKERAGE 0.04 SANFORD C. BERNSTEIN & CO.INC (SCB (ID: 21036P-10-8)					
6/23	Sale	High Cost	CONSTELLATION BRANDS INC A @ 119.5403 119.54	(1,000)	119.53	119.53	(84.03)	35.50 S
6/26			BROKERAGE 0.01 BLOOMBERG TRADEBOOK LLC (ID: 21036P-10-8)					



NELSON B DELAVAN FOUND. PART A ACCT. R53329000  
For the Period 1/1/15 to 12/31/15

Trade Date	Type	Selection Method	Description	Quantity	Per Unit Amount	Proceeds	Tax Cost	Realized Gain/Loss
<b>Settled Sales/Maturities/Redemptions</b>								
6/23	Sale		UNITEDHEALTH GROUP INC @ 122.6323 245.26	(2.000)	122.61	245.22	(127.97)	117.25 L
6/26	High Cost		BROKERAGE 0.04 CREDIT SUISSSE FIRST BOSTON LLC (ID: 91324P-10-2)					
6/23	Sale		CONSTELLATION BRANDS INC A @ 119.4898 119.48	(1.000)	119.47	119.47	(83.79)	35.68 S
6/26	High Cost		BROKERAGE 0.01 DEUTSCHE BANC ALEX BROWN INC (ID: 21036P-10-8)					
6/23	Sale		UNITEDHEALTH GROUP INC @ 122.285 122.28	(1.000)	122.27	122.27	(63.99)	58.28 L
6/26	High Cost		BROKERAGE 0.01 DREXEL HAMILTON LLC (ID: 91324P-10-2)					
6/23	Sale		UNITEDHEALTH GROUP INC @ 122.1548 122.15	(1.000)	122.14	122.14	(63.99)	58.15 L
6/26	High Cost		BROKERAGE 0.01 STATE STREET GLOBAL MARKETS, LLC. (ID: 91324P-10-2)					
6/23	Sale		THE MOSAIC COMPANY NEW @ 45.2173 45.21	(1.000)	45.19	45.19	(49.09)	(3.90) L
6/26	High Cost		BROKERAGE 0.02 CREDIT SUISSSE FIRST BOSTON LLC (ID: 61945C-10-3)					
6/23	Sale		THE MOSAIC COMPANY NEW @ 45.2528 45.25	(1.000)	45.23	45.23	(48.98)	(3.75) L
6/26	High Cost		BROKERAGE 0.02 CREDIT SUISSSE FIRST BOSTON LLC (ID: 61945C-10-3)					
6/23	Sale		UNITEDHEALTH GROUP INC @ 122.2527 122.25	(1.000)	122.24	122.24	(63.99)	58.25 L
6/26	High Cost		BROKERAGE 0.01 CREDIT SUISSSE FIRST BOSTON LLC (ID: 91324P-10-2)					
6/24	Sale		UNITEDHEALTH GROUP INC @ 120.5725 241.15	(2.000)	120.55	241.10	(127.97)	113.13 L
6/29	High Cost		BROKERAGE 0.05 CREDIT SUISSSE FIRST BOSTON LLC (ID: 91324P-10-2)					
6/24	Sale		UNITEDHEALTH GROUP INC @ 119.1356 119.13	(1.000)	119.12	119.12	(63.98)	55.14 L
6/29	High Cost		BROKERAGE 0.01 UBS SECURITIES LLC (ID: 91324P-10-2)					



NELSON B DELAVAN FOUND. PART A ACCT. R53329000  
For the Period 1/1/15 to 12/31/15

Trade Date	Type	Selection Method	Description	Quantity	Per Unit Amount	Proceeds	Tax Cost	Realized Gain/Loss
<b>Settled Sales/Maturities/Redemptions</b>								
6/25 6/30	Sale High Cost		GENERAL MOTORS CO @ 34.8581 34.85 BROKERAGE 0 01 KNIGHT EQUITY MARKETS L.P. (ID: 37045V-10-0)	(1,000)	34.84	34.84	(34.58)	0.26 L
6/25 6/30	Sale High Cost		UNITEDHEALTH GROUP INC @ 121.7303 121.73 BROKERAGE 0 01 KNIGHT EQUITY MARKETS L.P. (ID: 91324P-10-2)	(1,000)	121.72	121.72	(63.98)	57.74 L
6/25 6/30	Sale High Cost		GENERAL MOTORS CO @ 34.7698 69.53 BROKERAGE 0 03 UBS SECURITIES LLC (ID: 37045V-10-0)	(2,000)	34.75	69.50	(69.16)	0.34 L
6/25 6/30	Sale High Cost		GENERAL MOTORS CO @ 34.6742 34.67 BROKERAGE 0 01 INSTINET (ID: 37045V-10-0)	(1,000)	34.66	34.66	(34.58)	0.08 L
6/25 6/30	Sale High Cost		GENERAL MOTORS CO @ 34.7059 69.41 BROKERAGE 0 03 KNIGHT EQUITY MARKETS L.P. (ID: 37045V-10-0)	(2,000)	34.69	69.38	(69.15)	0.23 L
6/25 6/30	Sale High Cost		GENERAL MOTORS CO @ 34.6752 138.70 BROKERAGE 0 09 MERRILL LYNCH PIERCE FENNER & SMIT (ID: 37045V-10-0)	(4,000)	34.653	138.61	(138.27)	0.34 L
6/25 6/30	Sale High Cost		GENERAL MOTORS CO @ 34.7023 34.70 BROKERAGE 0 01 CREDIT SUISSE FIRST BOSTON LLC (ID: 37045V-10-0)	(1,000)	34.69	34.69	(34.57)	0.12 L
6/25 6/30	Sale High Cost		THE MOSAIC COMPANY NEW @ 45.8905 45.89 BROKERAGE 0.02 CREDIT SUISSE FIRST BOSTON LLC (ID: 61945C-10-3)	(1,000)	45.87	45.87	(48.98)	(3.11) L
6/25 6/30	Sale High Cost		GENERAL MOTORS CO @ 35.0287 105.08 BROKERAGE 0 06 MORGAN STANLEY & CO. LLC (ID: 37045V-10-0)	(3,000)	35.007	105.02	(103.70)	1.32 L
6/26 7/1	Sale High Cost		GENERAL MOTORS CO @ 34.5825 69.16 BROKERAGE 0 04 CITIGROUP GLOBAL MKTS INC (ID: 37045V-10-0)	(2,000)	34.56	69.12	(69.13)	(0.01) L



NELSON B DELAVAN FOUND. PART A ACCT. R53329000  
For the Period 1/1/15 to 12/31/15

Trade Date	Type	Selection Method	Description	Quantity	Per Unit Amount	Proceeds	Tax Cost	Realized Gain/Loss
<b>Settled Sales/Maturities/Redemptions</b>								
6/26 7/1	Sale High Cost		GENERAL MOTORS CO @ 34.42 34.42 BROKERAGE 0.02 MERRILL LYNCH PIERCE FENNER & SMIT (ID: 37045V-10-0)	(1,000)	34.40	34.40	(34.57)	(0.17) L
6/26 7/1	Sale High Cost		GENERAL MOTORS CO @ 34.3779 34.37 BROKERAGE 0.01 CITIGROUP GLOBAL MKTS INC (ID: 37045V-10-0)	(1,000)	34.36	34.36	(34.57)	(0.21) L
6/26 7/1	Sale High Cost		GENERAL MOTORS CO @ 34.3674 103.10 BROKERAGE 0.06 CITIGROUP GLOBAL MKTS INC (ID: 37045V-10-0)	(3,000)	34.347	103.04	(103.70)	(0.66) L
6/26 7/1	Sale High Cost		GENERAL MOTORS CO @ 34.3893 34.38 BROKERAGE 0.01 KNIGHT EQUITY MARKETS L.P. (ID: 37045V-10-0)	(1,000)	34.37	34.37	(34.57)	(0.20) L
6/26 7/1	Sale High Cost		GENERAL MOTORS CO @ 34.3633 34.36 BROKERAGE 0.01 UBS SECURITIES LLC (ID: 37045V-10-0)	(1,000)	34.35	34.35	(34.56)	(0.21) L
6/29 7/2	Sale High Cost		GENERAL MOTORS CO @ 33.7691 67.53 BROKERAGE 0.03 CITIGROUP GLOBAL MKTS INC (ID: 37045V-10-0)	(2,000)	33.75	67.50	(69.13)	(1.63) L
6/29 7/2	Sale High Cost		GENERAL MOTORS CO @ 33.5859 33.58 BROKERAGE 0.02 MERRILL LYNCH PIERCE FENNER & SMIT (ID: 37045V-10-0)	(1,000)	33.56	33.56	(33.70)	(0.14) L
6/29 7/2	Sale High Cost		GENERAL MOTORS CO @ 33.5409 33.54 BROKERAGE 0.02 MERRILL LYNCH PIERCE FENNER & SMIT (ID: 37045V-10-0)	(1,000)	33.52	33.52	(33.70)	(0.18) L
6/29 7/2	Sale High Cost		GENERAL MOTORS CO @ 33.8785 33.87 BROKERAGE 0.02 DEUTSCHE BANC ALEX BROWN INC (ID: 37045V-10-0)	(1,000)	33.85	33.85	(33.70)	0.15 L
6/29 7/2	Sale High Cost		GENERAL MOTORS CO @ 33.3778 33.37 BROKERAGE 0.02 DEUTSCHE BANC ALEX BROWN INC (ID: 37045V-10-0)	(1,000)	33.35	33.35	(33.70)	(0.35) L
6/29 7/2	Sale High Cost		GENERAL MOTORS CO @ 33.2648 166.32 BROKERAGE 0.07 CITIGROUP GLOBAL MKTS INC (ID: 37045V-10-0)	(5,000)	33.25	166.25	(168.48)	(2.24) L



**NELSON B DELAVAN FOUND. PART A ACCT. R53329000**  
**For the Period 1/1/15 to 12/31/15**

Trade Date	Type	Description	Quantity	Per Unit Amount	Proceeds	Tax Cost	Realized Gain/Loss
Settle Date	Selection Method						
<b>Settled Sales/Maturities/Redemptions</b>							
6/29 7/2	Sale High Cost	GENERAL MOTORS CO @ 33.5537 33.55 BROKERAGE 0.01 CREDIT SUISSE FIRST BOSTON LLC (ID: 37045V-10-0)	(1,000)	33.54	33.54	(33.70)	(0.16) L
6/29 7/2	Sale High Cost	GENERAL MOTORS CO @ 33.2828 33.28 BROKERAGE 0.01 CREDIT SUISSE FIRST BOSTON LLC (ID: 37045V-10-0)	(1,000)	33.27	33.27	(33.70)	(0.43) L
6/29 7/2	Sale High Cost	GENERAL MOTORS CO @ 33.2227 33.22 BROKERAGE 0.01 UBS SECURITIES LLC (ID: 37045V-10-0)	(1,000)	33.21	33.21	(33.70)	(0.49) L
6/30 7/6	Sale High Cost	GENERAL MOTORS CO @ 33.2467 33.24 BROKERAGE 0.01 KNIGHT EQUITY MARKETS L.P. (ID: 37045V-10-0)	(1,000)	33.23	33.23	(33.69)	(0.46) L
6/30 7/6	Sale High Cost	GENERAL MOTORS CO @ 33.1731 33.17 BROKERAGE 0.02 DEUTSCHE BANC ALEX BROWN INC (ID: 37045V-10-0)	(1,000)	33.15	33.15	(33.70)	(0.55) L
7/7 7/7	Litigation Proc	BANK OF AMERICA CORP REPRESENTS PRO RATA SHARE OF THE NET SETTLEMENT FROM THE BANK OF AMERICA CORP CLASS ACTION. DUE R53329000 NELSON B DELAVAN FOUND PART A FUTURE DISBURSEMENTS MAY OCCUR, PENDING NOTICE FROM PAYING AGENT (ID: 060505-10-4)			1,020.91		1,020.91 L
7/1 7/7	Sale High Cost	UNITED CONTINENTAL HOLDINGS INC @ 51.6754 1.03350 BROKERAGE 0.30 TAX &/OR SEC 01 RBC CAPITAL MARKETS CORPORATION (ID: 910047-10-9)	(20,000)	51.66	1,033.19	(926.44)	106.75 L
7/2 7/8	Sale High Cost	PERRIGO CO LTD @ 183.8774 1.287.14 BROKERAGE 0.10 TAX &/OR SEC 02 CITIGROUP GLOBAL MKTS INC (ID: G97822-10-3)	(7,000)	183.86	1,287.02	(1,087.38)	199.64 L
7/2 7/8	Sale High Cost	PERRIGO CO LTD @ 184.8123 554.43 BROKERAGE 0.04 TAX &/OR SEC.01 UBS SECURITIES LLC (ID: G97822-10-3)	(3,000)	184.793	554.38	(466.02)	88.36 L



NELSON B DELAVAN FOUND, PART A ACCT. R53329000  
For the Period 1/1/15 to 12/31/15

Trade Date	Type	Selection Method	Description	Quantity	Per Unit Amount	Proceeds	Tax Cost	Realized Gain/Loss
<b>Settled Sales/Maturities/Redemptions</b>								
7/2	Sale	High Cost	BIOGEN INC @ 405.6648 405.66 BROKERAGE 0.01	(1,000)	405.65	405.65	(59.84)	345.81 L
7/8	High Cost		CITIGROUP GLOBAL MKTS INC (ID: 09062X-10-3)					
7/2	Sale	High Cost	MERCK AND CO INC @ 57.7159 346.29 BROKERAGE	(6,000)	57.693	346.16	(317.79)	28.37 L
7/8	High Cost		0.13 CREDIT SUISSE FIRST BOSTON LLC (ID: 58933Y-10-5)					
7/2	Sale	High Cost	MERCK AND CO INC @ 57.7785 57.77 BROKERAGE 0.01	(1,000)	57.76	57.76	(52.96)	4.80 L
7/8	High Cost		CITIGROUP GLOBAL MKTS INC (ID: 58933Y-10-5)					
7/6	Sale	High Cost	MERCK AND CO INC @ 57.3601 57.36 BROKERAGE 0.01	(1,000)	57.35	57.35	(31.93)	25.42 L
7/9	High Cost		UBS SECURITIES LLC (ID: 58933Y-10-5)					
7/6	Sale	High Cost	MERCK AND CO INC @ 57.3055 57.30 BROKERAGE 0.01	(1,000)	57.29	57.29	(31.93)	25.36 L
7/9	High Cost		JEFFERIES & COMPANY (ID: 58933Y-10-5)					
7/6	Sale	High Cost	MERCK AND CO INC @ 57.434 57.43 BROKERAGE 0.01	(1,000)	57.42	57.42	(31.93)	25.49 L
7/9	High Cost		CITIGROUP GLOBAL MKTS INC (ID: 58933Y-10-5)					
7/6	Sale	High Cost	MERCK AND CO INC @ 57.4069 57.40 BROKERAGE 0.01	(1,000)	57.39	57.39	(31.93)	25.46 L
7/9	High Cost		CREDIT SUISSE FIRST BOSTON LLC (ID: 58933Y-10-5)					
7/6	Sale	High Cost	MERCK AND CO INC @ 57.5296 57.52 BROKERAGE 0.01	(1,000)	57.51	57.51	(31.93)	25.58 L
7/9	High Cost		CITIGROUP GLOBAL MKTS INC (ID: 58933Y-10-5)					
7/6	Sale	High Cost	MERCK AND CO INC @ 57.5201 57.52 BROKERAGE 0.01	(1,000)	57.51	57.51	(31.93)	25.58 L
7/9	High Cost		UBS SECURITIES LLC (ID: 58933Y-10-5)					
7/7	Sale	High Cost	BIOGEN INC @ 404.39 404.39 BROKERAGE 0.01	(1,000)	404.38	404.38	(59.84)	344.54 L
7/10	High Cost		CITIGROUP GLOBAL MKTS INC (ID: 09062X-10-3)					
7/7	Sale	High Cost	MERCK AND CO INC @ 57.7024 115.40 BROKERAGE	(2,000)	57.685	115.37	(63.85)	51.52 L
7/10	High Cost		0.03 UBS SECURITIES LLC (ID: 58933Y-10-5)					
7/7	Sale	High Cost	MERCK AND CO INC @ 57.42 114.84 BROKERAGE 0.03	(2,000)	57.405	114.81	(63.85)	50.96 L
7/10	High Cost		CITIGROUP GLOBAL MKTS INC (ID: 58933Y-10-5)					



NELSON B DELAVAN FOUND. PART A ACCT. R53329000  
For the Period 1/1/15 to 12/31/15

Trade Date	Type	Selection Method	Description	Quantity	Per Unit Amount	Proceeds	Tax Cost	Realized Gain/Loss
<b>Settled Sales/Maturities/Redemptions</b>								
7/7	Sale	High Cost	MERCK AND CO INC @ 57.998 115.99 BROKERAGE 0.04	(2,000)	57.975	115.95	(63.85)	52.10 L
7/10			RBC CAPITAL MARKETS CORPORATION (ID: 58933Y-10-5)					
7/8	Sale	High Cost	BIOGEN INC @ 401.2757 401.27 BROKERAGE 0.01	(1,000)	401.26	401.26	(59.84)	341.42 L
7/13			JEFFERIES & COMPANY (ID: 09062X-10-3)					
7/8	Sale	High Cost	MERCK AND CO INC @ 57.4921 57.49 BROKERAGE 0.01	(1,000)	57.48	57.48	(31.93)	25.55 L
7/13			MORGAN STANLEY & CO. LLC (ID: 58933Y-10-5)					
7/8	Sale	High Cost	MERCK AND CO INC @ 57.4521 114.90 BROKERAGE	(2,000)	57.43	114.86	(63.86)	51.00 L
7/13			0.04 DEUTSCHE BANC ALEX BROWN INC (ID: 58933Y-10-5)					
7/9	Sale	High Cost	BIOGEN INC @ 401.64 401.64 BROKERAGE 0.01	(1,000)	401.63	401.63	(59.84)	341.79 L
7/14			CITIGROUP GLOBAL MKTS INC (ID: 09062X-10-3)					
7/9	Sale	High Cost	MERCK AND CO INC @ 57.6529 230.61 BROKERAGE	(4,000)	57.63	230.52	(123.11)	107.41 L
7/14			0.09 CREDIT SUISSE FIRST BOSTON LLC (ID: 58933Y-10-5)					
7/10	Sale	High Cost	BIOGEN INC @ 387.0278 387.02 BROKERAGE 0.01 UBS	(1,000)	387.01	387.01	(59.84)	327.17 L
7/15			SECURITIES LLC (ID: 09062X-10-3)					
7/10	Sale	High Cost	MERCK AND CO INC @ 57.9469 115.89 BROKERAGE	(2,000)	57.925	115.85	(59.26)	56.59 L
7/15			0.04 CREDIT SUISSE FIRST BOSTON LLC (ID: 58933Y-10-5)					
7/13	Sale	High Cost	MERCK AND CO INC @ 58.1427 58.14 BROKERAGE 0.01	(1,000)	58.13	58.13	(29.63)	28.50 L
7/16			MERRILL LYNCH PIERCE FENNER & SMIT (ID: 58933Y-10-5)					
7/13	Sale	High Cost	MERCK AND CO INC @ 58.0117 58.01 BROKERAGE 0.01	(1,000)	58.00	58.00	(29.63)	28.37 L
7/16			KNIGHT EQUITY MARKETS L.P. (ID: 58933Y-10-5)					
7/13	Sale	High Cost	MERCK AND CO INC @ 57.8406 57.84 BROKERAGE 0.02	(1,000)	57.82	57.82	(29.63)	28.19 L
7/16			CREDIT SUISSE FIRST BOSTON LLC (ID: 58933Y-10-5)					



NELSON B DELAVAN FOUND. PART A ACCT. R53329000  
For the Period 1/1/15 to 12/31/15

Trade Date	Type	Description	Quantity	Per Unit Amount	Proceeds	Tax Cost	Realized Gain/Loss
Settle Date	Selection Method						
<b>Settled Sales/Maturities/Redemptions</b>							
7/14	Sale	MERCK AND CO INC @ 58.0013 58.00 BROKERAGE 0.02	(1,000)	57.98	57.98	(29.63)	28.35 L
7/17	High Cost	DEUTSCHE BANC ALEX BROWN INC (ID: 58933Y-10-5)					
7/14	Sale	MERCK AND CO INC @ 57.9937 57.99 BROKERAGE 0.02	(1,000)	57.97	57.97	(29.63)	28.34 L
7/17	High Cost	CREDIT SUISSE FIRST BOSTON LLC (ID: 58933Y-10-5)					
7/15	Sale	HALLIBURTON CO @ 41.3741 3,723.66 BROKERAGE	(90,000)	41.358	3,722.25	(3,814.94)	(92.69) S
7/20	High Cost	1.35 TAX &/OR SEC 06 KNIGHT EQUITY MARKETS L.P. (ID: 406216-10-1)					
7/15	Sale	MERCK AND CO INC @ 58.40 58.40 BROKERAGE 0.02	(1,000)	58.38	58.38	(29.63)	28.75 L
7/20	High Cost	CREDIT SUISSE FIRST BOSTON LLC (ID: 58933Y-10-5)					
7/15	Sale	CHEMOURS COMPANY @ 13.182 118.63 BROKERAGE 0.13	(9,000)	13.167	118.50	(158.76)	(40.26) S
7/20	High Cost	DEUTSCHE BANC ALEX BROWN INC (ID: 163851-10-8)					
7/21	Sale	MARATHON OIL CORP @ 23.2425 511.33 BROKERAGE	(22,000)	23.227	511.00	(860.65)	(349.65) L
7/24	High Cost	0.33 PENSERRA SECURITIES (ID: 565849-10-6)					
7/21	Sale	MARATHON OIL CORP @ 23.2251 139.35 BROKERAGE	(6,000)	23.21	139.26	(227.65)	(88.39) L
7/24	High Cost	0.09 KNIGHT EQUITY MARKETS L.P. (ID: 565849-10-6)					
7/22	Sale	TOPBUILD CORP-W/I @ 30.9535 30.95 BROKERAGE	(1,000)	30.94	30.94	(16.37)	14.57 L
7/27	High Cost	0.01 JEFFERIES & COMPANY (ID: 89055F-10-3)					
7/22	Sale	TOPBUILD CORP-W/I @ 30.82 30.82 BROKERAGE 0.01	(1,000)	30.81	30.81	(16.21)	14.60 L
7/27	High Cost	ACADEMY SECURITIES, INC. (ID: 89055F-10-3)					
7/22	Sale	UNITEDHEALTH GROUP INC @ 120.5883 1,567.64	(13,000)	120.572	1,567.43	(736.23)	831.20 L
7/27	High Cost	BROKERAGE 0.19 TAX &/OR SEC 02 MORGAN STANLEY & CO LLC (ID: 91324P-10-2)					
7/22	Sale	HUMANA INC @ 185.7576 1,300.30 BROKERAGE 0.10	(7,000)	185.74	1,300.18	(1,266.94)	33.24 S
7/27	High Cost	TAX &/OR SEC 02 MERRILL LYNCH PIERCE FENNER & SMIT (ID: 444859-10-2)					



NELSON B DELAVAN FOUND. PART A ACCT. R53329000  
For the Period 1/1/15 to 12/31/15

Trade Date	Type	Description	Quantity	Per Unit Amount	Proceeds	Tax Cost	Realized Gain/Loss
Settle Date	Selection Method						
<b>Settled Sales/Maturities/Redemptions</b>							
7/22	Sale	MARATHON OIL CORP @ 22.7337 68 20 BROKERAGE	(3 000)	22.713	68.14	(110.68)	(42.54) L
7/27	High Cost	0.06 DEUTSCHE BANC ALEX BROWN INC (ID: 565849-10-6)					
7/22	Sale	MARATHON OIL CORP @ 22.305 133 83 BROKERAGE	(6.000)	22.29	133.74	(221.37)	(87.63) L
7/27	High Cost	0.09 LIQUIDNET INC (ID: 565849-10-6)					
7/22	Sale	MARATHON OIL CORP @ 22.4911 404.83 BROKERAGE	(18 000)	22.476	404.56	(657.43)	(252.87) L
7/27	High Cost	0 27 KNIGHT EQUITY MARKETS L.P. (ID: 565849-10-6)					
7/22	Sale	HUMANA INC @ 186.00 744.00 BROKERAGE 0.09 TAX	(4 000)	185.975	743.90	(479.24)	264.66 S
7/27	High Cost	&/OR SEC.01 CREDIT SUISSE FIRST BOSTON LLC (ID: 444859-10-2)					
7/27	Sale	INV BALANCED-RISK ALLOC-Y (ID: 00141V-69-7)	(3,235,060)	11.54	37,332.59	(40,592.34)	(3,259.75) L
7/28	High Cost						
7/27	Sale	GOTHAM ABSOLUTE RETURN FUND (ID: 360873-13-7)	(1,356,990)	12.80	17,369.47	(17,450.89)	(81.42) L
7/28	High Cost						
7/27	Sale	GATEWAY FUND-Y (ID: 367829-88-4)	(767 142)	29.83	22,883.86	(20,329.26)	2,554.60 L
7/28	High Cost						
7/27	Sale	T ROWE PRICE NEW ASIA (ID: 77956H-50-0)	(3,771,369)	16.18	61,020.75	(63,778.10)	(741.28) L
7/28	High Cost						(2,016.07) S
7/27	Sale	GOLDMAN SACHS TR STRG INCM INST	(3,548,793)	10.02	35,558.91	(37,368.79)	(1,809.88) L
7/28	High Cost	(ID: 38145C-64-6)					
7/23	Sale	MARATHON OIL CORP @ 22.12 88 48 BROKERAGE 0.09	(4,000)	22.098	88.39	(144.13)	(55.74) L
7/28	High Cost	GOLDMAN SACHS & CO (ID: 565849-10-6)					
7/23	Sale	MARATHON OIL CORP @ 21.9652 87.86 BROKERAGE	(4,000)	21.95	87.80	(144.13)	(56.33) L
7/28	High Cost	0.06 KNIGHT EQUITY MARKETS LP (ID: 565849-10-6)					



NELSON B DELAVAN FOUND. PART A ACCT. R53329000  
For the Period 1/1/15 to 12/31/15

Trade Date	Type	Selection Method	Description	Quantity	Per Unit Amount	Proceeds	Tax Cost	Realized Gain/Loss
<b>Settled Sales/Maturities/Redemptions</b>								
7/23	Sale	High Cost	MARATHON OIL CORP @ 22.3044 44.60 BROKERAGE	(2,000)	22.28	44.56	(72.06)	(27.50) L
7/28	High Cost		0.04 CREDIT SUISSE FIRST BOSTON LLC (ID: 565849-10-6)					
7/23	Sale	High Cost	TOPBUILD CORP-WI @ 30.4934 30.49 BROKERAGE	(1,000)	30.48	30.48	(16.07)	14.41 L
7/28	High Cost		0.01 UBS SECURITIES LLC (ID: 89055F-10-3)					
7/23	Sale	High Cost	MARATHON OIL CORP @ 22.3648 44.72 BROKERAGE	(2,000)	22.345	44.69	(72.06)	(27.37) L
7/28	High Cost		0.03 CITIGROUP GLOBAL MKTS INC (ID: 565849-10-6)					
7/23	Sale	High Cost	MARATHON OIL CORP @ 22.1353 265.62 BROKERAGE	(12,000)	22.113	265.35	(432.03)	(166.68) L
7/28	High Cost		0.27 CREDIT SUISSE FIRST BOSTON LLC (ID: 565849-10-6)					
7/23	Sale	High Cost	MARATHON OIL CORP @ 22.115 574.99 BROKERAGE	(26,000)	22.10	574.59	(933.10)	(358.51) L
7/28	High Cost		0.39 TAX &/OR SEC .01 PENSERRA SECURITIES (ID: 565849-10-6)					
7/24	Sale	High Cost	GOOGLE INC CLASS A @ 669 0839 1.338 16	(2,000)	669.055	1,338.11	(612.93)	725.18 L
7/29	High Cost		BROKERAGE 0 03 TAX &/OR SEC .02 S G COWEN & CO (ID: 38259P-50-8)					
7/24	Sale	High Cost	MARATHON OIL CORP @ 21.4886 42.97 BROKERAGE	(2,000)	21.465	42.93	(71.48)	(28.55) L
7/29	High Cost		0.04 CRT CAPITAL GROUP LLC (ID: 565849-10-6)					
7/24	Sale	High Cost	TOPBUILD CORP-WI @ 30.2476 30.24 BROKERAGE	(1,000)	30.23	30.23	(15.66)	14.57 L
7/29	High Cost		0.01 INSTINET (ID: 89055F-10-3)					
7/24	Sale	High Cost	MARATHON OIL CORP @ 21.3409 149.38 BROKERAGE	(7,000)	21.319	149.23	(250.18)	(100.95) L
7/29	High Cost		0.15 CRT CAPITAL GROUP LLC (ID: 565849-10-6)					
7/27	Sale	High Cost	MARATHON OIL CORP @ 21.0062 21.00 BROKERAGE	(1,000)	20.99	20.99	(35.72)	(14.73) L
7/30	High Cost		0.01 CITIGROUP GLOBAL MKTS INC (ID: 565849-10-6)					
7/27	Sale	High Cost	MERCK AND CO INC @ 56.9324 170.79 BROKERAGE	(3,000)	56.917	170.75	(88.89)	81.86 L
7/30	High Cost		0.04 LIQUIDNET INC (ID: 58933Y-10-5)					
7/27	Sale	High Cost	MERCK AND CO INC @ 56.78 113.56 BROKERAGE 0 04	(2,000)	56.76	113.52	(59.26)	54.26 L
7/30	High Cost		MORGAN STANLEY & CO. LLC (ID: 58933Y-10-5)					



NELSON B DELAVAN FUND, PART A ACCT. R53329000  
For the Period 1/1/15 to 12/31/15

Trade Date	Type	Selection Method	Description	Quantity	Per Unit Amount	Proceeds	Tax Cost	Realized Gain/Loss
<b>Settled Sales/Maturities/Redemptions</b>								
7/27	Sale	High Cost	MERCK AND CO INC @ 56.9664 284.83 BROKERAGE	(5,000)	56.952	284.76	(148.15)	136.61 L
7/30	High Cost		0.07 KNIGHT EQUITY MARKETS L.P (ID: 58933Y-10-5)					
7/27	Sale	High Cost	JOHNSON & JOHNSON @ 98.1938 294.58 BROKERAGE	(3,000)	98.173	294.52	(216.92)	77.60 L
7/30	High Cost		0.06 MORGAN STANLEY & CO LLC (ID: 478160-10-4)					
7/27	Sale	High Cost	TOPBUILD CORP-W/I @ 30.4626 30.46 BROKERAGE	(1,000)	30.45	30.45	(13.15)	17.30 L
7/30	High Cost		0.01 MORGAN STANLEY & CO LLC (ID: 89055F-10-3)					
7/27	Sale	High Cost	JOHNSON & JOHNSON @ 98.1583 294.47 BROKERAGE	(3,000)	98.143	294.43	(216.91)	77.52 L
7/30	High Cost		0.04 CREDIT SUISSE FIRST BOSTON LLC (ID: 478160-10-4)					
7/27	Sale	High Cost	CONCHO RESOURCES INC @ 100.0641 1,300.83	(13,000)	100.048	1,300.62	(1,588.14)	(287.52) S
7/30	High Cost		BROKERAGE 0.19 TAX &/OR SEC .02 CITIGROUP GLOBAL MKTS INC (ID: 20605P-10-1)					
7/27	Sale	High Cost	PIONEER NATURAL RESOURCES CO @ 121.9887	(9,000)	121.951	1,097.56	(1,573.11)	(475.55) S
7/30	High Cost		1,097.71 BROKERAGE 0.13 TAX &/OR SEC .02 UBS SECURITIES LLC (ID: 723787-10-7)					
7/27	Sale	High Cost	MERCK AND CO INC @ 56.8789 568.78 BROKERAGE	(10,000)	56.855	568.55	(296.30)	272.25 L
7/30	High Cost		0.22 TAX &/OR SEC .01 WELLS FARGO SECURITIES, LLC (ID: 58933Y-10-5)					
7/27	Sale	High Cost	MARATHON OIL CORP @ 20.9875 41.97 BROKERAGE	(2,000)	20.97	41.94	(71.33)	(29.39) L
7/30	High Cost		0.03 STATE STREET GLOBAL MARKETS, LLC. (ID: 565849-10-6)					
7/27	Sale	High Cost	MERCK AND CO INC @ 56.935 113.87 BROKERAGE 0.03	(2,000)	56.92	113.84	(59.26)	54.58 L
7/30	High Cost		STATE STREET GLOBAL MARKETS, LLC. (ID: 58933Y-10-5)					
7/28	Sale	High Cost	MERCK AND CO INC @ 56.2947 281.47 BROKERAGE	(5,000)	56.272	281.36	(148.15)	133.21 L
7/31	High Cost		0.11 BMO NESBITT BURNS CORP (ID: 58933Y-10-5)					



NELSON B DELAVAN FOUND, PART A ACCT. R53329000  
For the Period 1/1/15 to 12/31/15

Trade Date	Type	Selection Method	Description	Quantity	Per Unit Amount	Proceeds	Tax Cost	Realized Gain/Loss
<b>Settled Sales/Maturities/Redemptions</b>								
7/28	Sale	High Cost	MERCK AND CO INC @ 55.9822 111 96 BROKERAGE	(2 000)	55.965	111.93	(59.26)	52.67 L
7/31			0 03 CITIGROUP GLOBAL MKTS INC (ID: 58933Y-10-5)					
7/28	Sale	High Cost	MERCK AND CO INC @ 56.322 56.32 BROKERAGE 0.01	(1,000)	56.31	56.31	(29.63)	26.68 L
7/31			INSTINET (ID: 58933Y-10-5)					
7/28	Sale	High Cost	MERCK AND CO INC @ 57.2487 457.98 BROKERAGE	(8,000)	57.225	457.80	(237.04)	220.76 L
7/31			0 18 BMO NESBITT BURNS CORP (ID 58933Y-10-5)					
7/28	Sale	High Cost	JOHNSON & JOHNSON @ 98.5602 98.56 BROKERAGE	(1 000)	98.54	98.54	(72.30)	26.24 L
7/31			0 02 MORGAN STANLEY & CO. LLC (ID: 478160-10-4)					
7/28	Sale	High Cost	JOHNSON & JOHNSON @ 98.9716 494.85 BROKERAGE	(5,000)	98.948	494.74	(361.53)	133.21 L
7/31			0.11 MORGAN STANLEY & CO. LLC (ID: 478160-10-4)					
7/28	Sale	High Cost	MERCK AND CO INC @ 56.9231 170.76 BROKERAGE	(3 000)	56.907	170.72	(88.89)	81.83 L
7/31			0.04 WEEEDEN AND CO (ID 58933Y-10-5)					
7/28	Sale	High Cost	JOHNSON & JOHNSON @ 98.9458 197.89 BROKERAGE	(2 000)	98.93	197.86	(144.61)	53.25 L
7/31			0.03 KNIGHT EQUITY MARKETS L.P (ID: 478160-10-4)					
7/28	Sale	High Cost	TOPBUILD CORP-W/I @ 29.29 29.29 BROKERAGE 0.02	(1,000)	29.27	29.27	(13.11)	16.16 L
7/31			CRT CAPITAL GROUP LLC (ID: 89055F-10-3)					
7/28	Sale	High Cost	TOPBUILD CORP-W/I @ 29.0759 29.07 BROKERAGE	(1,000)	29.06	29.06	(13.05)	16.01 L
7/31			0 01 KNIGHT EQUITY MARKETS L.P. (ID: 89055F-10-3)					
8/3	LT Capital Gain	Distribution	JPM CHINA REGION FD - SEL FUND 3810 LONG TERM	1,411 657	3 611	5,098.04		
8/3			CAPITAL GAINS @ 3.61139 (ID 4812A3-52-8)					
7/29	Sale	High Cost	MERCK AND CO INC @ 56.1199 56.11 BROKERAGE 0.02	(1,000)	58.09	58.09	(29.63)	28.46 L
8/3			BMO NESBITT BURNS CORP (ID: 58933Y-10-5)					
7/29	Sale	High Cost	JOHNSON & JOHNSON @ 99.2929 99.29 BROKERAGE	(1,000)	99.28	99.28	(72.31)	26.97 L
8/3			0.01 CITIGROUP GLOBAL MKTS INC (ID: 478160-10-4)					



NELSON B DELAVAN FOUND. PART A ACCT. R53329000  
For the Period 1/1/15 to 12/31/15

Trade Date	Type	Selection Method	Description	Quantity	Per Unit Amount	Proceeds	Tax Cost	Realized Gain/Loss
<b>Settled Sales/Maturities/Redemptions</b>								
7/29 8/3	Sale High Cost		JOHNSON & JOHNSON @ 99.7768 199.55 BROKERAGE 0.03 MERRILL LYNCH PIERCE FENNER & SMIT (ID: 478160-10-4)	(2,000)	99.76	199.52	(144.61)	54.91 L
7/29 8/3	Sale High Cost		JOHNSON & JOHNSON @ 99.7746 399.09 BROKERAGE 0.09 WELLS FARGO SECURITIES, LLC (ID: 478160-10-4)	(4,000)	99.75	399.00	(289.22)	109.78 L
7/29 8/3	Sale High Cost		TOPBUILD CORP-W/I @ 29.541 29.54 BROKERAGE 0.01 LIQIDNET INC (ID: 89055F-10-3)	(1,000)	29.53	29.53	(13.05)	16.48 L
7/29 8/3	Sale High Cost		JOHNSON & JOHNSON @ 99.6752 199.35 BROKERAGE 0.04 RBC CAPITAL MARKETS CORPORATION (ID: 478160-10-4)	(2,000)	99.655	199.31	(144.61)	54.70 L
7/29 8/3	Sale High Cost		JOHNSON & JOHNSON @ 99.6953 99.69 BROKERAGE 0 01 INSTINET (ID: 478160-10-4)	(1,000)	99.68	99.68	(72.30)	27.38 L
7/29 8/3	Sale High Cost		MERCK AND CO INC @ 58.0176 58.01 BROKERAGE 0.01 DEUTSCHE BANC ALEX BROWN INC (ID: 58933Y-10-5)	(1,000)	58.00	58.00	(29.63)	28.37 L
7/29 8/3	Sale High Cost		MERCK AND CO INC @ 58.5434 117.08 BROKERAGE 0.03 DEUTSCHE BANC ALEX BROWN INC (ID: 58933Y-10-5)	(2,000)	58.525	117.05	(59.26)	57.79 L
7/31 8/3	Sale High Cost		JPM CHINA REGION FD - SEL FUND 3810 JP MORGAN CHASE BANK AS SHAREHOLDER SERVICING AGENT @ 18.53 (ID: 4812A3-52-8)	(1,411.657)	18.53	26,158.00	(27,866.11)	(1,708.11) L
7/30 8/4	Sale High Cost		PACCAR INC @ 64.6792 1,099.54 BROKERAGE 0.25 TAX &/OR SEC.02 UBS SECURITIES LLC (ID: 693718-10-8)	(17,000)	64.663	1,099.27	(702.80)	396.47 L
7/30 8/4	Sale High Cost		CABOT OIL & GAS CORP CL.A @ 26.02 130.10 BROKERAGE 0 07 INSTINET (ID: 127097-10-3)	(5,000)	26.006	130.03	(176.98)	(46.95) S



NELSON B DELAVAN FOUND. PART A ACCT. R53329000  
For the Period 1/1/15 to 12/31/15

Trade Date	Type	Selection Method	Description	Quantity	Per Unit Amount	Proceeds	Tax Cost	Realized Gain/Loss
<b>Settled Sales/Maturities/Redemptions</b>								
7/30 8/4	Sale High Cost		JOHNSON & JOHNSON @ 99.9066 99.90 BROKERAGE 0.02 RAYMOND JAMES & ASSOCIATES INC (ID: 478160-10-4)	(1,000)	99.88	99.88	(72.30)	27.58 L
7/30 8/4	Sale High Cost		CABOT OIL & GAS CORP CL A @ 26.0067 208.05 BROKERAGE 0.12 STATE STREET GLOBAL MARKETS, LLC. (ID: 127097-10-3)	(8,000)	25.991	207.93	(282.98)	(75.05) S
7/30 8/4	Sale High Cost		CABOT OIL & GAS CORP CL A @ 26.013 858.42 BROKERAGE 0.49 TAX &/OR SEC 01 SJ LEVINSON & SONS LLC (ID: 127097-10-3)	(33,000)	25.998	857.92	(1,164.12)	(306.20) S
7/30 8/4	Sale High Cost		JOHNSON & JOHNSON @ 99.6362 99.63 BROKERAGE 0.01 SJ LEVINSON & SONS LLC (ID: 478160-10-4)	(1,000)	99.62	99.62	(72.31)	27.31 L
7/30 8/4	Sale High Cost		CABOT OIL & GAS CORP CL A @ 25.955 129.77 BROKERAGE 0.07 LOOP CAPITAL MARKETS LLC (ID: 127097-10-3)	(5,000)	25.94	129.70	(175.60)	(45.90) S
7/30 8/4	Sale High Cost		PACCAR INC @ 64.8078 388.84 BROKERAGE 0.09 MERRILL LYNCH PIERCE FENNER & SMIT (ID: 693718-10-8)	(6,000)	64.792	388.75	(222.83)	165.92 L
8/3 8/6	Sale High Cost		TOPBUILD CORP-W/I @ 29.2305 29.23 BROKERAGE 0.01 UBS SECURITIES LLC (ID: 89055F-10-3)	(1,000)	29.22	29.22	(13.05)	16.17 L
8/3 8/6	Sale High Cost		TOPBUILD CORP-W/I @ 29.08 29.08 BROKERAGE 0.01 LIQUIDNET INC (ID: 89055F-10-3)	(1,000)	29.07	29.07	(13.05)	16.02 L
8/3 8/6	Sale High Cost		TOPBUILD CORP-W/I @ 29.1725 29.17 BROKERAGE 0.01 STATE STREET GLOBAL MARKETS, LLC (ID: 89055F-10-3)	(1,000)	29.16	29.16	(13.05)	16.11 L
8/4 8/7	Sale High Cost		TOPBUILD CORP-W/I @ 29.0457 29.04 BROKERAGE 0.01 LIQUIDNET INC (ID: 89055F-10-3)	(1,000)	29.03	29.03	(13.05)	15.98 L



NELSON B DELAVAN FOUND. PART A ACCT. R53329000  
For the Period 1/1/15 to 12/31/15

Trade Date	Type	Description	Quantity	Per Unit Amount	Proceeds	Tax Cost	Realized Gain/Loss
Settle Date	Selection Method						
<b>Settled Sales/Maturities/Redemptions</b>							
8/5 8/10	Sale High Cost	TOPBUILD CORP-W/I @ 28.712 28.71 BROKERAGE 0.01 STATE STREET GLOBAL MARKETS, LLC. (ID: 89055F-10-3)	(1,000)	28.70	28.70	(13.05)	15.65 L
8/6 8/11	Sale High Cost	COMCAST CORP CL A @ 57.5316 460.25 BROKERAGE 0.18 MERRILL LYNCH PIERCE FENNER & SMIT (ID: 20030N-10-1)	(8,000)	57,509	460.07	(178.59)	281.48 L
8/6 8/11	Sale High Cost	COMCAST CORP CL A @ 58.01 232.04 BROKERAGE 0.09 DEUTSCHE BANC ALEX BROWN INC (ID: 20030N-10-1)	(4,000)	57,988	231.95	(85.70)	146.25 L
8/6 8/11	Sale High Cost	COMCAST CORP CL A @ 58.40 1,810 40 BROKERAGE 0.69 TAX &/OR SEC .03 DEUTSCHE BANC ALEX BROWN INC (ID: 20030N-10-1)	(31,000)	58,377	1,809.68	(633.07)	1,176.61 L
8/6 8/11	Sale High Cost	TOPBUILD CORP-W/I @ 28.6547 28.65 BROKERAGE 0 01 UBS SECURITIES LLC (ID: 89055F-10-3)	(1,000)	28.64	28.64	(13.05)	15.59 L
8/6 8/11	Sale High Cost	TOPBUILD CORP-W/I @ 28.74 57.48 BROKERAGE 0.04 UBS SECURITIES LLC (ID: 89055F-10-3)	(2,000)	28.72	57.44	(25.39)	32.05 L
8/7 8/12	Sale High Cost	TOPBUILD CORP-W/I @ 28.5004 28.50 BROKERAGE 0.01 INSTINET (ID: 89055F-10-3)	(1,000)	28.49	28.49	(12.61)	15.88 L
8/7 8/12	Sale High Cost	TOPBUILD CORP-W/I @ 28.4971 56.99 BROKERAGE 0.03 BLOOMBERG TRADEBOOK LLC (ID: 89055F-10-3)	(2,000)	28.48	56.96	(25.23)	31.73 L
8/10 8/13	Sale High Cost	TOPBUILD CORP-W/I @ 29.4539 29.45 BROKERAGE 0.01 CITIGROUP GLOBAL MKTS INC (ID: 89055F-10-3)	(1,000)	29.44	29.44	(12.61)	16.83 L
8/10 8/13	Sale High Cost	TOPBUILD CORP-W/I @ 29.087 29.08 BROKERAGE 0 01 DEUTSCHE BANC ALEX BROWN INC (ID: 89055F-10-3)	(1,000)	29.07	29.07	(12.61)	16.46 L
8/11 8/14	Sale High Cost	PERRIGO CO LTD @ 191.6116 2,490.95 BROKERAGE 0.19 TAX &/OR SEC .04 CITIGROUP GLOBAL MKTS INC (ID: G97822-10-3)	(13,000)	191,594	2,490.72	(2,019.41)	471.31 L

J.P. Morgan



NELSON B DELAVAN FOUND. PART A ACCT. R53329000  
For the Period 1/1/15 to 12/31/15

Trade Date	Type	Selection Method	Description	Quantity	Per Unit Amount	Proceeds	Tax Cost	Realized Gain/Loss
<b>Settled Sales/Maturities/Redemptions</b>								
8/11	Sale	High Cost	BRISTOL MYERS SQUIBB CO @ 62.6788 1,128.21	(18,000)	62.662	1,127.92	(722.19)	405.73 L
8/14	High Cost		BROKERAGE 0.27 TAX &/OR SEC .02 JEFFERIES & COMPANY (ID: 110122-10-8)					
8/11	Sale	High Cost	YUM BRANDS INC @ 83.4611 2,253.44 BROKERAGE 0.40 TAX &/OR SEC .04 DEUTSCHE BANC ALEX BROWN INC (ID: 988498-10-1)	(27,000)	83.444	2,253.00	(903.69)	1,349.31 L
8/14	High Cost							
8/11	Sale	High Cost	YUM BRANDS INC @ 83.4649 333.85 BROKERAGE 0.06 STATE STREET GLOBAL MARKETS, LLC. (ID: 988498-10-1)	(4,000)	83.448	333.79	(133.88)	199.91 L
8/14	High Cost							
8/11	Sale	High Cost	YUM BRANDS INC @ 83.46 83.46 BROKERAGE 0.01 DREXEL HAMILTON LLC (ID: 988498-10-1)	(1,000)	83.45	83.45	(33.47)	49.98 L
8/14	High Cost							
8/11	Sale	High Cost	PERRIGO CO LTD @ 190.615 190.61 BROKERAGE 0.01 LOOP CAPITAL MARKETS LLC (ID: G97822-10-3)	(1,000)	190.60	190.60	(155.34)	35.26 L
8/14	High Cost							
8/14	Sale	High Cost	CAPITAL ONE FINANCIAL CORP @ 81.2281 2,924.21 BROKERAGE 0.54 TAX &/OR SEC .05 RBC CAPITAL MARKETS CORPORATION (ID: 14040H-10-5)	(36,000)	81.212	2,923.62	(1,953.12)	970.50 L
8/19	High Cost							
8/14	Sale	High Cost	TIFFANY & CO @ 90.286 2,257.15 BROKERAGE 0.37 TAX &/OR SEC .04 KNIGHT EQUITY MARKETS L P (ID: 886547-10-8)	(25,000)	90.27	2,256.74	(2,208.91)	47.83 S
8/19	High Cost							
8/14	Sale	High Cost	L-3 COMMUNICATIONS HOLDINGS INC @ 115.2928 1,498.80 BROKERAGE 0.19 TAX &/OR SEC .02 S G COWEN & CO (ID: 502424-10-4)	(13,000)	115.276	1,498.59	(1,669.70)	(171.11) S
8/19	High Cost							
8/17	Sale	High Cost	TIFFANY & CO @ 89.9794 359.91 BROKERAGE 0.06 CITIGROUP GLOBAL MKTS INC (ID: 886547-10-8)	(4,000)	89.963	359.85	(351.65)	8.20 S
8/20	High Cost							
8/17	Sale	High Cost	CAPITAL ONE FINANCIAL CORP @ 81.1467 1,054.90 BROKERAGE 0.19 TAX &/OR SEC 01 CITIGROUP GLOBAL MKTS INC (ID: 14040H-10-5)	(13,000)	81.131	1,054.70	(682.30)	372.40 L
8/20	High Cost							



NELSON B DELAVAN FOUND. PART A ACCT. R53329000  
For the Period 1/1/15 to 12/31/15

Trade Date	Type	Selection Method	Description	Quantity	Per Unit Amount	Proceeds	Tax Cost	Realized Gain/Loss
<b>Settled Sales/Maturities/Redemptions</b>								
8/25	Sale	High Cost	T ROWE PRICE NEW ASIA (ID: 77956H-50-0)	(8,519.554)	14.14	120,466.49	(115,617.49)	10,319.13 L (5,470.13) S
8/26	High Cost							
9/3	Cash In Lieu		CHEMOURS COMPANY CASH IN LIEU OF FRACTIONAL SHARES (ID: 163851-10-8)	0.200	9.40	1.88		1.88 L
9/3	Cash In Lieu		TOPBUILD CORP-W/I CASH IN LIEU OF FRACTIONAL SHARES (ID: 89055F-10-3)	0.111	30.631	3.40		3.40 L
9/3	Sale	High Cost	E I DU PONT DE NEMOURS & CO @ 50.7344 202.93 BROKERAGE 0.09 DEUTSCHE BANC ALEX BROWN INC (ID: 263534-10-9)	(4.000)	50.71	202.84	(262.04)	(59.20) S
9/3	High Cost							
9/4	Sale	High Cost	E I DU PONT DE NEMOURS & CO @ 49.0388 49.03 BROKERAGE 0.01 GOLDMAN SACHS & CO. (ID: 263534-10-9)	(1.000)	49.02	49.02	(65.44)	(16.42) S
9/4	High Cost							
9/4	Sale	High Cost	E I DU PONT DE NEMOURS & CO @ 49.0445 98.08 BROKERAGE 0.03 MORGAN STANLEY & CO. LLC (ID: 263534-10-9)	(2.000)	49.025	98.05	(130.81)	(32.76) S
9/4	High Cost							
9/8	Sale	High Cost	E I DU PONT DE NEMOURS & CO @ 49.4418 49.44 BROKERAGE 0.01 MERRILL LYNCH PIERCE FENNER & SMIT (ID: 263534-10-9)	(1.000)	49.43	49.43	(65.38)	(15.95) S
9/8	High Cost							
9/8	Sale	High Cost	E I DU PONT DE NEMOURS & CO @ 49.4305 49.43 BROKERAGE 0.01 KNIGHT EQUITY MARKETS L.P. (ID: 263534-10-9)	(1.000)	49.42	49.42	(65.38)	(15.96) S
9/8	High Cost							
9/8	Sale	High Cost	E I DU PONT DE NEMOURS & CO @ 49.519 49.51 BROKERAGE 0.01 MERRILL LYNCH PIERCE FENNER & SMIT (ID: 263534-10-9)	(1.000)	49.50	49.50	(65.22)	(15.72) S
9/8	High Cost							
9/8	Sale	High Cost	E I DU PONT DE NEMOURS & CO @ 49.6303 49.63 BROKERAGE 0.01 CREDIT SUISSE FIRST BOSTON LLC (ID: 263534-10-9)	(1.000)	49.62	49.62	(65.22)	(15.60) S
9/8	High Cost							



NELSON B DELAVAN FOUND. PART A ACCT. R53329000  
For the Period 1/1/15 to 12/31/15

Trade Date	Type	Description	Quantity	Per Unit Amount	Proceeds	Tax Cost	Realized Gain/Loss
Settle Date	Selection Method						
<b>Settled Sales/Maturities/Redemptions</b>							
9/8	Sale	E I DU PONT DE NEMOURS & CO @ 49.4521 49.45	(1,000)	49.44	49.44	(65.22)	(15.78) S
9/11	High Cost	BROKERAGE 0.01 KNIGHT EQUITY MARKETS L.P. (ID: 263534-10-9)					
9/9	Sale	E I DU PONT DE NEMOURS & CO @ 49.7386 49.73	(1,000)	49.72	49.72	(65.22)	(15.50) S
9/14	High Cost	BROKERAGE 0.01 CITIGROUP GLOBAL MKTS INC (ID: 263534-10-9)					
9/9	Sale	E I DU PONT DE NEMOURS & CO @ 49.4981 98.99	(2,000)	49.48	98.96	(130.43)	(31.47) S
9/14	High Cost	BROKERAGE 0.03 SJ LEVINSON & SONS LLC (ID: 263534-10-9)					
9/9	Sale	E I DU PONT DE NEMOURS & CO @ 48.8837 48.88	(1,000)	48.87	48.87	(65.22)	(16.35) S
9/14	High Cost	BROKERAGE 0.01 SANFORD C. BERNSTEIN & CO INC.(SCB (ID: 263534-10-9)					
9/10	Sale	E I DU PONT DE NEMOURS & CO @ 48.4944 48.49	(1,000)	48.48	48.48	(65.22)	(16.74) S
9/15	High Cost	BROKERAGE 0.01 CITIGROUP GLOBAL MKTS INC (ID: 263534-10-9)					
9/10	Sale	E I DU PONT DE NEMOURS & CO @ 48.5147 48.51	(1,000)	48.49	48.49	(65.21)	(16.72) S
9/15	High Cost	BROKERAGE 0.02 BARCLAYS CAPITAL LE (ID: 263534-10-9)					
9/10	Sale	E I DU PONT DE NEMOURS & CO @ 48.6161 48.61	(1,000)	48.59	48.59	(65.22)	(16.63) S
9/15	High Cost	BROKERAGE 0.02 UBS SECURITIES LLC (ID: 263534-10-9)					
9/11	Sale	E I DU PONT DE NEMOURS & CO @ 48.3163 144.94	(3,000)	48.293	144.88	(195.65)	(50.77) S
9/16	High Cost	BROKERAGE 0.06 UBS SECURITIES LLC (ID: 263534-10-9)					
9/11	Sale	JOHNSON & JOHNSON @ 92.2699 2,399.01 BROKERAGE	(26,000)	92.253	2,398.58	(1,873.84)	524.74 L
9/16	High Cost	0.39 TAX &/OR SEC .04 JEFFERIES & COMPANY (ID: 478160-10-4)					



NELSON B DELAVAN FOUND. PART A ACCT. R53329000  
For the Period 1/1/15 to 12/31/15

Trade Date	Type	Selection Method	Description	Quantity	Per Unit Amount	Proceeds	Tax Cost	Realized Gain/Loss
<b>Settled Sales/Maturities/Redemptions</b>								
9/14 9/17	Sale High Cost		SCHWAB CHARLES CORP @ 30.0314 300.31 BROKERAGE 0.15 KNIGHT EQUITY MARKETS L P (ID: 808513-10-5)	(10,000)	30.016	300.16	(330.17)	(30.01) S
9/14 9/17	Sale High Cost		SCHWAB CHARLES CORP @ 30.157 1,688.79 BROKERAGE 0.84 TAX &/OR SEC .03 CITIGROUP GLOBAL MKTS INC (ID: 808513-10-5)	(56,000)	30.141	1,687.92	(1,760.61)	(72.69) S
9/14 9/17	Sale High Cost		SCHWAB CHARLES CORP @ 30.025 300.25 BROKERAGE 0.15 LIQUIDNET INC (ID: 808513-10-5)	(10,000)	30.01	300.10	(301.02)	(0.92) S
9/15 9/18	Sale High Cost		UNITED TECHNOLOGIES CORP @ 92.6813 1,668.26 BROKERAGE 0.27 TAX &/OR SEC .03 UBS SECURITIES LLC (ID: 913017-10-9)	(18,000)	92.664	1,667.96	(1,050.84)	617.12 L
9/15 9/18	Sale High Cost		EXXON MOBIL CORP @ 72.9966 2,773.87 BROKERAGE 0.57 TAX &/OR SEC 05 UBS SECURITIES LLC (ID: 30231G-10-2)	(38,000)	72.98	2,773.25	(3,155.99)	(382.74) S
9/28 10/1	Sale High Cost		VALEANT PHARMACEUTICALS INTE @ 195.8015 1,958.01 BROKERAGE 0.15 TAX &/OR SEC 03 S G COWEN & CO (ID: 91911K-10-2)	(10,000)	195.783	1,957.83	(2,565.41)	(607.58) S
9/29 10/2	Sale High Cost		BIOMARIN PHARMACEUTICAL INC @ 96.824 968.24 BROKERAGE 0.15 TAX &/OR SEC .01 CITIGROUP GLOBAL MKTS INC (ID: 09061G-10-1)	(10,000)	96.808	968.08	(1,356.08)	(388.00) S
9/29 10/2	Sale High Cost		CHARTER COMMUNICATIONS INC @ 167.9508 2,351.31 BROKERAGE 0.21 TAX &/OR SEC .04 UBS SECURITIES LLC (ID: 16117M-30-5)	(14,000)	167.933	2,351.06	(2,235.51)	115.55 L
10/2 10/7	Sale High Cost		ORACLE CORP @ 36.7602 1,360.12 BROKERAGE 0.55 TAX &/OR SEC .02 MERRILL LYNCH PIERCE FENNER & SMIT (ID: 68389X-10-5)	(37,000)	36.745	1,359.55	(774.09)	585.46 L
10/6 10/9	Sale High Cost		MCKESSON CORP @ 185.7892 185.78 BROKERAGE 0.02 MERRILL LYNCH PIERCE FENNER & SMIT (ID: 58155Q-10-3)	(1,000)	185.76	185.76	(234.99)	(49.17) S

J.P. Morgan



NELSON B DELAVAN FOUND. PART A ACCT. R53329000  
For the Period 1/1/15 to 12/31/15

Trade Date	Type	Description	Quantity	Per Unit Amount	Proceeds	Tax Cost	Realized Gain/Loss
Settle Date	Selection Method						
<b>Settled Sales/Maturities/Redemptions</b>							
10/6	Sale	MCKESSON CORP @ 183.4551 183.45 BROKERAGE 0.01	(1.000)	183.44	183.44	(234.93)	(51.49) S
10/9	High Cost	KNIGHT EQUITY MARKETS L P (ID: 58155Q-10-3)					
10/6	Sale	MCKESSON CORP @ 184.4431 368.88 BROKERAGE 0.04	(2.000)	184.42	368.84	(469.86)	(101.02) S
10/9	High Cost	CREDIT SUISSE FIRST BOSTON LLC (ID: 58155Q-10-3)					
10/7	Sale	MCKESSON CORP @ 184.2764 184.27 BROKERAGE 0.02	(1.000)	184.25	184.25	(234.93)	(50.68) S
10/13	High Cost	CREDIT SUISSE FIRST BOSTON LLC (ID: 58155Q-10-3)					
10/8	Sale	MCKESSON CORP @ 185.245 185.24 BROKERAGE 0.01	(1.000)	185.23	185.23	(234.93)	(49.70) S
10/14	High Cost	LIQUIDNET INC (ID: 58155Q-10-3)					
10/8	Sale	MCKESSON CORP @ 185.2888 185.28 BROKERAGE 0.02	(1.000)	185.26	185.26	(234.79)	(49.53) S
10/14	High Cost	CREDIT SUISSE FIRST BOSTON LLC (ID: 58155Q-10-3)					
10/8	Sale	MCKESSON CORP @ 184.6603 184.66 BROKERAGE 0.02	(1.000)	184.64	184.64	(234.79)	(50.15) S
10/14	High Cost	CREDIT SUISSE FIRST BOSTON LLC (ID: 58155Q-10-3)					
10/8	Sale	MCKESSON CORP @ 186.3401 186.34 BROKERAGE 0.02	(1.000)	186.32	186.32	(234.79)	(48.47) S
10/14	High Cost	CREDIT SUISSE FIRST BOSTON LLC (ID: 58155Q-10-3)					
10/9	Sale	MCKESSON CORP @ 187.2663 187.26 BROKERAGE 0.02	(1.000)	187.24	187.24	(234.79)	(47.55) S
10/15	High Cost	CREDIT SUISSE FIRST BOSTON LLC (ID: 58155Q-10-3)					
10/9	Sale	MCKESSON CORP @ 187.2663 187.26 BROKERAGE 0.02	(1.000)	187.24	187.24	(233.95)	(46.71) S
10/15	High Cost	CREDIT SUISSE FIRST BOSTON LLC (ID: 58155Q-10-3)					
10/9	Sale	MCKESSON CORP @ 189.2577 946.28 BROKERAGE 0.11	(5.000)	189.232	946.16	(1,168.27)	(222.11) S
10/15	High Cost	TAX &/OR SEC.01 CREDIT SUISSE FIRST BOSTON LLC (ID: 58155Q-10-3)					
10/12	Sale	MCKESSON CORP @ 190.2125 190.21 BROKERAGE 0.02	(1.000)	190.19	190.19	(233.66)	(43.47) S
10/15	High Cost	CREDIT SUISSE FIRST BOSTON LLC (ID: 58155Q-10-3)					
10/13	Sale	MCKESSON CORP @ 192.5946 192.59 BROKERAGE 0.02	(1.000)	192.57	192.57	(233.65)	(41.08) S
10/16	High Cost	CREDIT SUISSE FIRST BOSTON LLC (ID: 58155Q-10-3)					



NELSON B DELAVAN FOUND. PART A ACCT. F53329000  
For the Period 1/1/15 to 12/31/15

Trade Date	Type	Selection Method	Description	Quantity	Per Unit Amount	Proceeds	Tax Cost	Realized Gain/Loss
<b>Settled Sales/Maturities/Redemptions</b>								
10/16	Sale		DEUTSCHE XTRAC MSCI EAFE HEDGE FD @ 27.3833	(2,431,000)	27.368	66,531.12	(70,305.98)	(3,774.86) S
10/21	High Cost		66.568 80 BROKERAGE 36.46 TAX &/OR SEC 1.22 CITIGROUP GLOBAL MKTS INC (ID: 233051-20-0)					
10/19	Sale		STATE STREET CORP @ 68.43 205 29 BROKERAGE 0.04	(3,000)	68.417	205.25	(180.67)	24.58 L
10/22	High Cost		STATE STREET GLOBAL MARKETS, LLC. (ID: 857477-10-3)					
10/19	Sale		STATE STREET CORP @ 68.3169 1,161.38 BROKERAGE 0.25 TAX &/OR SEC .02 LOOP CAPITAL MARKETS LLC	(17,000)	68.301	1,161.11	(1,018.99)	142.12 L
10/22	High Cost		(ID: 857477-10-3)					
10/19	Sale		STATE STREET CORP @ 67.8597 814.31 BROKERAGE 0.18 TAX &/OR SEC .01 UBS SECURITIES LLC	(12,000)	67.843	814.12	(712.61)	101.51 L
10/22	High Cost		(ID: 857477-10-3)					
10/20	Sale		STATE STREET CORP @ 68.2419 1,091.87 BROKERAGE 0.24 TAX &/OR SEC 02 GOLDMAN SACHS & CO.	(16,000)	68.226	1,091.61	(919.63)	171.98 L
10/23	High Cost		(ID: 857477-10-3)					
10/22	Sale		HUMANA INC @ 165.1579 330.31 BROKERAGE 0.03 GOLDMAN SACHS & CO. (ID: 444859-10-2)	(2,000)	165.14	330.28	(239.04)	91.24 L
10/27	High Cost							
10/22	Sale		HUMANA INC @ 164.6569 164.65 BROKERAGE 0.01 INSTINET (ID: 444859-10-2)	(1,000)	164.64	164.64	(119.29)	45.35 L
10/27	High Cost							
10/22	Sale		ELI LILLY & CO @ 76.9012 1,153.51 BROKERAGE 0.22 TAX &/OR SEC 02 RBC CAPITAL MARKETS CORPORATION (ID 532457-10-8)	(15,000)	76.885	1,153.27	(1,332.15)	(178.88) S
10/27	High Cost							
10/23	Sale		HUMANA INC @ 168.1715 1,177.20 BROKERAGE 0.10 TAX &/OR SEC 02 MERRILL LYNCH PIERCE FENNER & SMIT (ID: 444859-10-2)	(7,000)	168.154	1,177.08	(593.30)	593.78 L
10/28	High Cost							
10/23	Sale		HUMANA INC @ 168.3986 336.79 BROKERAGE 0.03 CITIGROUP GLOBAL MKTS INC (ID: 444859-10-2)	(2,000)	168.38	336.76	(159.81)	176.95 L
10/28	High Cost							



NELSON B DELAVAN FOUND, PART A ACCT. R53329000  
For the Period 1/1/15 to 12/31/15

Trade Date	Type	Description	Quantity	Per Unit Amount	Proceeds	Tax Cost	Realized Gain/Loss
Settle Date	Selection Method						
<b>Settled Sales/Maturities/Redemptions</b>							
10/27	Sale	TIME WARNER INC @ 72.9181 1,166.68 BROKERAGE	(16,000)	72.901	1,166.42	(984.97)	781.45 L
10/30	High Cost	0.24 TAX &/OR SEC 02 CITIGROUP GLOBAL MKTS INC (ID: 887317-30-3)					
10/27	Sale	TIME WARNER INC @ 72.90 218.70 BROKERAGE 0.04	(3,000)	72.887	218.66	(72.18)	146.48 L
10/30	High Cost	GOLDMAN SACHS & CO. (ID: 887317-30-3)					
10/28	Sale	HERSHEY CO/THE @ 88.2687 88.26 BROKERAGE 0.02	(1,000)	88.24	88.24	(105.95)	(17.71) S
11/2	High Cost	JEFFERIES & COMPANY (ID: 427866-10-8)					
10/28	Sale	HERSHEY CO/THE @ 88.4159 88.41 BROKERAGE 0.01	(1,000)	88.40	88.40	(105.93)	(17.53) S
11/2	High Cost	MORGAN STANLEY & CO. LLC (ID: 427866-10-8)					
10/28	Sale	HERSHEY CO/THE @ 88.324 176.64 BROKERAGE 0.03	(2,000)	88.305	176.61	(211.54)	(34.93) S
11/2	High Cost	LIQJIDNET INC (ID: 427866-10-8)					
10/29	Sale	HERSHEY CO/THE @ 88.6976 709.59 BROKERAGE 0.18	(8,000)	88.674	709.39	(833.42)	(124.03) S
11/3	High Cost	TAX &/OR SEC 01 JEFFERIES & COMPANY (ID: 427866-10-8)					
10/30	Sale	HERSHEY CO/THE @ 89.2522 89.25 BROKERAGE 0.02	(1,000)	89.23	89.23	(102.62)	(13.39) S
11/4	High Cost	JEFFERIES & COMPANY (ID: 427866-10-8)					
10/30	Sale	FACEBOOK INC-A @ 103.8477 1,350.02 BROKERAGE	(13,000)	103.832	1,349.81	(1,007.51)	342.30 L
11/4	High Cost	0.19 TAX &/OR SEC .02 SJ LEVINSON & SONS LLC (ID: 30303M-10-2)					
10/30	Sale	FACEBOOK INC-A @ 102.7153 308.14 BROKERAGE 0.04	(3,000)	102.70	308.10	(227.75)	80.35 L
11/4	High Cost	JEFFERIES & COMPANY (ID: 30303M-10-2)					
10/30	Sale	HERSHEY CO/THE @ 88.995 88.99 BROKERAGE 0.02	(1,000)	88.97	88.97	(102.55)	(13.58) S
11/4	High Cost	JEFFERIES & COMPANY (ID: 427866-10-8)					
11/2	Sale	HERSHEY CO/THE @ 87.8665 175.73 BROKERAGE 0.04	(2,000)	87.845	175.69	(205.07)	(29.38) S
11/5	High Cost	JEFFERIES & COMPANY (ID: 427866-10-8)					
11/3	Sale	HERSHEY CO/THE @ 88.0247 88.02 BROKERAGE 0.02	(1,000)	88.00	88.00	(102.54)	(14.54) S
11/6	High Cost	JEFFERIES & COMPANY (ID: 427866-10-8)					



NELSON B DELAVAN FOUND. PART A ACCT. R53329000  
For the Period 1/1/15 to 12/31/15

Trade Date	Type	Selection Method	Description	Quantity	Per Unit Amount	Proceeds	Tax Cost	Realized Gain/Loss
Settle Date								
<b>Settled Sales/Maturities/Redemptions</b>								
11/4	Sale	High Cost	HERSHEY CO/THE @ 87.6561 87.65 BROKERAGE 0.02	(1,000)	87.63	87.63	(102.53)	(14.90) S
11/9	High Cost		JEFFERIES & COMPANY (ID: 427866-10-8)					
11/5	Sale	High Cost	HERSHEY CO/THE @ 87.9146 87.91 BROKERAGE 0.01	(1,000)	87.90	87.90	(102.14)	(14.24) S
11/10	High Cost		UBS SECURITIES LLC (ID: 427866-10-8)					
11/9	Sale	High Cost	MOSAIC CO/THE @ 32.085 160.42 BROKERAGE 0.07	(5,000)	32.07	160.35	(244.84)	(84.49) L
11/13	High Cost		STIFEL NICOLAUS & CO INC (ID: 61945C-10-3)					
11/9	Sale	High Cost	MOSAIC CO/THE @ 31.875 223.12 BROKERAGE 0.10	(7,000)	31.86	223.02	(341.96)	(118.94) L
11/13	High Cost		STATE STREET GLOBAL MARKETS, LLC. (ID: 61945C-10-3)					
11/9	Sale	High Cost	MOSAIC CO/THE @ 31.7369 476.05 BROKERAGE 0.33	(15,000)	31.715	475.72	(699.17)	(223.45) L
11/13	High Cost		UBS SECURITIES LLC (ID: 61945C-10-3)					
11/9	Sale	High Cost	MOSAIC CO/THE @ 32.433 1,394.61 BROKERAGE 0.64	(43,000)	32.417	1,393.95	(1,957.55)	(95.58) L
11/13	High Cost		TAX &/OR SEC .02 SJ LEVINSON & SONS LLC (ID: 61945C-10-3)					(468.02) S
11/10	Sale	High Cost	INVESCO LTD @ 33.0936 132.37 BROKERAGE 0.06	(4,000)	33.078	132.31	(155.16)	(22.85) S
11/16	High Cost		MERRILL LYNCH PIERCE FENNER & SMIT (ID: G491BT-10-8)					
11/10	Sale	High Cost	INVESCO LTD @ 32.7539 163.76 BROKERAGE 0.11	(5,000)	32.73	163.65	(193.95)	(30.30) S
11/16	High Cost		COLLINS STEWART LLC (ID: G491BT-10-8)					
11/10	Sale	High Cost	ORACLE CORP @ 39.845 119.53 BROKERAGE 0.04	(3,000)	39.83	119.49	(62.76)	56.73 L
11/16	High Cost		KEEFE BRUYETTE & WOODS INC (ID: 68389X-10-5)					
11/10	Sale	High Cost	ORACLE CORP @ 39.9125 1,157.46 BROKERAGE 0.43	(29,000)	39.897	1,157.01	(606.72)	550.29 L
11/16	High Cost		TAX &/OR SEC .02 SJ LEVINSON & SONS LLC (ID: 68389X-10-5)					
11/10	Sale	High Cost	INVESCO LTD @ 32.9851 395.82 BROKERAGE 0.27	(12,000)	32.963	395.55	(465.47)	(69.92) S
11/16	High Cost		COLLINS STEWART LLC (ID: G491BT-10-8)					



NELSON B DELAVAN FOUND. PART A ACCT. R53329000  
For the Period 1/1/15 to 12/31/15

Trade Date	Type	Description	Quantity	Per Unit Amount	Proceeds	Tax Cost	Realized Gain/Loss
Settle Date	Selection Method						
<b>Settled Sales/Maturities/Redemptions</b>							
11/10	Sale	ORACLE CORP @ 39 9357 758 77 BROKERAGE 0 28 TAX	(19.000)	39.92	758.48	(397.51)	360.97 L
11/16	High Cost	&/OR SEC .01 DEUTSCHE BANC ALEX BROWN INC (ID: 68389X-10-5)					
11/10	Sale	ORACLE CORP @ 39 875 39 87 BROKERAGE 0 01 STATE	(1.000)	39.86	39.86	(20.92)	18.94 L
11/16	High Cost	STREET GLOBAL MARKETS, LLC. (ID: 68389X-10-5)					
11/10	Sale	UNION PACIFIC CORP @ 84 8779 84 87 BROKERAGE	(1.000)	84.86	84.86	(107.38)	(22.52) L
11/16	High Cost	0.01 CITIGROUP GLOBAL MKTS INC (ID: 907818-10-8)					
11/10	Sale	UNION PACIFIC CORP @ 84 8743 1,103.36 BROKERAGE	(13.000)	84.85	1,103.05	(1,354.13)	(251.08) L
11/16	High Cost	0.29 TAX &/OR SEC .02 CITIGROUP GLOBAL MKTS INC (ID: 907818-10-8)					
11/10	Sale	UNION PACIFIC CORP @ 86 0708 172.14 BROKERAGE	(2.000)	86.055	172.11	(204.31)	(32.20) L
11/16	High Cost	0.03 KNIGHT EQUITY MARKETS L.P (ID: 907818-10-8)					
11/10	Sale	UNION PACIFIC CORP @ 84,795 84 79 BROKERAGE	(1.000)	84.78	84.78	(102.15)	(17.37) L
11/16	High Cost	0.01 LUMINEX TRADING AND ANALYTICS LLC (ID: 907818-10-8)					
11/11	Sale	CVS HEALTH CORP @ 96.0264 960.26 BROKERAGE 0.15	(10.000)	96.01	960.10	(569.57)	390.53 L
11/16	High Cost	TAX &/OR SEC .01 UBS SECURITIES LLC (ID: 126650-10-0)					
11/11	Sale	UNION PACIFIC CORP @ 84 4824 422.41 BROKERAGE	(5.000)	84.46	422.30	(510.76)	(88.46) L
11/16	High Cost	0.11 BARCLAYS CAPITAL LE (ID: 907818-10-8)					
11/11	Sale	INVESCO LTD @ 33 4615 133.84 BROKERAGE 0.09	(4.000)	33.438	133.75	(155.16)	(21.41) S
11/16	High Cost	COLLINS STEWART LLC (ID: G491BT-10-8)					
11/11	Sale	INVESCO LTD @ 33.4125 300.71 BROKERAGE 0.20	(9.000)	33.39	300.51	(251.78)	70.32 L
11/16	High Cost	WILLIAM BLAIR & COMPANY LLC (ID: G491BT-10-8)					(21.59) S
11/11	Sale	INVESCO LTD @ 33.38 133.52 BROKERAGE 0.06	(4.000)	33.365	133.46	(75.83)	57.63 L
11/16	High Cost	ROSENBLATT SECURITIES LLC (ID G491BT-10-8)					



NELSON B DELAVAN FOUND. PART A ACCT. R53329000  
For the Period 1/1/15 to 12/31/15

Trade Date	Type	Selection Method	Description	Quantity	Per Unit Amount	Proceeds	Tax Cost	Realized Gain/Loss
<b>Settled Sales/Maturities/Redemptions</b>								
11/11	Sale	High Cost	INVESCO LTD @ 33.5199 67.03 BROKERAGE 0.03	(2,000)	33.50	67.00	(35.71)	31.29 L
11/16	High Cost		DEUTSCHE BANC ALEX BROWN INC (ID: G491BT-10-8)					
11/10	Sale	High Cost	INVESCO LTD @ 32.7651 262.12 BROKERAGE 0.12	(8,000)	32.75	262.00	(142.84)	119.16 L
11/17	High Cost		LIQUIDNET INC (ID: G491BT-10-8)					
11/10	Sale	High Cost	INVESCO LTD @ 33.0071 33.00 BROKERAGE 0.01	(1,000)	32.99	32.99	(17.86)	15.13 L
11/17	High Cost		LIQUIDNET INC (ID: G491BT-10-8)					
11/11	Sale	High Cost	INVESCO LTD @ 33.4549 66.90 BROKERAGE 0.03	(2,000)	33.435	66.87	(35.71)	31.16 L
11/17	High Cost		LIQUIDNET INC (ID: G491BT-10-8)					
11/12	Sale	High Cost	UNION PACIFIC CORP @ 84.0527 84.05 BROKERAGE 0.01	(1,000)	84.04	84.04	(101.65)	(17.61) L
11/17	High Cost		0.01 CITIGROUP GLOBAL MKTS INC (ID: 907818-10-8)					
11/12	Sale	High Cost	INVESCO LTD @ 32.9708 263.76 BROKERAGE 0.18	(8,000)	32.948	263.58	(142.84)	120.74 L
11/17	High Cost		MERRILL LYNCH PIERCE FENNER & SMIT (ID: G491BT-10-8)					
11/12	Sale	High Cost	INVESCO LTD @ 32.9485 296.53 BROKERAGE 0.20	(9,000)	32.926	296.33	(160.70)	135.63 L
11/17	High Cost		WILLIAM BLAIR & COMPANY LLC (ID: G491BT-10-8)					
11/11	Sale	High Cost	INVESCO LTD @ 33.39 133.56 BROKERAGE 0.06	(4,000)	33.375	133.50	(71.42)	62.08 L
11/17	High Cost		LIQUIDNET INC (ID: G491BT-10-8)					
11/12	Sale	High Cost	UNION PACIFIC CORP @ 84.0743 168.14 BROKERAGE 0.04	(2,000)	84.05	168.10	(203.31)	(35.21) L
11/17	High Cost		0.04 CITIGROUP GLOBAL MKTS INC (ID: 907818-10-8)					
11/12	Sale	High Cost	UNION PACIFIC CORP @ 83.6701 83.67 BROKERAGE 0.01	(1,000)	83.66	83.66	(101.66)	(18.00) L
11/17	High Cost		0.01 UBS SECURITIES LLC (ID: 907818-10-8)					
11/13	Sale	High Cost	UNION PACIFIC CORP @ 84.0525 84.05 BROKERAGE 0.02	(1,000)	84.03	84.03	(101.65)	(17.62) L
11/18	High Cost		SANFORD C. BERNSTEIN & CO. INC. (SCB (ID: 907818-10-8))					
11/13	Sale	High Cost	UNION PACIFIC CORP @ 84.1855 84.18 BROKERAGE 0.02	(1,000)	84.16	84.16	(101.17)	(17.01) L
11/18	High Cost		SANFORD C. BERNSTEIN & CO. INC. (SCB (ID: 907818-10-8))					

J.P. Morgan



NELSON B DELAVAN FUND, PART A ACCT. R53329000  
For the Period 1/1/15 to 12/31/15

Trade Date	Type	Description	Quantity	Per Unit Amount	Proceeds	Tax Cost	Realized Gain/Loss
Settle Date	Selection Method						
<b>Settled Sales/Maturities/Redemptions</b>							
11/13	Sale	UNION PACIFIC CORP @ 84.6391 84.63 BROKERAGE	(1,000)	84.62	84.62	(101.17)	(16.55) L
11/18	High Cost	0.01 DEUTSCHE BANC ALEX BROWN INC (ID: 907818-10-8)					
11/18	Sale	CVS HEALTH CORP @ 95.2478 761.98 BROKERAGE 0.12	(8,000)	95.231	761.85	(453.20)	308.65 L
11/23	High Cost	TAX &/OR SEC .01 RBC CAPITAL MARKETS CORPORATION (ID: 126650-10-0)					
11/23	Sale	PIMCO COMMODITY PL STRAT-P (ID: 72201P-16-7)	(5,159,105)	5.80	29,922.81	(55,213.16)	(25,290.35) L
11/24	High Cost						
11/19	Sale	CVS HEALTH CORP @ 93.7828 1,688.09 BROKERAGE	(18,000)	93.766	1,687.79	(1,009.39)	678.40 L
11/24	High Cost	0.27 TAX &/OR SEC .03 SJ LEVINSON & SONS LLC (ID: 126650-10-0)					
11/23	Sale	PFIZER INC @ 31.2889 1,752.17 BROKERAGE 0.84	(56,000)	31.273	1,751.30	(1,973.83)	(222.53) S
11/27	High Cost	TAX &/OR SEC .03 KNIGHT EQUITY MARKETS L.P. (ID: 717081-10-3)					
11/23	Sale	PFIZER INC @ 31.2414 687.31 BROKERAGE 0.33 TAX	(22,000)	31.226	686.97	(764.13)	(77.16) S
11/27	High Cost	&/OR SEC .01 ROSENBLATT SECURITIES LLC (ID: 717081-10-3)					
12/2	Sale	NEXTERA ENERGY INC @ 98.1365 2,845.95 BROKERAGE	(29,000)	98.112	2,845.25	(2,344.71)	517.34 L
12/7	High Cost	0.65 TAX &/OR SEC .05 UBS SECURITIES LLC (ID: 65339F-10-1)					(16.80) S
12/2	Sale	MCKESSON CORP @ 190.0719 950.35 BROKERAGE 0.07	(5,000)	190.054	950.27	(1,151.81)	(201.54) S
12/7	High Cost	TAX &/OR SEC .01 SJ LEVINSON & SONS LLC (ID: 58155Q-10-3)					
12/2	Sale	HEWLETT PACKARD ENTERPRISE CO @ 14.9485	(75,000)	14.933	1,119.99	(1,030.06)	89.93 S
12/7	High Cost	1.121.13 BROKERAGE 1.12 TAX &/OR SEC 02 DEUTSCHE BANC ALEX BROWN INC (ID: 42824C-10-9)					
12/3	Sale	NEXTERA ENERGY INC @ 96.8831 387.53 BROKERAGE	(4,000)	96.868	387.47	(308.40)	79.07 L
12/8	High Cost	0.06 CITIGROUP GLOBAL MKTS INC (ID: 65339F-10-1)					



NELSON B DELAVAN FOUND. PART A ACCT. R53329000  
For the Period 1/1/15 to 12/31/15

Trade Date	Type	Selection Method	Description	Quantity	Per Unit Amount	Proceeds	Tax Cost	Realized Gain/Loss
<b>Settled Sales/Maturities/Redemptions</b>								
12/3 12/8	Sale High Cost		NEXTERA ENERGY INC @ 96.4723 1,061.19 BROKERAGE 0.24 TAX &/OR SEC.01 UBS SECURITIES LLC (ID: 65339F-10-1)	(11,000)	96.449	1,060.94	(839.02)	221.92 L
12/3 12/8	Sale High Cost		WALT DISNEY CO/THE @ 113.2458 1,019.21 BROKERAGE 0.13 TAX &/OR SEC.01 INSTINET (ID: 254687-10-6)	(9,000)	113.23	1,019.07	(598.96)	420.11 L
12/7 12/10	Sale High Cost		ANADARKO PETROLEUM CORP @ 53.496 106.99 BROKERAGE 0.03 MORGAN STANLEY & CO LLC (ID: 032511-10-7)	(2,000)	53.48	106.96	(161.47)	(54.51) L
12/7 12/10	Sale High Cost		ANADARKO PETROLEUM CORP @ 53.115 53.11 BROKERAGE 0.01 INVESTMENT TECHNOLOGY GROUP (ITG) (ID: 032511-10-7)	(1,000)	53.10	53.10	(80.73)	(27.63) L
12/7 12/10	Sale High Cost		CHEVRON CORP @ 87.3467 1,048.16 BROKERAGE 0.18 TAX &/OR SEC.01 KNIGHT EQUITY MARKETS L.P. (ID: 166764-10-0)	(12,000)	87.331	1,047.97	(1,127.53)	(79.56) S
12/7 12/10	Sale High Cost		ANADARKO PETROLEUM CORP @ 53.449 106.89 BROKERAGE 0.04 CREDIT SUISSE FIRST BOSTON LLC (ID: 032511-10-7)	(2,000)	53.425	106.85	(161.47)	(54.62) L
12/8 12/11	Sale High Cost		ANADARKO PETROLEUM CORP @ 51.8652 207.46 BROKERAGE 0.06 CITIGROUP GLOBAL MKTS INC (ID: 032511-10-7)	(4,000)	51.85	207.40	(322.94)	(115.54) L
12/8 12/11	Sale High Cost		ANADARKO PETROLEUM CORP @ 52.50 157.50 BROKERAGE 0.06 UBS SECURITIES LLC (ID: 032511-10-7)	(3,000)	52.48	157.44	(242.21)	(84.77) L
12/14 12/14	LT Capital Gain Distribution		JPM SHORT DURATION BD FD - SEL FUND 3133 LONG TERM CAPITAL GAINS @ 0.00846 (ID: 4812C1-33-0)	9,931.336	0.008	84.02		
12/9 12/14	Sale High Cost		ANADARKO PETROLEUM CORP @ 52.6145 52.61 BROKERAGE 0.01 CITIGROUP GLOBAL MKTS INC (ID: 032511-10-7)	(1,000)	52.60	52.60	(80.73)	(28.13) L

J.P.Morgan

Page 125 of 190



NELSON B DELAVAN FOUND. PART A ACCT. R53329000  
For the Period 1/1/15 to 12/31/15

Trade Date	Type	Selection Method	Description	Quantity	Per Unit Amount	Proceeds	Tax Cost	Realized Gain/Loss
<b>Settled Sales/Maturities/Redemptions</b>								
12/9 12/14	Sale High Cost		ANADARKO PETROLEUM CORP @ 50.5968 101.19 BROKERAGE 0 04 UBS SECURITIES LLC (ID: 032511-10-7)	(2,000)	50.575	101.15	(157.15)	(56.00) S
12/9 12/14	Sale High Cost		ANADARKO PETROLEUM CORP @ 51.517 51.51 BROKERAGE 0.01 STATE STREET GLOBAL MARKETS, LLC. (ID: 032511-10-7)	(1,000)	51.50	51.50	(78.58)	(27.08) S
12/9 12/14	Sale High Cost		ANADARKO PETROLEUM CORP @ 50.8617 50.86 BROKERAGE 0.01 STATE STREET GLOBAL MARKETS, LLC. (ID: 032511-10-7)	(1,000)	50.85	50.85	(78.57)	(27.72) S
12/10 12/15	Sale High Cost		ANADARKO PETROLEUM CORP @ 51.9353 155.80 BROKERAGE 0.06 GOLDMAN SACHS & CO. (ID: 032511-10-7)	(3,000)	51.913	155.74	(235.73)	(79.99) S
12/10 12/15	Sale High Cost		ANADARKO PETROLEUM CORP @ 50.9538 101.90 BROKERAGE 0 03 CITIGROUP GLOBAL MKTS INC (ID: 032511-10-7)	(2,000)	50.935	101.87	(157.15)	(55.28) S
12/10 12/15	Sale High Cost		ANADARKO PETROLEUM CORP @ 51.2667 153.80 BROKERAGE 0.04 STATE STREET GLOBAL MARKETS, LLC (ID: 032511-10-7)	(3,000)	51.253	153.76	(235.74)	(81.97) S
12/10 12/15	Sale High Cost		ANADARKO PETROLEUM CORP @ 51.20 153.60 BROKERAGE 0.06 FBC CAPITAL MARKETS CORPORATION (ID: 032511-10-7)	(3,000)	51.18	153.54	(235.72)	(82.18) S
12/11 12/16	Sale High Cost		SBA COMMUNICATIONS CORP-CL A @ 101.7874 305.36 BROKERAGE 0.04 JEFFERIES & COMPANY (ID: 78388J-10-6)	(3,000)	101.773	305.32	(360.29)	(54.97) S
12/11 12/16	Sale High Cost		SBA COMMUNICATIONS CORP-CL A @ 101.6079 914.47 BROKERAGE 0 20 TAX &/OR SEC 01 RAYMOND JAMES & ASSOCIATES INC (ID: 78388J-10-6)	(9,000)	101.584	914.26	(1,080.58)	(166.32) S



NELSON B DELAVAN FOUND. PART A ACCT. RS3329000  
For the Period 1/1/15 to 12/31/15



007407302900100002808

Trade Date	Type	Selection Method	Description	Quantity	Per Unit Amount	Proceeds	Tax Cost	Realized Gain/Loss
<b>Settled Sales/Maturities/Redemptions</b>								
12/11	Sale		SBA COMMUNICATIONS CORP-CL A @ 101.379 1,115.16	(11,000)	101.362	1,114.98	(1,320.43)	(205.45) S
12/16	High Cost		BROKERAGE 0 16 TAX &/OR SEC.02 SJ LEVINSON & SONS LLC (ID: 78388J-10-6)					
12/11	Sale		CROWN HOLDINGS INC @ 49.668 49.66 BROKERAGE	(1,000)	49.65	49.65	(52.20)	(2.55) S
12/16	High Cost		0 01 GOLDMAN SACHS & CO. (ID: 228368-10-6)					
12/14	Sale		SBA COMMUNICATIONS CORP-CL A @ 100.9994 201.99	(2,000)	100.98	201.96	(239.94)	(37.98) S
12/17	High Cost		BROKERAGE 0.03 CITIGROUP GLOBAL MKTS INC (ID: 78388J-10-6)					
12/17	LT Capital Gain		BBH CORE SELECT FD-N 12/15/15 LONG TERM CAPITAL	3,408.922	1.557	5,306.67		
12/17	Distribution		GAINS @ 1.557 PER SHARE AS OF 12/15/15 (ID: 05528X-60-4)					
12/17	LT Capital Gain		MFS INTL VALUE-I 12/15/15 LONG TERM CAPITAL	3,778.505	0.314	1,187.66		
12/17	Distribution		GAINS @ 0.314 PER SHARE AS OF 12/15/15 (ID: 55273E-82-2)					
12/15	Sale		CROWN HOLDINGS INC @ 49.4882 49.48 BROKERAGE	(1,000)	49.47	49.47	(52.06)	(2.59) S
12/18	High Cost		0.01 BLOOMBERG TRADEBOOK LLC (ID: 228368-10-6)					
12/15	Sale		MASCO CORP @ 29.0357 319.39 BROKERAGE 0.16	(11,000)	29.021	319.23	(162.79)	156.44 L
12/18	High Cost		CITIGROUP GLOBAL MKTS INC (ID: 574599-10-6)					
12/15	Sale		CROWN HOLDINGS INC @ 49.4479 49.44 BROKERAGE	(1,000)	49.43	49.43	(51.81)	(2.38) S
12/18	High Cost		0.01 BLOOMBERG TRADEBOOK LLC (ID: 228368-10-6)					
12/15	Sale		MASCO CORP @ 28.8661 461.85 BROKERAGE 0 24	(16,000)	28.851	461.61	(233.23)	228.38 L
12/18	High Cost		CITIGROUP GLOBAL MKTS INC (ID: 574599-10-6)					
12/15	Sale		MASCO CORP @ 28.8318 317.14 BROKERAGE 0 16	(11,000)	28.816	316.98	(151.75)	165.23 L
12/18	High Cost		JEFFERIES & COMPANY (ID: 574599-10-6)					
12/15	Sale		PHILLIPS 66 @ 81.8432 1,309.49 BROKERAGE 0 24	(16,000)	81.827	1,309.23	(1,030.16)	245.75 L
12/18	High Cost		TAX &/OR SEC 02 MORGAN STANLEY & CO. LLC (ID: 718546-10-4)					33.32 S



NELSON B DELAVAN FOUND. PART A ACCT. R53329000  
For the Period 1/1/15 to 12/31/15

Trade Date	Type	Description	Quantity	Per Unit Amount	Proceeds	Tax Cost	Realized Gain/Loss
Settle Date	Selection Method						
<b>Settled Sales/Maturities/Redemptions</b>							
12/15	Sale	CROWN HOLDINGS INC @ 49.3435 98.68 BROKERAGE	(2,000)	49.325	98.65	(103.36)	(4.71) S
12/18	High Cost	0 03 GOLDMAN SACHS & CO. (ID: 228368-10-6)					
12/15	Sale	PHILLIPS 66 @ 81.8239 1,472.83 BROKERAGE 0.27	(18,000)	81.808	1,472.54	(834.71)	637.83 L
12/18	High Cost	TAX &/OR SEC.02 MORGAN STANLEY & CO. LLC (ID: 718546-10-4)					
12/15	Sale	PHILLIPS 66 @ 81.8601 573.02 BROKERAGE 0.10 TAX	(7,000)	81.844	572.91	(319.09)	253.82 L
12/18	High Cost	&/OR SEC.01 KEEFE BRUYETTE & WOODS INC (ID: 718546-10-4)					
12/15	Sale	PHILLIPS 66 @ 81.78 163.56 BROKERAGE 0.03 KEEFE	(2,000)	81.765	163.53	(90.92)	72.61 L
12/18	High Cost	BRUYETTE & WOODS INC (ID: 718546-10-4)					
12/15	Sale	MASCO CORP @ 28.7993 431.98 BROKERAGE 0.33 UBS	(15,000)	28.777	431.65	(178.13)	253.52 L
12/18	High Cost	SECURITIES LLC (ID: 574599-10-6)					
12/18	LT Capital Gain	GOTHAM ABSOLUTE RETURN-INS 12/17/15 LONG TERM	4,148.648	0.167	693.33		
12/18	Distribution	CAPITAL GAINS @ 0.167 PER SHARE AS OF 12/17/15 (ID: 360873-13-7)					
12/16	Sale	CROWN HOLDINGS INC @ 49.6824 49.68 BROKERAGE	(1,000)	49.67	49.67	(51.66)	(1.99) S
12/21	High Cost	0.01 GOLDMAN SACHS & CO. (ID: 228368-10-6)					
12/16	Sale	CROWN HOLDINGS INC @ 49.2389 49.23 BROKERAGE	(1,000)	49.22	49.22	(51.66)	(2.44) S
12/21	High Cost	0 01 BLOOMBERG TRADEBOOK LLC (ID: 228368-10-6)					
12/21	LT Capital Gain	NEUBERGER BER MU/C OPP-INS 12/18/15 LONG TERM	4,843.010	0.414	2,004.04		
12/21	Distribution	CAPITAL GAINS @ 0.414 PER SHARE AS OF 12/18/15 (ID: 64122Q-30-9)					
12/23	Cash In Lieu	SYNCHRONY FINANCIAL CASH IN LIEU OF FRACTIONAL	0.192	31.094	5.97		5.97 L
12/23	Shares	SHARES (ID: 87165B-10-3)					
12/18	Sale	CROWN HOLDINGS INC @ 48.5406 194.16 BROKERAGE	(4,000)	48.525	194.10	(206.65)	(12.55) S
12/23	High Cost	0.06 WEEEDEN AND CO (ID: 228368-10-6)					



NELSON B DELAVAN FUND, PART A ACCT. R53329000  
For the Period 1/1/15 to 12/31/15

Trade Date	Type	Selection Method	Description	Quantity	Per Unit Amount	Proceeds	Tax Cost	Realized Gain/Loss
<b>Settled Sales/Maturities/Redemptions</b>								
12/23	LT Capital Gain		BROWN ADV JAPAN ALPHA OPP-IS 12/21/15 LONG TERM	5,593,945	0.02	109.19		
12/23	Distribution		CAPITAL GAINS @ 0.020 PER SHARE AS OF 12/21/15 (ID: 115233-57-9)					(1.88) S
12/21	Sale		CROWN HOLDINGS INC @ 49.1777 49.17 BROKERAGE	(1,000)	49.16	49.16	(51.04)	
12/24	High Cost		0.01 BLOOMBERG TRADEBOOK LLC (ID: 228368-10-6)					
12/28	LT Capital Gain		DEUTSCHE X-TRACKERS MSCI JAP LONG TERM CAPITAL	623,000	0.523	325.53		
12/28	Distribution		GAINS @ 0.52252 (ID: 233051-50-7)					
12/28	LT Capital Gain		DEUTSCHE X-TRACKERS MSCIEUR LONG TERM CAPITAL	1,701,000	0.124	210.12		
12/28	Distribution		GAINS @ 0.12353 (ID: 233051-85-3)					
12/22	Sale		CROWN HOLDINGS INC @ 49.4011 49.40 BROKERAGE	(1,000)	49.39	49.39	(50.83)	(1.44) S
12/28	High Cost		0.01 WEEEDEN AND CO (ID: 228368-10-6)					
12/23	Sale		CROWN HOLDINGS INC @ 50.4927 100.98 BROKERAGE	(2,000)	50.475	100.95	(101.65)	(0.70) S
12/29	High Cost		0.03 SANFORD C. BERNSTEIN & CO. INC. (SCB (ID: 228368-10-6)					
12/23	Sale		CROWN HOLDINGS INC @ 50.4603 50.46 BROKERAGE	(1,000)	50.45	50.45	(50.83)	(0.38) S
12/29	High Cost		0.01 WEEEDEN AND CO (ID: 228368-10-6)					
12/24	Sale		CROWN HOLDINGS INC @ 50.6328 50.63 BROKERAGE	(1,000)	50.62	50.62	(50.83)	(0.21) S
12/30	High Cost		0.01 SANFORD C. BERNSTEIN & CO. INC. (SCB (ID: 228368-10-6)					
12/28	Sale		CROWN HOLDINGS INC @ 51.0164 51.01 BROKERAGE	(1,000)	50.99	50.99	(50.82)	0.17 S
12/31	High Cost		0.02 GOLDMAN SACHS & CO. (ID: 228368-10-6)					
12/28	Sale		CROWN HOLDINGS INC @ 50.6692 50.66 BROKERAGE	(1,000)	50.65	50.65	(50.83)	(0.18) S
12/31	High Cost		0.01 STATE STREET GLOBAL MARKETS, LLC (ID: 228368-10-6)					



NELSON B DELAVAN FOUND. PART A ACCT. R53329000  
For the Period 1/1/15 to 12/31/15

Trade Date	Type	Selection Method	Description	Quantity	Per Unit Amount	Proceeds	Tax Cost	Realized Gain/Loss
<b>Settled Sales/Maturities/Redemptions</b>								
12/28	Sale		CROWN HOLDINGS INC @ 50 8106 254.05 BROKERAGE	(5.000)	50 796	253.98	(252.08)	1.90 S
12/31	High Cost		0 07 LIQUIDNET INC (ID: 228368-10-6)					
<b>Total Settled Sales/Maturities/Redemptions</b>						<b>\$1,290,396.30</b>	<b>(\$1,236,943.99)</b>	<b>\$60,605.35 L</b> <b>(\$22,171.64) S</b>

Trade Date	Type	Description	Quantity	Per Unit Amount	Market Cost
<b>Settled Securities Purchased</b>					
12/29	Purchase	PALL CORP @ 101.9738 101.97 BROKERAGE 0.01 CITIGROUP GLOBAL MKTS INC (ID: 696429-30-7)	1 000	101.98	(101.98) *
12/29	Purchase	PALL CORP @ 101.9738 101.97 BROKERAGE 0 01 CITIGROUP GLOBAL MKTS INC (ID: 696429-30-7)	1.000	101.98	(101.98) *
12/30	Purchase	PALL CORP @ 101.8012 101.80 BROKERAGE 0 01 CITIGROUP GLOBAL MKTS INC (ID: 696429-30-7)	1.000	101.81	(101.81) *
12/30	Purchase	PALL CORP @ 101.8012 101.80 BROKERAGE 0 01 CITIGROUP GLOBAL MKTS INC (ID: 696429-30-7)	1 000	101.81	(101.81) *
12/30	Purchase	L-3 COMMUNICATIONS HOLDINGS INC @ 128 2118 1,282.11 BROKERAGE 0.15 CITIGROUP GLOBAL MKTS INC (ID: 502424-10-4)	10 000	128.226	(1,282.26) *
12/31	Purchase	PALL CORP @ 102 2048 102 20 BROKERAGE 0.01 CITIGROUP GLOBAL MKTS INC (ID: 696429-30-7)	1.000	102.21	(102.21) *
12/31	Purchase	PALL CORP @ 102.2048 102.20 BROKERAGE 0 01 CITIGROUP GLOBAL MKTS INC (ID: 696429-30-7)	1.000	102.21	(102.21) *



NELSON B DELAVAN FOUND. PART A ACCT. R53329000  
For the Period 1/1/15 to 12/31/15



007407302900100002810

Trade Date	Settle Date	Type	Description	Quantity	Per Unit Amount	Market Cost
<b>Settled Securities Purchased</b>						
12/31	1/6	Purchase	L-3 COMMUNICATIONS HOLDINGS INC @ 127.4495 2,039 19 BROKERAGE 0 24 MERRILL LYNCH PIERCE FENNER & SMIT (ID: 502424-10-4)	16,000	127.464	(2,039.43) *
12/31	1/7	Purchase	PALL CORP @ 101.594 101.59 BROKERAGE 0.01 CITIGROUP GLOBAL MKTS INC (ID: 696429-30-7)	1,000	101.60	(101.60) *
12/31	1/7	Purchase	PALL CORP @ 101.594 101.59 BROKERAGE 0 01 CITIGROUP GLOBAL MKTS INC (ID: 696429-30-7)	1,000	101.60	(101.60) *
1/2	1/7	Purchase	PALL CORP @ 101.3022 101.30 BROKERAGE 0.01 CITIGROUP GLOBAL MKTS INC (ID: 696429-30-7)	1,000	101.31	(101.31)
1/2	1/7	Purchase	PALL CORP @ 101.3022 101.30 BROKERAGE 0.01 CITIGROUP GLOBAL MKTS INC (ID: 696429-30-7)	1,000	101.31	(101.31)
1/2	1/7	Purchase	PALL CORP @ 101.551 101.55 BROKERAGE 0 01 PENSERRA SECURITIES (ID: 696429-30-7)	1,000	101.56	(101.56)
1/2	1/7	Purchase	PALL CORP @ 101.551 203.10 BROKERAGE 0.03 PENSERRA SECURITIES (ID: 696429-30-7)	2,000	101.565	(203.13)
1/2	1/7	Purchase	PALL CORP @ 101.3664 101.36 BROKERAGE 0.02 MERRILL LYNCH PIERCE FENNER & SMIT (ID: 696429-30-7)	1,000	101.38	(101.38)
1/2	1/7	Purchase	PALL CORP @ 101.3664 304.09 BROKERAGE 0.06 MERRILL LYNCH PIERCE FENNER & SMIT (ID: 696429-30-7)	3,000	101.383	(304.15)
1/2	1/7	Purchase	L-3 COMMUNICATIONS HOLDINGS INC @ 127.8601 639.30 BROKERAGE 0 07 RBC CAPITAL MARKETS CORPORATION (ID: 502424-10-4)	5,000	127.874	(639.37)
1/7	1/8	Purchase	JPM GBL RES ENH INDEX FD - SEL FUND 3457 JP MORGAN CHASE BANK AS SHAREHOLDER SERVICING AGENT @ 17.91 (ID: 46637K-51-3)	741.732	17.91	(13,284.42)

J.P. Morgan



NELSON B DELAVAN FUND, PART A ACCT. R53329000  
For the Period 1/1/15 to 12/31/15

Trade Date	Settle Date	Type	Description	Quantity	Per Unit Amount	Market Cost
<b>Settled Securities Purchased</b>						
1/7	1/8	Purchase	DODGE & COX INTL STOCK FUND (ID: 256206-10-3)	260.477	41.04	(10,689.97)
1/2	1/13	Purchase	PALL CORP @ 100.8742 201.74 BROKERAGE 0.03 CITIGROUP GLOBAL MKTS INC (ID: 696429-30-7)	2.000	100.885	(201.77)
1/2	1/13	Purchase	PALL CORP @ 100.8742 403.49 BROKERAGE 0.06 CITIGROUP GLOBAL MKTS INC (ID: 696429-30-7)	4.000	100.888	(403.55)
1/8	1/13	Purchase	GILEAD SCIENCES INC @ 101.5292 913.76 BROKERAGE 0.13 CITIGROUP GLOBAL MKTS INC (ID: 375558-10-3)	9.000	101.543	(913.89)
1/8	1/13	Purchase	GILEAD SCIENCES INC @ 101.6576 508.28 BROKERAGE 0.07 RBC CAPITAL MARKETS CORPORATION (ID: 375558-10-3)	5.000	101.67	(508.35)
1/8	1/13	Purchase	ANADARKO PETROLEUM CORP @ 78.5612 1,178.41 BROKERAGE 0.22 CITIGROUP GLOBAL MKTS INC (ID: 032511-10-7)	15.000	78.575	(1,178.63)
1/9	1/14	Purchase	PALL CORP @ 101.734 101.73 BROKERAGE 0.02 UBS SECURITIES LLC (ID: 696429-30-7)	1.000	101.75	(101.75)
1/14	1/20	Purchase	NISOURCE INC @ 42.4885 169.95 BROKERAGE 0.06 DEUTSCHE BANC ALEX BROWN INC (ID: 65473P-10-5)	4.000	42.503	(170.01)
1/14	1/20	Purchase	AETNA INC @ 89.9209 269.76 BROKERAGE 0.04 MERRILL LYNCH PIERCE FENNER & SMIT (ID: 00817Y-10-8)	3.000	89.933	(269.80)
1/14	1/20	Purchase	BLACKROCK INC @ 345.2875 345.28 BROKERAGE 0.01 MERRILL LYNCH PIERCE FENNER & SMIT (ID: 09247X-10-1)	1.000	345.29	(345.29)
1/14	1/20	Purchase	BLACKROCK INC @ 343.0202 343.02 BROKERAGE 0.01 RBC CAPITAL MARKETS CORPORATION (ID: 09247X-10-1)	1.000	343.03	(343.03)



NELSON B DELAVAN FOUND. PART A ACCT. R53329000  
For the Period 1/1/15 to 12/31/15



007407302900100002811

Trade Date	Settle Date	Type	Description	Quantity	Per Unit Amount	Market Cost
<b>Settled Securities Purchased</b>						
1/14	1/20	Purchase	AETNA INC @ 89.8003 808.20 BROKERAGE 0.13 CREDIT SUISSE FIRST BOSTON LLC (ID: 00817Y-10-8)	9.000	89.814	(808.33)
1/14	1/20	Purchase	SCHWAB CHARLES CORP @ 27.1359 27.13 BROKERAGE 0.01 SANFORD C. BERNSTEIN & CO INC.(SCB (ID: 808513-10-5)	1.000	27.14	(27.14)
1/14	1/20	Purchase	NEXTERA ENERGY INC @ 106.4979 319.49 BROKERAGE 0.04 RBC CAPITAL MARKETS CORPORATION (ID: 65339F-10-1)	3.000	106.51	(319.53)
1/14	1/20	Purchase	AETNA INC @ 89.765 179.53 BROKERAGE 0.04 CREDIT SUISSE FIRST BOSTON LLC (ID: 00817Y-10-8)	2.000	89.785	(179.57)
1/14	1/20	Purchase	SCHWAB CHARLES CORP @ 27.0558 351.72 BROKERAGE 0.29 CREDIT SUISSE FIRST BOSTON LLC (ID: 808513-10-5)	13.000	27.078	(352.01)
1/14	1/20	Purchase	AETNA INC @ 89.6804 448.40 BROKERAGE 0.07 CITIGROUP GLOBAL MKTS INC (ID: 00817Y-10-8)	5.000	89.694	(448.47)
1/14	1/20	Purchase	NEXTERA ENERGY INC @ 107.0254 856.20 BROKERAGE 0.12 CITIGROUP GLOBAL MKTS INC (ID: 65339F-10-1)	8.000	107.04	(856.32)
1/14	1/20	Purchase	AETNA INC @ 89.885 89.88 BROKERAGE 0.01 STATE STREET GLOBAL MARKETS, LLC. (ID: 00817Y-10-8)	1.000	89.89	(89.89)
1/14	1/21	Purchase	NISOURCE INC @ 42.9444 987.72 BROKERAGE 0.34 MERRILL LYNCH PIERCE FENNER & SMIT (ID: 65473P-10-5)	23.000	42.959	(988.06)
1/15	1/21	Purchase	MERCK AND CO INC @ 62.2702 1,120.86 BROKERAGE 0.27 DEUTSCHE BANC ALEX BROWN INC (ID: 58933Y-10-5)	18.000	62.285	(1,121.13)
1/15	1/21	Purchase	FIDELITY NATIONAL INFORMATION SERVICES @ 62.347 62.34 BROKERAGE 0.01 SJ LEVINSON & SONS LLC (ID: 31620M-10-6)	1.000	62.35	(62.35)

J.P. Morgan



NELSON B DELAVAN FOUND. PART A ACCT. R53329000  
For the Period 1/1/15 to 12/31/15

Trade Date	Type	Description	Quantity	Per Unit Amount	Market Cost
<b>Settled Securities Purchased</b>					
1/15 1/21	Purchase	FIDELITY NATIONAL INFORMATION SERVICES @ 62.30 62.30 BROKERAGE 0 01 SANFORD C BERNSTEIN & CO INC (SCB (ID: 31620M-10-6)	1 000	62.31	(62.31)
1/15 1/21	Purchase	FIDELITY NATIONAL INFORMATION SERVICES @ 62.359 249.43 BROKERAGE 0 06 CREDIT SUISSE FIRST BOSTON LLC (ID: 31620M-10-6)	4 000	62.373	(249.49)
1/15 1/21	Purchase	SCHWAB CHARLES CORP @ 26.7298 80 18 BROKERAGE 0 06 CREDIT SUISSE FIRST BOSTON LLC (ID: 808513-10-5)	3 000	26.747	(80.24)
1/15 1/21	Purchase	SCHWAB CHARLES CORP @ 26.82 26 82 BROKERAGE 0 02 CREDIT SUISSE FIRST BOSTON LLC (ID: 808513-10-5)	1 000	26.84	(26.84)
1/15 1/21	Purchase	SCHWAB CHARLES CORP @ 26.7876 375.02 BROKERAGE 0 31 CREDIT SUISSE FIRST BOSTON LLC (ID: 808513-10-5)	14 000	26.809	(375.33)
1/15 1/21	Purchase	GOOGLE INC CLASS C @ 502 2646 502.26 BROKERAGE 0 01 MORGAN STANLEY & CO. LLC (ID: 38259P-70-6)	1 000	502.27	(502.27)
1/15 1/21	Purchase	AETNA INC @ 90.7709 1,089 25 BROKERAGE 0 18 MERRILL LYNCH PIERCE FENNER & SMIT (ID: 00817Y-10-8)	12 000	90.786	(1,089.43)
1/15 1/21	Purchase	GOOGLE INC CLASS C @ 502 1547 502.15 BROKERAGE 0 01 CREDIT SUISSE FIRST BOSTON LLC (ID: 38259P-70-6)	1 000	502.16	(502.16)
1/16 1/22	Purchase	FIDELITY NATIONAL INFORMATION SERVICES @ 62 8057 188.41 BROKERAGE 0 04 CITIGROUP GLOBAL MKTS INC (ID: 31620M-10-6)	3 000	62.817	(188.45)
1/16 1/22	Purchase	FIDELITY NATIONAL INFORMATION SERVICES @ 62 9005 62 90 BROKERAGE 0 01 CREDIT SUISSE FIRST BOSTON LLC (ID: 31620M-10-6)	1 000	62.91	(62.91)



NELSON B DELAVAN FOUND. PART A ACCT. F53329000  
For the Period 1/1/15 to 12/31/15



007407302900100002812

Trade Date	Settle Date	Type	Description	Quantity	Per Unit Amount	Market Cost
<b>Settled Securities Purchased</b>						
1/16	1/22	Purchase	SCHLUMBERGER LTD @ 80.4616 2,092.00 BROKERAGE 0 39 S G COWEN & CO (ID: 806857-10-8)	26,000	80.477	(2,092.39)
1/20	1/23	Purchase	FIDELITY NATIONAL INFORMATION SERVICES @ 63.1742 189.52 BROKERAGE 0.04 SJ LEVINSON & SONS LLC (ID: 31620M-10-6)	3,000	63.187	(189.56)
1/20	1/23	Purchase	FIDELITY NATIONAL INFORMATION SERVICES @ 63.29 63.29 BROKERAGE 0.01 MERRILL LYNCH PIERCE FENNER & SMIT (ID: 31620M-10-6)	1,000	63.30	(63.30)
1/22	1/27	Purchase	CBS CORP CLASS B W/I @ 56.6145 2,094.73 BROKERAGE 0.55 KNIGHT EQUITY MARKETS L P. (ID 124857-20-2)	37,000	56.629	(2,095.28)
1/22	1/27	Purchase	PALL CORP @ 100.1999 100.19 BROKERAGE 0.01 JEFFERIES & COMPANY (ID: 696429-30-7)	1,000	100.20	(100.20)
1/29	2/3	Purchase	THE HERSHEY COMPANY @ 102.8975 102.89 BROKERAGE 0.01 KNIGHT EQUITY MARKETS L.P. (ID: 427866-10-8)	1,000	102.90	(102.90)
1/29	2/3	Purchase	THE HERSHEY COMPANY @ 102.5316 205.06 BROKERAGE 0 03 KNIGHT EQUITY MARKETS L.P. (ID: 427866-10-8)	2,000	102.545	(205.09)
1/30	2/4	Purchase	THE HERSHEY COMPANY @ 102.1226 102.12 BROKERAGE 0.02 GOLDMAN SACHS & CO (ID: 427866-10-8)	1,000	102.14	(102.14)
1/30	2/4	Purchase	THE HERSHEY COMPANY @ 102.5213 307.56 BROKERAGE 0 04 CITIGROUP GLOBAL MKTS INC (ID: 427866-10-8)	3,000	102.533	(307.60)
1/30	2/4	Purchase	BARC EAFE REN MAT 02/18/16 2X LEV, 10 57% CAP, 21.14% MAX INITIAL LEVEL-01/30/15 SX5E 3351.44 UKX:5749.40 TPX:1415.07 @ 99.00 JP MORGAN SECURITIES LLC F.I. (ID: 06741U-QC-1)	80,000,000	99.00	(79,200.00)

J.P. Morgan



NELSON B DELAVAN FOUND. PART A ACCT. R53329000  
For the Period 1/1/15 to 12/31/15

Trade Date	Settle Date	Type	Description	Quantity	Per Unit Amount	Market Cost
<b>Settled Securities Purchased</b>						
2/2	2/5	Purchase	AMAZON COM INC @ 351.6526 351.65 BROKERAGE 0.01 MORGAN STANLEY & CO LLC (ID: 023135-10-6)	1 000	351.66	(351.66)
2/2	2/5	Purchase	AMAZON COM INC @ 361.099 1,083.29 BROKERAGE 0.04 CITIGROUP GLOBAL MKTS INC (ID: 023135-10-6)	3 000	361.11	(1,083.33)
2/2	2/5	Purchase	THE HERSHEY COMPANY @ 102.6141 102.61 BROKERAGE 0.01 CREDIT SUISSE FIRST BOSTON LLC (ID: 427866-10-8)	1.000	102.62	(102.62)
2/2	2/5	Purchase	THE HERSHEY COMPANY @ 104.0172 104.01 BROKERAGE 0.01 CITIGROUP GLOBAL MKTS INC (ID: 427866-10-8)	1.000	104.02	(104.02)
2/2	2/5	Purchase	THE HERSHEY COMPANY @ 104.0322 104.03 BROKERAGE 0.01 KNIGHT EQUITY MARKETS L.P. (ID: 427866-10-8)	1.000	104.04	(104.04)
2/2	2/5	Purchase	AMAZON COM INC @ 362.8265 725.65 BROKERAGE 0.03 SANFORD C. BERNSTEIN & CO INC.(SCB (ID: 023135-10-6)	2.000	362.84	(725.68)
2/2	2/5	Purchase	AMAZON COM INC @ 363.395 363.39 BROKERAGE 0.01 INVESTMENT TECHNOLOGY GROUP (ITG) (ID: 023135-10-6)	1.000	363.40	(363.40)
2/3	2/6	Purchase	THE HERSHEY COMPANY @ 104.2706 104.27 BROKERAGE 0.02 CREDIT SUISSE FIRST BOSTON LLC (ID: 427866-10-8)	1.000	104.29	(104.29)
2/6	2/9	Purchase	T ROWE PRICE NEW ASIA (ID: 77956H-50-0)	2,869 581	16.85	(48,352.44)
2/4	2/9	Purchase	THE HERSHEY COMPANY @ 105.9398 105.93 BROKERAGE 0.02 CREDIT SUISSE FIRST BOSTON LLC (ID: 427866-10-8)	1.000	105.95	(105.95)
2/5	2/10	Purchase	SVB FINANCIAL GROUP @ 122.2614 122.26 BROKERAGE 0.01 CITIGROUP GLOBAL MKTS INC (ID: 78486C-10-1)	1.000	122.27	(122.27)



NELSON B DELAVAN FOUND. PART A ACCT. F53329000  
For the Period 1/1/15 to 12/31/15



007407302900100002813

Trade Date Settle Date	Type	Description	Quantity	Per Unit Amount	Market Cost
<b>Settled Securities Purchased</b>					
2/5 2/10	Purchase	SVB FINANCIAL GROUP @ 120 2004 1,442.40 BROKERAGE 0.18 INSTINET (ID: 78486Q-10-1)	12 000	120 215	(1,442.58)
2/5 2/10	Purchase	THE HERSHEY COMPANY @ 105.5273 105.52 BROKERAGE 0.01 KNIGHT EQUITY MARKETS L.P. (ID: 427866-10-8)	1 000	105.53	(105.53)
2/6 2/11	Purchase	CBS CORP CLASS B W/1 @ 57.0757 970.28 BROKERAGE 0.38 GOLDMAN SACHS & CO. (ID: 124857-20-2)	17 000	57.098	(970.66)
2/6 2/11	Purchase	SCHWAB CHARLES CORP @ 29.11 203.77 BROKERAGE 0.10 SANFORD C. BERNSTEIN & CO. INC. (SCB (ID: 808513-10-5)	7 000	29.124	(203.87)
2/6 2/11	Purchase	SPDR S&P 500 ETF TRUST @ 205.4702 60,408.23 BROKERAGE 4.41 MERRILL LYNCH PIERCE FENNER & SMIT (ID: 78462F-10-3)	294 000	205.485	(60,412.64)
2/6 2/11	Purchase	CBS CORP CLASS B W/1 @ 56 9178 113.83 BROKERAGE 0.03 CITIGROUP GLOBAL MKTS INC (ID: 124857-20-2)	2 000	56 93	(113.86)
2/6 2/11	Purchase	SCHWAB CHARLES CORP @ 29.1144 58.22 BROKERAGE 0 03 SJ LEVINSON & SONS LLC (ID: 808513-10-5)	2 000	29.125	(58 25)
2/6 2/11	Purchase	THE HERSHEY COMPANY @ 105.8891 105.88 BROKERAGE 0.01 KNIGHT EQUITY MARKETS L.P. (ID: 427866-10-8)	1 000	105.89	(105.89)
2/6 2/11	Purchase	SVB FINANCIAL GROUP @ 126.5482 126.54 BROKERAGE 0 01 MERRILL LYNCH PIERCE FENNER & SMIT (ID: 78486Q-10-1)	1 000	126 55	(126 55)
2/6 2/11	Purchase	L-3 COMMUNICATIONS HOLDINGS INC @ 129.011 645 05 BROKERAGE 0 07 SJ LEVINSON & SONS LLC (ID: 502424-10-4)	5 000	129 024	(645.12)
2/6 2/11	Purchase	MORGAN STANLEY @ 35.9114 646 40 BROKERAGE 0.27 SJ LEVINSON & SONS LLC (ID: 617446-44-8)	18 000	35.926	(646.67)

J.P. Morgan



NELSON B DELAVAN FOUND. PART A ACCT. R53329000  
For the Period 1/1/15 to 12/31/15

Trade Date	Settle Date	Type	Description	Quantity	Per Unit Amount	Market Cost
<b>Settled Securities Purchased</b>						
2/9	2/12	Purchase	BANK OF AMERICA CORP @ 16.3447 751.85 BROKERAGE 0.69 INVESTMENT TECHNOLOGY GROUP (ITG) (ID: 060505-10-4)	46 000	16.36	(752.54)
2/9	2/12	Purchase	ACTAVIS, INC. @ 275 1502 825 45 BROKERAGE 0.04 SJ LEVINSON & SONS LLC (ID: G0083B-10-8)	3 000	275 163	(825.49)
2/9	2/12	Purchase	CBS CORP CLASS B W/1 @ 57.2254 57.22 BROKERAGE 0.01 SANFORD C BERNSTEIN & CO. INC. (SCB) (ID: 124857-20-2)	1,000	57.23	(57.23)
2/9	2/12	Purchase	CBS CORP CLASS B W/1 @ 57.1828 400 27 BROKERAGE 0.10 SANFORD C BERNSTEIN & CO INC. (SCB) (ID: 124857-20-2)	7 000	57.196	(400.37)
2/9	2/12	Purchase	L-3 COMMUNICATIONS HOLDINGS INC @ 128 9039 902.32 BROKERAGE 0 10 UBS SECURITIES LLC (ID: 502424-10-4)	7 000	128 917	(902.42)
2/9	2/12	Purchase	THE HERSHEY COMPANY @ 105 2423 105 24 BROKERAGE 0.01 KNIGHT EQUITY MARKETS L P. (ID: 427866-10-8)	1 000	105.25	(105.25)
2/6	2/12	Purchase	SVB FINANCIAL GROUP @ 126.4284 379 28 BROKERAGE 0.04 CITIGROUP GLOBAL MKTS INC (ID: 78486Q-10-1)	3 000	126.44	(379.32)
2/6	2/12	Purchase	SVB FINANCIAL GROUP @ 126.067 378.20 BROKERAGE 0.04 CITIGROUP GLOBAL MKTS INC (ID: 78486Q-10-1)	3 000	126.08	(378.24)
2/11	2/17	Purchase	THE HERSHEY COMPANY @ 106 0152 106 01 BROKERAGE 0.01 KNIGHT EQUITY MARKETS L P. (ID: 427866-10-8)	1,000	106.02	(106.02)
2/13	2/19	Purchase	CROWN HOLDINGS INC @ 50.1831 351.28 BROKERAGE 0.15 MORGAN STANLEY & CO. LLC (ID: 228368-10-6)	7,000	50 204	(351.43)
2/13	2/19	Purchase	CROWN HOLDINGS INC @ 50.2923 452.63 BROKERAGE 0.20 MORGAN STANLEY & CO. LLC (ID: 228368-10-6)	9 000	50 314	(452.83)



NELSON B DELAVAN FOUND, PART A ACCT. R53329000  
For the Period 1/1/15 to 12/31/15

Trade Date Settle Date	Type	Description	Quantity	Per Unit Amount	Market Cost
<b>Settled Securities Purchased</b>					
2/13 2/19	Purchase	CROWN HOLDINGS INC @ 50 2984 50.29 BROKERAGE 0 01 BLOOMBERG TRADEBOOK LLC (ID: 228368-10-6)	1,000	50.30	(50.30)
2/13 2/19	Purchase	E I DU PONT DE NEMOURS & CO @ 76.1871 1,066.61 BROKERAGE 0.21 MACQUARIE SECURITIES (USA) INC (ID: 263534-10-9)	14,000	76.201	(1,066.82)
2/13 2/19	Purchase	THE MOSAIC COMPANY NEW @ 52.2582 470 32 BROKERAGE 0.13 CITIGROUP GLOBAL MKTS INC (ID: 61945C-10-3)	9,000	52.272	(470.45)
2/13 2/19	Purchase	THE MOSAIC COMPANY NEW @ 52.3291 627.94 BROKERAGE 0 18 SJ LEVINSON & SONS LLC (ID: 61945C-10-3)	12,000	52.343	(628.12)
2/13 2/19	Purchase	MICROSOFT CORP @ 43.3962 2,126.41 BROKERAGE 0 73 KNIGHT EQUITY MARKETS L.P. (ID: 594918-10-4)	49,000	43.411	(2,127.14)
2/17 2/20	Purchase	CROWN HOLDINGS INC @ 50 2476 954.70 BROKERAGE 0.28 SANFORD C. BERNSTEIN & CO. INC (SCB (ID: 228368-10-6)	19,000	50.262	(954.98)
2/17 2/20	Purchase	CROWN HOLDINGS INC @ 50.2074 200.82 BROKERAGE 0.06 INSTINET (ID: 228368-10-6)	4,000	50.22	(200.88)
2/18 2/23	Purchase	CROWN HOLDINGS INC @ 50.8118 406.49 BROKERAGE 0.12 KNIGHT EQUITY MARKETS L.P. (ID: 228368-10-6)	8,000	50.826	(406.61)
2/18 2/23	Purchase	CROWN HOLDINGS INC @ 51 6411 361.48 BROKERAGE 0.15 UBS SECURITIES LLC (ID: 228368-10-6)	7,000	51.661	(361.63)
2/19 2/24	Purchase	THE HERSHEY COMPANY @ 106.3751 106.37 BROKERAGE 0 01 JEFFERIES & COMPANY (ID: 427866-10-8)	1,000	106.38	(106.38)



NELSON B DELAVAN FOUND. PART A ACCT. R53329000  
For the Period 1/1/15 to 12/31/15

Trade Date Settle Date	Type	Description	Quantity	Per Unit Amount	Market Cost
<b>Settled Securities Purchased</b>					
2/19 2/24	Purchase	THE HERSHEY COMPANY @ 106.0905 106.09 BROKERAGE 0.02 CREDIT SUISSE FIRST BOSTON LLC (ID: 427866-10-8)	1,000	106.11	(106.11)
2/20 2/25	Purchase	SPDR S&P 500 ETF TRUST @ 211.28 34,438.64 BROKERAGE 2.44 SANFORD C. BERNSTEIN & CO. INC. (SCB (ID: 78462F-10-3))	163,000	211.295	(34,441.08)
2/20 2/25	Purchase	THE HERSHEY COMPANY @ 106.8553 106.85 BROKERAGE 0.02 CREDIT SUISSE FIRST BOSTON LLC (ID: 427866-10-8)	1,000	106.87	(106.87)
2/24 2/27	Purchase	THE HERSHEY COMPANY @ 105.9248 105.92 BROKERAGE 0.01 UBS SECURITIES LLC (ID: 427866-10-8)	1,000	105.93	(105.93)
2/24 2/27	Purchase	THE HERSHEY COMPANY @ 105.645 105.64 BROKERAGE 0.01 LIQUIDNET INC (ID: 427866-10-8)	1,000	105.65	(105.65)
2/25 3/2	Purchase	UNION PACIFIC CORP @ 122.3632 367.08 BROKERAGE 0.04 CITIGROUP GLOBAL MKTS INC (ID: 907818-10-8)	3,000	122.373	(367.12)
2/25 3/2	Purchase	TE CONNECTIVITY LTD @ 72.1807 72.18 BROKERAGE 0.01 INSTINET (ID: H84989-10-4)	1,000	72.19	(72.19)
2/26 3/3	Purchase	UNION PACIFIC CORP @ 122.0787 122.07 BROKERAGE 0.01 MERRILL LYNCH PIERCE FENNER & SMIT (ID: 907818-10-8)	1,000	122.08	(122.08)
2/26 3/3	Purchase	UNION PACIFIC CORP @ 121.4498 242.89 BROKERAGE 0.04 GOLDMAN SACHS & CO (ID: 907818-10-8)	2,000	121.465	(242.93)
2/26 3/3	Purchase	TE CONNECTIVITY LTD @ 72.4406 72.44 BROKERAGE 0.02 UBS SECURITIES LLC (ID: H84989-10-4)	1,000	72.46	(72.46)
2/26 3/3	Purchase	UNION PACIFIC CORP @ 121.545 121.54 BROKERAGE 0.01 LIQUIDNET INC (ID: 907818-10-8)	1,000	121.55	(121.55)
2/26 3/3	Purchase	UNION PACIFIC CORP @ 120.8024 362.40 BROKERAGE 0.06 GOLDMAN SACHS & CO (ID: 907818-10-8)	3,000	120.82	(362.46)



NELSON B DELAVAN FOUND. PART A ACCT. R53329000  
For the Period 1/1/15 to 12/31/15

Trade Date Settle Date	Type	Description	Quantity	Per Unit Amount	Market Cost
<b>Settled Securities Purchased</b>					
2/26 3/3	Purchase	UNION PACIFIC CORP @ 121.6449 121 64 BROKERAGE 0.01 CITIGROUP GLOBAL MKTS INC (ID: 907818-10-8)	1.000	121.65	(121.65)
2/26 3/3	Purchase	UNION PACIFIC CORP @ 121.4995 364.49 BROKERAGE 0.04 CREDIT SUISSE FIRST BOSTON LLC (ID: 907818-10-8)	3.000	121.51	(364.53)
2/26 3/3	Purchase	TE CONNECTIVITY LTD @ 72.4593 144.91 BROKERAGE 0.04 UBS SECURITIES LLC (ID: H84989-10-4)	2.000	72.475	(144.95)
2/26 3/4	Purchase	THE HERSHEY COMPANY @ 103.6809 207.36 BROKERAGE 0.03 PENSERRA SECURITIES (ID: 427866-10-8)	2.000	103.695	(207.39)
2/27 3/4	Purchase	UNION PACIFIC CORP @ 120.9344 362.80 BROKERAGE 0.06 CITIGROUP GLOBAL MKTS INC (ID: 907818-10-8)	3.000	120.953	(362.86)
2/27 3/4	Purchase	UNION PACIFIC CORP @ 121.26 363.78 BROKERAGE 0.04 LIQUIDNET INC (ID: 907818-10-8)	3.000	121.273	(363.82)
2/27 3/4	Purchase	TE CONNECTIVITY LTD @ 72.00 72.00 BROKERAGE 0.02 CITIGROUP GLOBAL MKTS INC (ID: H84989-10-4)	1.000	72.02	(72.02)
2/27 3/4	Purchase	TE CONNECTIVITY LTD @ 72.0285 72.02 BROKERAGE 0.02 CITIGROUP GLOBAL MKTS INC (ID: H84989-10-4)	1.000	72.04	(72.04)
3/2 3/5	Purchase	UNION PACIFIC CORP @ 120.785 120.78 BROKERAGE 0.01 LIQUIDNET INC (ID: 907818-10-8)	1.000	120.79	(120.79)
3/2 3/5	Purchase	UNION PACIFIC CORP @ 120.7911 120.79 BROKERAGE 0.02 CITIGROUP GLOBAL MKTS INC (ID: 907818-10-8)	1.000	120.81	(120.81)
3/2 3/5	Purchase	TE CONNECTIVITY LTD @ 72.55 72.55 BROKERAGE 0.02 CITIGROUP GLOBAL MKTS INC (ID: H84989-10-4)	1.000	72.57	(72.57)
3/2 3/5	Purchase	TE CONNECTIVITY LTD @ 72.5899 72.58 BROKERAGE 0.02 CITIGROUP GLOBAL MKTS INC (ID: H84989-10-4)	1.000	72.60	(72.60)
3/2 3/5	Purchase	TE CONNECTIVITY LTD @ 72.735 72.73 BROKERAGE 0.01 ACADEMY SECURITIES, INC. (ID: H84989-10-4)	1.000	72.74	(72.74)

J.P.Morgan



NELSON B DELAVAN FOUND, PART A ACCT. R53329000  
For the Period 1/1/15 to 12/31/15

Trade Date	Type	Description	Quantity	Per Unit Amount	Market Cost
<b>Settled Securities Purchased</b>					
3/2	Purchase	UNION PACIFIC CORP @ 120.8199 120.81 BROKERAGE	1,000	120.83	(120.83)
3/5		0.02 CITIGROUP GLOBAL MKTS INC (ID: 907918-10-8)			
3/3	Purchase	TE CONNECTIVITY LTD @ 72.7848 72.78 BROKERAGE	1,000	72.79	(72.79)
3/6		0.01 SANFORD C BERNSTEIN & CO. INC. (SCB (ID: H84989-10-4))			
3/3	Purchase	TE CONNECTIVITY LTD @ 72.5499 72.54 BROKERAGE	1,000	72.56	(72.56)
3/6		0.02 CITIGROUP GLOBAL MKTS INC (ID: H84989-10-4)			
3/4	Purchase	TE CONNECTIVITY LTD @ 72.6978 72.69 BROKERAGE	1,000	72.70	(72.70)
3/9		0.01 UBS SECURITIES LLC (ID: H84989-10-4)			
3/4	Purchase	TE CONNECTIVITY LTD @ 72.9582 72.95 BROKERAGE	1,000	72.96	(72.96)
3/9		0.01 KNIGHT EQUITY MARKETS L.P. (ID: H84989-10-4)			
3/5	Purchase	TE CONNECTIVITY LTD @ 72.5414 72.54 BROKERAGE	1,000	72.55	(72.55)
3/10		0.01 KNIGHT EQUITY MARKETS L.P. (ID: H84989-10-4)			
3/6	Purchase	HALLIBURTON CO @ 42.3699 2,499.82 BROKERAGE	59,000	42.385	(2,500.70)
3/11		0.88 MERRILL LYNCH PIERCE FENNER & SMIT (ID: 406216-10-1)			
3/6	Purchase	HALLIBURTON CO @ 42.38 2,119.00 BROKERAGE 0.75	50,000	42.395	(2,119.75)
3/11		UBS SECURITIES LLC (ID: 406216-10-1)			
3/6	Purchase	TE CONNECTIVITY LTD @ 72.0792 72.07 BROKERAGE	1,000	72.08	(72.08)
3/11		0.01 CITIGROUP GLOBAL MKTS INC (ID: H84989-10-4)			
3/6	Purchase	TE CONNECTIVITY LTD @ 71.955 71.95 BROKERAGE	1,000	71.96	(71.96)
3/11		0.01 LIQUIDNET INC (ID: H84989-10-4)			
3/9	Purchase	TE CONNECTIVITY LTD @ 71.9616 143.92 BROKERAGE	2,000	71.975	(143.95)
3/12		0.03 JEFFERIES & COMPANY (ID: H84989-10-4)			
3/10	Purchase	TE CONNECTIVITY LTD @ 71.5307 71.53 BROKERAGE	1,000	71.55	(71.55)
3/13		0.02 GOLDMAN SACHS & CO. (ID: H84989-10-4)			



NELSON B DELAVAN FOUND. PART A ACCT. R53329000  
For the Period 1/1/15 to 12/31/15

Trade Date	Settle Date	Type	Description	Quantity	Per Unit Amount	Market Cost
<b>Settled Securities Purchased</b>						
3/10	3/13	Purchase	TE CONNECTIVITY LTD @ 71.5404 214.62 BROKERAGE 0.04 MORGAN STANLEY & CO. LLC (ID. H84989-10-4)	3.000	71.553	(214.66)
3/10	3/13	Purchase	TE CONNECTIVITY LTD @ 71.5245 143.04 BROKERAGE 0.03 MORGAN STANLEY & CO. LLC (ID. H84989-10-4)	2.000	71.535	(143.07)
3/10	3/13	Purchase	TE CONNECTIVITY LTD @ 71.825 71.82 BROKERAGE 0.01 INVESTMENT TECHNOLOGY GROUP (ITG) (ID: H84989-10-4)	1.000	71.83	(71.83)
3/11	3/16	Purchase	SBA COMMUNICATIONS CORP @ 120.0994 840.69 BROKERAGE 0.10 SJ LEVINSON & SONS LLC (ID: 78388J-10-6)	7.000	120.113	(840.79)
3/11	3/16	Purchase	AUTOZONE INC @ 645.1397 1,290.27 BROKERAGE 0.03 MERRILL LYNCH PIERCE FENNER & SMIT (ID: 053332-10-2)	2.000	645.15	(1,290.30)
3/11	3/16	Purchase	AUTOZONE INC @ 645.4042 1,936.21 BROKERAGE 0.04 SJ LEVINSON & SONS LLC (ID: 053332-10-2)	3.000	645.417	(1,936.25)
3/11	3/16	Purchase	TE CONNECTIVITY LTD @ 71.2766 71.27 BROKERAGE 0.01 SANFORD C. BERNSTEIN & CO INC (SCB) (ID. H84989-10-4)	1.000	71.28	(71.28)
3/11	3/16	Purchase	SBA COMMUNICATIONS CORP @ 119.9597 599.79 BROKERAGE 0.07 SJ LEVINSON & SONS LLC (ID: 78388J-10-6)	5.000	119.972	(599.86)
3/12	3/17	Purchase	SBA COMMUNICATIONS CORP @ 120.0494 2,160.88 BROKERAGE 0.27 SJ LEVINSON & SONS LLC (ID. 78388J-10-6)	18.000	120.064	(2,161.15)
3/12	3/17	Purchase	TE CONNECTIVITY LTD @ 71.565 71.56 BROKERAGE 0.01 DREXEL HAMILTON LLC (ID H84989-10-4)	1.000	71.57	(71.57)
3/12	3/17	Purchase	TE CONNECTIVITY LTD @ 71.5416 143.08 BROKERAGE 0.03 ACADEMY SECURITIES, INC. (ID. H84989-10-4)	2.000	71.555	(143.11)

J.P.Morgan



NELSON B DELAVAN FOUND. PART A ACCT. R53329000  
For the Period 1/1/15 to 12/31/15

Trade Date Settle Date	Type	Description	Quantity	Per Unit Amount	Market Cost
<b>Settled Securities Purchased</b>					
3/12 3/17	Purchase	TE CONNECTIVITY LTD @ 71.485 71 48 BROKERAGE 0.01 CANTOR FITZGERALD & CO/CASTLEOAK S (ID: H84989-10-4)	1,000	71.49	(71.49)
3/12 3/17	Purchase	ACTAVIS, INC. @ 299.5525 2,096.86 BROKERAGE 0.10 KNIGHT EQUITY MARKETS L.P. (ID: G0083B-10-8)	7,000	299.566	(2,096.96)
3/12 3/17	Purchase	AMAZON COM INC @ 373.5581 2,241.34 BROKERAGE 0.09 KNIGHT EQUITY MARKETS L.P. (ID: 023135-10-6)	6,000	373.572	(2,241.43)
3/13 3/18	Purchase	TE CONNECTIVITY LTD @ 71.524 71 52 BROKERAGE 0.01 LIQUIDNET INC (ID: H84989-10-4)	1,000	71.53	(71.53)
3/13 3/18	Purchase	TE CONNECTIVITY LTD @ 70.8948 70 89 BROKERAGE 0.01 CITIGROUP GLOBAL MKTS INC (ID: H84989-10-4)	1,000	70.90	(70.90)
3/13 3/18	Purchase	TE CONNECTIVITY LTD @ 70.8575 70 85 BROKERAGE 0.01 LIQUIDNET INC (ID: H84989-10-4)	1,000	70.86	(70.86)
3/16 3/19	Purchase	TE CONNECTIVITY LTD @ 72.6402 72 64 BROKERAGE 0.01 KNIGHT EQUITY MARKETS L.P. (ID: H84989-10-4)	1,000	72.65	(72.65)
3/17 3/20	Purchase	TE CONNECTIVITY LTD @ 72.01 72.01 BROKERAGE 0.01 PENSERRA SECURITIES (ID: H84989-10-4)	1,000	72.02	(72.02)
3/17 3/20	Purchase	CROWN HOLDINGS INC @ 51.0224 51.02 BROKERAGE 0.02 MORGAN STANLEY & CO. LLC (ID: 228368-10-6)	1,000	51.04	(51.04)
3/17 3/20	Purchase	NISOURCE INC @ 41.9365 167.74 BROKERAGE 0.06 MERRILL LYNCH PIERCE FENNER & SMIT (ID: 65473P-10-5)	4,000	41.95	(167.80)
3/17 3/20	Purchase	NISOURCE INC @ 41.9333 335.46 BROKERAGE 0.12 CITIGROUP GLOBAL MKTS INC (ID: 65473P-10-5)	8,000	41.948	(335.58)

J.P. Morgan



NELSON B DELAVAN FOUND. PART A ACCT. R53329000  
For the Period 1/1/15 to 12/31/15

Trade Date Settle Date	Type	Description	Quantity	Per Unit Amount	Market Cost
<b>Settled Securities Purchased</b>					
3/16 3/23	Purchase	PALL CORP @ 102.4103 1.228.92 BROKERAGE 0.27 MERRILL LYNCH PIERCE FENNER & SMIT (ID: 696429-30-7)	12.000	102.433	(1,229.19)
3/18 3/23	Purchase	TE CONNECTIVITY LTD @ 71.965 71.96 BROKERAGE 0.01 INVESTMENT TECHNOLOGY GROUP (ITG) (ID: H84989-10-4)	1.000	71.97	(71.97)
3/18 3/23	Purchase	NISOURCE INC @ 42.4168 254.50 BROKERAGE 0.09 MERRILL LYNCH PIERCE FENNER & SMIT (ID: 65473P-10-5)	6.000	42.432	(254.59)
3/18 3/23	Purchase	CROWN HOLDINGS INC @ 52.19 52.19 BROKERAGE 0.01 PENSERRA SECURITIES (ID 228368-10-6)	1.000	52.20	(52.20)
3/18 3/23	Purchase	TE CONNECTIVITY LTD @ 73.309 73.30 BROKERAGE 0.02 CREDIT SUISSE FIRST BOSTON LLC (ID: H84989-10-4)	1.000	73.32	(73.32)
3/18 3/23	Purchase	TE CONNECTIVITY LTD @ 73.309 73.30 BROKERAGE 0.02 CREDIT SUISSE FIRST BOSTON LLC (ID: H84989-10-4)	1.000	73.32	(73.32)
3/18 3/23	Purchase	CROWN HOLDINGS INC @ 53.2343 106.46 BROKERAGE 0.04 BARCLAYS CAPITAL LE (ID: 228368-10-6)	2.000	53.25	(106.50)
3/17 3/24	Purchase	TE CONNECTIVITY LTD @ 72.2195 72.21 BROKERAGE 0.01 MERRILL LYNCH PIERCE FENNER & SMIT (ID: H84989-10-4)	1.000	72.22	(72.22)
3/19 3/24	Purchase	HUMANA INC @ 181.795 181.79 BROKERAGE 0.01 LIQUIDNET INC (ID: 444859-10-2)	1.000	181.80	(181.80)
3/19 3/24	Purchase	TE CONNECTIVITY LTD @ 72.7957 72.79 BROKERAGE 0.01 LIQUIDNET INC (ID H84989-10-4)	1.000	72.80	(72.80)

J.P. Morgan



NELSON B DELAVAN FOUND. PART A ACCT. F53329000  
For the Period 1/1/15 to 12/31/15

Trade Date Settle Date	Type	Description	Quantity	Per Unit Amount	Market Cost
<b>Settled Securities Purchased</b>					
3/19 3/24	Purchase	TE CONNECTIVITY LTD @ 72.4253 72.42 BROKERAGE 0.01 KNIGHT EQUITY MARKETS L.P (ID: H84989-10-4)	1.000	72.43	(72.43)
3/19 3/24	Purchase	TE CONNECTIVITY LTD @ 72.565 72.56 BROKERAGE 0.01 PENSERRA SECURITIES (ID: H84989-10-4)	1.000	72.57	(72.57)
3/19 3/24	Purchase	HUMANA INC @ 180.0701 180.07 BROKERAGE 0.01 CREDIT SUISSE FIRST BOSTON LLC (ID: 444859-10-2)	1.000	180.08	(180.08)
3/19 3/24	Purchase	HUMANA INC @ 181.1219 1.630 09 BROKERAGE 0.20 CREDIT SUISSE FIRST BOSTON LLC (ID: 444859-10-2)	9.000	181.143	(1,630.29)
3/20 3/25	Purchase	CROWN HOLDINGS INC @ 52.9356 52.93 BROKERAGE 0.02 CITIGROUP GLOBAL MKTS INC (ID: 228368-10-6)	1.000	52.95	(52.95)
3/20 3/25	Purchase	NISOURCE INC @ 43.5212 130.56 BROKERAGE 0.04 MERRILL LYNCH PIERCE FENNER & SMIT (ID: 65473P-10-5)	3.000	43.533	(130.60)
3/20 3/25	Purchase	HUMANA INC @ 182.6948 1,096.16 BROKERAGE 0.13 CREDIT SUISSE FIRST BOSTON LLC (ID: 444859-10-2)	6.000	182.715	(1,096.29)
3/20 3/25	Purchase	NISOURCE INC @ 43.9798 87.95 BROKERAGE 0.03 CREDIT SUISSE FIRST BOSTON LLC (ID: 65473P-10-5)	2.000	43.99	(87.98)
3/20 3/25	Purchase	TE CONNECTIVITY LTD @ 73.4996 73.49 BROKERAGE 0.02 CREDIT SUISSE FIRST BOSTON LLC (ID: H84989-10-4)	1.000	73.51	(73.51)
3/20 3/25	Purchase	TE CONNECTIVITY LTD @ 73.4996 73.49 BROKERAGE 0.02 CREDIT SUISSE FIRST BOSTON LLC (ID: H84989-10-4)	1.000	73.51	(73.51)
3/20 3/25	Purchase	TE CONNECTIVITY LTD @ 73.22 73.22 BROKERAGE 0.01 INVESTMENT TECHNOLOGY GROUP (ITG) (ID: H84989-10-4)	1.000	73.23	(73.23)



NELSON B DELAVAN FOUND. PART A ACCT. R53329000  
For the Period 1/1/15 to 12/31/15



007407302900100002818

Trade Date	Settle Date	Type	Description	Quantity	Per Unit Amount	Market Cost
<b>Settled Securities Purchased</b>						
3/23	3/26	Purchase	CROWN HOLDINGS INC @ 52 9873 52.98 BROKERAGE 0.02 CREDIT SUISSE FIRST BOSTON LLC (ID: 228368-10-6)	1.000	53.00	(53.00)
3/23	3/26	Purchase	TE CONNECTIVITY LTD @ 73.1475 73.14 BROKERAGE 0.02 DEUTSCHE BANC ALEX BROWN INC (ID: H84989-10-4)	1.000	73.16	(73.16)
3/24	3/27	Purchase	CROWN HOLDINGS INC @ 53 0302 53.03 BROKERAGE 0.02 CREDIT SUISSE FIRST BOSTON LLC (ID: 228368-10-6)	1.000	53.05	(53.05)
3/25	3/30	Purchase	CROWN HOLDINGS INC @ 52 0549 52.05 BROKERAGE 0.01 INSTINET (ID: 228368-10-6)	1.000	52.06	(52.06)
3/26	3/31	Purchase	CROWN HOLDINGS INC @ 51.6856 51.68 BROKERAGE 0.02 MERRILL LYNCH PIERCE FENNER & SMIT (ID: 228368-10-6)	1.000	51.70	(51.70)
3/26	3/31	Purchase	TE CONNECTIVITY LTD @ 69.9448 69.94 BROKERAGE 0.01 MORGAN STANLEY & CO LLC (ID: H84989-10-4)	1.000	69.95	(69.95)
3/27	4/1	Purchase	CROWN HOLDINGS INC @ 51.7929 51.79 BROKERAGE 0.02 MERRILL LYNCH PIERCE FENNER & SMIT (ID: 228368-10-6)	1.000	51.81	(51.81)
3/31	4/6	Purchase	TE CONNECTIVITY LTD @ 71.48 71.48 BROKERAGE 0.01 STATE STREET GLOBAL MARKETS, LLC. (ID: H84989-10-4)	1.000	71.49	(71.49)
3/31	4/6	Purchase	PFIZER INC @ 34.8876 1,849.04 BROKERAGE 0.79 KNIGHT EQUITY MARKETS L.P. (ID: 717081-10-3)	53.000	34.902	(1,849.83)
3/31	4/6	Purchase	TE CONNECTIVITY LTD @ 71.7367 71.73 BROKERAGE 0.01 MERRILL LYNCH PIERCE FENNER & SMIT (ID: H84989-10-4)	1.000	71.74	(71.74)



NELSON B DELAVAN FOUND. PART A ACCT. R53329000  
For the Period 1/1/15 to 12/31/15

Trade Date	Settle Date	Type	Description	Quantity	Per Unit Amount	Market Cost
<b>Settled Securities Purchased</b>						
3/31	4/6	Purchase	TE CONNECTIVITY LTD @ 71.7115 71.71 BROKERAGE 0.01 PENSERRA SECURITIES (ID: H84989-10-4)	1,000	71.72	(71.72)
4/1	4/7	Purchase	TE CONNECTIVITY LTD @ 70.7667 70.76 BROKERAGE 0.01 GOLDMAN SACHS & CO. (ID: H84989-10-4)	1,000	70.77	(70.77)
4/2	4/8	Purchase	PFIZER INC @ 34.4373 1,825.17 BROKERAGE 0.79 CITIGROUP GLOBAL MKTS INC (ID: 717081-10-3)	53,000	34.452	(1,825.96)
4/8	4/13	Purchase	VERTEX PHARMACEUTICALS INC @ 123.2876 369.86 BROKERAGE 0.04 UBS SECURITIES LLC (ID: 92532F-10-0)	3,000	123.30	(369.90)
4/8	4/13	Purchase	PFIZER INC @ 34.6448 34.64 BROKERAGE 0.01 CITIGROUP GLOBAL MKTS INC (ID: 717081-10-3)	1,000	34.65	(34.65)
4/8	4/13	Purchase	PFIZER INC @ 34.6339 1,419.98 BROKERAGE 0.92 BMO NESBITT BURNS CORP (ID: 717081-10-3)	41,000	34.656	(1,420.90)
4/8	4/13	Purchase	PFIZER INC @ 34.65 450 45 BROKERAGE 0.29 RBC CAPITAL MARKETS CORPORATION (ID: 717081-10-3)	13,000	34.672	(450.74)
4/8	4/13	Purchase	VERTEX PHARMACEUTICALS INC @ 123.2598 123.25 BROKERAGE 0.01 CREDIT SUISSE FIRST BOSTON LLC (ID: 92532F-10-0)	1,000	123.26	(123.26)
4/8	4/13	Purchase	AMAZON COM INC @ 380.5265 761.05 BROKERAGE 0.03 SJ LEVINSON & SONS LLC (ID: 023135-10-6)	2,000	380.54	(761.08)
4/8	4/13	Purchase	PFIZER INC @ 34.5996 103.79 BROKERAGE 0.04 MORGAN STANLEY & CO LLC (ID: 717081-10-3)	3,000	34.61	(103.83)
4/8	4/13	Purchase	PFIZER INC @ 34.60 519 00 BROKERAGE 0.33 BMO NESBITT BURNS CORP (ID: 717081-10-3)	15,000	34.622	(519.33)
4/8	4/13	Purchase	VERTEX PHARMACEUTICALS INC @ 123.3447 123.34 BROKERAGE 0.02 PIPER JAFFRAY & CO. (ID: 92532F-10-0)	1,000	123.36	(123.36)



**NELSON B DELAVAN FOUND, PART A ACCT. R53329000**  
**For the Period 1/1/15 to 12/31/15**



Trade Date	Type	Description	Quantity	Per Unit Amount	Market Cost
<b>Settled Securities Purchased</b>					
4/8 4/13	Purchase	VERTEX PHARMACEUTICALS INC @ 123.0925 123.09 BROKERAGE 0.01 STATE STREET GLOBAL MARKETS, LLC. (ID: 92532F-10-0)	1.000	123.10	(123.10)
4/9 4/14	Purchase	VERTEX PHARMACEUTICALS INC @ 124.5391 124.53 BROKERAGE 0.01 MERRILL LYNCH PIERCE FENNER & SMIT (ID: 92532F-10-0)	1.000	124.54	(124.54)
4/9 4/14	Purchase	CONCHO RESOURCES INC @ 121.92 487.68 BROKERAGE 0.06 LIQUIDNET INC (ID: 20605P-10-1)	4.000	121.935	(487.74)
4/9 4/14	Purchase	CROWN HOLDINGS INC @ 55.2451 110.49 BROKERAGE 0.03 MERRILL LYNCH PIERCE FENNER & SMIT (ID: 228368-10-6)	2.000	55.26	(110.52)
4/9 4/14	Purchase	CONCHO RESOURCES INC @ 122.2205 855.54 BROKERAGE 0.10 CITIGROUP GLOBAL MKTS INC (ID: 20605P-10-1)	7.000	122.234	(855.64)
4/9 4/14	Purchase	CONCHO RESOURCES INC @ 122.365 489.46 BROKERAGE 0.06 ACADEMY SECURITIES, INC. (ID: 20605P-10-1)	4.000	122.38	(489.52)
4/9 4/14	Purchase	PIONEER NATURAL RESOURCES CO @ 174.7756 1,922.53 BROKERAGE 0.16 MACQUARIE SECURITIES (USA) INC (ID: 723787-10-7)	11.000	174.79	(1,922.69)
4/10 4/15	Purchase	FIDELITY NATIONAL INFORMATION SERVICES @ 63.9043 447.33 BROKERAGE 0.10 UBS SECURITIES LLC (ID: 31620M-10-6)	7.000	63.919	(447.43)
4/10 4/15	Purchase	FIDELITY NATIONAL INFORMATION SERVICES @ 64.1152 64.11 BROKERAGE 0.01 GOLDMAN SACHS & CO. (ID: 31620M-10-6)	1.000	64.12	(64.12)
4/10 4/15	Purchase	FIDELITY NATIONAL INFORMATION SERVICES @ 64.1899 128.37 BROKERAGE 0.04 BAIRD (ROBERT W) & CO. INCORPORAT (ID: 31620M-10-6)	2.000	64.205	(128.41)



NELSON B DELAVAN FOUND. PART A ACCT. R53329000  
For the Period 1/1/15 to 12/31/15

Trade Date Settle Date	Type	Description	Quantity	Per Unit Amount	Market Cost
<b>Settled Securities Purchased</b>					
4/10 4/15	Purchase	VERTEX PHARMACEUTICALS INC @ 128.1801 128.18 BROKERAGE 0.01 UBS SECURITIES LLC (ID: 92532F-10-0)	1.000	128.19	(128.19)
4/10 4/15	Purchase	FIDELITY NATIONAL INFORMATION SERVICES @ 64.3936 64.39 BROKERAGE 0.02 BAIRD (ROBERT W.) & CO. INCORPORAT (ID: 31620M-10-6)	1.000	64.41	(64.41)
4/10 4/15	Purchase	FIDELITY NATIONAL INFORMATION SERVICES @ 65.2163 326.08 BROKERAGE 0.11 GOLDMAN SACHS & CO (ID: 31620M-10-6)	5.000	65.238	(326.19)
4/10 4/15	Purchase	PHILLIPS 66 @ 78.34 470.04 BROKERAGE 0.09 JEFFERIES & COMPANY (ID: 718546-10-4)	6.000	78.355	(470.13)
4/10 4/15	Purchase	PHILLIPS 66 @ 78.1097 937.31 BROKERAGE 0.18 SJ LEVINSON & SONS LLC (ID: 718546-10-4)	12.000	78.124	(937.49)
4/13 4/16	Purchase	FIDELITY NATIONAL INFORMATION SERVICES @ 65.4487 196.34 BROKERAGE 0.04 LIQUIDNET INC (ID: 31620M-10-6)	3.000	65.46	(196.38)
4/13 4/16	Purchase	VERTEX PHARMACEUTICALS INC @ 128.97 128.97 BROKERAGE 0.01 LIQUIDNET INC (ID: 92532F-10-0)	1.000	128.98	(128.98)
4/13 4/16	Purchase	FIDELITY NATIONAL INFORMATION SERVICES @ 65.45 130.90 BROKERAGE 0.04 GOLDMAN SACHS & CO (ID: 31620M-10-6)	2.000	65.47	(130.94)
4/13 4/16	Purchase	CROWN HOLDINGS INC @ 54.8803 54.88 BROKERAGE 0.01 SANFORD C BERNSTEIN & CO INC.(SCB (ID: 228368-10-6)	1.000	54.89	(54.89)
4/15 4/20	Purchase	CROWN HOLDINGS INC @ 54.7473 54.74 BROKERAGE 0.01 CITIGROUP GLOBAL MKTS INC (ID: 228368-10-6)	1.000	54.75	(54.75)



NELSON B DELAVAN FOUND. PART A ACCT. R53329000  
For the Period 1/1/15 to 12/31/15



007407302900100002820

Trade Date	Settle Date	Type	Description	Quantity	Per Unit Amount	Market Cost
<b>Settled Securities Purchased</b>						
4/17	4/22	Purchase	CROWN HOLDINGS INC @ 54.7071 54.70 BROKERAGE 0.02 DEUTSCHE BANC ALEX BROWN INC (ID: 228368-10-6)	1.000	54.72	(54.72)
4/17	4/22	Purchase	WABCO HOLDINGS INC @ 125.987 881.90 BROKERAGE 0.10 KNIGHT EQUITY MARKETS L.P. (ID: 92927K-10-2)	7.000	126.00	(882.00)
4/20	4/23	Purchase	CROWN HOLDINGS INC @ 54.3244 54.32 BROKERAGE 0.01 UBS SECURITIES LLC (ID: 228368-10-6)	1.000	54.33	(54.33)
4/20	4/23	Purchase	WABCO HOLDINGS INC @ 128.8225 1,932.33 BROKERAGE 0.22 MORGAN STANLEY & CO LLC (ID: 92927K-10-2)	15.000	128.837	(1,932.55)
4/21	4/24	Purchase	ABBOTT LABORATORIES @ 47.0229 752.36 BROKERAGE 0.36 FIRST UNION CAPITAL MARKETS (ID: 002824-10-0)	16.000	47.045	(752.72)
4/22	4/27	Purchase	MASTERCARD INC - CLASS A @ 91.585 824.26 BROKERAGE 0.13 S G COWEN & CO (ID: 57636Q-10-4)	9.000	91.599	(824.39)
4/22	4/27	Purchase	ABBOTT LABORATORIES @ 47.3637 47.36 BROKERAGE 0.02 FIRST UNION CAPITAL MARKETS (ID: 002824-10-0)	1.000	47.38	(47.38)
4/22	4/27	Purchase	ABBOTT LABORATORIES @ 48.1076 144.32 BROKERAGE 0.04 CITIGROUP GLOBAL MKTS INC (ID: 002824-10-0)	3.000	48.12	(144.36)
4/22	4/27	Purchase	ABBOTT LABORATORIES @ 48.0598 96.11 BROKERAGE 0.03 SJ LEVINSON & SONS LLC (ID: 002824-10-0)	2.000	48.07	(96.14)
4/22	4/27	Purchase	ABBOTT LABORATORIES @ 47.9447 95.88 BROKERAGE 0.04 S G COWEN & CO (ID: 002824-10-0)	2.000	47.96	(95.92)
4/23	4/28	Purchase	ABBOTT LABORATORIES @ 48.1547 288.92 BROKERAGE 0.09 KNIGHT EQUITY MARKETS L.P. (ID: 002824-10-0)	6.000	48.168	(289.01)

J.P. Morgan



NELSON B DELAVAN FOUND, PART A ACCT, R53329000  
For the Period 1/1/15 to 12/31/15

Trade Date	Settle Date	Type	Description	Quantity	Per Unit Amount	Market Cost
<b>Settled Securities Purchased</b>						
4/23	4/28	Purchase	ABBOTT LABORATORIES @ 48.4332 48 43 BROKERAGE 0 01 MORGAN STANLEY & CO LLC (ID: 002824-10-0)	1,000	48.44	(48.44)
4/23	4/28	Purchase	ABBOTT LABORATORIES @ 48.4974 145.49 BROKERAGE 0.04 MORGAN STANLEY & CO. LLC (ID: 002824-10-0)	3,000	48.51	(145.53)
4/24	4/29	Purchase	ABBOTT LABORATORIES @ 48.3995 145.19 BROKERAGE 0.04 CITIGROUP GLOBAL MKTS INC (ID: 002824-10-0)	3,000	48.41	(145.23)
4/24	4/29	Purchase	ABBOTT LABORATORIES @ 48.3631 48.36 BROKERAGE 0.01 KNIGHT EQUITY MARKETS L P (ID: 002824-10-0)	1,000	48.37	(48.37)
4/27	4/30	Purchase	ABBOTT LABORATORIES @ 47.5792 47.57 BROKERAGE 0.01 KNIGHT EQUITY MARKETS L P. (ID: 002824-10-0)	1,000	47.58	(47.58)
4/27	4/30	Purchase	CBS CORP CLASS B W/1 @ 62.2553 1,307.36 BROKERAGE 0.31 MORGAN STANLEY & CO. LLC (ID: 124857-20-2)	21,000	62.27	(1,307.67)
4/27	4/30	Purchase	CROWN HOLDINGS INC @ 55.1601 55.16 BROKERAGE 0.01 CITIGROUP GLOBAL MKTS INC (ID: 228368-10-6)	1,000	55.17	(55.17)
4/27	4/30	Purchase	FACEBOOK INC-A @ 82.4546 1,319.27 BROKERAGE 0.24 KNIGHT EQUITY MARKETS L.P (ID: 30303M-10-2)	16,000	82.469	(1,319.51)
4/28	5/1	Purchase	CROWN HOLDINGS INC @ 55.1709 55.17 BROKERAGE 0.02 MERRILL LYNCH PIERCE FENNER & SMIT (ID: 228368-10-6)	1,000	55.19	(55.19)
4/28	5/1	Purchase	ABBOTT LABORATORIES @ 47.5333 95.06 BROKERAGE 0.04 CITIGROUP GLOBAL MKTS INC (ID: 002824-10-0)	2,000	47.55	(95.10)
4/28	5/1	Purchase	ABBOTT LABORATORIES @ 47.615 47.61 BROKERAGE 0.01 LIQUIDNET INC (ID: 002824-10-0)	1,000	47.62	(47.62)



NELSON B DELAVAN FOUND. PART A ACCT. R63329000  
For the Period 1/1/15 to 12/31/15



007407302900100002821

Trade Date	Settle Date	Type	Description	Quantity	Per Unit Amount	Market Cost
<b>Settled Securities Purchased</b>						
4/28	5/1	Purchase	MCKESSON CORP @ 228.52 457 04 BROKERAGE 0.03 JEFFERIES & COMPANY (ID: 58155Q-10-3)	2,000	228.535	(457.07)
4/28	5/1	Purchase	MCKESSON CORP @ 228.1527 912.61 BROKERAGE 0.06 SJ LEVINSON & SONS LLC (ID: 58155Q-10-3)	4,000	228.168	(912.67)
4/29	5/4	Purchase	MCKESSON CORP @ 227.1103 454.22 BROKERAGE 0.03 MERRILL LYNCH PIERCE FENNER & SMIT (ID: 58155Q-10-3)	2,000	227.125	(454.25)
4/29	5/4	Purchase	MCKESSON CORP @ 226.45 452.90 BROKERAGE 0.03 LIQIDNET INC (ID: 58155Q-10-3)	2,000	226.465	(452.93)
4/29	5/4	Purchase	MCKESSON CORP @ 225.85 903.40 BROKERAGE 0.06 INVESTMENT TECHNOLOGY GROUP (ITG) (ID: 58155Q-10-3)	4,000	225.865	(903.46)
4/29	5/4	Purchase	ABBOTT LABORATORIES @ 47.2718 47.27 BROKERAGE 0.02 CREDIT SUISSE FIRST BOSTON LLC (ID: 002824-10-0)	1,000	47.29	(47.29)
4/29	5/4	Purchase	ABBOTT LABORATORIES @ 47.209 47.20 BROKERAGE 0.02 CREDIT SUISSE FIRST BOSTON LLC (ID: 002824-10-0)	1,000	47.22	(47.22)
4/29	5/4	Purchase	MCKESSON CORP @ 225.425 225.42 BROKERAGE 0.01 MERRILL LYNCH PIERCE FENNER & SMIT (ID: 58155Q-10-3)	1,000	225.43	(225.43)
4/30	5/5	Purchase	ABBOTT LABORATORIES @ 46.6175 46.61 BROKERAGE 0.02 MERRILL LYNCH PIERCE FENNER & SMIT (ID: 002824-10-0)	1,000	46.63	(46.63)
4/30	5/5	Purchase	MCKESSON CORP @ 224.1651 224.16 BROKERAGE 0.01 LOOP CAPITAL MARKETS LLC (ID: 58155Q-10-3)	1,000	224.17	(224.17)
5/7	5/12	Purchase	TIFFANY & CO @ 87.9286 703.42 BROKERAGE 0.18 BMO NESBITT BURNS CORP (ID: 886547-10-8)	8,000	87.95	(703.60)

J.P. Morgan



NELSON B DELAVAN FOUND. PART A ACCT. R53329000  
For the Period 1/1/15 to 12/31/15

Trade Date Settle Date	Type	Description	Quantity	Per Unit Amount	Market Cost
<b>Settled Securities Purchased</b>					
5/7	Purchase	WELLS FARGO & CO @ 54.7895 1,205.36 BROKERAGE	22,000	54.804	(1,205.69)
5/12		0.33 MORGAN STANLEY & CO LLC (ID: 949746-10-1)			
5/7	Purchase	TIFFANY & CO @ 87.8823 263.64 BROKERAGE 0.06	3,000	87.90	(263.70)
5/12		DEUTSCHE BANC ALEX BROWN INC (ID: 886547-10-8)			
5/8	Purchase	NXP SEMICONDUCTORS NV @ 103.6763 1,140.43	11,000	103.69	(1,140.59)
5/13		BROKERAGE 0.16 UBS SECURITIES LLC (ID: N6596X-10-9)			
5/8	Purchase	NXP SEMICONDUCTORS NV @ 103.7176 207.43	2,000	103.73	(207.46)
5/13		BROKERAGE 0.03 JEFFERIES & COMPANY (ID: N6596X-10-9)			
5/8	Purchase	NXP SEMICONDUCTORS NV @ 103.9026 519.51	5,000	103.916	(519.58)
5/13		BROKERAGE 0.07 JEFFERIES & COMPANY (ID: N6596X-10-9)			
5/8	Purchase	NXP SEMICONDUCTORS NV @ 103.7888 1,245.46	12,000	103.803	(1,245.64)
5/13		BROKERAGE 0.18 UBS SECURITIES LLC (ID: N6596X-10-9)			
5/8	Purchase	TIFFANY & CO @ 88.6768 177.35 BROKERAGE 0.03	2,000	88.69	(177.38)
5/13		CITIGROUP GLOBAL MKTS INC (ID: 886547-10-8)			
5/8	Purchase	TIFFANY & CO @ 88.7144 1,054.57 BROKERAGE 0.27	12,000	88.737	(1,064.84)
5/13		DEUTSCHE BANC ALEX BROWN INC (ID: 886547-10-8)			
5/8	Purchase	TIFFANY & CO @ 88.6623 354.64 BROKERAGE 0.09	4,000	88.683	(354.73)
5/13		DEUTSCHE BANC ALEX BROWN INC (ID: 886547-10-8)			
5/11	Purchase	TIFFANY & CO @ 88.1006 528.60 BROKERAGE 0.13	6,000	88.122	(528.73)
5/14		ISI GROUP INC. (ID: 886547-10-8)			
5/13	Purchase	MCKESSON CORP @ 233.64 2,102.76 BROKERAGE 0.13	9,000	233.654	(2,102.89)
5/18		SEI FINANCIAL SERVICES CO (ID: 58155Q-10-3)			



NELSON B DELAVAN FOUND. PART A ACCT. R53329000  
For the Period 1/1/15 to 12/31/15



007407302900100002822

Trade Date	Settle Date	Type	Description	Quantity	Per Unit Amount	Market Cost
<b>Settled Securities Purchased</b>						
5/13	5/18	Purchase	TE CONNECTIVITY LTD @ 69.4555 69.45 BROKERAGE 0.01 SANFORD C. BERNSTEIN & CO. INC (SCB (ID: H84989-10-4)	1 000	69.46	(69.46)
5/14	5/19	Purchase	CABOT OIL & GAS CORP CL A @ 35.3401 600.78 BROKERAGE 0.38 MORGAN STANLEY & CO. LLC (ID: 127097-10-3)	17 000	35.362	(601.16)
5/14	5/19	Purchase	TE CONNECTIVITY LTD @ 69.9989 69.99 BROKERAGE 0.01 SANFORD C. BERNSTEIN & CO INC (SCB (ID H84989-10-4)	1 000	70.00	(70.00)
5/14	5/19	Purchase	TE CONNECTIVITY LTD @ 70.1117 140.22 BROKERAGE 0 03 LIQUIDNET INC (ID: H84989-10-4)	2 000	70.125	(140.25)
5/15	5/20	Purchase	TE CONNECTIVITY LTD @ 70.0199 70.01 BROKERAGE 0.01 LIQUIDNET INC (ID: H84989-10-4)	1.000	70.02	(70.02)
5/15	5/20	Purchase	TE CONNECTIVITY LTD @ 70.0748 70.07 BROKERAGE 0 02 MORGAN STANLEY & CO. LLC (ID: H84989-10-4)	1.000	70.09	(70.09)
5/15	5/20	Purchase	CABOT OIL & GAS CORP CL A @ 35.20 105.60 BROKERAGE 0.06 MERRILL LYNCH PIERCE FENNER & SMIT (ID: 127097-10-3)	3.000	35.22	(105.66)
5/15	5/20	Purchase	CABOT OIL & GAS CORP CL A @ 35.2637 317.37 BROKERAGE 0.20 MORGAN STANLEY & CO LLC (ID: 127097-10-3)	9.000	35.286	(317.57)
5/15	5/20	Purchase	CABOT OIL & GAS CORP CL A @ 35.3714 212.22 BROKERAGE 0 13 DEUTSCHE BANC ALEX BROWN INC (ID: 127097-10-3)	6.000	35.392	(212.35)
5/15	5/20	Purchase	CABOT OIL & GAS CORP CL A @ 35.3824 70.76 BROKERAGE 0.04 MACQUARIE SECURITIES (USA) INC (ID: 127097-10-3)	2 000	35.40	(70.80)

J.P. Morgan



NELSON B DELAVAN FOUND. PART A ACCT. R53329000  
For the Period 1/1/15 to 12/31/15

Trade Date	Settle Date	Type	Description	Quantity	Per Unit Amount	Market Cost
<b>Settled Securities Purchased</b>						
5/18	5/21	Purchase	TE CONNECTIVITY LTD @ 70.5935 70.59 BROKERAGE 0.01 GOLDMAN SACHS & CO. (ID: H84989-10-4)	1.000	70.60	(70.60)
5/18	5/21	Purchase	TE CONNECTIVITY LTD @ 70.5616 70.56 BROKERAGE 0.02 MORGAN STANLEY & CO. LLC (ID: H84989-10-4)	1.000	70.58	(70.58)
5/18	5/21	Purchase	CABOT OIL & GAS CORP CL A @ 35.0986 315.88 BROKERAGE 0.20 MORGAN STANLEY & CO. LLC (ID: 127097-10-3)	9.000	35.12	(316.08)
5/18	5/21	Purchase	CABOT OIL & GAS CORP CL A @ 35.1916 175.95 BROKERAGE 0.11 MERRILL LYNCH PIERCE FENNER & SMIT (ID: 127097-10-3)	5.000	35.212	(176.06)
5/19	5/22	Purchase	TE CONNECTIVITY LTD @ 70.5996 70.59 BROKERAGE 0.01 MERRILL LYNCH PIERCE FENNER & SMIT (ID: H84989-10-4)	1.000	70.60	(70.60)
5/21	5/27	Purchase	TE CONNECTIVITY LTD @ 70.41 70.41 BROKERAGE 0.01 INVESTMENT TECHNOLOGY GROUP (ITG) (ID: H84989-10-4)	1.000	70.42	(70.42)
5/29	6/3	Purchase	LAM RESEARCH CORP @ 82.4545 577.18 BROKERAGE 0.10 SANFORD C. BERNSTEIN & CO. INC (SCB (ID: 512807-10-8)	7.000	82.469	(577.28)
5/29	6/3	Purchase	NXP SEMICONDUCTORS NV @ 111.3841 445.53 BROKERAGE 0.06 SANFORD C. BERNSTEIN & CO INC (SCB (ID: N6596X-10-9)	4.000	111.398	(445.59)
5/29	6/3	Purchase	NXP SEMICONDUCTORS NV @ 111.3893 1,002.50 BROKERAGE 0.13 LIQUIDNET INC (ID: N6596X-10-9)	9.000	111.403	(1,002.63)
5/29	6/3	Purchase	LAM RESEARCH CORP @ 82.5611 1,403.53 BROKERAGE 0.25 SANFORD C BERNSTEIN & CO INC (SCB (ID: 512807-10-8)	17.000	82.575	(1,403.78)



NELSON B DELAVAN FOUND. PART A ACCT. R53929000  
For the Period 1/1/15 to 12/31/15



007407302900100002823

Trade Date	Settle Date	Type	Description	Quantity	Per Unit Amount	Market Cost
<b>Settled Securities Purchased</b>						
6/1	6/4	Purchase	AT&T INC @ 34.522 1,277.31 BROKERAGE 0.55	37,000	34.537	(1,277.86)
			MORGAN STANLEY & CO. LLC (ID: 00206R-10-2)			
6/1	6/4	Purchase	AT&T INC @ 34.495 517.42 BROKERAGE 0.22	15,000	34.509	(517.64)
			CITIGROUP GLOBAL MKTS INC (ID: 00206R-10-2)			
6/1	6/4	Purchase	AT&T INC @ 34 5028 1,173.09 BROKERAGE 0.51	34,000	34 518	(1,173.60)
			KNIGHT EQUITY MARKETS L.P. (ID: 00206R-10-2)			
6/2	6/5	Purchase	AT&T INC @ 34 4125 1,961.51 BROKERAGE 0.85 RBC	57,000	34.427	(1,962.36)
			CAPITAL MARKETS CORPORATION (ID: 00206R-10-2)			
6/4	6/9	Purchase	ELI LILLY & CO @ 77.9096 77.90 BROKERAGE 0.01	1,000	77.91	(77.91)
			MERRILL LYNCH PIERCE FENNER & SMIT (ID: 532457-10-8)			
6/4	6/9	Purchase	ELI LILLY & CO @ 77.718 155.43 BROKERAGE 0.03	2,000	77.73	(155.46)
			KNIGHT EQUITY MARKETS L P (ID: 532457-10-8)			
6/4	6/9	Purchase	ELI LILLY & CO @ 78.44 78.44 BROKERAGE 0.02 CRT	1,000	78.46	(78.46)
			CAPITAL GROUP LLC (ID: 532457-10-8)			
6/4	6/9	Purchase	MORGAN STANLEY @ 38.9805 1,052.47 BROKERAGE	27,000	38.995	(1,052.87)
			0.40 KNIGHT EQUITY MARKETS L.P. (ID: 617446-44-8)			
6/4	6/9	Purchase	PFIZER INC @ 34.401 1,135.23 BROKERAGE 0.49	33,000	34.416	(1,135.72)
			KNIGHT EQUITY MARKETS L.P. (ID: 717081-10-3)			
6/4	6/9	Purchase	WELLS FARGO & CO @ 56.4979 847.46 BROKERAGE	15,000	56.512	(847.68)
			0.22 KNIGHT EQUITY MARKETS L.P. (ID: 949746-10-1)			
6/4	6/9	Purchase	ELI LILLY & CO @ 77.8415 77.84 BROKERAGE 0.02 S	1,000	77.86	(77.86)
			G COWEN & CO (ID: 532457-10-8)			
6/5	6/10	Purchase	ELI LILLY & CO @ 77.5119 77.51 BROKERAGE 0.01	1,000	77.52	(77.52)
			CITIGROUP GLOBAL MKTS INC (ID: 532457-10-8)			



NELSON B DELAVAN FOUND. PART A ACCT. R53329000  
For the Period 1/1/15 to 12/31/15

Trade Date	Settle Date	Type	Description	Quantity	Per Unit Amount	Market Cost
<b>Settled Securities Purchased</b>						
6/5	6/11	Purchase	ELI LILLY & CO @ 78.0412 78.04 BROKERAGE 0.02 UBS SECURITIES LLC (ID: 532457-10-8)	1.000	78.06	(78.06)
6/8	6/11	Purchase	ELI LILLY & CO @ 78.3412 78.34 BROKERAGE 0.01 MERRILL LYNCH PIERCE FENNER & SMIT (ID: 532457-10-8)	1.000	78.35	(78.35)
6/8	6/11	Purchase	ELI LILLY & CO @ 78.5173 78.51 BROKERAGE 0.01 LIQUIDNET INC (ID: 532457-10-8)	1.000	78.52	(78.52)
6/8	6/11	Purchase	ELI LILLY & CO @ 78.5416 78.54 BROKERAGE 0.02 S G COWEN & CO (ID: 532457-10-8)	1.000	78.56	(78.56)
6/8	6/12	Purchase	ELI LILLY & CO @ 78.7161 78.71 BROKERAGE 0.01 CITIGROUP GLOBAL MKTS INC (ID: 532457-10-8)	1.000	78.72	(78.72)
6/9	6/12	Purchase	ELI LILLY & CO @ 78.6517 78.65 BROKERAGE 0.01 KNIGHT EQUITY MARKETS L.P. (ID: 532457-10-8)	1.000	78.66	(78.66)
6/9	6/12	Purchase	ELI LILLY & CO @ 79.1007 79.10 BROKERAGE 0.01 CREDIT SUISSE FIRST BOSTON LLC (ID: 532457-10-8)	1.000	79.11	(79.11)
6/10	6/15	Purchase	ELI LILLY & CO @ 82.105 82.10 BROKERAGE 0.01 KNIGHT EQUITY MARKETS L.P. (ID: 532457-10-8)	1.000	82.11	(82.11)
6/10	6/15	Purchase	ELI LILLY & CO @ 82.8887 82.88 BROKERAGE 0.01 KNIGHT EQUITY MARKETS L.P. (ID: 532457-10-8)	1.000	82.89	(82.89)
6/10	6/15	Purchase	ELI LILLY & CO @ 82.7426 82.74 BROKERAGE 0.01 KNIGHT EQUITY MARKETS L.P. (ID: 532457-10-8)	1.000	82.75	(82.75)
6/11	6/16	Purchase	ELI LILLY & CO @ 83.6787 83.67 BROKERAGE 0.01 CITIGROUP GLOBAL MKTS INC (ID: 532457-10-8)	1.000	83.68	(83.68)
6/11	6/16	Purchase	ELI LILLY & CO @ 86.7259 86.72 BROKERAGE 0.01 CITIGROUP GLOBAL MKTS INC (ID: 532457-10-8)	1.000	86.73	(86.73)
6/11	6/16	Purchase	ELI LILLY & CO @ 86.0615 86.06 BROKERAGE 0.01 KNIGHT EQUITY MARKETS L.P. (ID: 532457-10-8)	1.000	86.07	(86.07)



NELSON B DELAVAN FOUND. PART A ACCT. R53329000  
For the Period 1/1/15 to 12/31/15



007407302900100002824

Trade Date	Settle Date	Type	Description	Quantity	Per Unit Amount	Market Cost
<b>Settled Securities Purchased</b>						
6/11	6/16	Purchase	ELI LILLY & CO @ 85.8183 85.81 BROKERAGE 0.01 WEEDEN AND CO (ID: 532457-10-8)	1,000	85.82	(85.82)
6/11	6/16	Purchase	ELI LILLY & CO @ 86.7529 260 25 BROKERAGE 0.04 CREDIT SUISSE FIRST BOSTON LLC (ID: 532457-10-8)	3,000	86.763	(260.29)
6/12	6/17	Purchase	ELI LILLY & CO @ 84.403 84.40 BROKERAGE 0.01 CITIGROUP GLOBAL MKTS INC (ID: 532457-10-8)	1,000	84.41	(84.41)
6/12	6/17	Purchase	ELI LILLY & CO @ 84.6249 84.62 BROKERAGE 0.01 WEEDEN AND CO (ID: 532457-10-8)	1,000	84.63	(84.63)
6/12	6/17	Purchase	ELI LILLY & CO @ 84.051 84.05 BROKERAGE 0.02 CREDIT SUISSE FIRST BOSTON LLC (ID: 532457-10-8)	1,000	84.07	(84.07)
6/12	6/17	Purchase	ELI LILLY & CO @ 84.2136 252.64 BROKERAGE 0.04 CREDIT SUISSE FIRST BOSTON LLC (ID: 532457-10-8)	3,000	84.227	(252.68)
6/12	6/17	Purchase	ELI LILLY & CO @ 84.1759 84.17 BROKERAGE 0.01 WEEDEN AND CO (ID: 532457-10-8)	1,000	84.18	(84.18)
6/15	6/18	Purchase	ELI LILLY & CO @ 83.9836 83.98 BROKERAGE 0.01 CITIGROUP GLOBAL MKTS INC (ID: 532457-10-8)	1,000	83.99	(83.99)
6/15	6/18	Purchase	ELI LILLY & CO @ 84.1078 84.10 BROKERAGE 0.01 CITIGROUP GLOBAL MKTS INC (ID: 532457-10-8)	1,000	84.11	(84.11)
6/17	6/22	Purchase	ELI LILLY & CO @ 83.6671 83.66 BROKERAGE 0.01 CITIGROUP GLOBAL MKTS INC (ID: 532457-10-8)	1,000	83.67	(83.67)
6/18	6/23	Purchase	SCHWAB CHARLES CORP @ 32.7941 65.58 BROKERAGE 0.03 MERRILL LYNCH PIERCE FENNER & SMIT (ID: 808513-10-5)	2,000	32.805	(65.61)
6/18	6/23	Purchase	DOW CHEMICAL CO @ 53.6724 858.75 BROKERAGE 0.36 CITIGROUP GLOBAL MKTS INC (ID: 260543-10-3)	16,000	53.694	(859.11)
6/18	6/23	Purchase	SCHWAB CHARLES CORP @ 33.0314 99.09 BROKERAGE 0.04 JEFFERIES & COMPANY (ID: 808513-10-5)	3,000	33.043	(99.13)

J.P.Morgan



NELSON B DELAVAN FOUND. PART A ACCT. R53329000  
For the Period 1/1/15 to 12/31/15

Trade Date	Settle Date	Type	Description	Quantity	Per Unit Amount	Market Cost
<b>Settled Securities Purchased</b>						
6/18	6/23	Purchase	DOW CHEMICAL CO @ 53.5864 1,821.93 BROKERAGE 0.76 CITIGROUP GLOBAL MKTS INC (ID: 260543-10-3)	34,000	53.609	(1,822.69)
6/18	6/23	Purchase	SCHWAB CHARLES CORP @ 32.9394 428.21 BROKERAGE 0.19 LOOP CAPITAL MARKETS LLC (ID: 808513-10-5)	13,000	32.954	(428.40)
6/18	6/23	Purchase	SCHWAB CHARLES CORP @ 32.9909 593.83 BROKERAGE 0.27 CREDIT SUISSE FIRST BOSTON LLC (ID: 808513-10-5)	18,000	33.006	(594.10)
6/18	6/23	Purchase	DOW CHEMICAL CO @ 53.6871 53.68 BROKERAGE 0.01 STATE STREET GLOBAL MARKETS, LLC (ID: 260543-10-3)	1,000	53.69	(53.69)
6/22	6/25	Purchase	MOLSON COORS BREWING CO CL B @ 73.9927 369.96 BROKERAGE 0.07 UBS SECURITIES LLC (ID: 60871R-20-9)	5,000	74.006	(370.03)
6/22	6/25	Purchase	MOLSON COORS BREWING CO CL B @ 73.8571,255.56 BROKERAGE 0.25 CITIGROUP GLOBAL MKTS INC (ID: 60871R-20-9)	17,000	73.871	(1,255.81)
6/22	6/25	Purchase	MOLSON COORS BREWING CO CL B @ 73.9098 517.36 BROKERAGE 0.10 MORGAN STANLEY & CO LLC (ID: 60871R-20-9)	7,000	73.923	(517.46)
6/23	6/26	Purchase	AETNA INC @ 127.8424 639.21 BROKERAGE 0.11 BMO NESBITT BURNS CORP (ID: 00817Y-10-8)	5,000	127.864	(639.32)
6/23	6/26	Purchase	MOLSON COORS BREWING CO CL B @ 73.1581 585.26 BROKERAGE 0.18 INSTINET (ID: 60871R-20-9)	8,000	73.18	(585.44)
6/23	6/26	Purchase	MOLSON COORS BREWING CO CL B @ 72.7105 436.26 BROKERAGE 0.13 INSTINET (ID: 60871R-20-9)	6,000	72.732	(436.39)
6/23	6/26	Purchase	AETNA INC @ 128.4775 385.43 BROKERAGE 0.06 CREDIT SUISSE FIRST BOSTON LLC (ID: 00817Y-10-8)	3,000	128.497	(385.49)



NELSON B DELAVAN FOUND. PART A ACCT. R53329000  
For the Period 1/1/15 to 12/31/15



007407302900100002825

Trade Date	Settle Date	Type	Description	Quantity	Per Unit Amount	Market Cost
<b>Settled Securities Purchased</b>						
6/18	6/29	Purchase	DOW CHEMICAL CO @ 53.50 160.50 BROKERAGE 0.06 BNP PARIBAS SECURITIES BOND (ID: 260543-10-3)	3,000	53.52	(160.56)
6/24	6/29	Purchase	AETNA INC @ 126.85 634.25 BROKERAGE 0.11 CREDIT SUISSE FIRST BOSTON LLC (ID: 00817Y-10-8)	5,000	126.872	(634.36)
6/24	6/29	Purchase	AETNA INC @ 127.6849 127.68 BROKERAGE 0.02 CREDIT SUISSE FIRST BOSTON LLC (ID: 00817Y-10-8)	1,000	127.70	(127.70)
6/30	7/6	Purchase	AMAZON COM INC @ 434.6866 434.68 BROKERAGE 0.02 UBS SECURITIES LLC (ID: 023135-10-6)	1,000	434.70	(434.70)
7/1	7/7	Purchase	AMAZON COM INC @ 438.104 438.10 BROKERAGE 0.02 UBS SECURITIES LLC (ID: 023135-10-6)	1,000	438.12	(438.12)
7/1	7/7	Purchase	AMAZON COM INC @ 438.3915 438.39 BROKERAGE 0.01 SJ LEVINSON & SONS LLC (ID: 023135-10-6)	1,000	438.40	(438.40)
7/2	7/8	Purchase	ALEXION PHARMACEUTICALS INC @ 184.0905 184.09 BROKERAGE 0 01 CITIGROUP GLOBAL MKTS INC (ID: 015351-10-9)	1,000	184.10	(184.10)
7/2	7/8	Purchase	ELI LILLY & CO @ 85.4099 170.81 BROKERAGE 0 04 MERRILL LYNCH PIERCE FENNER & SMIT (ID: 532457-10-8)	2,000	85.425	(170.85)
7/2	7/8	Purchase	ELI LILLY & CO @ 85.2889 85.28 BROKERAGE 0.01 KNIGHT EQUITY MARKETS L.P. (ID: 532457-10-8)	1,000	85.29	(85.29)
7/2	7/8	Purchase	ELI LILLY & CO @ 85.9717 429.85 BROKERAGE 0 07 PENSERRA SECURITIES (ID: 532457-10-8)	5,000	85.984	(429.92)
7/2	7/8	Purchase	ALEXION PHARMACEUTICALS INC @ 184.6405 184.64 BROKERAGE 0 01 CREDIT SUISSE FIRST BOSTON LLC (ID: 015351-10-9)	1,000	184.65	(184.65)
7/6	7/9	Purchase	ELI LILLY & CO @ 86.0481 86.04 BROKERAGE 0.01 CITIGROUP GLOBAL MKTS INC (ID: 532457-10-8)	1,000	86.05	(86.05)

J.P. Morgan



NELSON B DELAVAN FOUN.D. PART A ACCT. R53329000  
For the Period 1/1/15 to 12/31/15

Trade Date Settle Date	Type	Description	Quantity	Per Unit Amount	Market Cost
<b>Settled Securities Purchased</b>					
7/6 7/9	Purchase	ELI LILLY & CO @ 86.16 258.48 BROKERAGE 0 04 ACADEMY SECURITIES, INC (ID: 532457-10-8)	3,000	86.173	(258.52)
7/6 7/9	Purchase	COLUMBIA PIPELINE GROUP -W/I @ 30.75 276 75 BROKERAGE 0 20 GOLDMAN SACHS & CO. (ID: 198280-10-9)	9,000	30.772	(276.95)
7/6 7/9	Purchase	COLUMBIA PIPELINE GROUP -W/I @ 30.5303 213.71 BROKERAGE 0 10 STATE STREET GLOBAL MARKETS, LLC. (ID: 198280-10-9)	7,000	30.544	(213.81)
7/6 7/9	Purchase	COLUMBIA PIPELINE GROUP -W/I @ 30.585 30.58 BROKERAGE 0 01 LIQUIDNET INC (ID: 198280-10-9)	1,000	30.59	(30.59)
7/6 7/9	Purchase	COLUMBIA PIPELINE GROUP -W/I @ 31.0481 465 72 BROKERAGE 0 22 DREXEL HAMILTON LLC (ID: 198280-10-9)	15,000	31.063	(465.94)
7/6 7/9	Purchase	COLUMBIA PIPELINE GROUP -W/I @ 30.4295 486 87 BROKERAGE 0 24 MORGAN STANLEY & CO LLC (ID: 198280-10-9)	16,000	30.444	(487.11)
7/6 7/9	Purchase	COLUMBIA PIPELINE GROUP -W/I @ 30.41 152 05 BROKERAGE 0 07 LOOP CAPITAL MARKETS LLC (ID: 198280-10-9)	5,000	30.424	(152.12)
7/6 7/9	Purchase	ELI LILLY & CO @ 86.253 86 25 BROKERAGE 0 01 CITIGROUP GLOBAL MKTS INC (ID: 532457-10-8)	1,000	86.26	(86.26)
7/7 7/10	Purchase	COLUMBIA PIPELINE GROUP -W/I @ 30.805 30.80 BROKERAGE 0 01 LIQUIDNET INC (ID: 198280-10-9)	1,000	30.81	(30.81)
7/7 7/10	Purchase	ELI LILLY & CO @ 86.8883 173.77 BROKERAGE 0 03 CITIGROUP GLOBAL MKTS INC (ID: 532457-10-8)	2,000	86.90	(173.80)
7/7 7/10	Purchase	ELI LILLY & CO @ 87.2867 87.28 BROKERAGE 0 01 JEFFERIES & COMPANY (ID: 532457-10-8)	1,000	87.29	(87.29)



NELSON B DELAVAN FOUND. PART A ACCT. R53329000  
For the Period 1/1/15 to 12/31/15



007407302900100002826

Trade Date	Settle Date	Type	Description	Quantity	Per Unit Amount	Market Cost
<b>Settled Securities Purchased</b>						
7/7	7/10	Purchase	ELI LILLY & CO @ 87.7021 87.70 BROKERAGE 0.01 MERRILL LYNCH PIERCE FENNER & SMIT (ID: 532457-10-8)	1,000	87.71	(87.71)
7/7	7/10	Purchase	ELI LILLY & CO @ 88.6308 88.63 BROKERAGE 0.01 MERRILL LYNCH PIERCE FENNER & SMIT (ID: 532457-10-8)	1,000	88.64	(88.64)
7/7	7/10	Purchase	COLUMBIA PIPELINE GROUP -WI @ 30.673 92.01 BROKERAGE 0.04 DEUTSCHE BANC ALEX BROWN INC (ID: 198280-10-9)	3,000	30.683	(92.05)
7/7	7/10	Purchase	COLUMBIA PIPELINE GROUP -WI @ 30.7496 61.49 BROKERAGE 0.03 STATE STREET GLOBAL MARKETS, LLC. (ID: 198280-10-9)	2,000	30.76	(61.52)
7/8	7/13	Purchase	ELI LILLY & CO @ 87.95 87.95 BROKERAGE 0.02 JEFFERIES & COMPANY (ID: 532457-10-8)	1,000	87.97	(87.97)
7/8	7/13	Purchase	ALEXION PHARMACEUTICALS INC @ 185.7005 185.70 BROKERAGE 0.01 JEFFERIES & COMPANY (ID: 015351-10-9)	1,000	185.71	(185.71)
7/8	7/13	Purchase	ALEXION PHARMACEUTICALS INC @ 185.2637 185.26 BROKERAGE 0.01 CITIGROUP GLOBAL MKTS INC (ID: 015351-10-9)	1,000	185.27	(185.27)
7/8	7/13	Purchase	ELI LILLY & CO @ 87.6104 350.44 BROKERAGE 0.09 JEFFERIES & COMPANY (ID: 532457-10-8)	4,000	87.633	(350.53)
7/9	7/14	Purchase	ELI LILLY & CO @ 87.5664 87.56 BROKERAGE 0.02 JEFFERIES & COMPANY (ID: 532457-10-8)	1,000	87.58	(87.58)
7/9	7/14	Purchase	ALEXION PHARMACEUTICALS INC @ 187.616 187.61 BROKERAGE 0.01 CITIGROUP GLOBAL MKTS INC (ID: 015351-10-9)	1,000	187.62	(187.62)



NELSON B DELAVAN FOUNDD. PART A ACCT. F53329000  
For the Period 1/1/15 to 12/31/15

Trade Date	Settle Date	Type	Description	Quantity	Per Unit Amount	Market Cost
<b>Settled Securities Purchased</b>						
7/9	7/14	Purchase	ELI LILLY & CO @ 87.72 438.60 BROKERAGE 0 07 CITIGROUP GLOBAL MKTS INC (ID: 532457-10-8)	5,000	87.734	(438.67)
7/10	7/15	Purchase	ELI LILLY & CO @ 87.9141 87.91 BROKERAGE 0.01 CITIGROUP GLOBAL MKTS INC (ID: 532457-10-8)	1,000	87.92	(87.92)
7/10	7/15	Purchase	ALEXION PHARMACEUTICALS INC @ 190.9767 190 97 BROKERAGE 0.01 ACADEMY SECURITIES, INC. (ID: 015351-10-9)	1,000	190 98	(190.98)
7/10	7/15	Purchase	ELI LILLY & CO @ 88.1647 88 16 BROKERAGE 0.02 WELLS FARGO SECURITIES, LLC (ID: 532457-10-8)	1,000	88.18	(88 18)
7/10	7/15	Purchase	ELI LILLY & CO @ 88 3544 176 70 BROKERAGE 0 03 LIQUIDNET INC (ID: 532457-10-8)	2,000	88.365	(176.73)
7/10	7/15	Purchase	ELI LILLY & CO @ 88.2857 88.28 BROKERAGE 0 01 MERRILL LYNCH PIERCE FENNER & SMIT (ID: 532457-10-8)	1,000	88.29	(88 29)
7/10	7/15	Purchase	ALEXION PHARMACEUTICALS INC @ 192 621 192 62 BROKERAGE 0.02 CREDIT SUISSE FIRST BOSTON LLC (ID: 015351-10-9)	1,000	192.64	(192 64)
7/10	7/15	Purchase	ELI LILLY & CO @ 88 335 176.67 BROKERAGE 0 03 ACADEMY SECURITIES, INC. (ID: 532457-10-8)	2,000	88.35	(176.70)
7/13	7/16	Purchase	ALEXION PHARMACEUTICALS INC @ 197 5676 197.56 BROKERAGE 0.01 MERRILL LYNCH PIERCE FENNER & SMIT (ID 015351-10-9)	1,000	197 57	(197.57)
7/13	7/16	Purchase	ELI LILLY & CO @ 89 0447 178 08 BROKERAGE 0 03 INVESTMENT TECHNOLOGY GROUP (ITG) (ID: 532457-10-8)	2,000	89 055	(178.11)
7/13	7/16	Purchase	ELI LILLY & CO @ 89 4556 357.82 BROKERAGE 0 06 LOOP CAPITAL MARKETS LLC (ID: 532457-10-8)	4,000	89.47	(357.88)



NELSON B DELAVAN FOUN. PART A ACCT. R53329000  
For the Period 1/1/15 to 12/31/15



007407302900100002827

Trade Date	Settle Date	Type	Description	Quantity	Per Unit Amount	Market Cost
<b>Settled Securities Purchased</b>						
7/14	7/17	Purchase	ALEXION PHARMACEUTICALS INC @ 204.1374 204.13 BROKERAGE 0.01 CITIGROUP GLOBAL MKTS INC (ID: 015351-10-9)	1.000	204.14	(204.14)
7/14	7/17	Purchase	ELI LILLY & CO @ 88.3738 88.37 BROKERAGE 0.01 CITIGROUP GLOBAL MKTS INC (ID: 532457-10-8)	1.000	88.38	(88.38)
7/14	7/17	Purchase	ELI LILLY & CO @ 88.5598 265.67 BROKERAGE 0.04 LOOP CAPITAL MARKETS LLC (ID: 532457-10-8)	3.000	88.57	(265.71)
7/15	7/20	Purchase	ALEXION PHARMACEUTICALS INC @ 205.7845 205.78 BROKERAGE 0.02 GOLDMAN SACHS & CO. (ID: 015351-10-9)	1.000	205.80	(205.80)
7/15	7/20	Purchase	DOW CHEMICAL CO @ 52.3063 1,307.65 BROKERAGE 0.37 CITIGROUP GLOBAL MKTS INC (ID: 260543-10-3)	25.000	52.321	(1,308.02)
7/15	7/20	Purchase	E I DU PONT DE NEMOURS & CO @ 59.0519 1,417.24 BROKERAGE 0.36 DEUTSCHE BANC ALEX BROWN INC (ID: 263534-10-9)	24.000	59.067	(1,417.60)
7/15	7/20	Purchase	SCHLUMBERGER LTD @ 84.3196 1,517.75 BROKERAGE 0.27 CREDIT SUISSE FIRST BOSTON LLC (ID: 806857-10-8)	18.000	84.334	(1,518.02)
7/21	7/24	Purchase	CHEVRON CORP @ 93.8938 469.46 BROKERAGE 0.11 GOLDMAN SACHS & CO. (ID: 166764-10-0)	5.000	93.914	(469.57)
7/21	7/24	Purchase	CHEVRON CORP @ 93.5951 187.19 BROKERAGE 0.03 KNIGHT EQUITY MARKETS L.P. (ID: 166764-10-0)	2.000	93.61	(187.22)
7/22	7/27	Purchase	CHEVRON CORP @ 93.8324 93.83 BROKERAGE 0.01 KNIGHT EQUITY MARKETS L.P. (ID: 166764-10-0)	1.000	93.84	(93.84)
7/22	7/27	Purchase	CHEVRON CORP @ 93.875 93.87 BROKERAGE 0.01 FIRST NEW YORK SECURITIES LLC (ID: 166764-10-0)	1.000	93.88	(93.88)
7/22	7/27	Purchase	MCKESSON CORP @ 234.9164 1,409.49 BROKERAGE 0.09 CITIGROUP GLOBAL MKTS INC (ID: 58155Q-10-3)	6.000	234.93	(1,409.58)

J.P. Morgan



NELSON B DELAVAN FOUND. PART A ACCT. R53329000  
For the Period 1/1/15 to 12/31/15

Trade Date	Type	Description	Quantity	Per Unit Amount	Market Cost
<b>Settled Securities Purchased</b>					
7/22	Purchase	CITIGROUP INC NEW @ 60.3515 1,146 86 BROKERAGE	19 000	60.376	(1,147.14)
7/27		0 28 DEUTSCHE BANC ALEX BROWN INC (ID: 172967-42-4)			
7/22	Purchase	MCKESSON CORP @ 234 7753 939.10 BROKERAGE 0.06	4,000	234.79	(939.16)
7/27		LOOP CAPITAL MARKETS LLC (ID: 58155Q-10-3)			
7/22	Purchase	CHEVRON CORP @ 94.1152 376 46 BROKERAGE 0 06	4,000	94.13	(376.52)
7/27		BARCLAYS CAPITAL LE (ID: 166764-10-0)			
7/22	Purchase	CHEVRON CORP @ 93.702 843.31 BROKERAGE 0 20	9 000	93.723	(843.51)
7/27		BARCLAYS CAPITAL LE (ID: 166764-10-0)			
7/27	Purchase	JPM GLBL BD OPP FD -SEL FUND 3294 JP MORGAN	6,974.075	10.20	(71,135 56)
7/28		CHASE BANK AS SHAREHOLDER SERVICING AGENT @ 10.20 (ID 46637K-66-7)			
7/27	Purchase	BROWN ADV JAPAN ALPHA OPP-IS (ID: 115233-57-9)	2,739.944	12.64	(34,632 89)
7/28					
7/27	Purchase	T ROWE PRICE OVERSEAS STOCK (ID: 77956H-75-7)	1,858.819	9.95	(18,495.25)
7/28					
7/23	Purchase	CHEVRON CORP @ 93.6914 93 69 BROKERAGE 0 01	1 000	93 70	(93 70)
7/28		CITIGROUP GLOBAL MKTS INC (ID: 166764-10-0)			
7/23	Purchase	CHEVRON CORP @ 93 2046 186.40 BROKERAGE 0 04	2 000	93.22	(186 44)
7/28		CITIGROUP GLOBAL MKTS INC (ID: 166764-10-0)			
7/23	Purchase	MCKESSON CORP @ 233.9495 233.94 BROKERAGE 0.01	1 000	233.95	(233.95)
7/28		CITIGROUP GLOBAL MKTS INC (ID: 58155Q-10-3)			
7/23	Purchase	CHEVRON CORP @ 93 2379 186 47 BROKERAGE 0 04	2,000	93.255	(186.51)
7/28		CITIGROUP GLOBAL MKTS INC (ID: 166764-10-0)			
7/23	Purchase	CHEVRON CORP @ 92.8719 92.87 BROKERAGE 0 01	1 000	92 88	(92.88)
7/28		CITIGROUP GLOBAL MKTS INC (ID: 166764-10-0)			



NELSON B DELAVAN FOUND. PART A ACCT. R53329000  
For the Period 1/1/15 to 12/31/15



007407302900100002828

Trade Date	Settle Date	Type	Description	Quantity	Per Unit Amount	Market Cost
<b>Settled Securities Purchased</b>						
7/27	7/30	Purchase	PFIZER INC @ 34.1354 238.94 BROKERAGE 0.15 BMO NESBITT BURNS CORP (ID: 717081-10-3)	7.000	34.156	(239.09)
7/27	7/30	Purchase	PFIZER INC @ 34.1135 136.45 BROKERAGE 0.09 MORGAN STANLEY & CO. LLC (ID: 717081-10-3)	4.000	34.135	(136.54)
7/27	7/30	Purchase	PFIZER INC @ 34.2873 411.44 BROKERAGE 0.27 BMO NESBITT BURNS CORP (ID: 717081-10-3)	12.000	34.309	(411.71)
7/27	7/30	Purchase	VANGUARD FTSE EUROPE ETF @ 54.2291 11,550.79 BROKERAGE 4.79 JPMORGAN CLEARING CORP (ID: 922042-87-4)	213.000	54.252	(11,555.58)
7/27	7/30	Purchase	VANGUARD FTSE EUROPE ETF @ 54.2218 23,749.14 BROKERAGE 6.57 CITIGROUP GLOBAL MKTS INC (ID: 922042-87-4)	438.000	54.237	(23,755.71)
7/27	7/30	Purchase	EQT CORPORATION @ 75.9381 2,581.89 BROKERAGE 0.51 DEUTSCHE BANC ALEX BROWN INC (ID: 26884L-10-9)	34.000	75.953	(2,582.40)
7/27	7/30	Purchase	PFIZER INC @ 34.2946 205.76 BROKERAGE 0.13 MORGAN STANLEY & CO. LLC (ID: 717081-10-3)	6.000	34.315	(205.89)
7/27	7/30	Purchase	VALEANT PHARMACEUTICALS INTE @ 256.5236 513.04 BROKERAGE 0.04 MORGAN STANLEY & CO. LLC (ID: 91911K-10-2)	2.000	256.54	(513.08)
7/27	7/30	Purchase	DEUTSCHE XTRAC MSCI EAFE HEDGE FD @ 28.9066 55,674.11 BROKERAGE 28.89 MERRILL LYNCH PIERCE FENNER & SMIT (ID: 233051-20-0)	1,926.000	28.922	(55,703.00)
7/27	7/30	Purchase	ALLERGAN PLC @ 331.144 1,324.57 BROKERAGE 0.06 DEUTSCHE BANC ALEX BROWN INC (ID: G0177J-10-8)	4.000	331.158	(1,324.63)
7/27	7/31	Purchase	DEUTSCHE XTRAC MSCI EAFE HEDGE FD @ 28.8943 14,591.62 BROKERAGE 11.36 GOLDMAN SACHS & CO. (ID: 233051-20-0)	505.000	28.917	(14,602.98)

J.P. Morgan



NELSON B DELAVAN FOUND. PART A ACCT. R53329000  
For the Period 1/1/15 to 12/31/15

Trade Date	Settle Date	Type	Description	Quantity	Per Unit Amount	Market Cost
<b>Settled Securities Purchased</b>						
7/28	7/31	Purchase	PFIZER INC @ 34.6757 69.35 BROKERAGE 0 03 CITIGROUP GLOBAL MKTS INC (ID: 717081-10-3)	2,000	34.69	(69.38)
7/28	7/31	Purchase	PFIZER INC @ 34.7179 69.43 BROKERAGE 0 03 KNIGHT EQUITY MARKETS L.P. (ID: 717081-10-3)	2,000	34.73	(69.46)
7/28	7/31	Purchase	VALEANT PHARMACEUTICALS INTE @ 257.3041 257.30 BROKERAGE 0 01 LIQUIDNET INC (ID: 91911K-10-2)	1,000	257.31	(257.31)
7/28	7/31	Purchase	VALEANT PHARMACEUTICALS INTE @ 257.3128 514.62 BROKERAGE 0.03 KNIGHT EQUITY MARKETS L.P. (ID: 91911K-10-2)	2,000	257.325	(514.65)
7/28	7/31	Purchase	PFIZER INC @ 34.7908 69.58 BROKERAGE 0.03 CITIGROUP GLOBAL MKTS INC (ID: 717081-10-3)	2,000	34.805	(69.61)
7/28	7/31	Purchase	PFIZER INC @ 35.3465 70.69 BROKERAGE 0.03 UBS SECURITIES LLC (ID: 717081-10-3)	2,000	35.36	(70.72)
7/28	7/31	Purchase	VALEANT PHARMACEUTICALS INTE @ 257.8034 515.60 BROKERAGE 0.03 KNIGHT EQUITY MARKETS L P (ID: 91911K-10-2)	2,000	257.815	(515.63)
7/28	7/31	Purchase	PFIZER INC @ 35.3506 565.60 BROKERAGE 0.36 S G COWEN & CO (ID: 717081-10-3)	16,000	35.373	(565.96)
7/28	7/31	Purchase	PFIZER INC @ 35.0502 350.50 BROKERAGE 0 15 KNIGHT EQUITY MARKETS L.P. (ID: 717081-10-3)	10,000	35.065	(350.65)
7/29	8/3	Purchase	VALEANT PHARMACEUTICALS INTE @ 256.3351 256.33 BROKERAGE 0.01 MORGAN STANLEY & CO. LLC (ID: 91911K-10-2)	1,000	256.34	(256.34)
7/29	8/3	Purchase	PFIZER INC @ 35.813 107.43 BROKERAGE 0.06 MORGAN STANLEY & CO. LLC (ID: 717081-10-3)	3,000	35.83	(107.49)
7/29	8/3	Purchase	PFIZER INC @ 35.7964 35.79 BROKERAGE 0.01 MORGAN STANLEY & CO. LLC (ID: 717081-10-3)	1,000	35.80	(35.80)



NELSON B DELAVAN FOUND. PART A ACCT. R53329000  
For the Period 1/1/15 to 12/31/15



Trade Date	Settle Date	Type	Description	Quantity	Per Unit Amount	Market Cost
<b>Settled Securities Purchased</b>						
7/29	8/3	Purchase	PFIZER INC @ 35.8324 107.49 BROKERAGE 0.06 DEUTSCHE BANC ALEX BROWN INC (ID: 717081-10-3)	3,000	35.85	(107.55)
7/29	8/3	Purchase	PFIZER INC @ 35.7982 35.79 BROKERAGE 0.02 S G COWEN & CO (ID: 717081-10-3)	1,000	35.81	(35.81)
7/29	8/3	Purchase	PFIZER INC @ 35.7932 71.58 BROKERAGE 0.03 KNIGHT EQUITY MARKETS L.P. (ID: 717081-10-3)	2,000	35.805	(71.61)
7/29	8/4	Purchase	VALEANT PHARMACEUTICALS INTE @ 254.942 254.94 BROKERAGE 0.01 KNIGHT EQUITY MARKETS L.P. (ID: 91911K-10-2)	1,000	254.95	(254.95)
7/30	8/4	Purchase	EXXON MOBIL CORP @ 83.0374 3,155.42 BROKERAGE 0.57 INSTINET (ID: 30231G-10-2)	38,000	83.052	(3,155.99)
7/30	8/4	Purchase	VALEANT PHARMACEUTICALS INTE @ 253.4484 253.44 BROKERAGE 0.01 MORGAN STANLEY & CO. LLC (ID: 91911K-10-2)	1,000	253.45	(253.45)
8/6	8/11	Purchase	CARNIVAL CORPORATION @ 52.115 1,042.30 BROKERAGE 0.30 STATE STREET GLOBAL MARKETS, LLC. (ID: 143658-30-0)	20,000	52.13	(1,042.60)
8/6	8/12	Purchase	CARNIVAL CORPORATION @ 52.1137 1,302.84 BROKERAGE 0.37 DEUTSCHE BANC ALEX BROWN INC (ID: 143658-30-0)	25,000	52.128	(1,303.21)
8/7	8/12	Purchase	CARNIVAL CORPORATION @ 51.9903 207.96 BROKERAGE 0.06 KNIGHT EQUITY MARKETS L.P. (ID: 143658-30-0)	4,000	52.005	(208.02)
8/11	8/14	Purchase	LENOX INTERNATIONAL INC @ 120.7194 482.87 BROKERAGE 0.06 CITIGROUP GLOBAL MKTS INC (ID: 526107-10-7)	4,000	120.733	(482.93)

J.P.Morgan



NELSON B DELAVAN FOUND. PART A ACCT. R53329000  
For the Period 1/1/15 to 12/31/15

Trade Date	Settle Date	Type	Description	Quantity	Per Unit Amount	Market Cost
<b>Settled Securities Purchased</b>						
8/11	8/14	Purchase	BIOMARIN PHARMACEUTICAL INC @ 135.5936 1,355.93 BROKERAGE 0 15 CITIGROUP GLOBAL MKTS INC (ID: 09061G-10-1)	10 000	135.608	(1,356.08)
8/11	8/14	Purchase	CELGENE CORPORATION @ 130.155 130 15 BROKERAGE 0.01 DREXEL HAMILTON LLC (ID: 151020-10-4)	1,000	130.16	(130.16)
8/11	8/14	Purchase	CELGENE CORPORATION @ 129.8632 1,818.08 BROKERAGE 0 21 JEFFERIES & COMPANY (ID: 151020-10-4)	14,000	129.878	(1,818.29)
8/11	8/14	Purchase	LENNOX INTERNATIONAL INC @ 121.43 485.72 BROKERAGE 0 06 JEFFERIES & COMPANY (ID: 526107-10-7)	4 000	121.445	(485.78)
8/11	8/14	Purchase	VERTEX PHARMACEUTICALS INC @ 135.5983 813.58 BROKERAGE 0 09 JEFFERIES & COMPANY (ID: 92532F-10-0)	6,000	135.612	(813.67)
8/11	8/14	Purchase	VERTEX PHARMACEUTICALS INC @ 135.42 135.42 BROKERAGE 0.01 DREXEL HAMILTON LLC (ID: 92532F-10-0)	1,000	135.43	(135.43)
8/12	8/17	Purchase	LENNOX INTERNATIONAL INC @ 122.1966 122.19 BROKERAGE 0 01 CREDIT SUISSE FIRST BOSTON LLC (ID: 526107-10-7)	1,000	122.20	(122.20)
8/12	8/17	Purchase	LENNOX INTERNATIONAL INC @ 122.46 244.92 BROKERAGE 0 03 JEFFERIES & COMPANY (ID: 526107-10-7)	2 000	122.475	(244.95)
8/12	8/17	Purchase	LENNOX INTERNATIONAL INC @ 121.4261 364.27 BROKERAGE 0.04 MORGAN STANLEY & CO. LLC (ID: 526107-10-7)	3 000	121.437	(364.31)
8/12	8/17	Purchase	SVB FINANCIAL GROUP @ 138.3671 691.83 BROKERAGE 0.07 ABEL NOSER CORP (ID: 78486Q-10-1)	5 000	138.38	(691.90)



NELSON B DELAVAN FOUND. PART A ACCT. R53329000  
For the Period 1/1/15 to 12/31/15



007407302900100002830

Trade Date	Type	Description	Quantity	Per Unit Amount	Market Cost
<b>Settled Securities Purchased</b>					
8/13	Purchase	LENNOX INTERNATIONAL INC @ 123.2391 369.71	3 000	123 25	(369.75)
8/18		BROKERAGE 0.04 GOLDMAN SACHS & CO. (ID: 526107-10-7)			
8/13	Purchase	LENNOX INTERNATIONAL INC @ 123.585 247.17	2 000	123 60	(247 20)
8/18		BROKERAGE 0.03 LIQUIDNET INC (ID: 526107-10-7)			
8/13	Purchase	LENNOX INTERNATIONAL INC @ 122 99 122 99	1 000	123 00	(123 00)
8/18		BROKERAGE 0.01 JEFFERIES & COMPANY (ID: 526107-10-7)			
8/14	Purchase	LENNOX INTERNATIONAL INC @ 125 05 125 05	1 000	125 06	(125.06)
8/19		BROKERAGE 0.01 UBS SECURITIES LLC (ID: 526107-10-7)			
8/14	Purchase	LENNOX INTERNATIONAL INC @ 124.34 373 02	3 000	124 353	(373.06)
8/19		BROKERAGE 0.04 SJ LEVINSON & SONS LLC (ID: 526107-10-7)			
8/14	Purchase	DISCOVER FINANCIAL SERVICES @ 55 8681 3,128 61	56 000	55 883	(3,129.45)
8/19		BROKERAGE 0 84 RBC CAPITAL MARKETS CORPORATION (ID: 254709-10-8)			
8/14	Purchase	COSTCO WHOLESALE CORP @ 146.0193 1,168.15	8 000	146.034	(1,168.27)
8/19		BROKERAGE 0 12 DEUTSCHE BANC ALEX BROWN INC (ID: 22160K-10-5)			
8/14	Purchase	CARNIVAL CORPORATION @ 52.3524 1,047.04	20 000	52 367	(1,047 34)
8/19		BROKERAGE 0.30 UBS SECURITIES LLC (ID: 143658-30-0)			
8/14	Purchase	MARTIN MARIETTA MATERIALS INC @ 174.1311	15 000	174.145	(2,612 18)
8/19		2,611 96 BROKERAGE 0.22 S G COWEN & CO (ID: 573284-10-6)			
9/1	Purchase	JPM GLBL RES ENH INDEX FD - SEL FUND 3457 JP	2,188 394	17.37	(38,012 40)
9/2		MORGAN CHASE BANK AS SHAREHOLDER SERVICING AGENT @ 17.37 (ID: 46637K-51-3)			

J.P. Morgan



NELSON B DELAVAN FOUND. PART A ACCT. R53329000  
For the Period 1/1/15 to 12/31/15

Trade Date	Settle Date	Type	Description	Quantity	Per Unit Amount	Market Cost
<b>Settled Securities Purchased</b>						
9/1	9/2	Purchase	JPM GLBL BD OPP FD -SEL FUND 3294 JP MORGAN CHASE BANK AS SHAREHOLDER SERVICING AGENT @ 10.02 (ID: 46637K-68-7)	3,140.410	10.02	(31,466.91)
9/8	9/14	Purchase	GENERAL ELECTRIC CO @ 24.926 2,442.74 BROKERAGE 1.47 UBS SECURITIES LLC (ID: 369604-10-3)	98.000	24.941	(2,444.21)
9/11	9/16	Purchase	ILLUMINA INC @ 205.3804 205.38 BROKERAGE 0.01 JEFFERIES & COMPANY (ID: 452327-10-9)	1.000	205.39	(205.39)
9/11	9/16	Purchase	ILLUMINA INC @ 205.325 205.32 BROKERAGE 0.01 KNIGHT EQUITY MARKETS L.P. (ID: 452327-10-9)	1.000	205.33	(205.33)
9/11	9/16	Purchase	ILLUMINA INC @ 206.2408 206.24 BROKERAGE 0.01 SJ LEVINSON & SONS LLC (ID: 452327-10-9)	1.000	206.25	(206.25)
9/11	9/16	Purchase	ILLUMINA INC @ 200.6361 200.63 BROKERAGE 0.02 RBC CAPITAL MARKETS CORPORATION (ID: 452327-10-9)	1.000	200.65	(200.65)
9/14	9/17	Purchase	ILLUMINA INC @ 204.8698 409.73 BROKERAGE 0.03 BLOOMBERG TRADEBOOK LLC (ID: 452327-10-9)	2.000	204.88	(409.76)
9/14	9/17	Purchase	GENERAL ELECTRIC CO @ 24.7274 1,458.91 BROKERAGE 0.88 KNIGHT EQUITY MARKETS L.P. (ID: 369604-10-3)	59.000	24.742	(1,459.79)
9/14	9/17	Purchase	GENERAL MOTORS CO @ 30.5598 611.19 BROKERAGE 0.30 KNIGHT EQUITY MARKETS L.P. (ID: 37045V-10-0)	20.000	30.575	(611.49)
9/15	9/18	Purchase	CHEVRON CORP @ 77.3179 1,778.31 BROKERAGE 0.34 GOLDMAN SACHS & CO. (ID: 166764-10-0)	23.000	77.333	(1,778.65)
9/15	9/18	Purchase	GENERAL ELECTRIC CO @ 25.2959 1,745.41 BROKERAGE 1.03 UBS SECURITIES LLC (ID: 369604-10-3)	69.000	25.311	(1,746.44)



NELSON B DELAVAN FUND, PART A ACCT. F53329000  
For the Period 1/1/15 to 12/31/15



007407302900100002831

Trade Date	Settle Date	Type	Description	Quantity	Per Unit Amount	Market Cost
<b>Settled Securities Purchased</b>						
9/15	9/18	Purchase	ILLUMINA INC @ 206.5777 206.57 BROKERAGE 0.01 WEEDEN AND CO (ID: 452327-10-9)	1.000	206.58	(206.58)
9/15	9/18	Purchase	CHEVRON CORP @ 77.2164 77.21 BROKERAGE 0.01 MERRILL LYNCH PIERCE FENNER & SMIT (ID: 166764-10-0)	1.000	77.22	(77.22)
9/15	9/18	Purchase	CHEVRON CORP @ 77.2752 309.10 BROKERAGE 0.06 STATE STREET GLOBAL MARKETS, LLC. (ID 166764-10-0)	4.000	77.29	(309.16)
9/15	9/18	Purchase	CHEVRON CORP @ 77.3266 77.32 BROKERAGE 0.01 KNIGHT EQUITY MARKETS L.P. (ID: 166764-10-0)	1.000	77.33	(77.33)
9/16	9/21	Purchase	CHEVRON CORP @ 78.2109 78.21 BROKERAGE 0.01 KNIGHT EQUITY MARKETS L.P. (ID: 166764-10-0)	1.000	78.22	(78.22)
9/16	9/21	Purchase	CHEVRON CORP @ 78.5098 392.54 BROKERAGE 0.11 MERRILL LYNCH PIERCE FENNER & SMIT (ID: 166764-10-0)	5.000	78.53	(392.65)
9/16	9/21	Purchase	ILLUMINA INC @ 205.353 205.35 BROKERAGE 0.01 BLOOMBERG TRADEBOOK LLC (ID: 452327-10-9)	1.000	205.36	(205.36)
9/16	9/21	Purchase	CHEVRON CORP @ 78.1288 78.12 BROKERAGE 0.01 KNIGHT EQUITY MARKETS L.P. (ID: 166764-10-0)	1.000	78.13	(78.13)
9/16	9/21	Purchase	ILLUMINA INC @ 204.6612 204.66 BROKERAGE 0.01 WEEDEN AND CO (ID: 452327-10-9)	1.000	204.67	(204.67)
9/17	9/22	Purchase	ILLUMINA INC @ 207.2206 207.22 BROKERAGE 0.01 BLOOMBERG TRADEBOOK LLC (ID: 452327-10-9)	1.000	207.23	(207.23)
9/17	9/22	Purchase	ILLUMINA INC @ 209.9177 209.91 BROKERAGE 0.01 KNIGHT EQUITY MARKETS L.P. (ID: 452327-10-9)	1.000	209.92	(209.92)
9/18	9/23	Purchase	ILLUMINA INC @ 209.1185 209.11 BROKERAGE 0.02 CREDIT SUISSE FIRST BOSTON LLC (ID: 452327-10-9)	1.000	209.13	(209.13)

J.P. Morgan



NELSON B DELAVAN FOUND. PART A ACCT. R53329000  
For the Period 1/1/15 to 12/31/15

Trade Date	Settle Date	Type	Description	Quantity	Per Unit Amount	Market Cost
<b>Settled Securities Purchased</b>						
9/28	10/1	Purchase	ALLERGAN PLC @ 265.6567 1,328.28 BROKERAGE 0.07 S G COWEN & CO (ID: G0177J-10-8)	5 000	265.67	(1,328.35)
9/28	10/1	Purchase	DISCOVER FINANCIAL SERVICES @ 50.425 50.42 BROKERAGE 0.02 SANFORD C BERNSTEIN & CO. INC (SCB (ID: 254709-10-8)	1 000	50.44	(50.44)
9/28	10/1	Purchase	DISCOVER FINANCIAL SERVICES @ 50.8164 355.71 BROKERAGE 0.15 SANFORD C BERNSTEIN & CO. INC. (SCB (ID: 254709-10-8)	7.000	50.837	(355.86)
9/28	10/1	Purchase	DISCOVER FINANCIAL SERVICES @ 51.0537 51.05 BROKERAGE 0.01 MORGAN STANLEY & CO. LLC (ID: 254709-10-8)	1.000	51.06	(51.06)
9/28	10/1	Purchase	DISCOVER FINANCIAL SERVICES @ 50.7067 202.82 BROKERAGE 0.09 SANFORD C. BERNSTEIN & CO. INC (SCB (ID: 254709-10-8)	4.000	50.728	(202.91)
9/29	10/2	Purchase	VERTEX PHARMACEUTICALS INC @ 99.9883 499.94 BROKERAGE 0.11 GOLDMAN SACHS & CO. (ID: 92532F-10-0)	5 000	100.01	(500.05)
9/29	10/2	Purchase	DISCOVER FINANCIAL SERVICES @ 50.7348 50.73 BROKERAGE 0.01 CITIGROUP GLOBAL MKTS INC (ID: 254709-10-8)	1.000	50.74	(50.74)
9/29	10/2	Purchase	DISCOVER FINANCIAL SERVICES @ 50.9935 101.98 BROKERAGE 0.04 SANFORD C BERNSTEIN & CO. INC. (SCB (ID 254709-10-8)	2.000	51.01	(102.02)
9/29	10/2	Purchase	ILLUMINA INC @ 170.549 511.64 BROKERAGE 0.04 RBC CAPITAL MARKETS CORPORATION (ID: 452327-10-9)	3 000	170.56	(511.68)
9/29	10/2	Purchase	UNION PACIFIC CORP @ 86.2506 1,380.00 BROKERAGE 0.24 MORGAN STANLEY & CO. LLC (ID. 907818-10-8)	16.000	86.265	(1,380.24)



NELSON B DELAVAN FOUN.D. PART A ACCT. RS3329000  
For the Period 1/1/15 to 12/31/15

Trade Date	Type	Description	Quantity	Per Unit Amount	Market Cost
<b>Settled Securities Purchased</b>					
9/29 10/2	Purchase	GENERAL ELECTRIC CO @ 24.3906 24.39 BROKERAGE 0.01 MERRILL LYNCH PIERCE FENNER & SMIT (ID: 369604-10-3)	1,000	24.40	(24.40)
9/29 10/2	Purchase	DISCOVER FINANCIAL SERVICES @ 51.0164 51.01 BROKERAGE 0.01 LIQUIDNET INC (ID: 254709-10-8)	1,000	51.02	(51.02)
9/29 10/2	Purchase	GENERAL ELECTRIC CO @ 24.4517 953.61 BROKERAGE 0.58 SJ LEVINSON & SONS LLC (ID: 369604-10-3)	39,000	24.466	(954.19)
9/30 10/5	Purchase	DISCOVER FINANCIAL SERVICES @ 51.7614 103.52 BROKERAGE 0.04 SANFORD C. BERNSTEIN & CO. INC. (SCB (ID: 254709-10-8)	2,000	51.78	(103.56)
10/2 10/7	Purchase	HEWLETT-PACKARD CO @ 25.9723 1,947.92 BROKERAGE 1.12 DEUTSCHE BANC ALEX BROWN INC (ID: 428236-10-3)	75,000	25.987	(1,949.04)
10/6 10/9	Purchase	E I DU PONT DE NEMOURS & CO @ 56.805 340.83 BROKERAGE 0.09 MERRILL LYNCH PIERCE FENNER & SMIT (ID: 263534-10-9)	6,000	56.82	(340.92)
10/6 10/9	Purchase	E I DU PONT DE NEMOURS & CO @ 56.6906 566.90 BROKERAGE 0.22 DEUTSCHE BANC ALEX BROWN INC (ID: 263534-10-9)	10,000	56.712	(567.12)
10/6 10/9	Purchase	E I DU PONT DE NEMOURS & CO @ 55.2107 662.52 BROKERAGE 0.27 JEFFERIES & COMPANY (ID: 263534-10-9)	12,000	55.233	(662.79)
10/8 10/14	Purchase	UNION PACIFIC CORP @ 96.2069 962.06 BROKERAGE 0.15 RBC CAPITAL MARKETS CORPORATION (ID: 907818-10-8)	10,000	96.221	(962.21)
10/16 10/21	Purchase	DEUTSCHE X-TRACKERS MSCI EUROPE HEDGED EQUITY ETF @ 26.0897 44,378.58 BROKERAGE 25.51 CITIGROUP GLOBAL MKTS INC (ID: 233051-85-3)	1,701,000	26.105	(44,404.09)

J.P. Morgan



NELSON B DELAVAN FOUND. PART A ACCT. R53329000  
For the Period 1/1/15 to 12/31/15

Trade Date	Settle Date	Type	Description	Quantity	Per Unit Amount	Market Cost
<b>Settled Securities Purchased</b>						
10/16	10/22	Purchase	DEUTSCHE X-TRACS MSCI JAPAN HEDGE FD @ 38 6451 24,075.89 BROKERAGE 9 34 CITIGROUP GLOBAL MKTS INC (ID: 233051-50-7)	623,000	38.66	(24,085.23)
10/19	10/22	Purchase	SCHWAB CHARLES CORP @ 28.5589 599.73 BROKERAGE 0.31 MERRILL LYNCH PIERCE FENNER & SMIT (ID: 808513-10-5)	21,000	28.573	(600.04)
10/19	10/22	Purchase	VISA INC CLASS A SHARES @ 77.0619 2,543.04 BROKERAGE 0.49 CITIGROUP GLOBAL MKTS INC (ID: 92826C-83-9)	33,000	77.077	(2,543.53)
10/19	10/22	Purchase	SCHWAB CHARLES CORP @ 28.5531 628.16 BROKERAGE 0.33 SJ LEVINSON & SONS LLC (ID: 808513-10-5)	22,000	28.568	(628.49)
10/22	10/27	Purchase	UNITEDHEALTH GROUP INC @ 113.7998 227.59 BROKERAGE 0.03 JEFFERIES & COMPANY (ID: 91324P-10-2)	2,000	113.81	(227.62)
10/22	10/27	Purchase	UNITEDHEALTH GROUP INC @ 113.9401 227.88 BROKERAGE 0.03 MERRILL LYNCH PIERCE FENNER & SMIT (ID: 91324P-10-2)	2,000	113.955	(227.91)
10/22	10/27	Purchase	UNITED TECHNOLOGIES CORP @ 99.6373 996.37 BROKERAGE 0.15 RBC CAPITAL MARKETS CORPORATION (ID: 913017-10-9)	10,000	99.652	(996.52)
10/22	10/27	Purchase	MARTIN MARIETTA MATERIALS INC @ 152.3484 761.74 BROKERAGE 0.07 KNIGHT EQUITY MARKETS L.P. (ID: 573284-10-6)	5,000	152.362	(761.81)
10/23	10/28	Purchase	UNITEDHEALTH GROUP INC @ 114.9236 114.92 BROKERAGE 0.01 CITIGROUP GLOBAL MKTS INC (ID: 91324P-10-2)	1,000	114.93	(114.93)
10/26	10/29	Purchase	ALLEGION PLC @ 63.7608 63.76 BROKERAGE 0.01 JEFFERIES & COMPANY (ID: G0176J-10-9)	1,000	63.77	(63.77)



NELSON B DELAVAN FOUND. PART A ACCT. R53329000  
For the Period 1/1/15 to 12/31/15

Trade Date	Settle Date	Type	Description	Quantity	Per Unit Amount	Market Cost
<b>Settled Securities Purchased</b>						
10/27	10/30	Purchase	ALLEGION PLC @ 64.0323 192.09 BROKERAGE 0.04 LIQIDNET INC (ID: G0176J-10-9)	3.000	64.043	(192.13)
10/27	10/30	Purchase	TWENTY-FIRST CENTURY FOX-A @ 29.7888 29.78 BROKERAGE 0.01 KNIGHT EQUITY MARKETS L.P. (ID: 90130A-10-1)	1.000	29.79	(29.79)
10/27	10/30	Purchase	ALLEGION PLC @ 64.2025 64.20 BROKERAGE 0.01 JEFFERIES & COMPANY (ID: G0176J-10-9)	1.000	64.21	(64.21)
10/27	10/30	Purchase	TWENTY-FIRST CENTURY FOX-A @ 29.9174 1,196.69 BROKERAGE 0.60 SJ LEVINSON & SONS LLC (ID: 90130A-10-1)	40 000	29.932	(1,197.29)
10/28	11/2	Purchase	ALLEGION PLC @ 64.5585 64.55 BROKERAGE 0.01 LIQIDNET INC (ID: G0176J-10-9)	1.000	64.56	(64.56)
10/28	11/2	Purchase	PEPSICO INC @ 101.7983 101.79 BROKERAGE 0.01 MERRILL LYNCH PIERCE FENNER & SMIT (ID: 713448-10-8)	1.000	101.80	(101.80)
10/28	11/2	Purchase	PEPSICO INC @ 102.265 102.26 BROKERAGE 0.01 ROSENBLATT SECURITIES LLC (ID: 713448-10-8)	1 000	102.27	(102.27)
10/29	11/3	Purchase	PEPSICO INC @ 102.3362 307.00 BROKERAGE 0.04 CITIGROUP GLOBAL MKTS INC (ID: 713448-10-8)	3 000	102.347	(307.04)
10/29	11/3	Purchase	PEPSICO INC @ 102.6854 513.42 BROKERAGE 0.11 MERRILL LYNCH PIERCE FENNER & SMIT (ID: 713448-10-8)	5.000	102.706	(513.53)
10/29	11/3	Purchase	ALLEGION PLC @ 63.941 63.94 BROKERAGE 0.01 CITIGROUP GLOBAL MKTS INC (ID: G0176J-10-9)	1.000	63.95	(63.95)
10/29	11/3	Purchase	ALLEGION PLC @ 64.7799 64.77 BROKERAGE 0.01 KNIGHT EQUITY MARKETS L.P. (ID: G0176J-10-9)	1.000	64.78	(64.78)
10/29	11/3	Purchase	ALLEGION PLC @ 63.8999 63.89 BROKERAGE 0.01 CITIGROUP GLOBAL MKTS INC (ID: G0176J-10-9)	1.000	63.90	(63.90)

J.P. Morgan



NELSON B DELAVAN FOUND. PART A ACCT. R53929000  
For the Period 1/1/15 to 12/31/15

Trade Date Settle Date	Type	Description	Quantity	Per Unit Amount	Market Cost
<b>Settled Securities Purchased</b>					
10/29 11/3	Purchase	ALLEGION PLC @ 64.392 64.39 BROKERAGE 0.01 KNIGHT EQUITY MARKETS L P (ID: G0176J-10-9)	1,000	64.40	(64.40)
10/30 11/4	Purchase	ALPHABET INC/CA-CL A @ 743.519 743.51 BROKERAGE 0.01 SANFORD C. BERNSTEIN & CO. INC. (SCB (ID: 02079K-30-5)	1,000	743.52	(743.52)
10/30 11/4	Purchase	ALLEGION PLC @ 65.31 65.31 BROKERAGE 0 01 LIQUIDNET INC (ID: G0176J-10-9)	1,000	65.32	(65.32)
10/30 11/4	Purchase	ALLEGION PLC @ 65.245 65.24 BROKERAGE 0 01 STATE STREET GLOBAL MARKETS, LLC. (ID: G0176J-10-9)	1,000	65.25	(65.25)
10/30 11/4	Purchase	AMAZON COM INC @ 628.7436 628.74 BROKERAGE 0 01 GOLDMAN SACHS & CO. (ID: 023135-10-6)	1,000	628.75	(628.75)
11/2 11/5	Purchase	ALLEGION PLC @ 66.0167 66.01 BROKERAGE 0.01 LIQUIDNET INC (ID: G0176J-10-9)	1,000	66.02	(66.02)
11/2 11/5	Purchase	ALLEGION PLC @ 66.6255 66.62 BROKERAGE 0.02 UBS SECURITIES LLC (ID: G0176J-10-9)	1,000	66.64	(66.64)
11/3 11/6	Purchase	ALLEGION PLC @ 65.9108 65.91 BROKERAGE 0 01 LIQUIDNET INC (ID: G0176J-10-9)	1,000	65.92	(65.92)
11/3 11/6	Purchase	ALLEGION PLC @ 65.4631 130.92 BROKERAGE 0.04 UBS SECURITIES LLC (ID: G0176J-10-9)	2,000	65.48	(130.96)
11/4 11/9	Purchase	ALLEGION PLC @ 64.8098 129.61 BROKERAGE 0 04 BARCLAYS CAPITAL LE (ID: G0176J-10-9)	2,000	64.825	(129.65)
11/5 11/10	Purchase	ALLEGION PLC @ 64.0701 128.14 BROKERAGE 0.04 BARCLAYS CAPITAL LE (ID: G0176J-10-9)	2,000	64.09	(128.18)
11/6 11/12	Purchase	ALLEGION PLC @ 64.1386 128.27 BROKERAGE 0.04 BARCLAYS CAPITAL LE (ID: G0176J-10-9)	2,000	64.155	(128.31)

J.P. Morgan



NELSON B DELAVAN FOUND. PART A ACCT. R53329000  
For the Period 1/1/15 to 12/31/15

Trade Date	Settle Date	Type	Description	Quantity	Per Unit Amount	Market Cost
<b>Settled Securities Purchased</b>						
11/9	11/13	Purchase	STANLEY BLACK & DECKER INC @ 106.4277 106.42 BROKERAGE 0.01 GOLDMAN SACHS & CO. (ID: 854502-10-1)	1,000	106.43	(106.43)
11/9	11/13	Purchase	STANLEY BLACK & DECKER INC @ 106.4839 212.96 BROKERAGE 0.04 UBS SECURITIES LLC (ID: 854502-10-1)	2,000	106.50	(213.00)
11/9	11/13	Purchase	ALLEGION PLC @ 63.5352 63.53 BROKERAGE 0.02 BARCLAYS CAPITAL LE (ID: G0176J-10-9)	1,000	63.55	(63.55)
11/10	11/16	Purchase	BLACKROCK INC @ 347.4323 347.43 BROKERAGE 0.01 GOLDMAN SACHS & CO (ID: 09247X-10-1)	1,000	347.44	(347.44)
11/10	11/16	Purchase	BLACKROCK INC @ 347.3964 347.39 BROKERAGE 0.01 JEFFERIES & COMPANY (ID: 09247X-10-1)	1,000	347.40	(347.40)
11/10	11/16	Purchase	BLACKROCK INC @ 350.0573 700.11 BROKERAGE 0.03 SANFORD C BERNSTEIN & CO INC.(SCB (ID: 09247X-10-1)	2,000	350.07	(700.14)
11/10	11/16	Purchase	CSX CORP @ 27.8526 167.11 BROKERAGE 0.09 CITIGROUP GLOBAL MKTS INC (ID: 126408-10-3)	6,000	27.867	(167.20)
11/10	11/16	Purchase	COGNIZANT TECH SOLUTIONS-A @ 67.8125 881.56 BROKERAGE 0.19 STATE STREET GLOBAL MARKETS, LLC. (ID: 192446-10-2)	13,000	67.827	(881.75)
11/10	11/16	Purchase	STANLEY BLACK & DECKER INC @ 106.764 106.76 BROKERAGE 0.01 BMO NESBITT BURNS CORP (ID: 854502-10-1)	1,000	106.77	(106.77)
11/10	11/16	Purchase	CSX CORP @ 27.8822 947.99 BROKERAGE 0.76 DEUTSCHE BANK ALEX BROWN INC (ID: 126408-10-3)	34,000	27.904	(948.75)
11/10	11/16	Purchase	COGNIZANT TECH SOLUTIONS-A @ 67.9295 1,154.80 BROKERAGE 0.25 DEUTSCHE BANK ALEX BROWN INC (ID: 192446-10-2)	17,000	67.944	(1,155.05)

J.P.Morgan



NELSON B DELAVAN FOUND. PART A ACCT. R53329000  
For the Period 1/1/15 to 12/31/15

Trade Date	Settle Date	Type	Description	Quantity	Per Unit Amount	Market Cost
<b>Settled Securities Purchased</b>						
11/11	11/16	Purchase	CSX CORP @ 27.5084 110 03 BROKERAGE 0.09 CSI US INSTITUTIONAL DESK (ID: 126408-10-3)	4 000	27.53	(110.12)
11/11	11/16	Purchase	CSX CORP @ 27.8005 199 00 BROKERAGE 0.11 S G COWEN & CO (ID: 126408-10-3)	5 000	27.822	(139.11)
11/11	11/16	Purchase	CSX CORP @ 27.5079 27 50 BROKERAGE 0.01 CITIGROUP GLOBAL MKTS INC (ID: 126408-10-3)	1 000	27.51	(27.51)
11/11	11/16	Purchase	CSX CORP @ 27.5261 82.57 BROKERAGE 0 06 CITIGROUP GLOBAL MKTS INC (ID: 126408-10-3)	3 000	27.543	(82.63)
11/11	11/16	Purchase	CSX CORP @ 27.473 54.94 BROKERAGE 0.04 CSI US INSTITUTIONAL DESK (ID: 126408-10-3)	2 000	27.49	(54.98)
11/11	11/16	Purchase	CSX CORP @ 27.5313 110.12 BROKERAGE 0 09 CSI US INSTITUTIONAL DESK (ID: 126408-10-3)	4 000	27.553	(110.21)
11/11	11/16	Purchase	STANLEY BLACK & DECKER INC @ 107.0169 107 01 BROKERAGE 0.01 GOLDMAN SACHS & CO (ID: 854502-10-1)	1 000	107.02	(107.02)
11/11	11/16	Purchase	CSX CORP @ 27.5735 193 01 BROKERAGE 0 15 CITIGROUP GLOBAL MKTS INC (ID: 126408-10-3)	7 000	27.594	(193.16)
11/11	11/16	Purchase	CSX CORP @ 27.5854 82.75 BROKERAGE 0.06 CSI US INSTITUTIONAL DESK (ID: 126408-10-3)	3 000	27 603	(82.81)
11/11	11/16	Purchase	MOLSON COORS BREWING CO -B @ 92.6809 92.68 BROKERAGE 0.01 ACADEMY SECURITIES, INC (ID: 60871R-20-9)	1 000	92.69	(92.69)
11/11	11/16	Purchase	MOLSON COORS BREWING CO -B @ 92.2072 92.20 BROKERAGE 0 02 MERRILL LYNCH PIERCE FENNER & SMIT (ID: 60871R-20-9)	1 000	92.22	(92.22)
11/11	11/16	Purchase	MOLSON COORS BREWING CO -B @ 89.1715 89.17 BROKERAGE 0.01 DREXEL HAMILTON LLC (ID: 60871R-20-9)	1 000	89.18	(89.18)

J.P. Morgan



NELSON B DELAVAN FOUND. PART A ACCT. R53329000  
For the Period 1/1/15 to 12/31/15

Trade Date	Type	Description	Quantity	Per Unit Amount	Market Cost
<b>Settled Securities Purchased</b>					
11/10	Purchase	STANLEY BLACK & DECKER INC @ 106.25	1,000	106.26	(106.26)
11/17		BROKERAGE 0.01 LIQUIDNET INC (ID: 854502-10-1)			
11/12	Purchase	MOLSON COORS BREWING CO -B @ 92.40	1,000	92.41	(92.41)
11/17		BROKERAGE 0.01 GOLDMAN SACHS & CO. (ID: 60871R-20-9)			
11/12	Purchase	MOLSON COORS BREWING CO -B @ 92.51	1,000	92.52	(92.52)
11/17		BROKERAGE 0.01 GOLDMAN SACHS & CO. (ID: 60871R-20-9)			
11/12	Purchase	STANLEY BLACK & DECKER INC @ 104.99	1,000	105.00	(105.00)
11/17		BROKERAGE 0.01 BMO NESBITT BURNS CORP (ID: 854502-10-1)			
11/12	Purchase	MOLSON COORS BREWING CO -B @ 92.19	1,000	92.20	(92.20)
11/17		BROKERAGE 0.01 KEEFE BRUYETTE & WOODS INC (ID: 60871R-20-9)			
11/12	Purchase	CSX CORP @ 27.16	10,000	27.187	(271.87)
11/17		CITIGROUP GLOBAL MKTS INC (ID: 126408-10-3)			
11/12	Purchase	MOLSON COORS BREWING CO -B @ 92.18	1,000	92.19	(92.19)
11/17		BROKERAGE 0.01 CITIGROUP GLOBAL MKTS INC (ID: 60871R-20-9)			
11/12	Purchase	CSX CORP @ 27.31	7,000	27.324	(191.27)
11/17		DEUTSCHE BANC ALEX BROWN INC (ID: 126408-10-3)			
11/12	Purchase	STANLEY BLACK & DECKER INC @ 105.93	2,000	105.945	(211.89)
11/17		BROKERAGE 0.03 LIQUIDNET INC (ID: 854502-10-1)			
11/12	Purchase	MOLSON COORS BREWING CO -B @ 92.12	1,000	92.14	(92.14)
11/17		BROKERAGE 0.02 MERRILL LYNCH PIERCE FENNER & SMIT (ID: 60871R-20-9)			

J.P. Morgan



NELSON B DELAVAN FOUND. PART A ACCT. R53329000  
For the Period 1/1/15 to 12/31/15

Trade Date	Settle Date	Type	Description	Quantity	Per Unit Amount	Market Cost
<b>Settled Securities Purchased</b>						
11/13	11/18	Purchase	STANLEY BLACK & DECKER INC @ 104.664 104.66 BROKERAGE 0.02 CREDIT SUISSSE FIRST BOSTON LLC (ID: 854502-10-1)	1,000	104.68	(104.68)
11/13	11/18	Purchase	CSX CORP @ 27.059 81.17 BROKERAGE 0.06 BMO NESBITT BURNS CORP (ID: 126408-10-3)	3,000	27.077	(81.23)
11/13	11/18	Purchase	CSX CORP @ 27.3591 82.07 BROKERAGE 0.06 S G COWEN & CO (ID: 126408-10-3)	3,000	27.377	(82.13)
11/13	11/18	Purchase	MOLSON COORS BREWING CO -B @ 93.3455 93.34 BROKERAGE 0.01 GOLDMAN SACHS & CO. (ID: 60871R-20-9)	1,000	93.35	(93.35)
11/13	11/18	Purchase	STANLEY BLACK & DECKER INC @ 104.9918 209.98 BROKERAGE 0.04 CREDIT SUISSSE FIRST BOSTON LLC (ID: 854502-10-1)	2,000	105.01	(210.02)
11/13	11/18	Purchase	STANLEY BLACK & DECKER INC @ 104.4416 104.44 BROKERAGE 0.02 CREDIT SUISSSE FIRST BOSTON LLC (ID: 854502-10-1)	1,000	104.46	(104.46)
11/13	11/18	Purchase	CSX CORP @ 27.1566 27.15 BROKERAGE 0.01 DEUTSCHE BANC ALEX BROWN INC (ID: 126408-10-3)	1,000	27.16	(27.16)
11/16	11/19	Purchase	MOLSON COORS BREWING CO -B @ 93.9365 93.93 BROKERAGE 0.01 GOLDMAN SACHS & CO. (ID: 60871R-20-9)	1,000	93.94	(93.94)
11/16	11/19	Purchase	MOLSON COORS BREWING CO -B @ 94.01 94.01 BROKERAGE 0.01 LIQUIDNET INC (ID: 60871R-20-9)	1,000	94.02	(94.02)
11/16	11/19	Purchase	STANLEY BLACK & DECKER INC @ 105.4533 105.45 BROKERAGE 0.01 SANFORD C. BERNSTEIN & CO. INC. (SCB (ID: 854502-10-1)	1,000	105.46	(105.46)



NELSON B DELAVAN FOUN. PART A ACCT. R53329000  
For the Period 1/1/15 to 12/31/15

Trade Date	Settle Date	Type	Description	Quantity	Per Unit Amount	Market Cost
<b>Settled Securities Purchased</b>						
11/17	11/20	Purchase	STANLEY BLACK & DECKER INC @ 105.2088 105.20 BROKERAGE 0 01 JEFFERIES & COMPANY (ID: 854502-10-1)	1.000	105.21	(105.21)
11/18	11/23	Purchase	STANLEY BLACK & DECKER INC @ 106.3353 106.33 BROKERAGE 0.01 GOLDMAN SACHS & CO. (ID: 854502-10-1)	1.000	106.34	(106.34)
11/18	11/23	Purchase	STANLEY BLACK & DECKER INC @ 106.87 106.87 BROKERAGE 0 01 LIQUIDNET INC (ID: 854502-10-1)	1.000	106.88	(106.88)
11/18	11/23	Purchase	FACEBOOK INC-A @ 107.7948 1,401.33 BROKERAGE 0.19 RBC CAPITAL MARKETS CORPORATION (ID: 30303M-10-2)	13.000	107.809	(1,401.52)
11/18	11/23	Purchase	MICROSOFT CORP @ 53.8999 592.89 BROKERAGE 0.16 RBC CAPITAL MARKETS CORPORATION (ID: 594918-10-4)	11.000	53.914	(593.05)
11/18	11/23	Purchase	ALLEGION PLC @ 65.865 131.73 BROKERAGE 0.03 LIQUIDNET INC (ID: G0176J-10-9)	2.000	65.88	(131.76)
11/19	11/24	Purchase	ALLEGION PLC @ 66.1062 66.10 BROKERAGE 0.01 JEFFERIES & COMPANY (ID: G0176J-10-9)	1.000	66.11	(66.11)
11/19	11/24	Purchase	ALLEGION PLC @ 66.6058 133.21 BROKERAGE 0 03 MERRILL LYNCH PIERCE FENNER & SMIT (ID: G0176J-10-9)	2.000	66.62	(133.24)
11/19	11/24	Purchase	ALLEGION PLC @ 66.325 66.32 BROKERAGE 0 01 DREXEL HAMILTON LLC (ID: G0176J-10-9)	1.000	66.33	(66.33)
11/19	11/24	Purchase	ALLEGION PLC @ 66.3629 331.81 BROKERAGE 0.11 STIFEL NICOLAUS & CO INC (ID: G0176J-10-9)	5.000	66.384	(331.92)
11/20	11/25	Purchase	ALLEGION PLC @ 66.7971 66.79 BROKERAGE 0 01 MORGAN STANLEY & CO. LLC (ID: G0176J-10-9)	1.000	66.80	(66.80)

J.P. Morgan



NELSON B DELAVAN FOUND. PART A ACCT. R53329000  
For the Period 1/1/15 to 12/31/15

Trade Date	Settle Date	Type	Description	Quantity	Per Unit Amount	Market Cost
<b>Settled Securities Purchased</b>						
11/20		Purchase	ALLEGION PLC @ 66.6785 133 35 BROKERAGE 0.03	2,000	66.69	(133.38)
11/25			MORGAN STANLEY & CO LLC (ID: G0176J-10-9)			
11/20		Purchase	ALLEGION PLC @ 66.6983 66.69 BROKERAGE 0 01	1,000	66.70	(66.70)
11/25			MERRILL LYNCH PIERCE FENNER & SMIT (ID: G0176J-10-9)			
11/23		Purchase	MOLSON COORS BREWING CO -B @ 92.1788 92.17	1,000	92.18	(92.18)
11/27			BROKERAGE 0 01 WEEDEN AND CO (ID: 60871R-20-9)			
11/23		Purchase	ALLERGAN PLC @ 302.894 2,423 15 BROKERAGE 0.12	8,000	302.909	(2,423.27)
11/27			KNIGHT EQUITY MARKETS L.P. (ID: G0177J-10-8)			
11/24		Purchase	STANLEY BLACK & DECKER INC @ 107.05 107.05	1,000	107.07	(107.07)
11/30			BROKERAGE 0.02 CREDIT SUISSE FIRST BOSTON LLC (ID: 854502-10-1)			
12/2		Purchase	DOUBLELINE TOTL RET BND-I (ID: 258620-10-3)	3,040.091	10.85	(32,984.99)
12/3						
11/30		Purchase	STANLEY BLACK & DECKER INC @ 109.3849 109.38	1,000	109.39	(109.39)
12/4			BROKERAGE 0 01 UBS SECURITIES LLC (ID: 854502-10-1)			
12/2		Purchase	STANLEY BLACK & DECKER INC @ 109.7148 219.42	2,000	109.725	(219.45)
12/7			BROKERAGE 0 03 LIQUIDNET INC (ID: 854502-10-1)			
12/2		Purchase	NISOURCE INC @ 19.2829 96.41 BROKERAGE 0.07 UBS	5,000	19.296	(96.48)
12/7			SECURITIES LLC (ID: 65473P-10-5)			
12/2		Purchase	NISOURCE INC @ 19.3041 424.69 BROKERAGE 0.49	22,000	19.326	(425.18)
12/7			RAYMOND JAMES & ASSOCIATES INC (ID: 65473P-10-5)			
12/2		Purchase	NISOURCE INC @ 19.29 96.45 BROKERAGE 0.07	5,000	19.304	(96.52)
12/7			JEFFERIES & COMPANY (ID: 65473P-10-5)			
12/2		Purchase	MORGAN STANLEY @ 34.8659 976.24 BROKERAGE 0.42	28,000	34.881	(976.66)
12/7			MERRILL LYNCH PIERCE FENNER & SMIT (ID: 617446-44-8)			



NELSON B DELAVAN FOUND. PART A ACCT. R53329000  
For the Period 1/1/15 to 12/31/15

Trade Date	Type	Description	Quantity	Per Unit Amount	Market Cost
<b>Settled Securities Purchased</b>					
12/2	Purchase	HP INC @ 11.9656 1,064.93 BROKERAGE 1.33 SJ	89,000	11.98	(1,066.26)
12/7		LEVINSON & SONS LLC (ID: 40434L-10-5)			
12/3	Purchase	CMS ENERGY CORP @ 34.5492 414.59 BROKERAGE 0.18	12,000	34.564	(414.77)
12/8		CITIGROUP GLOBAL MKTS INC (ID: 125896-10-0)			
12/3	Purchase	CMS ENERGY CORP @ 34.5394 552.63 BROKERAGE 0.36	16,000	34.562	(552.99)
12/8		UBS SECURITIES LLC (ID: 125896-10-0)			
12/3	Purchase	NISOURCE INC @ 19.1361 382.72 BROKERAGE 0.30	20,000	19.151	(383.02)
12/8		UBS SECURITIES LLC (ID: 65473P-10-5)			
12/3	Purchase	CMS ENERGY CORP @ 34.585 69.17 BROKERAGE 0.03	2,000	34.60	(69.20)
12/8		STATE STREET GLOBAL MARKETS, LLC. (ID: 125896-10-0)			
12/3	Purchase	MICROSOFT CORP @ 55.0492 55.04 BROKERAGE 0.01	1,000	55.05	(55.05)
12/8		MERRILL LYNCH PIERCE FENNER & SMIT (ID: 594918-10-4)			
12/3	Purchase	MICROSOFT CORP @ 54.1624 433.29 BROKERAGE 0.12	8,000	54.176	(433.41)
12/8		MERRILL LYNCH PIERCE FENNER & SMIT (ID: 594918-10-4)			
12/3	Purchase	MICROSOFT CORP @ 54.6222 710.08 BROKERAGE 0.19	13,000	54.636	(710.27)
12/8		DEUTSCHE BANC ALEX BROWN INC (ID: 594918-10-4)			
12/2	Purchase	CMS ENERGY CORP @ 34.8185 1,775.74 BROKERAGE	51,000	34.841	(1,776.88)
12/9		1.14 UBS SECURITIES LLC (ID: 125896-10-0)			
12/7	Purchase	STANLEY BLACK & DECKER INC @ 109.9447 109.94	1,000	109.95	(109.95)
12/10		BROKERAGE 0.01 GOLDMAN SACHS & CO (ID: 854502-10-1)			
12/7	Purchase	PIONEER NATURAL RESOURCES CO @ 136.6165 273.23	2,000	136.635	(273.27)
12/10		BROKERAGE 0.04 MORGAN STANLEY & CO. LLC (ID: 723787-10-7)			

J.P. Morgan



NELSON B DELAVAN FOUND. PART A ACCT. R53329000  
For the Period 1/1/15 to 12/31/15

Trade Date	Type	Description	Quantity	Per Unit Amount	Market Cost
<b>Settled Securities Purchased</b>					
12/8 12/11	Purchase	PIONEER NATURAL RESOURCES CO @ 133.9816 133.98 BROKERAGE 0.01 CITIGROUP GLOBAL MKTS INC (ID: 723787-10-7)	1,000	133.99	(133.99)
12/8 12/11	Purchase	PIONEER NATURAL RESOURCES CO @ 140.4591 140.45 BROKERAGE 0.02 GOLDMAN SACHS & CO. (ID: 723787-10-7)	1,000	140.47	(140.47)
12/8 12/11	Purchase	PIONEER NATURAL RESOURCES CO @ 133.815 133.81 BROKERAGE 0.01 KEEFE BRUYETTE & WOODS INC (ID: 723787-10-7)	1,000	133.82	(133.82)
12/8 12/11	Purchase	PIONEER NATURAL RESOURCES CO @ 136.2534 272.50 BROKERAGE 0.03 LIQUIDNET INC (ID: 723787-10-7)	2,000	136.265	(272.53)
12/8 12/11	Purchase	STANLEY BLACK & DECKER INC @ 109.70 109.70 BROKERAGE 0.01 INVESTMENT TECHNOLOGY GROUP (ITG) (ID: 854502-10-1)	1,000	109.71	(109.71)
12/9 12/14	Purchase	PIONEER NATURAL RESOURCES CO @ 143.951 143.95 BROKERAGE 0.01 LIQUIDNET INC (ID: 723787-10-7)	1,000	143.96	(143.96)
12/9 12/14	Purchase	PIONEER NATURAL RESOURCES CO @ 144.90 144.90 BROKERAGE 0.01 KEEFE BRUYETTE & WOODS INC (ID: 723787-10-7)	1,000	144.91	(144.91)
12/9 12/14	Purchase	PIONEER NATURAL RESOURCES CO @ 141.1089 141.10 BROKERAGE 0.02 UBS SECURITIES LLC (ID: 723787-10-7)	1,000	141.12	(141.12)
12/9 12/14	Purchase	PIONEER NATURAL RESOURCES CO @ 142.5954 285.19 BROKERAGE 0.04 GOLDMAN SACHS & CO. (ID: 723787-10-7)	2,000	142.615	(285.23)
12/10 12/15	Purchase	PIONEER NATURAL RESOURCES CO @ 148.8498 297.69 BROKERAGE 0.03 LIQUIDNET INC (ID: 723787-10-7)	2,000	148.86	(297.72)



NELSON B DELAVAN FOUND. PART A ACCT. R53329000  
For the Period 1/1/15 to 12/31/15

Trade Date Settle Date	Type	Description	Quantity	Per Unit Amount	Market Cost
<b>Settled Securities Purchased</b>					
12/10 12/15	Purchase	PIONEER NATURAL RESOURCES CO @ 148.1379 148.13 BROKERAGE 0 02 MORGAN STANLEY & CO. LLC (ID: 723787-10-7)	1.000	148.15	(148.15)
12/10 12/15	Purchase	PIONEER NATURAL RESOURCES CO @ 146.1817 146.18 BROKERAGE 0 01 MORGAN STANLEY & CO. LLC (ID: 723787-10-7)	1.000	146.19	(146.19)
12/10 12/15	Purchase	PIONEER NATURAL RESOURCES CO @ 146.7637 293.52 BROKERAGE 0 03 KEEFE BRUYETTE & WOODS INC (ID: 723787-10-7)	2.000	146.775	(293.55)
12/11 12/16	Purchase	GENERAL ELECTRIC CO @ 30.4223 2,555.47 BROKERAGE 1.26 KNIGHT EQUITY MARKETS L.P. (ID: 369604-10-3)	84.000	30.437	(2,556.73)
12/11 12/16	Purchase	VISA INC-CLASS A SHARES @ 76.2983 1,449.66 BROKERAGE 0 28 KNIGHT EQUITY MARKETS L.P. (ID: 92826C-83-9)	19.000	76.313	(1,449.94)
12/11 12/16	Purchase	STANLEY BLACK & DECKER INC @ 106.9925 106.99 BROKERAGE 0 02 MACQUARIE SECURITIES (USA) INC (ID: 854502-10-1)	1.000	107.01	(107.01)
12/15 12/18	Purchase	HESS CORP @ 51.1298 153.38 BROKERAGE 0.04 KNIGHT EQUITY MARKETS L.P. (ID: 42809H-10-7)	3.000	51.14	(153.42)
12/15 12/18	Purchase	CARNIVAL CORP @ 51.9654 831.44 BROKERAGE 0 24 CITIGROUP GLOBAL MKTS INC (ID: 143658-30-0)	16.000	51.98	(831.68)
12/15 12/18	Purchase	HESS CORP @ 51.235 102.47 BROKERAGE 0.03 STATE STREET GLOBAL MARKETS, LLC. (ID: 42809H-10-7)	2.000	51.25	(102.50)
12/15 12/18	Purchase	CARNIVAL CORP @ 52.023 104.04 BROKERAGE 0 03 KEEFE BRUYETTE & WOODS INC (ID: 143658-30-0)	2.000	52.035	(104.07)
12/15 12/18	Purchase	CARNIVAL CORP @ 52.2802 418.24 BROKERAGE 0.12 LIQUIDNET INC (ID: 143658-30-0)	8.000	52.295	(418.36)

J.P. Morgan



NELSON B DELAVAN FOUND. PART A ACCT. R53329000  
For the Period 1/1/15 to 12/31/15

Trade Date	Settle Date	Type	Description	Quantity	Per Unit Amount	Market Cost
<b>Settled Securities Purchased</b>						
12/15	12/18	Purchase	VALERO ENERGY CORP @ 67.968 1,087.48 BROKERAGE 0.24 UBS SECURITIES LLC (ID: 91913Y-10-0)	16,000	67.963	(1,087.72)
12/15	12/18	Purchase	VALERO ENERGY CORP @ 68.025 408.15 BROKERAGE 0.09 KEEFE BRUYETTE & WOODS INC (ID: 91913Y-10-0)	6,000	68.04	(408.24)
12/15	12/18	Purchase	CARNIVAL CORP @ 52.2054 208.82 BROKERAGE 0.06 CITIGROUP GLOBAL MKTS INC (ID: 143668-30-0)	4,000	52.22	(208.88)
12/15	12/18	Purchase	HESS CORP @ 51.1009 204.40 BROKERAGE 0.06 UBS SECURITIES LLC (ID: 42809H-10-7)	4,000	51.115	(204.46)
12/15	12/18	Purchase	HESS CORP @ 51.7241 258.62 BROKERAGE 0.07 UBS SECURITIES LLC (ID: 42809H-10-7)	5,000	51.738	(258.69)
12/16	12/21	Purchase	HESS CORP @ 51.4283 51.42 BROKERAGE 0.01 UBS SECURITIES LLC (ID: 42809H-10-7)	1,000	51.43	(51.43)
12/16	12/21	Purchase	HESS CORP @ 51.5086 360.56 BROKERAGE 0.10 BLOOMBERG TRADEBOOK LLC (ID: 42809H-10-7)	7,000	51.523	(360.66)
12/16	12/21	Purchase	HESS CORP @ 51.0349 714.48 BROKERAGE 0.31 UBS SECURITIES LLC (ID: 42809H-10-7)	14,000	51.056	(714.79)
12/17	12/22	Purchase	HESS CORP @ 49.1875 196.75 BROKERAGE 0.09 UBS SECURITIES LLC (ID: 42809H-10-7)	4,000	49.21	(196.84)
<b>Total Settled Securities Purchased</b>						<b>(\$897,606.38)</b>



NELSON B DELAVAN FOUND. PART A ACCT. R53329000  
For the Period 1/1/15 to 12/31/15

Trade Date	Type	Est Settle Date	Selection Method	Description	Quantity	Per Unit Amount	Proceeds	Tax Cost	Realized Gain/Loss
<b>Pending Sales, Maturities, Redemptions</b>									
12/29 1/4	Sale			CROWN HOLDINGS INC (ID: 228368-10-6)	(1,000)	51.704	51.69	(50.31)	1.38 S
12/29 1/4	Sale			CROWN HOLDINGS INC (ID: 228368-10-6)	(1,000)	51.251	51.24	(50.32)	0.92 S
12/30 1/5	Sale			CROWN HOLDINGS INC (ID: 228368-10-6)	(1,000)	51.65	51.63	(50.31)	1.32 S
12/31 1/6	Sale			CROWN HOLDINGS INC (ID: 228368-10-6)	(1,000)	50.85	50.83	(50.32)	0.51 S
12/31 1/6	Sale			CROWN HOLDINGS INC (ID: 228368-10-6)	(1,000)	51.208	51.19	(50.31)	0.88 S
<b>Total Pending Sales, Maturities, Redemptions</b>							<b>\$256.58</b>	<b>(\$251.57)</b>	<b>\$5.01 S</b>

**COST ADJUSTMENTS**

Settle Date	Type	Description	Quantity	Cost Basis Adjustments	Currency Gain/Loss USD
1/29	Cost Basis Adj	BROADCOM CORP CL A RETURN OF CAPITAL ADJUSTMENT FOR 2014 DIVIDENDS (ID: 111320-10-7)	82,000	(19.68)	
1/29	Cost Basis Adj	KLA-TENCOR CORP RETURN OF CAPITAL ADJUSTMENT FOR 2014 DIVIDENDS (ID: 482480-10-0)	101,000	(416.74)	
9/11	Cost Basis Adj	MASCO CORP CORPORATE ACTIONS ADJUSTMENTS (ID: 574599-10-6)	190,000	(283.40)	
11/4	Cost Basis Adj	HP INC COST BASIS ADJUSTMENT DUE TO A SPINOFF ALLOCATION (ID 40434L-10-5)	75,000	(1,020.57)	

J.P.Morgan



NELSON B DELAVAN FOUND. PART A ACCT. R63329000  
For the Period 1/1/15 to 12/31/15

**COST ADJUSTMENTS**

Settle Date	Type	Description	Quantity	Cost Basis Adjustments	Currency Gain/Loss USD
11/4	Cost Basis Adj	HEWLETT PACKARD ENTERPRISE CO COST BASIS ADJUSTMENT DUE TO A SPOFF ALLOCATION (ID: 42824C-10-9)	75 000	1,020.57	
11/18	Cost Basis Adj	HP INC COST BASIS ADJUSTMENT DUE TO A SPOFF ALLOCATION (ID: 40434L-10-5)	75 000	(9.49)	
11/18	Cost Basis Adj	HEWLETT PACKARD ENTERPRISE CO COST BASIS ADJUSTMENT DUE TO A SPOFF ALLOCATION (ID: 42824C-10-9)	75 000	9.49	
12/4	Cost Basis Adj	SYNCHRONY FINANCIAL COST BASIS ADJUSTMENT (ID: 87165B-10-3)	87.000	2,095.61	
<b>Total Cost Adjustments</b>				<b>\$1,375.79</b>	