



See a Social Security Number? Say Something!  
Report Privacy Problems to <https://public.resource.org/privacy>  
Or call the IRS Identity Theft Hotline at 1-800-908-4490



**Return of Private Foundation**  
or Section 4947(a)(1) Trust Treated as Private Foundation

Department of the Treasury  
Internal Revenue Service

Do not enter social security numbers on this form as it may be made public.  
Information about Form 990-PF and its separate instructions is at [www.irs.gov/form990pf](http://www.irs.gov/form990pf).

For calendar year 2015 or tax year beginning 2015, and ending 20

Name of foundation <b>THE TEBIL FOUNDATION</b>		A Employer identification number <b>13-6082546</b>
Number and street (or P O box number if mail is not delivered to street address) <b>90 EDWARD F SPEER, CPA 5550 GLADES ROAD</b>	Room/suite	B Telephone number (see instructions)
City or town, state or province, country, and ZIP or foreign postal code <b>BOCA RATON, FL 33431</b>		C If exemption application is pending, check here <input type="checkbox"/>
G Check all that apply: <input type="checkbox"/> Initial return <input type="checkbox"/> Initial return of a former public charity <input type="checkbox"/> Final return <input type="checkbox"/> Amended return <input type="checkbox"/> Address change <input type="checkbox"/> Name change		D 1 Foreign organizations, check here <input type="checkbox"/> 2. Foreign organizations meeting the 85% test, check here and attach computation <input type="checkbox"/>
H Check type of organization: <input checked="" type="checkbox"/> Section 501(c)(3) exempt private foundation <input type="checkbox"/> Section 4947(a)(1) nonexempt charitable trust <input type="checkbox"/> Other taxable private foundation		E If private foundation status was terminated under section 507(b)(1)(A), check here <input type="checkbox"/>
I Fair market value of all assets at end of year (from Part II, col. (c), line 16) <b>\$ 1,027,800.</b>	J Accounting method: <input checked="" type="checkbox"/> Cash <input type="checkbox"/> Accrual <input type="checkbox"/> Other (specify) _____ (Part I, column (d) must be on cash basis.)	F If the foundation is in a 60-month termination under section 507(b)(1)(B), check here <input type="checkbox"/>

Part I	Analysis of Revenue and Expenses (The total of amounts in columns (b), (c), and (d) may not necessarily equal the amounts in column (a) (see instructions))	(a) Revenue and expenses per books	(b) Net investment income	(c) Adjusted net income	(d) Disbursements for charitable purposes (cash basis only)
Revenue	1 Contributions, gifts, grants, etc., received (attach schedule)				
	2 Check <input type="checkbox"/> if the foundation is not required to attach Sch B				
	3 Interest on savings and temporary cash investments	16	16		
	4 Dividends and interest from securities	32,396	32,396		
	5a Gross rents				
	b Net rental income or (loss)				
	6a Net gain or (loss) from sale of assets not on line 10	65,839			
	b Gross sales price for all assets on line 6a <b>487,076</b>				
	7 Capital gain net income (from Part IV, line 2)		65,839		
	8 Net short-term capital gain				
	9 Income modifications				
	10a Gross sales less returns and allowances				
b Less. Cost of goods sold					
c Gross profit or (loss) (attach schedule)					
11 Other income (attach schedule)					
12 Total. Add lines 1 through 11	98,251	98,251			
Operating and Administrative Expenses	13 Compensation of officers, directors, trustees, etc.				
	14 Other employee salaries and wages				
	15 Pension plans, employee benefits				
	16a Legal fees (attach schedule)				
	b Accounting fees (attach schedule)	2,500			2,500
	c Other professional fees (attach schedule)				
	17 Interest				
	18 Taxes (attach schedule) (see instructions)	509	30		
	19 Depreciation (attach schedule) and depletion				
	20 Occupancy				
	21 Travel, conferences, and meetings				
	22 Printing and publications				
	23 Other expenses (attach schedule)	9,310	9,060		250
	24 Total operating and administrative expenses. Add lines 13 through 23	12,319	9,090		2,750
	25 Contributions, gifts, grants paid	40,000			40,000
26 Total expenses and disbursements. Add lines 24 and 25	52,319	9,090		42,750	
27 Subtract line 26 from line 12:					
a Excess of revenue over expenses and disbursements	45,932				
b Net investment income (if negative, enter -0-)		89,161			
c Adjusted net income (if negative, enter -0-)					

RECEIVED JUN 09 2015

180

P

Part II Balance Sheets		Attached schedules and amounts in the description column should be for end-of-year amounts only (See instructions)	Beginning of year	End of year	
			(a) Book Value	(b) Book Value	(c) Fair Market Value
Assets	1	Cash—non-interest-bearing			
	2	Savings and temporary cash investments	18148	24460	24460
	3	Accounts receivable ▶			
		Less: allowance for doubtful accounts ▶			
	4	Pledges receivable ▶			
		Less: allowance for doubtful accounts ▶			
	5	Grants receivable			
	6	Receivables due from officers, directors, trustees, and other disqualified persons (attach schedule) (see instructions)			
	7	Other notes and loans receivable (attach schedule) ▶			
		Less: allowance for doubtful accounts ▶			
	8	Inventories for sale or use			
	9	Prepaid expenses and deferred charges			
	10a	Investments—U.S. and state government obligations (attach schedule)			
	b	Investments—corporate stock (attach schedule)	1045306	1084920	1003340
	c	Investments—corporate bonds (attach schedule)			
	11	Investments—land, buildings, and equipment basis ▶			
	Less: accumulated depreciation (attach schedule) ▶				
12	Investments—mortgage loans				
13	Investments—other (attach schedule)				
14	Land, buildings, and equipment: basis ▶				
	Less: accumulated depreciation (attach schedule) ▶				
15	Other assets (describe ▶ )				
16	Total assets (to be completed by all filers—see the instructions. Also, see page 1, item I)	1063448	1109380	1027800	
Liabilities	17	Accounts payable and accrued expenses			
	18	Grants payable			
	19	Deferred revenue			
	20	Loans from officers, directors, trustees, and other disqualified persons			
	21	Mortgages and other notes payable (attach schedule)			
	22	Other liabilities (describe ▶ )			
	23	Total liabilities (add lines 17 through 22)	0.	0.	
Net Assets or Fund Balances		Foundations that follow SFAS 117, check here ▶ <input type="checkbox"/> and complete lines 24 through 26 and lines 30 and 31.			
	24	Unrestricted			
	25	Temporarily restricted			
	26	Permanently restricted			
		Foundations that do not follow SFAS 117, check here ▶ <input checked="" type="checkbox"/> and complete lines 27 through 31.			
	27	Capital stock, trust principal, or current funds			
	28	Paid-in or capital surplus, or land, bldg., and equipment fund			
29	Retained earnings, accumulated income, endowment, or other funds	1063448	1109380		
30	Total net assets or fund balances (see instructions)	1063448	1109380		
31	Total liabilities and net assets/fund balances (see instructions)	1063448	1109380		

**Part III Analysis of Changes in Net Assets or Fund Balances**

1	Total net assets or fund balances at beginning of year—Part II, column (a), line 30 (must agree with end-of-year figure reported on prior year's return)	1	1063448
2	Enter amount from Part I, line 27a	2	45932
3	Other increases not included in line 2 (itemize) ▶	3	
4	Add lines 1, 2, and 3	4	1109380
5	Decreases not included in line 2 (itemize) ▶	5	
6	Total net assets or fund balances at end of year (line 4 minus line 5)—Part II, column (b), line 30	6	1109380

**Part IV Capital Gains and Losses for Tax on Investment Income**

(a) List and describe the kind(s) of property sold (e.g., real estate, 2-story brick warehouse, or common stock, 200 shs. MLC Co.)		(b) How acquired P—Purchase D—Donation	(c) Date acquired (mo., day, yr.)	(d) Date sold (mo., day, yr.)
1a	SEE SCHEDULES ATTACHED	P	VAR	VAR
b				
c				
d				
e				
(e) Gross sales price	(f) Depreciation allowed (or allowable)	(g) Cost or other basis plus expense of sale	(h) Gain or (loss) (e) plus (f) minus (g)	
a	487,076	421,237	65,839	
b				
c				
d				
e				
Complete only for assets showing gain in column (h) and owned by the foundation on 12/31/69			(i) Gains (Col. (h) gain minus col. (k), but not less than -0-) or Losses (from col. (h))	
(j) FMV as of 12/31/69	(k) Adjusted basis as of 12/31/69	(l) Excess of col. (j) over col. (k), if any		
a				
b				
c				
d				
e				
2	Capital gain net income or (net capital loss) { If gain, also enter in Part I, line 7 If (loss), enter -0- in Part I, line 7 }		2	65,839
3	Net short-term capital gain or (loss) as defined in sections 1222(5) and (6): If gain, also enter in Part I, line 8, column (c) (see instructions). If (loss), enter -0- in Part I, line 8		3	N/A

**Part V Qualification Under Section 4940(e) for Reduced Tax on Net Investment Income**

(For optional use by domestic private foundations subject to the section 4940(a) tax on net investment income.)

If section 4940(d)(2) applies, leave this part blank.

Was the foundation liable for the section 4942 tax on the distributable amount of any year in the base period?  Yes  No  
If "Yes," the foundation does not qualify under section 4940(e). Do not complete this part.

1 Enter the appropriate amount in each column for each year; see the instructions before making any entries.

(a) Base period years Calendar year (or tax year beginning in)	(b) Adjusted qualifying distributions	(c) Net value of noncharitable-use assets	(d) Distribution ratio (col. (b) divided by col. (c))
2014	68,771	1,114,123	0.0617
2013	91,159	1,139,541	0.0800
2012	52,000	1,143,592	0.0455
2011	43,500	1,167,670	0.0372
2010	63,750	1,190,286	0.0536
2	Total of line 1, column (d)		2 0.2780
3	Average distribution ratio for the 5-year base period—divide the total on line 2 by 5, or by the number of years the foundation has been in existence if less than 5 years		3 0.0556
4	Enter the net value of noncharitable-use assets for 2015 from Part X, line 5		4 1,059,364
5	Multiply line 4 by line 3		5 58,901
6	Enter 1% of net investment income (1% of Part I, line 27b)		6 892
7	Add lines 5 and 6		7 59,793
8	Enter qualifying distributions from Part XII, line 4 If line 8 is equal to or greater than line 7, check the box in Part VI, line 1b, and complete that part using a 1% tax rate. See the Part VI instructions		8 42,750

**Part VI Excise Tax Based on Investment Income (Section 4940(a), 4940(b), 4940(e), or 4948—see instructions)**

1a	Exempt operating foundations described in section 4940(d)(2), check here <input type="checkbox"/> and enter "N/A" on line 1. Date of ruling or determination letter _____ (attach copy of letter if necessary—see instructions)			
b	Domestic foundations that meet the section 4940(e) requirements in Part V, check here <input type="checkbox"/> and enter 1% of Part I, line 27b	1	1783	
c	All other domestic foundations enter 2% of line 27b. Exempt foreign organizations enter 4% of Part I, line 12, col. (b).			
2	Tax under section 511 (domestic section 4947(a)(1) trusts and taxable foundations only. Others enter -0-)	2	-0-	
3	Add lines 1 and 2	3	1783	
4	Subtitle A (income) tax (domestic section 4947(a)(1) trusts and taxable foundations only. Others enter -0-)	4	-0-	
5	Tax based on investment income. Subtract line 4 from line 3. If zero or less, enter -0-	5	1783	
6	Credits/Payments:			
a	2015 estimated tax payments and 2014 overpayment credited to 2015	6a		
b	Exempt foreign organizations—tax withheld at source	6b		
c	Tax paid with application for extension of time to file (Form 8868)	6c		
d	Backup withholding erroneously withheld	6d		
7	Total credits and payments. Add lines 6a through 6d	7		
8	Enter any penalty for underpayment of estimated tax. Check here <input type="checkbox"/> if Form 2220 is attached	8		
9	Tax due. If the total of lines 5 and 8 is more than line 7, enter amount owed	9	1783	
10	Overpayment. If line 7 is more than the total of lines 5 and 8, enter the amount overpaid	10		
11	Enter the amount of line 10 to be: Credited to 2016 estimated tax <input type="checkbox"/> Refunded <input type="checkbox"/>	11		

**Part VII-A Statements Regarding Activities**

	Yes	No
1a		✓
b		✓
c		✓
d		
e		
2		✓
3		
4a		✓
4b		N/A
5		✓
6	✓	
7	✓	
8a		
b	✓	
9		✓
10		✓

**Part VII-A Statements Regarding Activities (continued)**

		Yes	No
11	At any time during the year, did the foundation, directly or indirectly, own a controlled entity within the meaning of section 512(b)(13)? If "Yes," attach schedule (see instructions)		<input checked="" type="checkbox"/>
12	Did the foundation make a distribution to a donor advised fund over which the foundation or a disqualified person had advisory privileges? If "Yes," attach statement (see instructions)		<input checked="" type="checkbox"/>
13	Did the foundation comply with the public inspection requirements for its annual returns and exemption application? Website address ▶	<input checked="" type="checkbox"/>	
14	The books are in care of ▶ <u>EDWARD T. SPEER, CPA</u> Telephone no. ▶ <u>561-268-6860</u> Located at ▶ <u>5550 GLADES RD, STE 500, BOCA RATON, FL</u> ZIP+4 ▶ <u>33431</u>		
15	Section 4947(a)(1) nonexempt charitable trusts filing Form 990-PF in lieu of Form 1041—Check here. ▶ <input type="checkbox"/> and enter the amount of tax-exempt interest received or accrued during the year ▶ <u>15</u>		
16	At any time during calendar year 2015, did the foundation have an interest in or a signature or other authority over a bank, securities, or other financial account in a foreign country? See the instructions for exceptions and filing requirements for FinCEN Form 114. If "Yes," enter the name of the foreign country ▶	<input type="checkbox"/>	<input checked="" type="checkbox"/>

**Part VII-B Statements Regarding Activities for Which Form 4720 May Be Required**

File Form 4720 if any item is checked in the "Yes" column, unless an exception applies.		Yes	No
1a	During the year did the foundation (either directly or indirectly):		
	(1) Engage in the sale or exchange, or leasing of property with a disqualified person? <input type="checkbox"/> Yes <input checked="" type="checkbox"/> No		
	(2) Borrow money from, lend money to, or otherwise extend credit to (or accept it from) a disqualified person? <input type="checkbox"/> Yes <input checked="" type="checkbox"/> No		
	(3) Furnish goods, services, or facilities to (or accept them from) a disqualified person? <input type="checkbox"/> Yes <input checked="" type="checkbox"/> No		
	(4) Pay compensation to, or pay or reimburse the expenses of, a disqualified person? <input type="checkbox"/> Yes <input checked="" type="checkbox"/> No		
	(5) Transfer any income or assets to a disqualified person (or make any of either available for the benefit or use of a disqualified person)? <input type="checkbox"/> Yes <input checked="" type="checkbox"/> No		
	(6) Agree to pay money or property to a government official? (Exception. Check "No" if the foundation agreed to make a grant to or to employ the official for a period after termination of government service, if terminating within 90 days.) <input type="checkbox"/> Yes <input checked="" type="checkbox"/> No		
b	If any answer is "Yes" to 1a(1)–(6), did any of the acts fail to qualify under the exceptions described in Regulations section 53.4941(d)-3 or in a current notice regarding disaster assistance (see instructions)? <input type="checkbox"/> Organizations relying on a current notice regarding disaster assistance check here ▶ <input type="checkbox"/>	1b	N/A
c	Did the foundation engage in a prior year in any of the acts described in 1a, other than excepted acts, that were not corrected before the first day of the tax year beginning in 2015?	1c	<input checked="" type="checkbox"/>
2	Taxes on failure to distribute income (section 4942) (does not apply for years the foundation was a private operating foundation defined in section 4942(j)(3) or 4942(j)(5)).		
a	At the end of tax year 2015, did the foundation have any undistributed income (lines 6d and 6e, Part XIII) for tax year(s) beginning before 2015? <input type="checkbox"/> Yes <input checked="" type="checkbox"/> No If "Yes," list the years ▶ 20____, 20____, 20____, 20____		
b	Are there any years listed in 2a for which the foundation is not applying the provisions of section 4942(a)(2) (relating to incorrect valuation of assets) to the year's undistributed income? (If applying section 4942(a)(2) to all years listed, answer "No" and attach statement—see instructions.)	2b	N/A
c	If the provisions of section 4942(a)(2) are being applied to any of the years listed in 2a, list the years here ▶ 20____, 20____, 20____, 20____		
3a	Did the foundation hold more than a 2% direct or indirect interest in any business enterprise at any time during the year? <input type="checkbox"/> Yes <input checked="" type="checkbox"/> No		
b	If "Yes," did it have excess business holdings in 2015 as a result of (1) any purchase by the foundation or disqualified persons after May 26, 1969; (2) the lapse of the 5-year period (or longer period approved by the Commissioner under section 4943(c)(7)) to dispose of holdings acquired by gift or bequest; or (3) the lapse of the 10-, 15-, or 20-year first phase holding period? (Use Schedule C, Form 4720, to determine if the foundation had excess business holdings in 2015.)	3b	N/A
4a	Did the foundation invest during the year any amount in a manner that would jeopardize its charitable purposes?	4a	<input checked="" type="checkbox"/>
b	Did the foundation make any investment in a prior year (but after December 31, 1969) that could jeopardize its charitable purpose that had not been removed from jeopardy before the first day of the tax year beginning in 2015?	4b	<input checked="" type="checkbox"/>

**Part VII-B Statements Regarding Activities for Which Form 4720 May Be Required (continued)**

5a During the year did the foundation pay or incur any amount to:

(1) Carry on propaganda, or otherwise attempt to influence legislation (section 4945(e))?  Yes  No

(2) Influence the outcome of any specific public election (see section 4955); or to carry on, directly or indirectly, any voter registration drive?  Yes  No

(3) Provide a grant to an individual for travel, study, or other similar purposes?  Yes  No

(4) Provide a grant to an organization other than a charitable, etc., organization described in section 4945(d)(4)(A)? (see instructions)  Yes  No

(5) Provide for any purpose other than religious, charitable, scientific, literary, or educational purposes, or for the prevention of cruelty to children or animals?  Yes  No

b If any answer is "Yes" to 5a(1)-(5), did any of the transactions fail to qualify under the exceptions described in Regulations section 53.4945 or in a current notice regarding disaster assistance (see instructions)?  Yes  No

Organizations relying on a current notice regarding disaster assistance check here

c If the answer is "Yes" to question 5a(4), does the foundation claim exemption from the tax because it maintained expenditure responsibility for the grant?  Yes  No

If "Yes," attach the statement required by Regulations section 53.4945-5(d).

6a Did the foundation, during the year, receive any funds, directly or indirectly, to pay premiums on a personal benefit contract?  Yes  No

b Did the foundation, during the year, pay premiums, directly or indirectly, on a personal benefit contract?  Yes  No

If "Yes" to 6b, file Form 8870

7a At any time during the tax year, was the foundation a party to a prohibited tax shelter transaction?  Yes  No

b If "Yes," did the foundation receive any proceeds or have any net income attributable to the transaction?  Yes  No

**Part VIII Information About Officers, Directors, Trustees, Foundation Managers, Highly Paid Employees, and Contractors**

1 List all officers, directors, trustees, foundation managers and their compensation (see instructions)

(a) Name and address	(b) Title, and average hours per week devoted to position	(c) Compensation (if not paid, enter -0-)	(d) Contributions to employee benefit plans and deferred compensation	(e) Expense account, other allowances
STEVEN M. LOEB ONE LIBERTY PLAZA, NY, NY 10006	PRES/TREAS AS REQ'D	-0-	-0-	-0-
FERN S. LOEB	VP/SECY AS REQ'D	-0-	-0-	-0-
MICHAEL R. CHAYET ONE LIBERTY PLAZA, NY, NY 10006	DIRECTOR AS REQ'D	-0-	-0-	-0-

2 Compensation of five highest-paid employees (other than those included on line 1—see instructions). If none, enter "NONE."

(a) Name and address of each employee paid more than \$50,000	(b) Title, and average hours per week devoted to position	(c) Compensation	(d) Contributions to employee benefit plans and deferred compensation	(e) Expense account, other allowances
NONE				

Total number of other employees paid over \$50,000

**Part VIII Information About Officers, Directors, Trustees, Foundation Managers, Highly Paid Employees, and Contractors (continued)**

**3 Five highest-paid independent contractors for professional services (see instructions). If none, enter "NONE."**

(a) Name and address of each person paid more than \$50,000	(b) Type of service	(c) Compensation
NONE		

Total number of others receiving over \$50,000 for professional services . . . . . ▶

**Part IX-A Summary of Direct Charitable Activities**

List the foundation's four largest direct charitable activities during the tax year. Include relevant statistical information such as the number of organizations and other beneficiaries served, conferences convened, research papers produced, etc.

Expenses

1 N/A	
2	
3	
4	

**Part IX-B Summary of Program-Related Investments (see instructions)**

Describe the two largest program-related investments made by the foundation during the tax year on lines 1 and 2

Amount

1 N/A	
2	
3 All other program-related investments. See instructions. N/A	

Total. Add lines 1 through 3 . . . . . ▶

**Part X** Minimum Investment Return (All domestic foundations must complete this part. Foreign foundations, see instructions.)

1	Fair market value of assets not used (or held for use) directly in carrying out charitable, etc., purposes:		
a	Average monthly fair market value of securities	1a	1049832
b	Average of monthly cash balances	1b	25664
c	Fair market value of all other assets (see instructions)	1c	
d	Total (add lines 1a, b, and c)	1d	1075496
e	Reduction claimed for blockage or other factors reported on lines 1a and 1c (attach detailed explanation)	1e	
2	Acquisition indebtedness applicable to line 1 assets	2	
3	Subtract line 2 from line 1d	3	1075496
4	Cash deemed held for charitable activities. Enter 1 1/2% of line 3 (for greater amount, see instructions)	4	16132
5	Net value of noncharitable-use assets. Subtract line 4 from line 3. Enter here and on Part V, line 4	5	1059364
6	Minimum investment return. Enter 5% of line 5	6	52968

**Part XI** Distributable Amount (see instructions) (Section 4942(j)(3) and (j)(5) private operating foundations and certain foreign organizations check here  and do not complete this part.)

1	Minimum investment return from Part X, line 6	1	52968
2a	Tax on investment income for 2015 from Part VI, line 5	2a	1783
b	Income tax for 2015. (This does not include the tax from Part VI.)	2b	
c	Add lines 2a and 2b	2c	1783
3	Distributable amount before adjustments. Subtract line 2c from line 1	3	51185
4	Recoveries of amounts treated as qualifying distributions	4	
5	Add lines 3 and 4	5	51185
6	Deduction from distributable amount (see instructions)	6	
7	Distributable amount as adjusted. Subtract line 6 from line 5. Enter here and on Part XIII, line 1	7	51185

**Part XII** Qualifying Distributions (see instructions)

1	Amounts paid (including administrative expenses) to accomplish charitable, etc., purposes:		
a	Expenses, contributions, gifts, etc.—total from Part I, column (d), line 26	1a	42750
b	Program-related investments—total from Part IX-B	1b	
2	Amounts paid to acquire assets used (or held for use) directly in carrying out charitable, etc., purposes	2	
3	Amounts set aside for specific charitable projects that satisfy the		
a	Suitability test (prior IRS approval required)	3a	
b	Cash distribution test (attach the required schedule)	3b	
4	Qualifying distributions. Add lines 1a through 3b. Enter here and on Part V, line 8, and Part XIII, line 4	4	42750
5	Foundations that qualify under section 4940(e) for the reduced rate of tax on net investment income. Enter 1% of Part I, line 27b (see instructions)	5	
6	Adjusted qualifying distributions. Subtract line 5 from line 4	6	42750

Note The amount on line 6 will be used in Part V, column (b), in subsequent years when calculating whether the foundation qualifies for the section 4940(e) reduction of tax in those years.

**Part XIII Undistributed Income (see instructions)**

	(a) Corpus	(b) Years prior to 2014	(c) 2014	(d) 2015
1 Distributable amount for 2015 from Part XI, line 7				51185
2 Undistributed income, if any, as of the end of 2015:				
a Enter amount for 2014 only				
b Total for prior years. 20__20__20__				
3 Excess distributions carryover, if any, to 2015:				
a From 2010	63750			
b From 2011	43500			
c From 2012	52000			
d From 2013	91500			
e From 2014	69250			
f Total of lines 3a through e	320000			
4 Qualifying distributions for 2015 from Part XII, line 4. ▶ \$ 42,750				
a Applied to 2014, but not more than line 2a				
b Applied to undistributed income of prior years (Election required—see instructions)				
c Treated as distributions out of corpus (Election required—see instructions)	42750			
d Applied to 2015 distributable amount				
e Remaining amount distributed out of corpus				
5 Excess distributions carryover applied to 2015 (If an amount appears in column (d), the same amount must be shown in column (a).)	51185			51185
6 Enter the net total of each column as indicated below:				
a Corpus. Add lines 3f, 4c, and 4e. Subtract line 5	311565			
b Prior years' undistributed income. Subtract line 4b from line 2b				
c Enter the amount of prior years' undistributed income for which a notice of deficiency has been issued, or on which the section 4942(a) tax has been previously assessed				
d Subtract line 6c from line 6b. Taxable amount—see instructions				
e Undistributed income for 2014. Subtract line 4a from line 2a. Taxable amount—see instructions				
f Undistributed income for 2015. Subtract lines 4d and 5 from line 1. This amount must be distributed in 2016				-0-
7 Amounts treated as distributions out of corpus to satisfy requirements imposed by section 170(b)(1)(F) or 4942(g)(3) (Election may be required—see instructions)				
8 Excess distributions carryover from 2010 not applied on line 5 or line 7 (see instructions)	12565			
9 Excess distributions carryover to 2016. Subtract lines 7 and 8 from line 6a	299000			
10 Analysis of line 9:				
a Excess from 2011	43500			
b Excess from 2012	52000			
c Excess from 2013	91500			
d Excess from 2014	69250			
e Excess from 2015	42750			

**Part XIV Private Operating Foundations** (see instructions and Part VII-A, question 9) *NOT APPLICABLE*

- 1a If the foundation has received a ruling or determination letter that it is a private operating foundation, and the ruling is effective for 2015, enter the date of the ruling . . . . . ▶
- b Check box to indicate whether the foundation is a private operating foundation described in section  4942(j)(3) or  4942(j)(5)

	Tax year				(e) Total
	(a) 2015	(b) 2014	(c) 2013	(d) 2012	
2a Enter the lesser of the adjusted net income from Part I or the minimum investment return from Part X for each year listed . . . . .					
b 85% of line 2a . . . . .					
c Qualifying distributions from Part XII, line 4 for each year listed . . . . .					
d Amounts included in line 2c not used directly for active conduct of exempt activities . . . . .					
e Qualifying distributions made directly for active conduct of exempt activities. Subtract line 2d from line 2c . . . . .					
3 Complete 3a, b, or c for the alternative test relied upon:					
a "Assets" alternative test—enter:					
(1) Value of all assets . . . . .					
(2) Value of assets qualifying under section 4942(j)(3)(B)(i) . . . . .					
b "Endowment" alternative test—enter 2/3 of minimum investment return shown in Part X, line 6 for each year listed . . . . .					
c "Support" alternative test—enter:					
(1) Total support other than gross investment income (interest, dividends, rents, payments on securities loans (section 512(a)(5)), or royalties) . . . . .					
(2) Support from general public and 5 or more exempt organizations as provided in section 4942(j)(3)(B)(iii) . . . . .					
(3) Largest amount of support from an exempt organization . . . . .					
(4) Gross investment income . . . . .					

**Part XV Supplementary Information** (Complete this part only if the foundation had \$5,000 or more in assets at any time during the year—see instructions.)

1 Information Regarding Foundation Managers:

a List any managers of the foundation who have contributed more than 2% of the total contributions received by the foundation before the close of any tax year (but only if they have contributed more than \$5,000). (See section 507(d)(2).)

*NONE*

b List any managers of the foundation who own 10% or more of the stock of a corporation (or an equally large portion of the ownership of a partnership or other entity) of which the foundation has a 10% or greater interest.

*NONE*

2 Information Regarding Contribution, Grant, Gift, Loan, Scholarship, etc., Programs:

Check here  if the foundation only makes contributions to preselected charitable organizations and does not accept unsolicited requests for funds. If the foundation makes gifts, grants, etc. (see instructions) to individuals or organizations under other conditions, complete items 2a, b, c, and d.

a The name, address, and telephone number or e-mail address of the person to whom applications should be addressed:

*N/A*

b The form in which applications should be submitted and information and materials they should include:

*N/A*

c Any submission deadlines:

*N/A*

d Any restrictions or limitations on awards, such as by geographical areas, charitable fields, kinds of institutions, or other factors:

*N/A*

**Part XV** Supplementary Information (continued)

**3 Grants and Contributions Paid During the Year or Approved for Future Payment**

Recipient	If recipient is an individual, show any relationship to any foundation manager or substantial contributor	Foundation status of recipient	Purpose of grant or contribution	Amount
Name and address (home or business)				
a Paid during the year  <i>SCHEDULE ATTACHED</i>				<i>40,000</i>
Total . . . . .				3a <i>40,000</i>
b Approved for future payment				
Total . . . . .				3b





THE TEBIL FOUNDATION, INC.

#13-6082546

2015

FORM 990-PF

PART I, Line 18 - TAXES

U.S. Treasury - for 2014	479
Foreign Tax Withheld	<u>30</u>
	<u>509</u>

PART I, Line 23 - OTHER EXPENSES

New York State Dept. of Law	250
Management Fees	<u>9,060</u>
	<u>9,310</u>

FORM 990-PF

PART II - BALANCE SHEET

Line 10b - CORPORATE STOCK

# SHS	DESCRIPTION	BEGINNING	END OF YEAR	
		OF YEAR	BOOK VALUE	MKT VALUE
		<u>BOOK VALUE</u>	<u>BOOK VALUE</u>	<u>MKT VALUE</u>
3,443	AMG Yacktman Focused Fd	84,147		
6,252	AMG Yacktman Focused Fd		148,379	123,601
12,587	Double Line Tot Ret Fd Instl	141,070		
13,112	Double Line Tot Ret Fd Instl		146,821	141,349
14,307	Templeton Glbl Bond Adv.	191,350		
14,778	Templeton Glbl Bond Adv.		197,016	170,386
13,017	JPM Strat Incm Oppty Cl S	152,835		
13,417	JPM Strat Incm Oppty Cl S		157,854	148,797
24,793	Lord Abbett Sht Dur Incm F	113,235		
16,596	Lord Abbett Sht Dur Incm F		75,378	71,530
9,564	Thompson Bond Fund	110,800		
8,188	Thompson Bond Fund		94,641	86,795
10,157	Tcw Emerg. Mkts. Fd. Cl 1	93,459	-	
	UBS #Y6-06260 - see schedule	<u>158,410</u>	<u>264,831</u>	<u>260,882</u>
	TOTALS	<u>1,045,306</u>	<u>1,084,920</u>	<u>1,003,340</u>



ACCESS  
December 2015

Account name: THE TEBIL FOUNDATION, INC  
Account number: Y6 06260 W

Your Financial Advisor:  
FREIDES/KANIGHIER  
310-734-2400/888-843-6991

## Your assets

Some prices, income and current values shown may be approximate. As a result, gains and losses may not be accurately reflected. See *Important information about your statement* at the end of this document for more information.

### Cash

#### Cash and money balances

Cash and money balances may include available cash balances, UBS Bank USA deposit account balances, UBS AG Stamford Branch deposit account balances and money market mutual fund sweep balances.

UBS Bank USA deposit account balances are insured by the FDIC within applicable limits, but are not protected by SIPC. UBS AG Stamford Branch deposit account balances are not insured by FDIC and are not protected by SIPC. Money market sweep balances are protected by SIPC but are not insured by the FDIC. See the *Important information about your statement* at the end of this document for details about those balances.

Holding	Opening balance on Dec 1 (\$)	Closing balance on Dec 31 (\$)	Price per share on Dec 31 (\$)	Average rate	Dividend/interest period	Days in period	Unrealized gain or loss (\$)	Cap amount (\$)
UBS BANK USA BUS ACCT	5,735.35	6,050.11						250,000.00

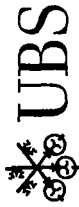
### Equities

#### Common stock

Holding	Trade date	Number of shares	Purchase price/Average price per share (\$)	Cost basis (\$)	Price per share on Dec 31 (\$)	Value on Dec 31 (\$)	Unrealized gain or loss (\$)	Holding period
ADOBE SYSTEMS INC (DELAWARE)								
Symbol: ADBE Exchange: OTC	Apr 1, 15	174,000	74.460	12,956.15	93.940	16,345.56	3,389.41	ST
ALLERGAN PLC								
Symbol: AGN Exchange: NYSE	Oct 1, 15	46,000	276.332	12,711.29	312.500	14,375.00	1,663.71	ST
APPLE INC								
Symbol: AAPL Exchange: OTC	Apr 1, 15	108,000	124.003	13,392.39	105.260	11,368.08	-2,024.31	ST
EAI \$235 Current yield: 1.98%	Jul 22, 15	5,000	124.592	622.96	105.260	526.30	-96.66	ST
Security total		113,000	124.030	14,015.35		11,894.38	-2,120.97	
BIOGEN INC								
Symbol: BIB Exchange: OTC	Apr 1, 15	32,000	414.930	13,277.76	306.350	9,803.20	-3,474.56	ST
Security total	Jul 22, 15	4,000	394.810	1,579.24	306.350	1,225.40	-353.84	ST
Security total		36,000	412.694	14,857.00		11,028.60	-3,828.40	

continued next page





ACCESS  
December 2015

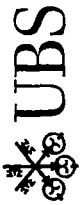
Account name: THE TEBIL FOUNDATION, INC  
Account number: Y6 06260 VV

Your Financial Advisor:  
FREIDES/KANIGHER  
310-734-2400/888-843-6991

Your assets ▸ Equities ▸ Common stock (continued)

Holding	Trade date	Number of shares	Purchase price/Average price per share (\$)	Cost basis (\$)	Price per share on Dec 31 (\$)	Value on Dec 31 (\$)	Unrealized gain or loss (\$)	Holding period
<b>CELGENE CORP</b>								
Symbol CELG Exchange: OTC	Apr 1, 15	102,000	113.854	11,613.16	119.760	12,215.52	602.36	ST
<b>COMCAST CORP NEW CL A</b>								
Symbol CMCSA Exchange: OTC								
EAI: \$220 Current yield: 1.77%	Apr 1, 15	220,000	56.495	12,428.94	56.430	12,414.60	-14.34	ST
<b>COSTCO WHOLESALE CORP</b>								
Symbol COST Exchange: OTC								
EAI: \$155 Current yield: 0.99%	Apr 1, 15	89,000	150.580	13,401.67	161.500	14,373.50	971.83	ST
Security total	Jul 22, 15	8,000	145.835	1,166.68	161.500	1,292.00	125.32	ST
		97,000	150.189	14,568.35		15,665.50	1,097.15	
<b>CVS HEALTH CORP</b>								
Symbol CVS Exchange: NYSE								
EAI: \$218 Current yield: 1.74%	Apr 1, 15	128,000	101.974	13,052.75	97.770	12,514.56	-538.19	ST
<b>EBAY INC</b>								
Symbol EBAY Exchange: OTC								
Security total	Apr 1, 15	234,000	22.486	5,261.81	27.480	6,430.32	1,168.51	ST
	Jul 23, 15	262,000	28.476	7,460.79	27.480	7,199.76	-261.03	ST
		496,000	25.650	12,722.60		13,630.08	907.48	
<b>EMC CORP MASS</b>								
Symbol: EMC Exchange: NYSE								
EAI: \$253 Current yield: 1.79%	Apr 1, 15	524,000	25.499	13,361.58	25.680	13,456.32	94.74	ST
Security total	Jul 22, 15	27,000	25.679	693.35	25.680	693.36	0.01	ST
		551,000	25.508	14,054.93		14,149.68	94.75	
<b>GILEAD SCIENCES INC</b>								
Symbol: GILD Exchange: OTC								
EAI: \$206 Current yield: 1.70%	Apr 1, 15	120,000	96.250	11,550.00	101.190	12,142.80	592.80	ST
<b>HCA HOLDINGS INC</b>								
Symbol: HCA Exchange: NYSE								
Security total	Apr 1, 15	151,000	74.136	11,194.61	67.630	10,212.13	-982.48	ST
<b>LAUDER ESTEE COS CL A</b>								
Symbol: EL Exchange: NYSE								
EAI: \$191 Current yield: 1.36%	Apr 1, 15	159,000	83.015	13,199.51	88.060	14,001.54	802.03	ST
<b>MASTERCARD INC CL A</b>								
Symbol: MA Exchange: NYSE								
EAI: \$111 Current yield: 0.78%	Jun 29, 15	52,000	92.807	4,826.00	97.360	5,062.72	236.72	ST
	Jun 30, 15	21,000	93.313	1,959.58	97.360	2,044.56	84.98	ST

continued next page



ACCESS  
December 2015

Account name: THE TEBIL FOUNDATION, INC  
Account number: Y6 06260 VW

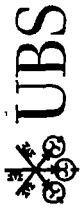
Your Financial Advisor:  
FREIDES/KANIGHER  
310-734-2400/888-843-6991

Your assets › Equities › Common stock (continued)

Holding	Trade date	Number of shares	Purchase price/Average price per share (\$)	Cost basis (\$)	Price per share on Dec 31 (\$)	Value on Dec 31 (\$)	Unrealized gain or loss (\$)	Holding period
Security total	Jul 22, 15	73 000	96 885	7,072 65	97 360	7,107 28	34 63	ST
NIKE INC CL B		146,000	94,919	13,858.23		14,214.56	356.33	
Symbol NKE Exchange NYSE								
EAI: \$159 Current yield 1.03%	Apr 1, 15	248 000	49.591	12,298.81	62 500	15,500.00	3,201.19	ST
NORDSTROM INC								
Symbol JWN Exchange NYSE								
EAI: \$266 Current yield 2.97%	Apr 1, 15	167 000	79.930	13,348.46	49 810	8,318.27	-5,030.19	ST
Security total	Jul 22, 15	13 000	78 746	1,023.70	49 810	647.53	-376.17	ST
		180 000	79 845	14,372.16		8,965.80	-5,406.36	
PAYPAL HOLDINGS INC								
Symbol PYPL Exchange OTC								
Security total	Apr 1, 15	234 000	34.773	8,137.03	36 200	8,470.80	333.77	ST
	Jul 23, 15	139 000	37.662	5,235.10	36 200	5,031.80	-203.30	ST
		373 000	35.850	13,372.13		13,502.60	130.47	
QUALCOMM INC								
Symbol QCOM Exchange OTC								
EAI: \$422 Current yield 3.84%	Feb 14, 14	21,000	76.148	1,599.11	49 985	1,049.69	-549.42	LT
	Oct 23, 14	8 000	75.321	602.57	49 985	399.88	-202.69	LT
	Feb 2, 15	9 000	64.488	580.40	49 985	449.87	-130.53	ST
	Mar 27, 15	7,000	66.850	467.95	49,985	349.90	-118.05	ST
	Apr 1, 15	149 000	69.295	10,324.97	49 985	7,447.77	-2,877.20	ST
	Jul 22, 15	26 000	64.318	1,672.28	49 985	1,299.61	-372.67	ST
Security total		220 000	69.306	15,247.28		10,996.70	-4,250.56	
TJX COS INC NEW								
Symbol TJX Exchange NYSE								
EAI: \$173 Current yield 1.18%	Apr 1, 15	193 000	69.547	13,422.74	70 910	13,685.63	262.89	ST
	Jul 22, 15	13 000	68.510	890.63	70 910	921.83	31.20	ST
Security total		206 000	69.482	14,313.37		14,607.46	294.09	
WALT DISNEY CO (HOLDING CO)								
DISNEY COM								
Symbol DIS Exchange NYSE								
EAI: \$169 Current yield 1.35%	Apr 1, 15	119 000	104.575	12,444.48	105 080	12,504.52	60.04	ST



continued next page



ACCESS  
December 2015

Account name:  
Account number:

THE TEBIL FOUNDATION, INC  
Y6 06260 W

Your Financial Advisor:  
FREIDES/KANIGHER  
310-734-2400/888-843-6991

Your assets › Equities › Common stock (continued)

Holding	Trade date	Number of shares	Purchase price/Average price per share (\$)	Cost basis (\$)	Price per share on Dec 31 (\$)	Value on Dec 31 (\$)	Unrealized gain or loss (\$)	Holding period
<b>Total</b>				<b>\$264,831.10</b>		<b>\$260,881.59</b>	<b>-\$3,949.49</b>	

Total estimated annual income: \$2,778

Your total assets

	Value on Dec 31 (\$)	Percentage of your account	Cost basis (\$)	Estimated annual income (\$)	Unrealized gain or loss (\$)
Cash	6,050.11	2.27%	6,050.11	2,778.00	-3,949.49
Equities	260,881.59	97.73%	264,831.10	2,778.00	-3,949.49
<b>Total</b>	<b>\$266,931.70</b>	<b>100.00%</b>	<b>\$270,881.21</b>	<b>\$2,778.00</b>	<b>-\$3,949.49</b>

THE TEBIL FOUNDATION, INC.

#13-6082546

2015

FORM 990-PF

PART IV - CAPITAL GAINS

Thru UBS #1 (see schedule) 7,157

Thru UBS #2 (see schedule) 58,682

65,839





UBS Financial Services Inc  
 2000 Avenue Of The Stars  
 7th Floor North  
 Los Angeles CA 90067-4700  
 APZZ000651051 1215 Y6 2

# 2015 Year End Summary

UBS # 2

**Duplicate statement for the account of:**

THE TEBIL FOUNDATION, INC  
 C/O STEVEN M LOEB, PRESIDENT  
 - WESTEND LARGE CAP CORE  
 2241 SHIPPAN AVENUE  
 STAMFORD CT 06902-8207  
 Account number: Y6 06260 VV

EDWARD I SPEER  
 5550 GLADES ROAD  
 SUITE 500  
 BOCA RATON FL 33431-7277

## Summary of gains and losses

	Amount (\$)
Short term	-1,965.52
Long term	60,647.88
<b>Total</b>	<b>\$58,682.36</b>

## Realized gains and losses

Estimated 2015 gains and losses for transactions with trade dates through 12/31/15 have been incorporated into this statement. Please note that gain or loss recognized on the sale or redemption of certain Structured Products, like Contingent Debt Securities, may be ordinary, and not capital, gain or loss. Please check with your tax advisor. To calculate gains and losses, we liquidate the oldest security lot first. This is known as the first-in, first-out or FIFO accounting method. We use this method unless you specified which tax lot to close when you placed your order. This is known as a versus purchases or VSP order.

See important information about your statement on the last page of this statement for more information. We may not adjust gains and losses for all capital changes. Cost basis for coupon tax-exempt municipal securities, include securities subject to AMT, has been adjusted for mandatory amortization of bond premium. Estimates in the Unclassified section can not be classified as short-term or long-term because information is missing, or the product is one in which the gain/loss calculation is not provided.

## Short-term capital gains and losses

Security description	Method	Quantity or face value	Purchase date	Sale date	Sale amount (\$)	Cost basis (\$)	Wash sale cost basis adjustment(\$)	Loss (\$)	Gain (\$)
ABBOTT LABS	FIFO	6 000	Mar 27, 15	Apr 01, 15	275 39	281.22		-5 83	

continued next page





ACCESS

Account name: THE TEBIL FOUNDATION, INC  
Account number: Y6 06260 VVYour Financial Advisor:  
FREIDES/KANIGHER  
310-734-2400/888-843-6991

## Realized gains and losses (continued)

## Short-term capital gains and losses (continued)

Security description	Method	Quantity or face value	Purchase date	Sale date	Sale amount (\$)	Cost basis (\$)	Wash sale cost basis adjustment (\$)	Loss (\$)	Gain (\$)
ABBVIE INC COM	FIFO	5 000	Mar 27, 15	Apr 01, 15	284 15	288 05		-3 90	
ACE LTD CHF	FIFO	3 000	Mar 27, 15	Apr 01, 15	334 67	331 89			2 78
ADOBE SYSTEMS INC (DELAWARE)	FIFO	6 000	Apr 01, 15	Jul 22, 15	487 03	446 76			40 27
AMER EXPRESS CO	FIFO	5 000	Mar 27, 15	Apr 01, 15	394 54	389 70			4 84
AMERICAN INTL GROUP INC COM NEW	FIFO	34 000	Feb 17, 15	Apr 01, 15	1,867 25	1,872 20		-4 95	
	FIFO	7 000	Mar 27, 15	Apr 01, 15	384 43	378 07			6 36
ANTHEM INC	FIFO	12 000	Jan 14, 15	Apr 01, 15	1,836 69	1,572 31			264 38
	FIFO	10 000	Jan 15, 15	Apr 01, 15	1,530 57	1,340 32			190 25
	FIFO	3 000	Mar 27, 15	Apr 01, 15	459 17	468 36		-9 19	
BHP BILLITON LTD SPON ADR	FIFO	6 000	Mar 27, 15	Apr 01, 15	277 13	282 78		-5 65	
BRISTOL MYERS SQUIBB CO	FIFO	18 000	Mar 27, 15	Apr 01, 15	1,141 13	1,178 46		-37 33	
CELGENE CORP	FIFO	16 000	Apr 01, 15	Jul 22, 15	2,222 44	1,821 67			400 77
CHEVRON CORP	FIFO	4 000	Mar 27, 15	Apr 01, 15	422 99	417 60			5 39
CHUBB CORP	FIFO	4 000	Mar 27, 15	Apr 01, 15	406 35	400 76			5 59
CITIGROUP INC	FIFO	21 000	Aug 22, 14	Apr 01, 15	1,083 16	1,071 44			11 72
	FIFO	11 000	Oct 08, 14	Apr 01, 15	567 37	569 35			
	FIFO	16 000	Mar 27, 15	Apr 01, 15	825 26	815 20		-1 98	
CME GROUP INC	FIFO	3 000	Mar 27, 15	Apr 01, 15	284 46	283 49			10 06
CMS ENERGY CORP	FIFO	51 000	Mar 17, 15	Apr 01, 15	1,777 32	1,750 71			0 97
	FIFO	9 000	Mar 27, 15	Apr 01, 15	313 64	308 70			26 61
COCA COLA CO COM	FIFO	6 000	Mar 27, 15	Apr 01, 15	243 72	240 54			4 94
COMCAST CORP NEW SPECIAL*RECLASSIFICATION EFF 12/2015* CL A	FIFO	15 000	Mar 27, 15	Apr 01, 15	844 09	837 60			6 49
COMCAST CORP NEW CL A	FIFO	17 000	Apr 01, 15	Jul 22, 15	1,095 04	960 42			134 62
CONOCOPHILLIPS	FIFO	5 000	Mar 27, 15	Apr 01, 15	314 50	314 40			0 10
CVS HEALTH CORP	FIFO	4 000	Apr 01, 15	Jul 22, 15	442 37	407 90			34 47
DIAGEO PLC NEW GB SPON ADR	FIFO	4 000	Mar 27, 15	Apr 01, 15	443 23	451 56		-8 33	

continued next page



ACCESS

Account name: THE TEBIL FOUNDATION, INC.  
Account number: Y6 06260 VW

Your Financial Advisor:  
FREIDES/KANIGHER  
310-734-2400/888-843-6991

Realized gains and losses (continued)

Short-term capital gains and losses (continued)

Security description	Method	Quantity or face value	Purchase date	Sale date	Sale amount (\$)	Cost basis (\$)	Wash sale cost basis adjustment (\$)	Loss (\$)	Gain (\$)
DOMINION RESOURCES INC VA (NEW)	FIFO	9,000	Mar 27, 15	Apr 01, 15	637 19	634 59			2 60
DOW CHEMICAL	FIFO	5,000	Mar 27, 15	Apr 01, 15	238 70	241 50		-2 80	
DU PONT DE NEMOURS	FIFO	15,000	Mar 27, 15	Apr 01, 15	1,067 08	1,078 43		-11 35	
EVERSOURCE ENERGY COM	FIFO	7,000	Mar 27, 15	Apr 01, 15	353 03	351 47			1 56
EXPRESS SCRIPTS HLDG CO	FIFO	7,000	Apr 01, 15	Jul 22, 15	660 84	596 48			64 36
	FIFO	150,000	Apr 01, 15	Oct 01, 15	12,037 69	12,781 65		-743 96	
EXXON MOBIL CORP	FIFO	10,000	Mar 27, 15	Apr 01, 15	851 03	837 90			13 13
FIFTH THIRD BANCORP	FIFO	24,000	Mar 27, 15	Apr 01, 15	451 91	451 29			0 62
GENL ELECTRIC CO	FIFO	43,000	Mar 27, 15	Apr 01, 15	1,066 14	1,068 75		-2 61	
GILEAD SCIENCES INC	FIFO	19,000	Apr 01, 15	Jul 22, 15	2,238 90	1,828 75			410 15
GOLDMAN SACHS GROUP INC	FIFO	9,000	Oct 02, 14	Apr 01, 15	1,703 67	1,641 57			62 10
	FIFO	2,000	Mar 27, 15	Apr 01, 15	378 59	374 82			3 77
HCA HOLDINGS INC	FIFO	30,000	Apr 01, 15	Jul 22, 15	2,797 68	2,224 10			573 58
HOME DEPOT INC	FIFO	10,000	Aug 14, 14	Apr 01, 15	1,135 37	834 97			300 40
	FIFO	10,000	Mar 27, 15	Apr 01, 15	1,135 37	1,138 60		-3 23	
HONEYWELL INTL INC	FIFO	5,000	Mar 27, 15	Apr 01, 15	518 99	513 25			5 74
INTEL CORP	FIFO	21,000	Aug 14, 14	Apr 01, 15	647 84	712 30		-64 46	
	FIFO	28,000	Mar 27, 15	Apr 01, 15	863 78	841 12			22 66
INTL BUSINESS MACH	FIFO	3,000	Mar 27, 15	Apr 01, 15	478 58	478 98		-0 40	
INTL PAPER CO	FIFO	14,000	Aug 27, 14	Apr 01, 15	768 87	673 69			95 18
	FIFO	1,000	Aug 28, 14	Apr 01, 15	54 92	48 00			6 92
	FIFO	10,000	Mar 27, 15	Apr 01, 15	549 19	543 20			5 99
JOHNSON & JOHNSON COM	FIFO	6,000	Mar 27, 15	Apr 01, 15	594 05	603 78		-9 73	
JPMORGAN CHASE & CO	FIFO	11,000	Sep 15, 14	Apr 01, 15	664 84	658 71			6 13
	FIFO	26,000	Mar 27, 15	Apr 01, 15	1,571 45	1,546 86			24 59
KROGER COMPANY	FIFO	29,000	Oct 09, 14	Apr 01, 15	2,210 92	1,547 95			662 97
	FIFO	2,000	Oct 10, 14	Apr 01, 15	152 48	107 80			44 68
	FIFO	7,000	Mar 27, 15	Apr 01, 15	533 67	533 89		-0 22	



continued next page



ACCESS

Account name: THE TEBIL FOUNDATION, INC.  
Account number: Y6 06260 VVYour Financial Advisor:  
FREIDES/KANIGHER  
310-734-2400/888-843-6991

## Realized gains and losses (continued)

## Short-term capital gains and losses (continued)

Security description	Method	Quantity or face value	Purchase date	Sale date	Sale amount (\$)	Cost basis (\$)	Wash sale cost basis adjustment(\$)	Loss (\$)	Gain (\$)
LAUDER ESTEE COS CLA	FIFO	2,000	Apr 01, 15	Jul 22, 15	178.34	166.03			12.31
LOCKHEED MARTIN CORP	FIFO	6,000	Feb 05, 15	Apr 01, 15	1,191.94	1,162.60			29.34
	FIFO	1,000	Feb 06, 15	Apr 01, 15	198.65	196.42			2.23
	FIFO	4,000	Mar 27, 15	Apr 01, 15	794.63	807.48		-12.85	
MARATHON OIL CORP	FIFO	9,000	Mar 27, 15	Apr 01, 15	239.17	234.27			4.90
MARATHON PETROLEUM CO	FIFO	5,000	Mar 27, 15	Apr 01, 15	510.29	499.45			10.84
MCDONALDS CORP	FIFO	6,000	Mar 27, 15	Apr 01, 15	579.35	582.09		-2.74	
MERCK & CO INC NEW COM	FIFO	16,000	Mar 27, 15	Apr 01, 15	905.00	925.92		-20.92	
METLIFE INC	FIFO	1,000	Aug 27, 14	Apr 01, 15	50.47	54.72		-4.25	
	FIFO	40,000	Aug 28, 14	Apr 01, 15	2,018.76	2,169.30		-150.54	
	FIFO	10,000	Mar 27, 15	Apr 01, 15	504.69	502.60			2.09
MICHAEL KORS HLDGS LTD	FIFO	18,000	Apr 01, 15	Jun 26, 15	810.04	1,156.80		-346.76	
	FIFO	129,000	Apr 01, 15	Jun 29, 15	5,651.14	8,290.36		-2,639.22	
	FIFO	62,000	Apr 01, 15	Jun 30, 15	2,624.43	3,984.52		-1,360.09	
MICROSOFT CORP	FIFO	17,000	Aug 14, 14	Apr 01, 15	690.62	751.61		-60.99	
	FIFO	29,000	Feb 17, 15	Apr 01, 15	1,178.11	1,259.93		-81.82	
	FIFO	24,000	Mar 27, 15	Apr 01, 15	974.99	982.08		-7.09	
MONDELEZ INTL INC	FIFO	11,000	Mar 27, 15	Apr 01, 15	395.99	386.54			9.45
MORGAN STANLEY	FIFO	20,000	Aug 22, 14	Apr 01, 15	717.58	670.01			47.57
	FIFO	45,000	Sep 18, 14	Apr 01, 15	1,614.58	1,628.59			-14.01
	FIFO	23,000	Mar 27, 15	Apr 01, 15	825.22	819.25			5.97
MOTOROLA SOLUTIONS INC	FIFO	5,000	Mar 27, 15	Apr 01, 15	333.44	325.35			8.09
NEXTERA ENERGY INC COM	FIFO	6,000	Mar 27, 15	Apr 01, 15	626.33	621.42			4.91
NIKE INC CL B	FIFO	11,000	Apr 01, 15	Jul 22, 15	1,250.73	1,091.02			159.71
NORTHROP GRUMMAN CORP	FIFO	5,000	Mar 27, 15	Apr 01, 15	798.12	802.45		-4.33	
OCCIDENTAL PETROLEUM CRP	FIFO	11,000	Jan 15, 15	Apr 01, 15	815.52	838.54		-23.02	
	FIFO	8,000	Mar 27, 15	Apr 01, 15	593.11	584.00			9.11
ORACLE CORP	FIFO	312,000	Apr 01, 15	Jul 21, 15	12,365.76	13,414.60		-1,048.84	
PFIZER INC	FIFO	18,000	Oct 08, 14	Apr 01, 15	621.60	520.92			100.68
	FIFO	28,000	Mar 27, 15	Apr 01, 15	966.95	966.71			0.24

continued next page



ACCESS

Account name: THE TEBIL FOUNDATION, INC.  
Account number: Y6 06260 W

Your Financial Advisor:  
FREIDES/KANIGHER  
310-734-2400/888-843-6991

Realized gains and losses (continued)

Short-term capital gains and losses (continued)

Security description	Method	Quantity or face value	Purchase date	Sale date	Sale amount (\$)	Cost basis (\$)	Wash sale cost basis adjustment (\$)	Loss (\$)	Gain (\$)
PHILIP MORRIS INTL INC	FIFO	3 000	Mar 27, 15	Apr 01, 15	227 16	229 41		-2 25	
PHILLIPS 66	FIFO	3 000	Mar 27, 15	Apr 01, 15	239 40	234 30			5 10
PRAXAIR INC	FIFO	4 000	Mar 27, 15	Apr 01, 15	481 79	481 68			0 11
PROCTER & GAMBLE CO	FIFO	7 000	Aug 22, 14	Apr 01, 15	573 92	584 78		-10 86	
	FIFO	6 000	Nov 11, 14	Apr 01, 15	491 93	538 20		-46 27	
	FIFO	11 000	Mar 27, 15	Apr 01, 15	901 87	904 09		-2 22	
PRUDENTIAL FINANCIAL INC	FIFO	7 000	Mar 27, 15	Apr 01, 15	559 08	553 49			5 59
QUEST DIAGNOSTICS INC	FIFO	6 000	Mar 17, 15	Apr 01, 15	454 40	443 12			11 28
	FIFO	7 000	Mar 18, 15	Apr 01, 15	530 13	525 29			4 84
	FIFO	7 000	Mar 19, 15	Apr 01, 15	530 13	531 28		-1 15	
	FIFO	3 000	Mar 20, 15	Apr 01, 15	227 20	227 57		-0 37	
	FIFO	5 000	Mar 27, 15	Apr 01, 15	378 67	378 65			0 02
RAYTHEON CO NEW	FIFO	10 000	Mar 27, 15	Apr 01, 15	1,073 88	1,094 80		-20 92	
SCHLUMBERGER LTD	FIFO	4 000	Mar 27, 15	Apr 01, 15	337 39	332 56			4 83
NETHERLANDS ANTILLES	FIFO	3 000	Mar 27, 15	Apr 01, 15	325 82	325 59			0 23
SEMPRA ENERGY	FIFO	27 000	Sep 15, 14	Apr 01, 15	1,104 13	1,058 05			46 08
SUNTRUST BANKS INC	FIFO	24 000	Mar 27, 15	Apr 01, 15	981 45	970 07			11 38
TOTAL S.A. FRANCE SPON ADR									16 69
	FIFO	18 000	Jan 15, 15	Apr 01, 15	900 17	883 48			
	FIFO	12 000	Mar 27, 15	Apr 01, 15	600 11	611 06		-10 95	
TRAVELERS COS INC/THE	FIFO	8 000	Mar 27, 15	Apr 01, 15	860 46	856 20			4 26
TYCO INTL PLC	FIFO	20 000	Oct 09, 14	Apr 01, 15	863 76	856 86			6 90
	FIFO	19 000	Oct 10, 14	Apr 01, 15	820 58	807 67			12 91
	FIFO	8 000	Mar 27, 15	Apr 01, 15	345 50	341 04			4 46
UNION PACIFIC CORP	FIFO	5 000	Jan 14, 14	Jan 14, 15	549 76	422 36			127 40
	FIFO	3 000	Mar 27, 15	Apr 01, 15	323 18	326 31		-3 13	
UNITED PARCEL SERVICE INC CL B	FIFO	5 000	Mar 27, 15	Apr 01, 15	484 34	483 35			0 99

continued next page





ACCESS

Account name:  
Account number:

THE TEBIL FOUNDATION, INC  
Y6 06260 W

Your Financial Advisor:  
FREIDES/KAINIGHER  
310-734-2400/888-843-6991

Realized gains and losses (continued)

Short-term capital gains and losses (continued)

Security description	Method	Quantity or face value	Purchase date	Sale date	Sale amount (\$)	Cost basis (\$)	Wash sale cost basis adjustment(\$)	Loss (\$)	Gain (\$)
UNITEDHEALTH GROUP INC	FIFO	28 000	Jan 14, 15	Apr 01, 15	3,284.06	2,878.01			406.05
	FIFO	11 000	Jan 15, 15	Apr 01, 15	1,290.16	1,145.01			145.15
	FIFO	6 000	Mar 27, 15	Apr 01, 15	703.73	705.75		-2.02	
UNTD TECHNOLOGIES CORP	FIFO	5 000	Mar 27, 15	Apr 01, 15	581.39	584.95		-3.56	
US BANCORP DEL (NEW)	FIFO	16 000	Mar 27, 15	Apr 01, 15	695.67	683.93			11.74
VERIZON COMMUNICATIONS INC	FIFO	17 000	Mar 27, 15	Apr 01, 15	828.81	826.20			2.61
VF CORP	FIFO	4 000	Mar 27, 15	Apr 01, 15	298.99	297.16			1.83
WAL MART STORES INC	FIFO	4 000	Mar 27, 15	Apr 01, 15	325.35	325.64		-0.29	
WALT DISNEY CO (HOLDING CO) DISNEY COM	FIFO	9 000	Apr 01, 15	Jul 22, 15	1,071.53	941.18			130.35
WELLS FARGO & CO NEW	FIFO	27 000	Mar 27, 15	Apr 01, 15	1,463.47	1,458.53			4.94
WEYERHAEUSER CO	FIFO	10 000	Mar 27, 15	Apr 01, 15	330.19	330.70		-0.51	
3M CO	FIFO	4 000	Mar 27, 15	Apr 01, 15	652.46	654.19		-1.73	
<b>Total</b>					<b>\$124,638.43</b>	<b>\$126,603.95</b>		<b>-\$6,799.62</b>	<b>\$4,834.10</b>
<b>Net short-term capital gains and losses</b>								<b>-\$1,965.52</b>	

Long-term capital gains and losses

Security description	Method	Quantity or face value	Purchase date	Sale date	Sale amount (\$)	Cost basis (\$)	Wash sale cost basis adjustment(\$)	Loss (\$)	Gain (\$)
ABBOTT LABS	FIFO	26 000	Dec 28, 10	Apr 01, 15	1,193.38	591.85			601.53
ABBVIE INC COM	FIFO	26 000	Dec 28, 10	Apr 01, 15	1,477.56	641.81			835.75
	FIFO	1 000	Jun 07, 13	Apr 01, 15	56.82	43.75			13.07
ACE LTD CHF	FIFO	16 000	Oct 05, 11	Apr 01, 15	1,784.93	966.07			818.86
	FIFO	1 000	Jun 07, 13	Apr 01, 15	111.56	89.18			22.38
AMER EXPRESS CO	FIFO	24 000	Dec 28, 10	Apr 01, 15	1,893.81	1,027.88			865.93
	FIFO	1 000	Jun 07, 13	Apr 01, 15	78.91	77.69			1.22
AMERICAN TOWER CORP REIT	FIFO	9 000	Jan 15, 13	Mar 17, 15	846.08	710.19			135.89
BHP BILLITON LTD SPON ADR	FIFO	26 000	Dec 28, 10	Apr 01, 15	1,200.92	2,389.62		-1,188.70	
	FIFO	3 000	Jun 07, 13	Apr 01, 15	138.57	192.06		-53.49	

continued next page



ACCESS

Account name: THE TEBIL FOUNDATION, INC  
Account number: Y6 06260 VV

Your Financial Advisor:  
FREIDES/KANIGHER  
310-734-2400/888-843-6991

Realized gains and losses (continued)

Long-term capital gains and losses (continued)

Security description	Method	Quantity or face value	Purchase date	Sale date	Sale amount (\$)	Cost basis (\$)	Wash sale cost basis adjustment (\$)	Loss (\$)	Gain (\$)
BRISTOL MYERS SQUIBB CO	FIFO	92 000	Dec 28, 10	Apr 01, 15	5,832.44	2,448.75			3,383.69
	FIFO	3 000	Mar 19, 12	Apr 01, 15	190.19	99.57		-43.67	90.62
	FIFO	2 000	Jun 07, 13	Apr 01, 15	126.79	94.15		-1.71	32.64
CALIFORNIA RESOURCES CORP	FIFO	11 200	Dec 28, 10	Jan 07, 15	51.67	95.34		-43.67	
	FIFO	0 400	Mar 19, 12	Jan 07, 15	1.84	3.55		-1.71	
	FIFO	0 400	Jun 07, 13	Jan 07, 15	1.85	3.24		-1.39	
CHEVRON CORP	FIFO	16 000	Dec 28, 10	Jan 15, 15	1,653.61	1,461.44			192.17
	FIFO	5 000	Dec 28, 10	Mar 03, 15	526.27	456.70			69.57
	FIFO	19 000	Dec 28, 10	Apr 01, 15	2,009.21	1,735.46			273.75
CHUBB CORP	FIFO	2 000	Mar 19, 12	Apr 01, 15	211.50	221.64		-10.14	
	FIFO	1 000	Jun 07, 13	Apr 01, 15	105.75	121.50		-15.75	
	FIFO	5 000	Dec 28, 10	Feb 17, 15	505.94	299.90			206.04
CITIGROUP INC	FIFO	2 000	Dec 28, 10	Feb 18, 15	201.95	119.96			81.99
	FIFO	25 000	Dec 28, 10	Apr 01, 15	2,539.71	1,499.50			1,040.21
	FIFO	31 000	Mar 11, 13	Apr 01, 15	1,598.95	1,479.42			119.53
CME GROUP INC	FIFO	15 000	May 08, 13	Apr 01, 15	773.69	738.13			35.56
	FIFO	22 000	Jan 31, 14	Apr 01, 15	2,086.00	1,617.80			468.20
	FIFO	26 000	Dec 28, 10	Apr 01, 15	1,056.10	850.57			205.53
COMCAST CORP NEW SPECIAL*RECLASSIFICATION EFF. 12/2015* CL A	FIFO	1 000	Jun 07, 13	Apr 01, 15	40.62	41.31		-0.69	
	FIFO	50 000	Feb 16, 11	Apr 01, 15	2,813.64	1,192.96			1,620.68
	FIFO	1 000	Mar 19, 12	Apr 01, 15	56.28	29.37			26.91
CONOCOPHILLIPS	FIFO	37 000	Feb 21, 13	Apr 01, 15	2,082.09	1,407.32			674.77
	FIFO	13 000	Jan 14, 14	Apr 01, 15	731.55	659.79			71.76
	FIFO	27 000	Dec 28, 10	Apr 01, 15	1,698.29	1,387.82			310.47
	FIFO	1 000	Mar 19, 12	Apr 01, 15	62.90	59.32			3.58
	FIFO	1 000	Jun 07, 13	Apr 01, 15	62.90	62.06			0.84

continued next page





ACCESS

Account name: THE TEBIL FOUNDATION, INC  
Account number: Y6 06260 VV

Your Financial Advisor:  
FREIDES/KANIGHER  
310-734-2400/888-843-6991

### Realized gains and losses (continued)

### Long-term capital gains and losses (continued)

Security description	Method	Quantity or face value	Purchase date	Sale date	Sale amount (\$)	Cost basis (\$)	Wash sale cost basis adjustment(\$)	Loss (\$)	Gain (\$)
DIAGEO PLC NEW GB SPON ADR	FIFO	18,000	Dec 28, 10	Apr 01, 15	1,994.54	1,337.13			657.41
	FIFO	1,000	Mar 19, 12	Apr 01, 15	110.81	96.30			14.51
DOMINION RESOURCES INC VA (NEW)									
	FIFO	45,000	Dec 28, 10	Apr 01, 15	3,185.95	1,930.92			1,255.03
	FIFO	1,000	Mar 19, 12	Apr 01, 15	70.80	50.49			20.31
	FIFO	2,000	Jun 07, 13	Apr 01, 15	141.60	110.61			30.99
DOW CHEMICAL									
	FIFO	31,000	Jun 06, 11	Apr 01, 15	1,479.95	1,089.30			390.65
	FIFO	1,000	Mar 19, 12	Apr 01, 15	47.74	35.62			12.12
	FIFO	1,000	Jun 07, 13	Apr 01, 15	47.74	34.52			13.22
DU PONT DE NEMOURS									
	FIFO	67,000	Dec 28, 10	Apr 01, 15	4,766.30	3,337.27			1,429.03
	FIFO	2,000	Mar 19, 12	Apr 01, 15	142.28	106.82			35.46
	FIFO	1,000	Jun 07, 13	Apr 01, 15	71.14	55.28			15.86
DUKE ENERGY CORP NEW									
	FIFO	20,000	Feb 14, 13	Jan 14, 15	1,697.17	1,359.96			337.21
EVERSOURCE ENERGY COM									
	FIFO	36,000	Dec 28, 10	Apr 01, 15	1,815.60	1,149.05			666.55
	FIFO	1,000	Mar 19, 12	Apr 01, 15	50.43	36.47			13.96
	FIFO	1,000	Jun 07, 13	Apr 01, 15	50.44	42.15			8.29
EXXON MOBIL CORP									
	FIFO	6,000	Dec 28, 10	Mar 03, 15	524.12	440.93			83.19
	FIFO	48,000	Dec 28, 10	Apr 01, 15	4,084.93	3,527.42			557.51
	FIFO	2,000	Mar 19, 12	Apr 01, 15	170.21	174.33		-4.12	
	FIFO	1,000	Jun 07, 13	Apr 01, 15	85.10	91.20		-6.10	
FIFTH THIRD BANCORP									
	FIFO	89,000	Dec 20, 12	Apr 01, 15	1,675.84	1,341.19			334.65
	FIFO	22,000	May 08, 13	Apr 01, 15	414.26	387.46			26.80
GENL ELECTRIC CO									
	FIFO	141,000	Dec 28, 10	Apr 01, 15	3,495.96	2,592.67			903.29
	FIFO	4,000	Mar 19, 12	Apr 01, 15	99.18	81.08			18.10
	FIFO	56,000	Feb 08, 13	Apr 01, 15	1,388.46	1,259.16			129.30
	FIFO	40,000	Nov 08, 13	Apr 01, 15	991.77	1,074.38		-82.61	
GENL MILLS INC									
	FIFO	20,000	Dec 28, 10	Jan 14, 15	1,050.96	711.36			339.60
	FIFO	1,000	Mar 19, 12	Jan 14, 15	52.55	38.59			13.96

continued next page



ACCESS

Account name: THE TEBIL FOUNDATION, INC  
Account number: Y6 06260 VV

Your Financial Advisor:  
FREIDES/KANIGHER  
310-734-2400/888-843-6991

Realized gains and losses (continued)

Long-term capital gains and losses (continued)

Security description	Method	Quantity or face value	Purchase date	Sale date	Sale amount (\$)	Cost basis (\$)	Wash sale cost basis adjustment(\$)	Loss (\$)	Gain (\$)
HOME DEPOT INC	FIFO	11 000	Dec 28, 10	Feb 17, 15	1,229 61	386 54			843 07
	FIFO	32 000	Dec 28, 10	Apr 01, 15	3,633 18	1,124 48			2,508 70
	FIFO	1 000	Mar 19, 12	Apr 01, 15	113 53	48 75			64 78
	FIFO	13 000	Jan 14, 14	Apr 01, 15	1,475 98	1,051 82			424 16
HONEYWELL INTL INC	FIFO	21 000	Apr 07, 11	Apr 01, 15	2,179 76	1,229 84			949 92
	FIFO	5 000	Feb 08, 13	Apr 01, 15	518 99	353 01			165 98
	FIFO	1 000	Jun 07, 13	Apr 01, 15	103 80	78 92			24 88
INTEL CORP	FIFO	65 000	Dec 28, 10	Apr 01, 15	2,005 21	1,355 69			649 52
	FIFO	2 000	Mar 19, 12	Apr 01, 15	61 70	55 58			6 12
	FIFO	2 000	Jun 07, 13	Apr 01, 15	61 70	49 11			12 59
	FIFO	40 000	Feb 14, 14	Apr 01, 15	1,233 98	983 92			250 06
INTL BUSINESS MACH	FIFO	13 000	Dec 28, 10	Apr 01, 15	2,073 85	1,897 57			176 28
	FIFO	1 000	Mar 19, 12	Apr 01, 15	159 53	206 04		-46 51	
INTL PAPER CO	FIFO	32 000	Jul 15, 13	Apr 01, 15	1,757 41	1,516 41			241 00
JOHNSON & JOHNSON COM	FIFO	18 000	Dec 28, 10	Apr 01, 15	1,782 15	1,119 39			662 76
	FIFO	8 000	May 17, 11	Apr 01, 15	792 06	529 09			262 97
	FIFO	6 000	Aug 29, 12	Apr 01, 15	594 05	406 51			187 54
	FIFO	1 000	Jun 07, 13	Apr 01, 15	99 01	84 61			14 40
JOHNSON CONTROLS INC	FIFO	17 000	Mar 15, 11	Feb 05, 15	821 72	670 97			150 75
	FIFO	12 000	Mar 15, 11	Feb 06, 15	586 99	473 62			113 37
	FIFO	2 000	Mar 19, 12	Feb 06, 15	97 83	65 45			32 38
JPMORGAN CHASE & CO	FIFO	117 000	Dec 28, 10	Apr 01, 15	7,071 52	4,993 19			2,078 33
	FIFO	2 000	Mar 19, 12	Apr 01, 15	120 88	90 58			30 30
	FIFO	3 000	Jun 07, 13	Apr 01, 15	181 33	162 88			18 45
LOCKHEED MARTIN CORP	FIFO	11 000	Jan 31, 14	Apr 01, 15	2,185 22	1,639 24			545 98
MARATHON OIL CORP	FIFO	43 000	Dec 28, 10	Apr 01, 15	1,142 68	951 02			191 66
	FIFO	1 000	Mar 19, 12	Apr 01, 15	26 57	34 60		-8 03	
	FIFO	1 000	Jun 07, 13	Apr 01, 15	26 57	34 90		-8 33	

continued next page





ACCESS

Account name: THE TEBIL FOUNDATION, INC  
Account number: Y6 06260 VV

Your Financial Advisor:  
FREIDES/KANIGHER  
310-734-2400/888-843-6991

### Realized gains and losses (continued)

### Long-term capital gains and losses (continued)

Security description	Method	Quantity or face value	Purchase date	Sale date	Sale amount (\$)	Cost basis (\$)	Wash sale cost basis adjustment (\$)	Loss (\$)	Gain (\$)
MARATHON PETROLEUM CO	FIFO	21 000	Dec 28, 10	Apr 01, 15	2,143 22	603 59			1,539 63
	FIFO	1 000	Mar 19, 12	Apr 01, 15	102 06	44 56			57 50
MCDONALDS CORP	FIFO	9 000	Dec 28, 10	Jan 14, 15	823 08	687 95			135 13
	FIFO	29 000	Dec 28, 10	Apr 01, 15	2,800 19	2,216 74			583 45
	FIFO	1 000	Mar 19, 12	Apr 01, 15	96 55	97 68		-1 13	
	FIFO	1 000	Jun 07, 13	Apr 01, 15	96 56	98 07		-1 51	
MERCK & CO INC NEW COM	FIFO	52 000	Dec 28, 10	Apr 01, 15	2,941 24	1,883 44			1,057 80
	FIFO	2 000	Mar 19, 12	Apr 01, 15	113 13	75 95			37 18
	FIFO	19 000	Apr 19, 13	Apr 01, 15	1,074 68	894 90			179 78
	FIFO	14 000	Jan 14, 14	Apr 01, 15	791 87	738 00			53 87
METLIFE INC	FIFO	9 000	Jul 09, 13	Feb 17, 15	464 27	437 34			26 93
	FIFO	12 000	Jul 09, 13	Apr 01, 15	605 63	583 13			22 50
MICROSOFT CORP	FIFO	39 000	Dec 28, 10	Apr 01, 15	1,584 36	1,093 81			490 55
	FIFO	23 000	Dec 07, 11	Apr 01, 15	934 37	587 54			346 83
	FIFO	1 000	Mar 19, 12	Apr 01, 15	40 62	32 40			8 22
	FIFO	21 000	Jan 15, 14	Apr 01, 15	853 12	768 03			85 09
MONDELEZ INTL INC	FIFO	62 000	Apr 19, 13	Apr 01, 15	2,231 96	1,956 97			274 99
MORGAN STANLEY	FIFO	49 000	Jan 21, 14	Apr 01, 15	1,758 09	1,618 04			140 05
MOTOROLA SOLUTIONS INC	FIFO	25 000	Oct 01, 13	Apr 01, 15	1,667 22	1,514 51			152 71
NEXTERA ENERGY INC COM	FIFO	31 000	Dec 28, 10	Apr 01, 15	3,236 03	1,622 51			1,613 52
	FIFO	1 000	Mar 19, 12	Apr 01, 15	104 39	60 42			43 97
	FIFO	1 000	Jun 07, 13	Apr 01, 15	104 39	78 22			26 17
NORTHROP GRUMMAN CORP	FIFO	22 000	Dec 28, 10	Apr 01, 15	3,511 73	1,288 27			2,223 46
	FIFO	1 000	Mar 19, 12	Apr 01, 15	159 63	62 05			97 58
OCCIDENTAL PETROLEUM CRP	FIFO	29 000	Dec 28, 10	Apr 01, 15	2,150 02	2,734 82		-584 80	
	FIFO	1 000	Mar 19, 12	Apr 01, 15	74 14	98 25		-24 11	
	FIFO	1 000	Jun 07, 13	Apr 01, 15	74 14	89 90		-15 76	
PFIZER INC	FIFO	92 000	Dec 28, 10	Apr 01, 15	3,177 11	1,622 88			1,554 23
	FIFO	3 000	Mar 19, 12	Apr 01, 15	103 60	65 82			37 78
	FIFO	18 000	Apr 18, 13	Apr 01, 15	621 60	550 00			71 60

continued next page



ACCESS

Account name: THE TEBIL FOUNDATION, INC  
Account number: Y6 06260 VV

Your Financial Advisor:  
FREIDES/KANIGHER  
310-734-2400/888-843-6991

Realized gains and losses (continued)  
Long-term capital gains and losses (continued)

Security description	Method	Quantity or face value	Purchase date	Sale date	Sale amount (\$)	Cost basis (\$)	Wash sale cost basis adjustment (\$)	Loss (\$)	Gain (\$)
PHILIP MORRIS INTL INC	FIFO	22 000	Jan 14, 14	Apr 01, 15	759 75	680 43			79 32
	FIFO	16 000	Dec 28, 10	Apr 01, 15	1,211 50	936 78			274 72
	FIFO	1 000	Mar 19, 12	Apr 01, 15	75 72	86 38		-10 66	
	FIFO	2 000	Jun 07, 13	Apr 01, 15	151 43	182 97		-31 54	
PHILLIPS 66	FIFO	13 500	Dec 28, 10	Apr 01, 15	1,077 28	437 60			639 68
	FIFO	0.500	Mar 19, 12	Apr 01, 15	39 90	18 71			21 19
PRAXAIR INC	FIFO	20.000	Dec 28, 10	Apr 01, 15	2,408.96	1,912.77			496.19
PROCTER & GAMBLE CO	FIFO	40 000	Dec 28, 10	Apr 01, 15	3,279 54	2,590 27			689 27
	FIFO	1 000	Mar 19, 12	Apr 01, 15	81 99	67 23			14 76
	FIFO	1.000	Jun 07, 13	Apr 01, 15	81 99	77 42			4 57
PRUDENTIAL FINANCIAL INC	FIFO	6 000	Dec 28, 10	Feb 17, 15	485 52	357 52			128.00
	FIFO	6.000	Dec 28, 10	Apr 01, 15	479 21	357 53			121 68
	FIFO	14 000	Aug 29, 12	Apr 01, 15	1,118 16	763 36			354 80
	FIFO	12 000	Jul 11, 13	Apr 01, 15	958 42	933 96			24.46
RAYTHEON CO NEW	FIFO	48 000	Dec 28, 10	Apr 01, 15	5,154 62	2,190 64			2,963 98
	FIFO	1.000	Mar 19, 12	Apr 01, 15	107 39	52 30			55 09
	FIFO	1.000	Jun 07, 13	Apr 01, 15	107 39	67 40			39 99
SCHLUMBERGER LTD NETHERLANDS ANTILLES	FIFO	22 000	Dec 28, 10	Apr 01, 15	1,855 67	1,812 80			42 87
	FIFO	1 000	Jun 07, 13	Apr 01, 15	84 35	74 07			10 28
SEMPRA ENERGY	FIFO	19 000	Dec 28, 10	Apr 01, 15	2,063 55	993 48			1,070 07
	FIFO	1 000	Jun 07, 13	Apr 01, 15	108 61	79 93			28 68
SUNTRUST BANKS INC	FIFO	50 000	Feb 22, 13	Apr 01, 15	2,044 68	1,392 53			652 15
	FIFO	26 000	May 08, 13	Apr 01, 15	1,063 24	798 81			264 43
	FIFO	18 000	Jan 14, 14	Apr 01, 15	736 08	687 92			48 16
TORONTO DOMINION BK NEW CANADA CAD	FIFO	30 000	Jul 27, 11	Jan 14, 15	1,262 00	1,233 87			28 13
	FIFO	12 000	Aug 29, 12	Jan 14, 15	504 80	494 49			10 31
	FIFO	2.000	Jun 07, 13	Jan 14, 15	84 13	80 53			3 60



continued next page



ACCESS

Account name: THE TEBIL FOUNDATION, INC.  
Account number: Y6 06260 VW

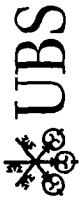
Your Financial Advisor:  
FREIDES/KANIGHER  
310-734-2400/888-843-6991

### Realized gains and losses (continued)

### Long-term capital gains and losses (continued)

Security description	Method	Quantity or face value	Purchase date	Sale date	Sale amount (\$)	Cost basis (\$)	Wash sale cost basis adjustment (\$)	Loss (\$)	Gain (\$)
TOTAL S A FRANCE SPON ADR	FIFO	45,000	Dec 28, 10	Apr 01, 15	2,250.41	2,376.41		-126.00	
	FIFO	2,000	Jun 07, 13	Apr 01, 15	100.02	100.05		-0.03	
TRAVELERS COS INC/THE	FIFO	37,000	Dec 28, 10	Apr 01, 15	3,979.65	2,062.69			1,916.96
	FIFO	1,000	Mar 19, 12	Apr 01, 15	107.56	59.43			48.13
UNILEVER NV N Y SHS NEW NETHERLANDS SPON ADR	FIFO	12,000	Dec 28, 10	Apr 01, 15	502.91	375.68			127.23
	FIFO	2,000	Mar 19, 12	Apr 01, 15	83.82	68.72			15.10
	FIFO	2,000	Jun 07, 13	Apr 01, 15	83.82	81.22			2.60
UNION PACIFIC CORP	FIFO	21,000	Jan 14, 14	Apr 01, 15	2,262.29	1,773.90			488.39
UNITED PARCEL SERVICE INC CL B	FIFO	22,000	Mar 18, 13	Apr 01, 15	2,131.11	1,879.31			251.80
UNTD TECHNOLOGIES CORP	FIFO	25,000	Dec 28, 10	Apr 01, 15	2,906.95	1,983.73			923.22
	FIFO	1,000	Mar 19, 12	Apr 01, 15	116.27	85.10			31.17
	FIFO	1,000	Jun 07, 13	Apr 01, 15	116.28	94.39			21.89
US BANCORP DEL (NEW)	FIFO	71,000	Dec 28, 10	Apr 01, 15	3,087.02	1,935.35			1,151.67
	FIFO	1,000	Mar 19, 12	Apr 01, 15	43.48	32.15			11.33
	FIFO	2,000	Jun 07, 13	Apr 01, 15	86.96	71.65			15.31
VERIZON COMMUNICATIONS INC	FIFO	11,000	Dec 28, 10	Mar 17, 15	537.98	391.65			146.33
	FIFO	93,000	Dec 28, 10	Apr 01, 15	4,534.08	3,311.27			1,222.81
	FIFO	3,000	Jun 07, 13	Apr 01, 15	146.26	149.78		-3.52	
VF CORP	FIFO	13,000	Dec 28, 10	Jan 14, 15	958.62	282.43			676.19
	FIFO	19,000	Dec 28, 10	Apr 01, 15	1,420.22	412.77			1,007.45
	FIFO	4,000	Jun 07, 13	Apr 01, 15	299.00	186.17			112.83
WAL MART STORES INC	FIFO	22,000	Dec 28, 10	Apr 01, 15	1,789.45	1,185.09			604.36
	FIFO	1,000	Jun 07, 13	Apr 01, 15	81.34	76.27			5.07
WELLS FARGO & CO NEW	FIFO	122,000	Dec 28, 10	Apr 01, 15	6,612.73	3,812.41			2,800.32
	FIFO	2,000	Mar 19, 12	Apr 01, 15	108.41	69.08			39.33
	FIFO	3,000	Jun 07, 13	Apr 01, 15	162.61	123.68			38.93

continued next page



ACCESS

Account name: THE TEBIL FOUNDATION, INC  
Account number: Y6 06260 VW

Your Financial Advisor:  
FREIDES/KANIGHER  
310-734-2400/888-843-6991

Realized gains and losses (continued)

Long-term capital gains and losses (continued)

Security description	Method	Quantity or face value	Purchase date	Sale date	Sale amount (\$)	Cost basis (\$)	Wash sale cost basis adjustment (\$)	Loss (\$)	Gain (\$)
WEYERHAEUSER CO	FIFO	47 000	Dec 28, 10	Apr 01, 15	1,551 91	885 43			666 48
	FIFO	1 000	Mar 19, 12	Apr 01, 15	33 02	22 27			10 75
	FIFO	3 000	Jun 07, 13	Apr 01, 15	99 06	86.69			12 37
3M CO	FIFO	20 000	Dec 28, 10	Apr 01, 15	3,262 33	1,735 16			1,527.17
<b>Total</b>					<b>\$198,927.36</b>	<b>\$138,279.48</b>		<b>-\$2,270.30</b>	<b>\$62,918.18</b>
<b>Net long-term capital gains or losses</b>									<b>\$60,647.88</b>
<b>Net capital gains/losses:</b>									<b>\$58,682.36</b>



THE TEBIL FOUNDATION, INC.

#13-6082546

2015

ELECTION UNDER REGULATIONS SEC. 53.4942(a)-3(d)(2)

We hereby elect under Regulation Sec. 53.4942(a)-3(d)(2)  
to treat the qualifying distributions made during the year  
ended 12/31/15 of \$42,750. as having been made out of corpus.

THE TEBIL FOUNDATION, INC.

CHARITABLE CONTRIBUTIONS MADE DURING  
THE CALENDAR YEAR 2015

Grassroots Environmental Education	2,500
Jazz Foundation of America	25,000
Jazz House Kids	2,500
KLHT	<u>10,000</u>
Total Contributions	<u>40,000</u>

\*All contributions are for the  
general user of the organizations.