



See a Social Security Number? Say Something!  
Report Privacy Problems to <https://public.resource.org/privacy>  
Or call the IRS Identity Theft Hotline at 1-800-908-4490



ENVELOPE  
POSTMARK DATE JUN 13 2016

SCANNED JUN 20 2016

Form **990-PF**

Department of the Treasury  
Internal Revenue Service

# Return of Private Foundation

or Section 4947(a)(1) Trust Treated as Private Foundation

Do not enter social security numbers on this form as it may be made public.

Information about Form 990-PF and its separate instructions is at [www.irs.gov/form990pf](http://www.irs.gov/form990pf)

OMB No 1545-0052

**2015**

Open to Public Inspection

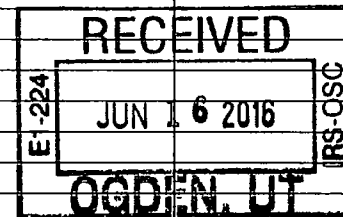
For calendar year 2015 or tax year beginning

, 2015, and ending

, 20

|  |  |   |
|--|--|---|
| Name of foundation<br><b>TR U/W FOR AGING IN AMERICA INC P60103002</b>   |  | <b>A</b> Employer identification number<br><b>13-6046634</b>  |
| Number and street (or P O box number if mail is not delivered to street address)   | Room/suite   | <b>B</b> Telephone number (see instructions)<br><b>866-888-5157</b>   |
| City or town, state or province, country, and ZIP or foreign postal code<br><b>CHICAGO, IL 60603</b>   |  | <b>C</b> If exemption application is pending, check here <input type="checkbox"/>   |
| <b>G</b> Check all that apply:   |  | <b>D</b> 1 Foreign organizations, check here <input type="checkbox"/><br>2 Foreign organizations meeting the 85% test, check here and attach computation <input type="checkbox"/>                     |
| <input type="checkbox"/> Initial return  | <input type="checkbox"/> Initial return of a former public charity | <b>E</b> If private foundation status was terminated under section 507(b)(1)(A), check here <input type="checkbox"/>  |
| <input type="checkbox"/> Final return  | <input type="checkbox"/> Amended return                            | <b>F</b> If the foundation is in a 60-month termination under section 507(b)(1)(B), check here <input type="checkbox"/>   |
| <input type="checkbox"/> Address change  | <input type="checkbox"/> Name change                               |   |
| <b>H</b> Check type of organization: <input type="checkbox"/> Section 501(c)(3) exempt private foundation<br><input checked="" type="checkbox"/> Section 4947(a)(1) nonexempt charitable trust <input type="checkbox"/> Other taxable private foundation |  |   |
| <b>I</b> Fair market value of all assets at end of year (from Part II, col (c), line 16) <b>\$ 6,918,530.</b>  |  | <b>J</b> Accounting method: <input checked="" type="checkbox"/> Cash <input type="checkbox"/> Accrual<br><input type="checkbox"/> Other (specify) _____<br>(Part I, column (d) must be on cash basis) |

| Part I Analysis of Revenue and Expenses (The total of amounts in columns (b), (c), and (d) may not necessarily equal the amounts in column (a) (see instructions)) |  | (a) Revenue and expenses per books | (b) Net investment income | (c) Adjusted net income | (d) Disbursements for charitable purposes (cash basis only) |
|--|--|------------------------------------|---------------------------|-------------------------|---|
| Revenue  | 1 Contributions, gifts, grants, etc., received (attach schedule)                               |                                    |                           |                         |   |
|  | 2 Check <input checked="" type="checkbox"/> if the foundation is not required to attach Sch B. |                                    |                           |                         |   |
|  | 3 Interest on savings and temporary cash investments.  |                                    |                           |                         |   |
|  | 4 Dividends and interest from securities   | 125,032.                           | 124,766.                  |                         |   |
|  | 5a Gross rents   |                                    |                           |                         |   |
|  | b Net rental income or (loss)  |                                    |                           |                         |   |
|  | 6a Net gain or (loss) from sale of assets not on line 10                                       | 330,586.                           |                           |                         |   |
|  | b Gross sales price for all assets on line 6a 2,510,700.                                       |                                    |                           |                         |   |
|  | 7 Capital gain net income (from Part IV, line 2)   |                                    | 330,586.                  |                         |   |
|  | 8 Net short-term capital gain  |                                    |                           |                         |   |
|  | 9 Income modifications   |                                    |                           |                         |   |
|  | 10a Gross sales less returns and allowances  |                                    |                           |                         |   |
| Operating and Administrative Expenses  | b Less Cost of goods sold  |                                    |                           |                         |   |
|  | c Gross profit or (loss) (attach schedule)   |                                    |                           |                         |   |
|  | 11 Other income (attach schedule)  | -150.                              |                           |                         | STMT 2  |
|  | 12 Total. Add lines 1 through 11   | 455,468.                           | 455,352.                  |                         |   |
|  | 13 Compensation of officers, directors, trustees, etc.   | 80,639.                            | 48,384.                   |                         | 32,256.   |
|  | 14 Other employee salaries and wages   |                                    | NONE                      | NONE                    |   |
|  | 15 Pension plans, employee benefits  |                                    | NONE                      | NONE                    |   |
|  | 16a Legal fees (attach schedule)   |                                    |                           |                         |   |
|  | b Accounting fees (attach schedule)  |                                    |                           |                         |   |
|  | c Other professional fees (attach schedule)  |                                    |                           |                         |   |
|  | 17 Interest  |                                    |                           |                         |   |
|  | 18 Taxes (attach schedule) (see instructions) STMT 3   | 6,546.                             | 1,346.                    |                         |   |
|  | 19 Depreciation (attach schedule) and depletion  |                                    |                           |                         |   |
|  | 20 Occupancy   |                                    |                           |                         |   |
|  | 21 Travel, conferences, and meetings   |                                    | NONE                      | NONE                    |   |
|  | 22 Printing and publications   |                                    | NONE                      | NONE                    |   |
|  | 23 Other expenses (attach schedule) STMT 4   | 500.                               |                           |                         | 500.  |
|  | 24 Total operating and administrative expenses. Add lines 13 through 23.                       | 87,685.                            | 49,730.                   | NONE                    | 32,756.   |
|  | 25 Contributions, gifts, grants paid   | 255,321.                           |                           |                         | 255,321.  |
|  | 26 Total expenses and disbursements. Add lines 24 and 25                                       | 343,006.                           | 49,730.                   | NONE                    | 288,077.  |
|  | 27 Subtract line 26 from line 12   |                                    |                           |                         |   |
|  | a Excess of revenue over expenses and disbursements  | 112,462.                           |                           |                         |   |
|  | b Net investment income (if negative, enter -0-)   |                                    | 405,622.                  |                         |   |
|  | c Adjusted net income (if negative, enter -0-)   |                                    |                           |                         |   |



| Part II Balance Sheets      |     | Attached schedules and amounts in the description column should be for end-of-year amounts only (See instructions.)               | Beginning of year | End of year    |                       |
|-----------------------------|-----|---|-------------------|----------------|-----------------------|
|                             |     |   | (a) Book Value    | (b) Book Value | (c) Fair Market Value |
| Assets                      | 1   | Cash - non-interest-bearing . . . . .   |                   |                |                       |
|                             | 2   | Savings and temporary cash investments . . . . .  | 348,691.          | 165,028.       | 165,028.              |
|                             | 3   | Accounts receivable ▶ . . . . .   |                   |                |                       |
|                             |     | Less allowance for doubtful accounts ▶ . . . . .  |                   |                |                       |
|                             | 4   | Pledges receivable ▶ . . . . .  |                   |                |                       |
|                             |     | Less allowance for doubtful accounts ▶ . . . . .  |                   |                |                       |
|                             | 5   | Grants receivable . . . . .   |                   |                |                       |
|                             | 6   | Receivables due from officers, directors, trustees, and other disqualified persons (attach schedule) (see instructions) . . . . . |                   |                |                       |
|                             | 7   | Other notes and loans receivable (attach schedule) ▶ . . . . .  |                   |                |                       |
|                             |     | Less allowance for doubtful accounts ▶ . . . . . NONE   |                   |                |                       |
|                             | 8   | Inventories for sale or use . . . . .   |                   |                |                       |
|                             | 9   | Prepaid expenses and deferred charges . . . . .   |                   |                |                       |
|                             | 10a | Investments - U S and state government obligations (attach schedule) . . . . .  |                   |                |                       |
|                             | b   | Investments - corporate stock (attach schedule) . . . . .   | 4,219,120.        | 4,371,185.     | 5,393,396.            |
|                             | c   | Investments - corporate bonds (attach schedule) . . . . .   | 1,012,443.        | 1,082,723.     | 1,073,157.            |
|                             | 11  | Investments - land, buildings, and equipment basis . . . . .  |                   |                |                       |
| Liabilities                 |     | Less accumulated depreciation (attach schedule) ▶ . . . . .   |                   |                |                       |
|                             | 12  | Investments - mortgage loans . . . . .  |                   |                |                       |
|                             | 13  | Investments - other (attach schedule) . . . . .   | 211,477.          | 298,509.       | 286,949.              |
|                             | 14  | Land, buildings, and equipment basis . . . . .  |                   |                |                       |
|                             |     | Less accumulated depreciation (attach schedule) ▶ . . . . .   |                   |                |                       |
|                             | 15  | Other assets (describe ▶ . . . . . )  |                   |                |                       |
|                             | 16  | Total assets (to be completed by all filers - see the instructions. Also, see page 1, item I) . . . . .                           | 5,791,731.        | 5,917,445.     | 6,918,530.            |
|                             | 17  | Accounts payable and accrued expenses . . . . .   |                   |                |                       |
|                             | 18  | Grants payable . . . . .  |                   |                |                       |
|                             | 19  | Deferred revenue . . . . .  |                   |                |                       |
| Net Assets or Fund Balances | 20  | Loans from officers, directors, trustees, and other disqualified persons . . . . .  |                   |                |                       |
|                             | 21  | Mortgages and other notes payable (attach schedule) . . . . .   |                   |                |                       |
|                             | 22  | Other liabilities (describe ▶ . . . . . )   |                   |                |                       |
|                             | 23  | Total liabilities (add lines 17 through 22) . . . . .   |                   | NONE           |                       |
|                             |     | Foundations that follow SFAS 117, check here ▶ <input type="checkbox"/> and complete lines 24 through 26 and lines 30 and 31.     |                   |                |                       |
|                             | 24  | Unrestricted . . . . .  |                   |                |                       |
|                             | 25  | Temporarily restricted . . . . .  |                   |                |                       |
|                             | 26  | Permanently restricted . . . . .  |                   |                |                       |
|                             |     | Foundations that do not follow SFAS 117, check here ▶ <input checked="" type="checkbox"/> and complete lines 27 through 31.       |                   |                |                       |
|                             | 27  | Capital stock, trust principal, or current funds . . . . .  | 5,791,731.        | 5,917,445.     |                       |
|                             | 28  | Paid-in or capital surplus, or land, bldg, and equipment fund . . . . .   |                   |                |                       |
|                             | 29  | Retained earnings, accumulated income, endowment, or other funds . . . . .  |                   |                |                       |
|                             | 30  | Total net assets or fund balances (see instructions) . . . . .  | 5,791,731.        | 5,917,445.     |                       |
|                             | 31  | Total liabilities and net assets/fund balances (see instructions) . . . . .   | 5,791,731.        | 5,917,445.     |                       |

## Part III Analysis of Changes in Net Assets or Fund Balances

|   |  |   |            |
|---|--|---|------------|
| 1 | Total net assets or fund balances at beginning of year - Part II, column (a), line 30 (must agree with end-of-year figure reported on prior year's return) . . . . . | 1 | 5,791,731. |
| 2 | Enter amount from Part I, line 27a . . . . .   | 2 | 112,462.   |
| 3 | Other increases not included in line 2 (itemize) ▶ TAX COST ADJ . . . . .  | 3 | 13,252.    |
| 4 | Add lines 1, 2, and 3 . . . . .  | 4 | 5,917,445. |
| 5 | Decreases not included in line 2 (itemize) ▶ . . . . .   | 5 |            |
| 6 | Total net assets or fund balances at end of year (line 4 minus line 5) - Part II, column (b), line 30 . . . . .  | 6 | 5,917,445. |

**Part IV Capital Gains and Losses for Tax on Investment Income**

| (a) List and describe the kind(s) of property sold (e.g., real estate,<br>2-story brick warehouse, or common stock, 200 shs. MLC Co )   |  |   | (b) How<br>acquired<br>P - Purchase<br>D - Donation   | (c) Date<br>acquired<br>(mo., day, yr ) | (d) Date sold<br>(mo., day, yr.) |
|---|--|---|---|---|----------------------------------|
| <b>1a PUBLICLY TRADED SECURITIES</b>  |  |   |   |   |                                  |
| <b>b</b>  |  |   |   |   |                                  |
| <b>c</b>  |  |   |   |   |                                  |
| <b>d</b>  |  |   |   |   |                                  |
| <b>e</b>  |  |   |   |   |                                  |
| (e) Gross sales price   | (f) Depreciation allowed<br>(or allowable) | (g) Cost or other basis<br>plus expense of sale | (h) Gain or (loss)<br>(e) plus (f) minus (g)  |   |                                  |
| <b>a</b> 2,510,700.   |  | 2,180,114.                                      | 330,586.  |   |                                  |
| <b>b</b>  |  |   |   |   |                                  |
| <b>c</b>  |  |   |   |   |                                  |
| <b>d</b>  |  |   |   |   |                                  |
| <b>e</b>  |  |   |   |   |                                  |
| Complete only for assets showing gain in column (h) and owned by the foundation on 12/31/69   |  |   | (i) Gains (Col. (h) gain minus<br>col. (k), but not less than -0-) or<br>Losses (from col. (h)) |   |                                  |
| (i) F.M.V. as of 12/31/69   | (j) Adjusted basis<br>as of 12/31/69       | (k) Excess of col. (i)<br>over col. (j), if any |   |   |                                  |
| <b>a</b>  |  |   | 330,586.  |   |                                  |
| <b>b</b>  |  |   |   |   |                                  |
| <b>c</b>  |  |   |   |   |                                  |
| <b>d</b>  |  |   |   |   |                                  |
| <b>e</b>  |  |   |   |   |                                  |
| <b>2</b> Capital gain net income or (net capital loss) { If gain, also enter in Part I, line 7<br>If (loss), enter -0- in Part I, line 7 }  |  |   | <b>2</b>  | 330,586.                                |                                  |
| <b>3</b> Net short-term capital gain or (loss) as defined in sections 1222(5) and (6):<br>If gain, also enter in Part I, line 8, column (c) (see instructions). If (loss), enter -0- in<br>Part I, line 8 . . . . . } |  |   | <b>3</b>  |   |                                  |

**Part V Qualification Under Section 4940(e) for Reduced Tax on Net Investment Income**

(For optional use by domestic private foundations subject to the section 4940(a) tax on net investment income.)

If section 4940(d)(2) applies, leave this part blank.

Was the foundation liable for the section 4942 tax on the distributable amount of any year in the base period?

☐ Yes ☒ No

If "Yes," the foundation does not qualify under section 4940(e). Do not complete this part.

| (a)<br>Base period years<br>Calendar year (or tax year beginning in)   | (b)<br>Adjusted qualifying distributions | (c)<br>Net value of noncharitable-use assets | (d)<br>Distribution ratio<br>(col. (b) divided by col. (c)) |
|--|--|--|---|
| 2014   | 275,359.                                 | 7,146,279.                                   | 0.038532  |
| 2013   | 268,867.                                 | 6,674,221.                                   | 0.040284  |
| 2012   |  |  |   |
| 2011   |  |  |   |
| 2010   |  |  |   |
| <b>2</b> Total of line 1, column (d) . . . . .   |  |  | 0.078816  |
| <b>3</b> Average distribution ratio for the 5-year base period - divide the total on line 2 by 5, or by the<br>number of years the foundation has been in existence if less than 5 years . . . . .                                       |  |  | 0.039408  |
| <b>4</b> Enter the net value of noncharitable-use assets for 2015 from Part X, line 5 . . . . .  |  | 7,158,269.                                   |   |
| <b>5</b> Multiply line 4 by line 3 . . . . .   |  |  | 282,093.  |
| <b>6</b> Enter 1% of net investment income (1% of Part I, line 27b) . . . . .  |  |  | 4,056.  |
| <b>7</b> Add lines 5 and 6 . . . . .   |  |  | 286,149.  |
| <b>8</b> Enter qualifying distributions from Part XII, line 4 . . . . .<br>If line 8 is equal to or greater than line 7, check the box in Part VI, line 1b, and complete that part using a 1% tax rate. See the<br>Part VI instructions. |  |  | 288,077.  |

**Part VI Excise Tax Based on Investment Income (Section 4940(a), 4940(b), 4940(e), or 4948 - see instructions)**

|  |    |        |        |
|--|----|--------|--------|
| 1a Exempt operating foundations described in section 4940(d)(2), check here <input type="checkbox"/> and enter "N/A" on line 1 . . . . .<br>Date of ruling or determination letter _____ (attach copy of letter if necessary - see instructions) |    | 1      | 4,056. |
| b Domestic foundations that meet the section 4940(e) requirements in Part V, check here <input checked="" type="checkbox"/> and enter 1% of Part I, line 27b . . . . .   |    |        |        |
| c All other domestic foundations enter 2% of line 27b. Exempt foreign organizations enter 4% of Part I, line 12, col (b).  |    |        |        |
| 2 Tax under section 511 (domestic section 4947(a)(1) trusts and taxable foundations only. Others enter -0-) . . . . .  |    | 2      |        |
| 3 Add lines 1 and 2 . . . . .  |    | 3      | 4,056. |
| 4 Subtitle A (income) tax (domestic section 4947(a)(1) trusts and taxable foundations only. Others enter -0-) . . . . .  |    | 4      | NONE   |
| 5 Tax based on investment income. Subtract line 4 from line 3. If zero or less, enter -0- . . . . .  |    | 5      | 4,056. |
| 6 Credits/Payments   |    |        |        |
| a 2015 estimated tax payments and 2014 overpayment credited to 2015 . . . . .  | 6a | 6,421. |        |
| b Exempt foreign organizations - tax withheld at source . . . . .  | 6b | NONE   |        |
| c Tax paid with application for extension of time to file (Form 8868) . . . . .  | 6c | NONE   |        |
| d Backup withholding erroneously withheld . . . . .  | 6d |        |        |
| 7 Total credits and payments. Add lines 6a through 6d . . . . .  | 7  | 6,421. |        |
| 8 Enter any penalty for underpayment of estimated tax. Check here <input type="checkbox"/> if Form 2220 is attached . . . . .  | 8  |        |        |
| 9 Tax due. If the total of lines 5 and 8 is more than line 7, enter amount owed . . . . .  | 9  |        |        |
| 10 Overpayment. If line 7 is more than the total of lines 5 and 8, enter the amount overpaid . . . . .   | 10 | 2,365. |        |
| 11 Enter the amount of line 10 to be Credited to 2016 estimated tax <input checked="" type="checkbox"/> 2,365. Refunded <input type="checkbox"/> . . . . .   | 11 |        |        |

**Part VII-A Statements Regarding Activities**

|  | Yes | No |
|--|-----|----|
| 1a During the tax year, did the foundation attempt to influence any national, state, or local legislation or did it participate or intervene in any political campaign? . . . . .  |     | X  |
| b Did it spend more than \$100 during the year (either directly or indirectly) for political purposes (see Instructions for the definition)? . . . . .<br>If the answer is "Yes" to 1a or 1b, attach a detailed description of the activities and copies of any materials published or distributed by the foundation in connection with the activities |     | X  |
| c Did the foundation file Form 1120-POL for this year? . . . . .   |     | X  |
| d Enter the amount (if any) of tax on political expenditures (section 4955) imposed during the year:<br>(1) On the foundation. <input checked="" type="checkbox"/> \$ _____ (2) On foundation managers. <input checked="" type="checkbox"/> \$ _____   |     |    |
| e Enter the reimbursement (if any) paid by the foundation during the year for political expenditure tax imposed on foundation managers. <input checked="" type="checkbox"/> \$ _____   |     |    |
| 2 Has the foundation engaged in any activities that have not previously been reported to the IRS? . . . . .<br>If "Yes," attach a detailed description of the activities   |     | X  |
| 3 Has the foundation made any changes, not previously reported to the IRS, in its governing instrument, articles of incorporation, or bylaws, or other similar instruments? If "Yes," attach a conformed copy of the changes . . . . .   |     | X  |
| 4a Did the foundation have unrelated business gross income of \$1,000 or more during the year? . . . . .   |     | X  |
| b If "Yes," has it filed a tax return on Form 990-T for this year? . . . . .   |     |    |
| 5 Was there a liquidation, termination, dissolution, or substantial contraction during the year? . . . . .<br>If "Yes," attach the statement required by General Instruction T   |     | X  |
| 6 Are the requirements of section 508(e) (relating to sections 4941 through 4945) satisfied either:<br>• By language in the governing instrument, or<br>• By state legislation that effectively amends the governing instrument so that no mandatory directions that conflict with the state law remain in the governing instrument? . . . . .         | X   |    |
| 7 Did the foundation have at least \$5,000 in assets at any time during the year? If "Yes," complete Part II, col (c), and Part XV   | X   |    |
| 8a Enter the states to which the foundation reports or with which it is registered (see instructions) <input checked="" type="checkbox"/> NY   |     |    |
| b If the answer is "Yes" to line 7, has the foundation furnished a copy of Form 990-PF to the Attorney General (or designate) of each state as required by General Instruction G? If "No," attach explanation . . . . .  | X   |    |
| 9 Is the foundation claiming status as a private operating foundation within the meaning of section 4942(j)(3) or 4942(j)(5) for calendar year 2015 or the taxable year beginning in 2015 (see instructions for Part XIV)? If "Yes," complete Part XIV . . . . .   |     | X  |
| 10 Did any persons become substantial contributors during the tax year? If "Yes," attach a schedule listing their names and addresses . . . . .  |     | X  |

Form 990-PF (2015)

**Part VII-A Statements Regarding Activities (continued)**

|    |   |    |     |    |
|----|---|----|-----|----|
| 11 | At any time during the year, did the foundation, directly or indirectly, own a controlled entity within the meaning of section 512(b)(13)? If "Yes," attach schedule (see instructions) . . . . .   | 11 | Yes | No |
| 12 | Did the foundation make a distribution to a donor advised fund over which the foundation or a disqualified person had advisory privileges? If "Yes," attach statement (see instructions) . . . . .  | 12 |     | X  |
| 13 | Did the foundation comply with the public inspection requirements for its annual returns and exemption application? Website address ► <u>N/A</u>  | 13 | X   |    |
| 14 | The books are in care of ► <u>JP MORGAN CHASE BANK, NA</u> Telephone no. ► <u>(866) 888-5157</u><br>Located at ► <u>10 S DEARBORN ST IL1-0117, CHICAGO, IL</u> ZIP+4 ► <u>60603</u>   |    |     |    |
| 15 | Section 4947(a)(1) nonexempt charitable trusts filing Form 990-PF in lieu of Form 1041 - Check here . . . . . and enter the amount of tax-exempt interest received or accrued during the year . . . . .   | 15 |     | X  |
| 16 | At any time during calendar year 2015, did the foundation have an interest in or a signature or other authority over a bank, securities, or other financial account in a foreign country? . . . . .<br>See the instructions for exceptions and filing requirements for FinCEN Form 114. If "Yes," enter the name of the foreign country ► | 16 | Yes | No |
|    |   |    |     | X  |

**Part VII-B Statements Regarding Activities for Which Form 4720 May Be Required****File Form 4720 if any item is checked in the "Yes" column, unless an exception applies.**

|   | Yes                                     | No                                     |
|---|---|--|
| <b>1a</b> During the year did the foundation (either directly or indirectly)  |   |  |
| (1) Engage in the sale or exchange, or leasing of property with a disqualified person? . . . . .  | <input type="checkbox"/> Yes            | <input checked="" type="checkbox"/> No |
| (2) Borrow money from, lend money to, or otherwise extend credit to (or accept it from) a disqualified person? . . . . .  | <input type="checkbox"/> Yes            | <input checked="" type="checkbox"/> No |
| (3) Furnish goods, services, or facilities to (or accept them from) a disqualified person? . . . . .  | <input type="checkbox"/> Yes            | <input checked="" type="checkbox"/> No |
| (4) Pay compensation to, or pay or reimburse the expenses of, a disqualified person? . . . . .  | <input checked="" type="checkbox"/> Yes | <input type="checkbox"/> No            |
| (5) Transfer any income or assets to a disqualified person (or make any of either available for the benefit or use of a disqualified person)? . . . . .   | <input type="checkbox"/> Yes            | <input checked="" type="checkbox"/> No |
| (6) Agree to pay money or property to a government official? (Exception. Check "No" if the foundation agreed to make a grant to or to employ the official for a period after termination of government service, if terminating within 90 days.) . . . . .   | <input type="checkbox"/> Yes            | <input checked="" type="checkbox"/> No |
| <b>b</b> If any answer is "Yes" to 1a(1)-(6), did any of the acts fail to qualify under the exceptions described in Regulations section 53.4941(d)-3 or in a current notice regarding disaster assistance (see instructions)? . . . . .   |   |  |
| Organizations relying on a current notice regarding disaster assistance check here . . . . .  | <input type="checkbox"/>                |  |
| <b>c</b> Did the foundation engage in a prior year in any of the acts described in 1a, other than excepted acts, that were not corrected before the first day of the tax year beginning in 2015? . . . . .  |   |  |
| <b>2</b> Taxes on failure to distribute income (section 4942) (does not apply for years the foundation was a private operating foundation defined in section 4942(j)(3) or 4942(j)(5))  |   |  |
| <b>a</b> At the end of tax year 2015, did the foundation have any undistributed income (lines 6d and 6e, Part XIII) for tax year(s) beginning before 2015? . . . . .  | <input type="checkbox"/> Yes            | <input checked="" type="checkbox"/> No |
| If "Yes," list the years ►  |   |  |
| <b>b</b> Are there any years listed in 2a for which the foundation is not applying the provisions of section 4942(a)(2) (relating to incorrect valuation of assets) to the year's undistributed income? (If applying section 4942(a)(2) to all years listed, answer "No" and attach statement - see instructions.) . . . . .  |   |  |
| <b>c</b> If the provisions of section 4942(a)(2) are being applied to any of the years listed in 2a, list the years here ►  |   |  |
| <b>3a</b> Did the foundation hold more than a 2% direct or indirect interest in any business enterprise at any time during the year? . . . . .  | <input type="checkbox"/> Yes            | <input checked="" type="checkbox"/> No |
| <b>b</b> If "Yes," did it have excess business holdings in 2015 as a result of (1) any purchase by the foundation or disqualified persons after May 26, 1969; (2) the lapse of the 5-year period (or longer period approved by the Commissioner under section 4943(c)(7)) to dispose of holdings acquired by gift or bequest, or (3) the lapse of the 10-, 15-, or 20-year first phase holding period? (Use Schedule C, Form 4720, to determine if the foundation had excess business holdings in 2015) . . . . . |   |  |
| <b>4a</b> Did the foundation invest during the year any amount in a manner that would jeopardize its charitable purposes?   |   |  |
| <b>b</b> Did the foundation make any investment in a prior year (but after December 31, 1969) that could jeopardize its charitable purpose that had not been removed from jeopardy before the first day of the tax year beginning in 2015?  |   |  |

**Part VII-B Statements Regarding Activities for Which Form 4720 May Be Required (continued)****5a** During the year did the foundation pay or incur any amount to:

- (1) Carry on propaganda, or otherwise attempt to influence legislation (section 4945(e))? ☐ Yes ☒ No
- (2) Influence the outcome of any specific public election (see section 4955), or to carry on, directly or indirectly, any voter registration drive? ☐ Yes ☒ No
- (3) Provide a grant to an individual for travel, study, or other similar purposes? ☐ Yes ☒ No
- (4) Provide a grant to an organization other than a charitable, etc., organization described in section 4945(d)(4)(A)? (see instructions). ☐ Yes ☒ No
- (5) Provide for any purpose other than religious, charitable, scientific, literary, or educational purposes, or for the prevention of cruelty to children or animals? ☐ Yes ☒ No

**b** If any answer is "Yes" to 5a(1)-(5), did any of the transactions fail to qualify under the exceptions described in Regulations section 53.4945 or in a current notice regarding disaster assistance (see instructions)? ☐ Yes ☒ NoOrganizations relying on a current notice regarding disaster assistance check here ☐**c** If the answer is "Yes" to question 5a(4), does the foundation claim exemption from the tax because it maintained expenditure responsibility for the grant? ☐ Yes ☐ No

If "Yes," attach the statement required by Regulations section 53.4945-5(d).

**6a** Did the foundation, during the year, receive any funds, directly or indirectly, to pay premiums on a personal benefit contract? ☐ Yes ☒ No**b** Did the foundation, during the year, pay premiums, directly or indirectly, on a personal benefit contract? ☐ Yes ☒ No

If "Yes" to 6b, file Form 8870

**7a** At any time during the tax year, was the foundation a party to a prohibited tax shelter transaction? ☐ Yes ☒ No**b** If "Yes," did the foundation receive any proceeds or have any net income attributable to the transaction? ☐ Yes ☒ No

5b

6b

7b

**Part VIII Information About Officers, Directors, Trustees, Foundation Managers, Highly Paid Employees, and Contractors****1** List all officers, directors, trustees, foundation managers and their compensation (see instructions).

| (a) Name and address  | (b) Title, and average hours per week devoted to position | (c) Compensation (if not paid, enter -0-) | (d) Contributions to employee benefit plans and deferred compensation | (e) Expense account, other allowances |
|---|---|---|---|---------------------------------------|
| JPMORGAN<br>10 S DEARBORN ST: MC: IL1-0117, CHICAGO, IL 60603 | TRUSTEE<br>2  | 80,639.                                   | -0-   | -0-                                   |
|   |   |   |   |                                       |
|   |   |   |   |                                       |
|   |   |   |   |                                       |
|   |   |   |   |                                       |

**2** Compensation of five highest-paid employees (other than those included on line 1 - see instructions). If none, enter "NONE."

| (a) Name and address of each employee paid more than \$50,000             | (b) Title, and average hours per week devoted to position | (c) Compensation | (d) Contributions to employee benefit plans and deferred compensation | (e) Expense account, other allowances |
|---|---|------------------|---|---------------------------------------|
| JP MORGAN CHASE BANK, NA<br>10 S DEARBORN ST: IL1-0117, CHICAGO, IL 60603 | TRUSTEE<br>2 HO   | 80,639.          | -0-   | -0-                                   |
|   |   |                  |   |                                       |
|   |   |                  |   |                                       |
|   |   |                  |   |                                       |
|   |   |                  |   |                                       |

Total number of other employees paid over \$50,000 ☐

NONE

Form 990-PF (2015)

**Part VIII Information About Officers, Directors, Trustees, Foundation Managers, Highly Paid Employees, and Contractors** (continued)**3 Five highest-paid independent contractors for professional services** (see instructions). If none, enter "NONE."

| (a) Name and address of each person paid more than \$50,000                          | (b) Type of service | (c) Compensation |
|--|---------------------|------------------|
| NONE   |                     | NONE             |
|  |                     |                  |
|  |                     |                  |
|  |                     |                  |
|  |                     |                  |
|  |                     |                  |
|  |                     |                  |
| Total number of others receiving over \$50,000 for professional services . . . . . ▶ |                     | NONE             |

**Part IX-A Summary of Direct Charitable Activities**

| List the foundation's four largest direct charitable activities during the tax year. Include relevant statistical information such as the number of organizations and other beneficiaries served, conferences convened, research papers produced, etc. | Expenses |
|--|----------|
| 1 NONE   |          |
|  |          |
|  |          |
| 2  |          |
|  |          |
|  |          |
| 3  |          |
|  |          |
|  |          |
| 4  |          |
|  |          |
|  |          |

**Part IX-B Summary of Program-Related Investments** (see instructions)

| Describe the two largest program-related investments made by the foundation during the tax year on lines 1 and 2 | Amount |
|--|--------|
| 1 NONE   |        |
|  |        |
|  |        |
| 2  |        |
|  |        |
|  |        |
| All other program-related investments. See instructions.   |        |
| 3 NONE   |        |
|  |        |
|  |        |
| Total. Add lines 1 through 3 . . . . . ▶   |        |



**Part X Minimum Investment Return** (All domestic foundations must complete this part. Foreign foundations, see instructions.)

|   |   |    |            |
|---|---|----|------------|
| 1 | Fair market value of assets not used (or held for use) directly in carrying out charitable, etc., purposes:           |    |            |
| a | Average monthly fair market value of securities . . . . .   | 1a | 7,039,168. |
| b | Average of monthly cash balances . . . . .  | 1b | 228,110.   |
| c | Fair market value of all other assets (see instructions). . . . .   | 1c | NONE       |
| d | <b>Total</b> (add lines 1a, b, and c) . . . . .   | 1d | 7,267,278. |
| e | Reduction claimed for blockage or other factors reported on lines 1a and 1c (attach detailed explanation) . . . . .   | 1e |            |
| 2 | Acquisition indebtedness applicable to line 1 assets . . . . .  | 2  | NONE       |
| 3 | Subtract line 2 from line 1d . . . . .  | 3  | 7,267,278. |
| 4 | Cash deemed held for charitable activities. Enter 1 1/2% of line 3 (for greater amount, see instructions). . . . .    | 4  | 109,009.   |
| 5 | <b>Net value of noncharitable-use assets.</b> Subtract line 4 from line 3. Enter here and on Part V, line 4 . . . . . | 5  | 7,158,269. |
| 6 | <b>Minimum investment return.</b> Enter 5% of line 5 . . . . .  | 6  | 357,913.   |

**Part XI Distributable Amount** (see instructions) (Section 4942(j)(3) and (j)(5) private operating foundations and certain foreign organizations check here ☐ and do not complete this part.)

|    |   |    |          |
|----|---|----|----------|
| 1  | Minimum investment return from Part X, line 6 . . . . .   | 1  | 357,913. |
| 2a | Tax on investment income for 2015 from Part VI, line 5 . . . . .  | 2a | 4,056.   |
| b  | Income tax for 2015. (This does not include the tax from Part VI.) . . . . .  | 2b |          |
| c  | Add lines 2a and 2b . . . . .   | 2c | 4,056.   |
| 3  | Distributable amount before adjustments. Subtract line 2c from line 1 . . . . .                                     | 3  | 353,857. |
| 4  | Recoveries of amounts treated as qualifying distributions . . . . .   | 4  | NONE     |
| 5  | Add lines 3 and 4 . . . . .   | 5  | 353,857. |
| 6  | Deduction from distributable amount (see instructions). . . . .   | 6  | NONE     |
| 7  | <b>Distributable amount</b> as adjusted. Subtract line 6 from line 5. Enter here and on Part XIII, line 1 . . . . . | 7  | 353,857. |

**Part XII Qualifying Distributions** (see instructions)

|   |  |    |          |
|---|--|----|----------|
| 1 | Amounts paid (including administrative expenses) to accomplish charitable, etc., purposes:   |    |          |
| a | Expenses, contributions, gifts, etc. - total from Part I, column (d), line 26 . . . . .  | 1a | 288,077. |
| b | Program-related investments - total from Part IX-B . . . . .   | 1b |          |
| 2 | Amounts paid to acquire assets used (or held for use) directly in carrying out charitable, etc., purposes . . . . .  | 2  | NONE     |
| 3 | Amounts set aside for specific charitable projects that satisfy the:   |    |          |
| a | Suitability test (prior IRS approval required) . . . . .   | 3a | NONE     |
| b | Cash distribution test (attach the required schedule) . . . . .  | 3b | NONE     |
| 4 | <b>Qualifying distributions.</b> Add lines 1a through 3b. Enter here and on Part V, line 8, and Part XIII, line 4 . . . . .                                    | 4  | 288,077. |
| 5 | Foundations that qualify under section 4940(e) for the reduced rate of tax on net investment income. Enter 1% of Part I, line 27b (see instructions) . . . . . | 5  | 4,056.   |
| 6 | <b>Adjusted qualifying distributions.</b> Subtract line 5 from line 4 . . . . .  | 6  | 284,021. |

**Note.** The amount on line 6 will be used in Part V, column (b), in subsequent years when calculating whether the foundation qualifies for the section 4940(e) reduction of tax in those years.

**Part XIII Undistributed Income** (see instructions)

|  | (a)<br>Corpus | (b)<br>Years prior to 2014 | (c)<br>2014 | (d)<br>2015 |
|--|---------------|----------------------------|-------------|-------------|
| 1 Distributable amount for 2015 from Part XI, line 7 . . . . .   |               |                            |             | 353,857.    |
| 2 Undistributed income, if any, as of the end of 2015  |               |                            |             |             |
| a Enter amount for 2014 only. . . . .  |               |                            | 133,007.    |             |
| b Total for prior years 20 <u>13</u> , 20 <u>      </u> , 20 <u>      </u>   |               | NONE                       |             |             |
| 3 Excess distributions carryover, if any, to 2015  |               |                            |             |             |
| a From 2010 . . . . .  | NONE          |                            |             |             |
| b From 2011 . . . . .  | NONE          |                            |             |             |
| c From 2012 . . . . .  | NONE          |                            |             |             |
| d From 2013 . . . . .  | NONE          |                            |             |             |
| e From 2014 . . . . .  | NONE          |                            |             |             |
| f Total of lines 3a through e . . . . .  | NONE          |                            |             |             |
| 4 Qualifying distributions for 2015 from Part XII, line 4. ► \$ <u>288,077.</u>  |               |                            |             |             |
| a Applied to 2014, but not more than line 2a . . .   |               |                            | 133,007.    |             |
| b Applied to undistributed income of prior years (Election required - see instructions) . . . . .  |               | NONE                       |             |             |
| c Treated as distributions out of corpus (Election required - see instructions) . . . . .  | NONE          |                            |             |             |
| d Applied to 2015 distributable amount . . . . .   |               |                            |             | 155,070.    |
| e Remaining amount distributed out of corpus. . .  | NONE          |                            |             |             |
| 5 Excess distributions carryover applied to 2015 . (If an amount appears in column (d), the same amount must be shown in column (a) )  | NONE          |                            |             | NONE        |
| 6 Enter the net total of each column as indicated below:   |               |                            |             |             |
| a Corpus. Add lines 3f, 4c, and 4e. Subtract line 5  | NONE          |                            |             |             |
| b Prior years' undistributed income. Subtract line 4b from line 2b. . . . .  |               | NONE                       |             |             |
| c Enter the amount of prior years' undistributed income for which a notice of deficiency has been issued, or on which the section 4942(a) tax has been previously assessed . . . . . |               | NONE                       |             |             |
| d Subtract line 6c from line 6b. Taxable amount - see instructions . . . . .   |               | NONE                       |             |             |
| e Undistributed income for 2014. Subtract line 4a from line 2a Taxable amount - see instructions . . . . .   |               |                            |             |             |
| f Undistributed income for 2015. Subtract lines 4d and 5 from line 1 This amount must be distributed in 2016 . . . . .   |               |                            |             | 198,787.    |
| 7 Amounts treated as distributions out of corpus to satisfy requirements imposed by section 170(b)(1)(F) or 4942(g)(3) (Election may be required - see instructions) . . . . .       | NONE          |                            |             |             |
| 8 Excess distributions carryover from 2010 not applied on line 5 or line 7 (see instructions) . . .  | NONE          |                            |             |             |
| 9 Excess distributions carryover to 2016. Subtract lines 7 and 8 from line 6a . . . . .  | NONE          |                            |             |             |
| 10 Analysis of line 9  |               |                            |             |             |
| a Excess from 2011 . . .   | NONE          |                            |             |             |
| b Excess from 2012 . . .   | NONE          |                            |             |             |
| c Excess from 2013 . . .   | NONE          |                            |             |             |
| d Excess from 2014 . . .   | NONE          |                            |             |             |
| e Excess from 2015 . . .   | NONE          |                            |             |             |

NOT APPLICABLE

**b** Check box to indicate whether the foundation is a private operating foundation described in section

4942(1)(5)

[illegible]

### 1 Information Regarding Foundation Managers:

N/A

N/A

Check here ☒ if the foundation only makes contributions to preselected charitable organizations and does not accept unsolicited requests for funds. If the foundation makes gifts, grants, etc. (see instructions) to individuals or organizations under other conditions, complete items 2a, b, c, and d.

**b** The form in which applications should be submitted and information and materials they should include.

d Any restrictions or limitations on awards, such as by geographical areas, charitable fields, kinds of institutions, or other factors.

**Part XV** **Supplementary Information** *(continued)***3 Grants and Contributions Paid During the Year or Approved for Future Payment**

| Recipient<br>Name and address (home or business)                | If recipient is an individual,<br>show any relationship to<br>any foundation manager<br>or substantial contributor | Foundation<br>status of<br>recipient | Purpose of grant or<br>contribution | Amount   |
|---|--|--------------------------------------|-------------------------------------|----------|
| <b>a Paid during the year</b>                                   |  |                                      |                                     |          |
| AGING IN AMERICA INC<br>1500 PELHAM PARKWAY BRONX NY 10461-1003 | NONE   | PC                                   | GENERAL                             | 255,321. |
| <b>Total</b> . . . . .  |  |                                      | <b>3a</b>                           | 255,321. |
| <b>b Approved for future payment</b>                            |  |                                      |                                     |          |
| <b>Total</b> . . . . .  |  |                                      | <b>3b</b>                           |          |

|                   |  |
|-------------------|--|
| <b>Part XVI-A</b> | <b>Analysis of Income-Producing Activities</b> |
|-------------------|--|

Enter gross amounts unless otherwise indicated

| Enter gross amounts unless otherwise indicated                    | Unrelated business income |               | Excluded by section 512, 513, or 514 |               | (e)   |
|---|---------------------------|---------------|--------------------------------------|---------------|---|
|   | (a)<br>Business code      | (b)<br>Amount | (c)<br>Exclusion code                | (d)<br>Amount | Related or exempt<br>function income<br>(See instructions ) |
| <b>1</b> Program service revenue:                                 |                           |               |                                      |               |   |
| a _____   |                           |               |                                      |               |   |
| b _____   |                           |               |                                      |               |   |
| c _____   |                           |               |                                      |               |   |
| d _____   |                           |               |                                      |               |   |
| e _____   |                           |               |                                      |               |   |
| f _____   |                           |               |                                      |               |   |
| g Fees and contracts from government agencies                     |                           |               |                                      |               |   |
| <b>2</b> Membership dues and assessments . . . . .                |                           |               |                                      |               |   |
| <b>3</b> Interest on savings and temporary cash investments       |                           |               |                                      |               |   |
| <b>4</b> Dividends and interest from securities . . . . .         |                           |               | 14                                   | 125,032.      |   |
| <b>5</b> Net rental income or (loss) from real estate             |                           |               |                                      |               |   |
| a Debt-financed property . . . . .                                |                           |               |                                      |               |   |
| b Not debt-financed property . . . . .                            |                           |               |                                      |               |   |
| <b>6</b> Net rental income or (loss) from personal property .     |                           |               |                                      |               |   |
| <b>7</b> Other investment income . . . . .                        |                           |               |                                      |               |   |
| <b>8</b> Gain or (loss) from sales of assets other than inventory |                           |               | 18                                   | 330,586.      |   |
| <b>9</b> Net income or (loss) from special events . . .           |                           |               |                                      |               |   |
| <b>10</b> Gross profit or (loss) from sales of inventory .        |                           |               |                                      |               |   |
| <b>11</b> Other revenue a   |                           |               |                                      |               |   |
| b <u>DEFERRED INCOME</u>  |                           |               | 14                                   | -194.         |   |
| c <u>OTHER INCOME</u>   |                           |               | 14                                   | 44.           |   |
| d _____   |                           |               |                                      |               |   |
| e _____   |                           |               |                                      |               |   |
| <b>12</b> Subtotal. Add columns (b), (d), and (e) . . . . .       |                           |               |                                      | 455,468.      |   |
| <b>13</b> Total. Add line 12, columns (b), (d), and (e) . . . . . |                           |               |                                      | 455,468.      |   |

| Part XVI-B | Relationship of Activities to the Accomplishment of Exempt Purposes |
|------------|---|
|------------|---|

[illegible]

**Part XVII** Information Regarding Transfers To and Transactions and Relationships With Noncharitable Exempt Organizations

- |   |              |     |    |
|---|--------------|-----|----|
| <b>1</b> Did the organization directly or indirectly engage in any of the following with any other organization described in section 501(c) of the Code (other than section 501(c)(3) organizations) or in section 527, relating to political organizations?  |              | Yes | No |
| <b>a</b> Transfers from the reporting foundation to a noncharitable exempt organization of:   |              |     |    |
| <b>(1)</b> Cash . . . . .   | <b>1a(1)</b> |     | X  |
| <b>(2)</b> Other assets . . . . .   | <b>1a(2)</b> |     | X  |
| <b>b</b> Other transactions:  |              |     |    |
| <b>(1)</b> Sales of assets to a noncharitable exempt organization . . . . .   | <b>1b(1)</b> |     | X  |
| <b>(2)</b> Purchases of assets from a noncharitable exempt organization . . . . .   | <b>1b(2)</b> |     | X  |
| <b>(3)</b> Rental of facilities, equipment, or other assets . . . . .   | <b>1b(3)</b> |     | X  |
| <b>(4)</b> Reimbursement arrangements . . . . .   | <b>1b(4)</b> |     | X  |
| <b>(5)</b> Loans or loan guarantees . . . . .   | <b>1b(5)</b> |     | X  |
| <b>(6)</b> Performance of services or membership or fundraising solicitations . . . . .   | <b>1b(6)</b> |     | X  |
| <b>c</b> Sharing of facilities, equipment, mailing lists, other assets, or paid employees . . . . .   | <b>1c</b>    |     | X  |
| <b>d</b> If the answer to any of the above is "Yes," complete the following schedule. Column <b>(b)</b> should always show the fair market value of the goods, other assets, or services given by the reporting foundation. If the foundation received less than fair market value in any transaction or sharing arrangement, show in column <b>(d)</b> the value of the goods, other assets, or services received. |              |     |    |

[illegible]

- 2a** Is the foundation directly or indirectly affiliated with, or related to, one or more tax-exempt organizations described in section 501(c) of the Code (other than section 501(c)(3)) or in section 527? . . . . . ☐ Yes ☒ No
- b** If "Yes," complete the following schedule.

| (a) Name of organization | (b) Type of organization | (c) Description of relationship |
|--------------------------|--------------------------|---------------------------------|
|                          |                          |                                 |
|                          |                          |                                 |
|                          |                          |                                 |
|                          |                          |                                 |
|                          |                          |                                 |

**Sign  
Here**

Under penalties of perjury, I declare that I have examined this return, including accompanying schedules and statements, and to the best of my knowledge and belief, it is true, correct, and complete. Declaration of preparer (other than taxpayer) is based on all information of which preparer has any knowledge.

Phu Ben VICE PRESIDENT  
Signature of officer or trustee

06/03/2016  
Date

**Title**

May the IRS discuss this return with the preparer shown below (see instructions)? ☒ Yes ☐ No

**Paid  
Preparer  
Use Only**

---

Print/Type preparer's name \_\_\_\_\_

CHRIZ CHIZMAR

Preparer's signature

Christopher L Chizmar

Date \_\_\_\_\_

06/03/2016

|                                |    |
|--------------------------------|----|
| Check <input type="checkbox"/> | if |
| self-employed                  |    |

PTIN

PO1220103

Firm's name ► DELOITTE TAX LLP

Firm's EIN ▶ 86-1065772

Firm's address ► 127 PUBLIC SQUARE  
CLEVELAND, OH

44114

Phone no. 216-523-5461

Form **990-PF** (2015)

FORM 990PF - REASONABLE CAUSE STATEMENT

=====

AS REQUESTED BY ITS INSTRUMENT, THIS TRUST SUPPORTS THE AGING IN  
AMERICAN INC.

FORM 990PF, PART I - OTHER INCOME  
=====

| DESCRIPTION<br>----- | REVENUE<br>AND<br>EXPENSES<br>PER BOOKS<br>----- |
|----------------------|--|
| DEFERRED INCOME      | -194.  |
| OTHER INCOME         | 44.  |
|                      | -----  |
| TOTALS               | -150.  |
|                      | =====  |



TR U/W FOR AGING IN AMERICA INC P60103002

13-6046634

FORM 990PF, PART I - TAXES

=====

| DESCRIPTION                    | REVENUE<br>AND<br>EXPENSES<br>PER BOOKS | NET<br>INVESTMENT<br>INCOME |
|--------------------------------|---|-----------------------------|
| -----                          | -----                                   | -----                       |
| FOREIGN TAXES                  | 50.                                     | 50.                         |
| FEDERAL ESTIMATES - INCOME     | 5,200.                                  |                             |
| FOREIGN TAXES ON QUALIFIED FOR | 1,050.                                  | 1,050.                      |
| FOREIGN TAXES ON NONQUALIFIED  | 246.                                    | 246.                        |
|                                | -----                                   | -----                       |
| TOTALS                         | 6,546.                                  | 1,346.                      |
|                                | =====                                   | =====                       |

TR U/W FOR AGING IN AMERICA INC P60103002

13-6046634

FORM 990PF, PART I - OTHER EXPENSES

=====

| DESCRIPTION<br>----- | REVENUE<br>AND<br>EXPENSES<br>PER BOOKS<br>----- | CHARITABLE<br>PURPOSES<br>----- |
|----------------------|--|---------------------------------|
| ATTORNEY GENERAL FEE | 250.   | 250.                            |
| OTHER EXPENSES       | 250.   | 250.                            |
| <br>                 | <br>   | <br>                            |
| TOTALS               | -----<br>500.<br>=====                           | -----<br>500.<br>=====          |



JPMorgan Chase Bank, N.A.  
270 Park Avenue, New York, NY 10017-2014

AGING IN AMERICA INC TRUST ACCT P60103002  
For the Period 1/1/15 to 12/31/15

## Fiduciary Account

| J.P. Morgan Team |  |              |
|------------------|--|--------------|
| Alex Picou       | Banker   | 212/464-2620 |
| Edward Marks     | T & E Officer  | 203/629-3193 |
| Yadhira Astacio  | T & E Administrator  | 203/629-3188 |
| Christine Han    | Portfolio Manager  | 212/464-2550 |
| Azeem Gopalani   | Client Service Team  | 877/576-2740 |
| Stacey Treon     | Client Service Team  |              |
| Ryan Manano      | Client Service Team  |              |
| Barata Arthur    | Client Service Team  |              |
| Online access    | <a href="http://www.jpmorganonline.com">www.jpmorganonline.com</a> |              |

| Table of Contents   | Page |
|---------------------|------|
| Account Summary     | 2    |
| Holdings            |      |
| Equity              | 5    |
| Alternative Assets  | 16   |
| Cash & Fixed Income | 17   |
| Portfolio Activity  | 20   |

### Client News

Please review the information about potential conflicts of interest at the end of your statement

#### Information on Structured Products Fees in discretionary trust portfolios

Effective September 22, 2015, in connection with acting as discretionary trustee for trust accounts, J P Morgan or its affiliates no longer earn a mark-up at the time of purchase, or a product fee for structured products. This change does not affect the fees earned by the issuer that are embedded in the structured product

Please see disclosures located at the end of this statement package for important information relating to each J P Morgan account(s)

J.P.Morgan

0000003554 15 0 15 00002.SCHMHA.20160106

Page 1 of 211

000001 0791 of 3848 HSP00006 X1 NYNY0000

006407301803100931791  
007407302900100001791



AGING IN AMERICA INC TRUST ACCT P60103002  
For the Period 1/1/15 to 12/31/15

## Account Summary

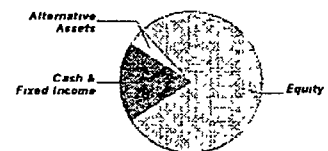
### PRINCIPAL

| Asset Allocation    | Beginning<br>Market Value | Ending<br>Market Value | Change<br>In Value | Estimated<br>Annual Income | Current<br>Allocation |
|---------------------|---------------------------|------------------------|--------------------|----------------------------|-----------------------|
| Equity              | 5,702,236.59              | 5,393,396.24           | (308,840.35)       | 101,594.67                 | 78%                   |
| Alternative Assets  | 207,959.71                | 286,949.41             | 78,989.70          | 4,611.22                   | 4%                    |
| Cash & Fixed Income | 1,291,843.85              | 1,187,689.77           | (104,154.08)       | 21,768.57                  | 18%                   |
| Market Value        | \$7,202,040.15            | \$6,868,035.42         | (\$334,004.73)     | \$127,974.46               | 100%                  |


### INCOME

| Cash Position | Beginning<br>Market Value | Ending<br>Market Value | Change<br>In Value |
|---------------|---------------------------|------------------------|--------------------|
| Cash Balance  | 74,086.39                 | 50,495.39              | (23,591.00)        |
| Accruals      | 4,183.71                  | 5,157.10               | 973.39             |
| Market Value  | \$78,270.10               | \$55,652.49            | (\$22,617.61)      |

### Asset Allocation



### Manager Allocation \*



\* J.P. Morgan Managed includes mutual funds, other registered funds and hedge funds managed by J.P. Morgan and structured products issued by J.P. Morgan. J.P. Morgan Separately Managed Account includes fixed income, equity, and alternative separately managed accounts managed by J.P. Morgan. Third-Party Managed & Other includes mutual funds, exchange traded funds, hedge funds, and separately managed accounts managed by parties other than J.P. Morgan, separately managed accounts managed by J.P. Morgan where a party other than J.P. Morgan is the appointed investment advisor, structured products and exchange traded notes issued by parties other than J.P. Morgan, investment conduits investing in non-J.P. Morgan managed hedge funds, where J.P. Morgan is solely administrator to the conduit, and other investments not managed or issued by J.P. Morgan. J.P. Morgan Cash & Liquidity Funds includes cash, J.P. Morgan deposit sweeps and J.P. Morgan money market mutual funds. See important information about investment principles and conflicts in the disclosures section.

J.P. Morgan



AGING IN AMERICA INC TRUST ACCT P60103002  
For the Period 1/1/15 to 12/31/15

## Account Summary CONTINUED

|                            | PRINCIPAL               |                       | INCOME                  |                       |
|----------------------------|-------------------------|-----------------------|-------------------------|-----------------------|
|                            | Current<br>Period Value | Year-to-Date<br>Value | Current<br>Period Value | Year-to-Date<br>Value |
| <b>Portfolio Activity</b>  |                         |                       |                         |                       |
| Beginning Market Value     | 7,202,040.15            | 7,202,040.15          | 74,086.39               | 74,086.39             |
| Additions                  |                         |                       | 48,939.33               | 48,939.33             |
| Withdrawals & Fees         | (192,264.05)            | (192,264.05)          | (198,384.69)            | (198,384.69)          |
| Net Additions/Withdrawals  | (\$192,264.05)          | (\$192,264.05)        | (\$149,445.36)          | (\$149,445.36)        |
| Income                     | 44.26                   | 44.26                 | 125,854.36              | 125,854.36            |
| Change in Investment Value | (141,784.94)            | (141,784.94)          |                         |                       |
| Ending Market Value        | \$6,868,035.42          | \$6,868,035.42        | \$50,495.39             | \$50,495.39           |
| Accruals                   | --                      | --                    | 5,157.10                | 5,157.10              |
| Market Value with Accruals | --                      | --                    | \$55,652.49             | \$55,652.49           |

| <b>Tax Summary</b>                 | Current<br>Period Value | Year-to-Date<br>Value |
|------------------------------------|-------------------------|-----------------------|
| Domestic Dividends/Distributions   | 123,899.83              | 123,899.83            |
| Foreign Dividends                  | 1,887.88                | 1,887.88              |
| Interest Income                    | 67.09                   | 67.09                 |
| <b>Taxable Income</b>              | <b>\$125,854.80</b>     | <b>\$125,854.80</b>   |
| Cash Receipts                      | 43.82                   | 43.82                 |
| <b>Other Income &amp; Receipts</b> | <b>\$43.82</b>          | <b>\$43.82</b>        |

|                               | Current<br>Period Value | Year-to-Date<br>Value |
|-------------------------------|-------------------------|-----------------------|
| LT Capital Gain Distributions | 88,174.04               | 88,174.04             |
| ST Realized Gain/Loss         | (41,905.10)             | (41,905.10)           |
| LT Realized Gain/Loss         | 296,166.13              | 296,166.13            |
| <b>Realized Gain/Loss</b>     | <b>\$342,435.07</b>     | <b>\$342,435.07</b>   |

|                             | To-Date Value         |
|-----------------------------|-----------------------|
| <b>Unrealized Gain/Loss</b> | <b>\$1,001,085.70</b> |

J.P.Morgan

Page 3 of 211

000991 0702 of 3848 WSP0006 XI NYTTK001



006407301801100981792  
00107302900100001792



AGING IN AMERICA INC TRUST ACCT P60103002  
For the Period 1/1/15 to 12/31/15

## Account Summary CONTINUED

| Cost Summary        |  | Cost           |
|---------------------|--|----------------|
| Equity              |  | 4,371,185 23   |
| Cash & Fixed Income |  | 1,197,255 59   |
| Total               |  | \$5,568,440 82 |

J.P.Morgan




AGING IN AMERICA INC TRUST ACCT. P60103002  
For the Period 1/1/15 to 12/31/15

## Equity Summary

| Asset Categories            | Beginning<br>Market Value | Ending<br>Market Value | Change<br>in Value    | Current<br>Allocation |
|-----------------------------|---------------------------|------------------------|-----------------------|-----------------------|
| US Large Cap Equity         | 2,715,900.38              | 2,967,509.97           | 251,609.59            | 43%                   |
| US Mid Cap Equity           | 700,424.69                | 651,200.14             | (49,224.55)           | 9%                    |
| EAFE Equity                 | 1,395,438.83              | 755,472.35             | (639,966.48)          | 11%                   |
| European Large Cap Equity   | 0.00                      | 381,609.19             | 381,609.19            | 6%                    |
| Japanese Large Cap Equity   | 77,986.83                 | 277,255.54             | 199,268.71            | 4%                    |
| Asia ex-Japan Equity        | 351,406.98                | 0.00                   | (351,406.98)          |                       |
| Emerging Market Equity      | 85,181.31                 | 0.00                   | (85,181.31)           |                       |
| Global Equity               | 295,759.27                | 360,349.05             | 64,589.78             | 5%                    |
| Concentrated & Other Equity | 80,138.30                 | 0.00                   | (80,138.30)           |                       |
| <b>Total Value</b>          | <b>\$5,702,236.59</b>     | <b>\$5,393,396.24</b>  | <b>(\$308,840.35)</b> | <b>78%</b>            |

| Market Value/Cost       | Current<br>Period Value |
|-------------------------|-------------------------|
| Market Value            | 5,393,396.24            |
| Tax Cost                | 4,371,185.23            |
| Unrealized Gain/Loss    | 1,022,211.01            |
| Estimated Annual Income | 101,594.67              |
| Accrued Dividends       | 5,154.47                |
| Yield                   | 1.88%                   |

### Asset Categories



J.P.Morgan



AGING IN AMERICA INC TRUST ACCT P60103002  
For the Period 1/1/15 to 12/31/15

Note P indicates position adjusted for Pending Trade Activity

## Equity Detail

|  | Price  | Quantity | Value     | Adjusted Tax Cost<br>Original Cost | Unrealized<br>Gain/Loss | Est. Annual Inc<br>Accrued Div | Yield |
|--|--------|----------|-----------|------------------------------------|-------------------------|--------------------------------|-------|
| <b>US Large Cap Equity</b>                             |        |          |           |                                    |                         |                                |       |
| <b>ABBOTT LABORATORIES</b><br>002824-10-0 ABT          | 44.91  | 226,000  | 10,149.66 | 10,064.23                          | 85.43                   | 35.04                          | 2.32% |
| <b>ACCENTURE PLC-CL A</b><br>G1151C-10-1 ACN           | 104.50 | 105,000  | 10,972.50 | 8,541.54                           | 2,430.96                | 31.00                          | 2.11% |
| <b>ACE LTD</b><br>H0023R-10-5 ACE                      | 116.85 | 149,000  | 17,410.65 | 8,450.75                           | 8,959.90                | 99.32<br>84.86                 | 2.29% |
| <b>ADOBE SYSTEMS INC</b><br>00724F-10-1 ADBE           | 93.94  | 133,000  | 12,494.02 | 4,733.88                           | 7,760.14                |                                |       |
| <b>AETNA INC</b><br>00817Y-10-8 AET                    | 108.12 | 106,000  | 11,460.72 | 10,909.89                          | 550.83                  | 06.00                          | 0.92% |
| <b>ALEXION PHARMACEUTICALS INC</b><br>015351-10-9 ALXN | 190.75 | 54,000   | 10,300.50 | 7,731.55                           | 2,568.95                |                                |       |
| <b>ALLEGION PLC</b><br>G0176J-10-9 ALLE                | 65.92  | 102,000  | 6,723.84  | 6,666.04                           | 57.80                   | 40.80                          | 0.61% |
| <b>ALLERGAN PLC</b><br>G0177J-10-8 AGN                 | 312.50 | 107,000  | 33,437.50 | 29,133.08                          | 4,304.42                |                                |       |
| <b>ALLIANCE DATA SYSTEMS CORP</b><br>018581-10-8 ADS   | 276.57 | 22,000   | 6,084.54  | 3,884.75                           | 2,199.79                |                                |       |
| <b>ALPHABET INC/CA-CL C</b><br>02079K-10-7 GOOG        | 758.88 | 49,000   | 37,185.12 | 21,132.73                          | 16,052.39               |                                |       |
| <b>ALPHABET INC/CA-CL A</b><br>02079K-30-5 GOOGL       | 778.01 | 15,000   | 11,670.15 | 5,200.00                           | 6,470.15                |                                |       |

J.P.Morgan

Page 6 of 211





AGING IN AMERICA INC TRUST ACCT P60103002  
For the Period 1/1/15 to 12/31/15

|  | Price  | Quantity  | Value     | Adjusted Tax Cost<br>Original Cost | Unrealized<br>Gain/Loss | Est. Annual Inc<br>Accrued Div | Yield |
|--|--------|-----------|-----------|------------------------------------|-------------------------|--------------------------------|-------|
| <b>US Large Cap Equity</b>                     |        |           |           |                                    |                         |                                |       |
| AMAZON.COM INC<br>023135-10-6 AMZN             | 675 89 | 43 000    | 29,063 27 | 17,587 98                          | 11,475 29               |                                |       |
| ANADARKO PETROLEUM CORP<br>032511-10-7 APC     | 48 58  | 107 000   | 5,198 06  | 7,904 64                           | (2,706 58)              | 115 56                         | 2 22% |
| APPLE INC<br>037833-10-0 AAPL                  | 105 26 | 469 000   | 49,366 94 | 15,503 37                          | 33,863 57               | 975 52                         | 1 98% |
| AT&T INC<br>00206R-10-2 T                      | 34 41  | 370 000   | 12,731 70 | 12,759 75                          | (28 05)                 | 710 40                         | 5 58% |
| AVAGO TECHNOLOGIES LTD<br>Y0486S-10-4 AVGO     | 145 15 | 243 000   | 35,271 45 | 8,089 90                           | 27,181 55               | 427 68                         | 1 21% |
| BANK OF AMERICA CORP<br>060505-10-4 BAC        | 16 83  | 1,528 000 | 25 716 24 | 18,445 14                          | 7,271 10                | 305 60                         | 1 19% |
| BIOGEN INC<br>09062X-10-3 BIIB                 | 306 35 | 33 000    | 10,109 55 | 1,979 15                           | 8,130 40                |                                |       |
| BLACKROCK INC<br>09247X-10-1 BLK               | 340 52 | 34 000    | 11,577 68 | 11,490 88                          | 86 80                   | 296 48                         | 2 56% |
| BRISTOL-MYERS SQUIBB CO<br>110122-10-8 BMY     | 68 79  | 241 000   | 16,578 39 | 9,475 41                           | 7,102 98                | 366 32<br>91 58                | 2 21% |
| BROADCOM CORP-CL A<br>111320-10-7 BRCM         | 57 82  | 177 000   | 10,234 14 | 6,724 51                           | 3,509 63                | 99 12                          | 0 97% |
| CARNIVAL CORP<br>143658-30-0 CCL               | 54 48  | 256 000   | 13,946 88 | 13,353 58                          | 593 30                  | 307 20                         | 2 20% |
| CBS CORP-CLASS B NON VOTING<br>124857-20-2 CBS | 47 13  | 182 000   | 8,577 66  | 10,593 77                          | (2,016 11)              | 109 20<br>27 30                | 1 27% |
| CELGENE CORP<br>151020-10-4 CELG               | 119 76 | 143 000   | 17,125 68 | 7,023 50                           | 10,102 18               |                                |       |

J.P.Morgan

Page 7 of 211

000991 0794 of 3848 NSPOCENS XI NYTYNDSW



00647018010931794  
0016703090010001794



ACINC IN AMERICA INC TRUST ACCT P60103002  
For the Period 1/1/15 to 12/31/15

|  | Price  | Quantity | Value     | Adjusted Tax Cost<br>Original Cost | Unrealized<br>Gain/Loss | Est. Annual Inc<br>Accrual Div | Yield |
|--|--------|----------|-----------|------------------------------------|-------------------------|--------------------------------|-------|
| <b>US Large Cap Equity</b>                       |        |          |           |                                    |                         |                                |       |
| CHEVRON CORP<br>166764-10-0 CVX                  | 89 96  | 135 000  | 12,144 60 | 11,141 30                          | 1,003 30                | 577 80                         | 4 76% |
| CITIGROUP INC<br>172967-42-4 C                   | 51 75  | 368 000  | 19,044 00 | 14,093 44                          | 4,950 56                | 73 60                          | 0 39% |
| CMS ENERGY CORP<br>125896-10-0 CMS               | 36 08  | 211 000  | 7,612 88  | 7,330 23                           | 282 65                  | 244 76                         | 3 22% |
| COCA-COLA CO/THE<br>191216-10-0 KO               | 42 96  | 262 000  | 11,255 52 | 11,520 88                          | (265 36)                | 345 84                         | 3 07% |
| COGNIZANT TECH SOLUTIONS-A<br>192446-10-2 CTSI   | 60 02  | 78 000   | 4,681 56  | 5,295 68                           | (614 12)                |                                |       |
| COLGATE-PALMOLIVE CO<br>194162-10-3 CL           | 66 62  | 83 000   | 5,529 46  | 5,103 27                           | 426 19                  | 126 16                         | 2 28% |
| COLUMBIA PIPELINE GROUP -W/I<br>198280-10-9 CPGX | 20 00  | 436 000  | 8,720 00  | 10 764 79                          | (2,044 79)              | 218 00                         | 2 50% |
| COMCAST CORP-CLASS A<br>20030N-10-1 CMCS A       | 56 43  | 175 000  | 9,875 25  | 3,083 69                           | 6 791 56                | 175 00                         | 1 77% |
| COSTCO WHOLESALE CORP<br>22160K-10-5 COST        | 161 50 | 64 000   | 10,336 00 | 8,269 44                           | 2,066 56                | 122 40                         | 0 99% |
| P CROWN HOLDINGS INC<br>228368-10-6 CCK          | 50 70  | 79 000   | 4,005 30  | 3,970 11                           | 35 19                   |                                |       |
| CSX CORP<br>126408-10-3 CSX                      | 25 95  | 240 000  | 6,228 00  | 6,633 55                           | (405 55)                | 172 80                         | 2 77% |
| DISCOVER FINANCIAL SERVICES<br>254709-10-8 DFS   | 53 62  | 193 000  | 10,348 66 | 10,550 71                          | (202 05)                | 216 16                         | 2 09% |
| DISH NETWORK CORP-A<br>25470M-10-9 DISH          | 57 18  | 155 000  | 8,862 90  | 5,796 14                           | 3,066 76                |                                |       |

J.P.Morgan

Page 8 of 211



AGING IN AMERICA INC TRUST ACCT. P60103002  
For the Period 1/1/15 to 12/31/15

|  | Price  | Quantity   | Value      | Adjusted Tax Cost<br>Original Cost | Unrealized<br>Gain/Loss | Est Annual Inc<br>Accrued Div | Yield  |
|--|--------|------------|------------|------------------------------------|-------------------------|-------------------------------|--------|
| <b>US Large Cap Equity</b>                     |        |            |            |                                    |                         |                               |        |
| DOW CHEMICAL CO/THE<br>260543-10-3 DOW         | 51 48  | 203 000    | 10,450 44  | 10,803 37                          | (352 93)                | 373 52<br>93 38               | 3 57 % |
| DU PONT (E I.) DE NEMOURS<br>263534-10-9 DD    | 66 60  | 197 000    | 13,120 20  | 11,706 84                          | 1,413 36                | 299 44                        | 2 28 % |
| EDGEWOOD GROWTH FD-INS<br>0075W0-75-9 EGFI X   | 21 90  | 18,448 594 | 404,024 21 | 280,331 73                         | 123,692 48              |                               |        |
| ELI LILLY & CO<br>532457-10-8 LLY              | 84 26  | 166 000    | 13,987 16  | 14,020 10                          | (32 94)                 | 338 64                        | 2 42 % |
| EQT CORP<br>26884L-10-9 EQT                    | 52 13  | 89 000     | 4,639 57   | 6,759 82                           | (2,120 25)              | 10 68                         | 0 23 % |
| FACEBOOK INC-A<br>30303M-10-2 FB               | 104 66 | 287 000    | 30,037 42  | 22,759 09                          | 7,278 33                |                               |        |
| FIDELITY NATIONAL INFO SERV<br>31620M-10-6 FIS | 60 60  | 176 000    | 10,665 60  | 11,154 24                          | (488 64)                | 183 04                        | 1 72 % |
| GENERAL MOTORS CO<br>37045V-10-0 GM            | 34 01  | 419 000    | 14,250 19  | 12,076 49                          | 2,173 70                | 603 36                        | 4 23 % |
| GENERAL ELECTRIC CO<br>369604-10-3 GE          | 31 15  | 691 000    | 21,524 65  | 18,358 43                          | 3,166 22                | 635 72<br>158 93              | 2 95 % |
| GILEAD SCIENCES INC<br>375558-10-3 GILD        | 101 19 | 106 000    | 10,726 14  | 11,505 38                          | (779 24)                | 182 32                        | 1 70 % |
| HARMAN INTERNATIONAL<br>413086-10-9 HAR        | 94 21  | 102 000    | 9,609 42   | 10,023 40                          | (413 98)                | 142 80                        | 1 49 % |
| HARTFORD FINANCIAL SVCS GRP<br>416515-10-4 HIG | 43 46  | 194 000    | 8,431 24   | 5,857 11                           | 2,574 13                | 162 96<br>40 74               | 1 93 % |
| HESS CORP<br>42809H-10-7 HES                   | 48 48  | 104 000    | 5,041 92   | 5,313 67                           | (271 75)                | 104 00                        | 2 06 % |

J.P.Morgan

Page 9 of 211

000991 0795 of 3048 KSP00006 X1 NYTTN000



00640730180100901795  
007407302990100001795



AGING IN AMERICA INC TRUST ACCT P60103002  
For the Period 1/1/15 to 12/31/15

|  | Price  | Quantity | Value     | Adjusted Tax Cost<br>Original Cost | Unrealized<br>Gain/Loss | Est Annual Inc<br>Accrued Div | Yield |
|--|--------|----------|-----------|------------------------------------|-------------------------|-------------------------------|-------|
| <b>US Large Cap Equity</b>                     |        |          |           |                                    |                         |                               |       |
| HOME DEPOT INC<br>437076-10-2 HD               | 132.25 | 205,000  | 27,111.25 | 9,612.01                           | 17,499.24               | .83.80                        | 1.78% |
| HONEYWELL INTERNATIONAL INC<br>438516-10-6 HON | 103.57 | 264,000  | 27,342.48 | 14,661.20                          | 12,681.28               | 1.28.32                       | 2.30% |
| HP INC<br>40434L-10-5 HPQ                      | 11.84  | 426,000  | 5,043.84  | 5,180.73                           | (136.89)                | .11.29<br>52.82               | 4.19% |
| HUMANA INC<br>444859-10-2 HUM                  | 178.51 | 72,000   | 12,852.72 | 5,302.29                           | 7,550.43                | 83.52<br>20.88                | 0.65% |
| ILLUMINA INC<br>452327-10-9 ILMN               | 191.95 | 39,000   | 7,485.86  | 7,749.59                           | (263.73)                |                               |       |
| L-3 COMMUNICATIONS HOLDINGS<br>502424-10-4 LLL | 119.51 | 58,000   | 6,931.58  | 7,407.71                           | (476.13)                | 50.80                         | 2.18% |
| LAM RESEARCH CORP<br>512807-10-8 LRCX          | 79.42  | 204,000  | 16,201.68 | 12,649.58                          | 3,552.10                | .44.80<br>61.20               | 1.51% |
| LENNOX INTERNATIONAL INC<br>526107-10-7 LII    | 124.90 | 61,000   | 7,618.90  | 7,471.92                           | 146.98                  | 87.84<br>21.96                | 1.15% |
| LOWE'S COS INC<br>548661-10-7 LOW              | 76.04  | 333,000  | 25,321.32 | 6,942.63                           | 18,378.69               | 172.96                        | 1.47% |
| MARSH & MCLENNAN COS<br>571748-10-2 MMC        | 55.45  | 235,000  | 13,030.75 | 10,944.23                          | 2,086.52                | .91.40                        | 2.24% |
| MARTIN MARIETTA MATERIALS<br>573284-10-6 MLM   | 136.58 | 53,000   | 7,238.74  | 8,925.57                           | (1,686.83)              | 84.80                         | 1.17% |
| MASCO CORP<br>574599-10-6 MAS                  | 28.30  | 355,000  | 10,046.50 | 4,201.40                           | 5,845.10                | 34.90                         | 1.34% |
| MASTERCARD INC-CLASS A<br>57636Q-10-4 MA       | 97.36  | 234,000  | 22,782.24 | 8,807.53                           | 13,974.71               | 77.84                         | 0.78% |



AGING IN AMERICA INC TRUST ACCT P60103002  
For the Period 1/1/15 to 12/31/15

|  | Pnce   | Quantity   | Value      | Adjusted Tax Cost<br>Original Cost | Unrealized<br>Gain/Loss | Est Annual Inc<br>Accrued Div | Yield |
|--|--------|------------|------------|------------------------------------|-------------------------|-------------------------------|-------|
| <b>US Large Cap Equity</b>                       |        |            |            |                                    |                         |                               |       |
| MCKESSON CORP<br>58155Q-10-3 MCK                 | 197 23 | 28 000     | 5,522 44   | 6,336 77                           | (814 33)                | 31 36<br>11 48                | 0 57% |
| METLIFE INC<br>59156R-10-8 MET                   | 48 21  | 263 000    | 12,679 23  | 7,639 01                           | 5,040 22                | 394 50                        | 3 11% |
| MICROSOFT CORP<br>594918-10-4 MSFT               | 55 48  | 800 000    | 44,384 00  | 22,669 82                          | 21,714 18               | 1,152 00                      | 2 60% |
| MOLSON COORS BREWING CO -B<br>60871R-20-9 TAP    | 93 92  | 143 000    | 13 430 56  | 11,137 18                          | 2,293 38                | 234 52                        | 1 75% |
| MONDELEZ INTERNATIONAL INC-A<br>609207-10-5 MDLZ | 44 84  | 295 000    | 13,227 80  | 7,248 31                           | 5,979 49                | 200 60<br>50 15               | 1 52% |
| MORGAN STANLEY<br>617446-44-8 MS                 | 31 81  | 692 000    | 22,012 52  | 18,572 82                          | 3,439 70                | 415 20                        | 1 89% |
| NEUBERGER BER MU/C OPP-INS<br>64122Q-30-9 NMUL X | 15 04  | 23,238 375 | 349,505 16 | 235,637 12                         | 113,868 04              | 3,160 41                      | 0 90% |
| NISOURCE INC<br>65473P-10-5 NI                   | 19 51  | 419 000    | 8,174 69   | 6,011 81                           | 2,162 88                | 259 78                        | 3 18% |
| NXP SEMICONDUCTORS NV<br>N6596X-10-9 NXPI        | 84 25  | 97 000     | 8,172 25   | 10,310 45                          | (2,138 20)              |                               |       |
| OCCIDENTAL PETROLEUM CORP<br>674599-10-5 OXY     | 67 61  | 371 000    | 25,083 31  | 28,206 81                          | (3,123 50)              | 1,113 00<br>278 25            | 4 44% |
| PACCAR INC<br>693718-10-8 PCAR                   | 47 40  | 205 000    | 9,717 00   | 6,408 39                           | 3,308 61                | 196 80<br>287 00              | 2 03% |
| PEPSICO INC<br>713448-10-8 PEP                   | 99 92  | 127 000    | 12,689 84  | 12,174 24                          | 515 60                  | 356 87<br>89 22               | 2 81% |
| PFIZER INC<br>717081-10-3 PFE                    | 32 28  | 456 000    | 14,719 68  | 15,732 60                          | (1,012 92)              | 547 20                        | 3 72% |

J.P.Morgan

Page 11 of 211

000991 0796 of 3848 NSP00006 XI NYNYN00N



006407018031000921796  
007107103280100001796



AGING IN AMERICA INC TRUST ACCT P60103002  
For the Period 1/1/15 to 12/31/15

|   | Price  | Quantity   | Value      | Adjusted Tax Cost<br>Original Cost | Unrealized<br>Gain/Loss | Est Annual Inc<br>Accrued Div | Yield |
|---|--------|------------|------------|------------------------------------|-------------------------|-------------------------------|-------|
| <b>US Large Cap Equity</b>                      |        |            |            |                                    |                         |                               |       |
| PIONEER NATURAL RESOURCES CO<br>723787-10-7 PXD | 125.38 | 46,000     | 5,767.48   | 6,512.88                           | (745.40)                | 3.68                          | 0.06% |
| PRIMECAP ODYSSEY STOCK FD<br>74160Q-30-1 POSK X | 23.61  | 12,198,846 | 288,014.75 | 297,163.88                         | (9,149.13)              | 2,664.31                      | 1.03% |
| PROCTER & GAMBLE CO/THE<br>742718-10-9 PG       | 79.41  | 186,000    | 14,770.26  | 3,630.37                           | 11,139.89               | 493.27                        | 3.34% |
| SCHLUMBERGER LTD<br>806857-10-8 SLB             | 69.75  | 174,000    | 12,136.50  | 14,112.25                          | (1,975.75)              | 148.00<br>87.00               | 2.87% |
| SCHWAB (CHARLES) CORP<br>808513-10-5 SCHW       | 32.93  | 359,000    | 11,821.87  | 10,392.47                          | 1,429.40                | 86.16                         | 0.73% |
| SPDR S&P 500 ETF TRUST<br>78462F-10-3 SPY       | 203.87 | 3,004,000  | 612,425.48 | 558,926.26                         | 53,499.22               | 12,634.82<br>3,639.50         | 2.06% |
| STANLEY BLACK & DECKER INC<br>854502-10-1 SWK   | 106.73 | 62,000     | 6,617.26   | 6,617.75                           | (0.49)                  | 136.40                        | 2.06% |
| SVB FINANCIAL GROUP<br>78486Q-10-1 SIVB         | 118.90 | 54,000     | 6,420.60   | 6,956.02                           | (535.42)                |                               |       |
| SYNCHRONY FINANCIAL<br>87165B-10-3 SYF          | 30.41  | 225,000    | 6,842.25   | 5,428.16                           | 1,414.09                |                               |       |
| TE CONNECTIVITY LTD<br>H84989-10-4 TEL          | 64.61  | 135,000    | 8,722.35   | 9,683.13                           | (960.78)                | 178.20                        | 2.04% |
| TIME WARNER INC<br>887317-30-3 TWX              | 64.67  | 325,000    | 21,017.75  | 6,034.54                           | 14,983.21               | 455.00                        | 2.16% |
| TJX COMPANIES INC<br>872540-10-9 TJX            | 70.91  | 121,000    | 8,580.11   | 6,916.27                           | 1,663.84                | 101.64                        | 1.18% |
| TWENTY-FIRST CENTURY FOX-A<br>90130A-10-1 FOXA  | 27.16  | 438,000    | 11,896.08  | 14,034.63                          | (2,138.55)              | 131.40                        | 1.10% |

J.P.Morgan

Page 12 of 211




AGING IN AMERICA INC TRUST ACCT P60103002  
For the Period 1/1/15 to 12/31/15

|  | Price  | Quantity | Value          | Adjusted Tax Cost<br>Original Cost | Unrealized<br>Gain/Loss | Est Annual Inc<br>Accrued Div | Yield |
|--|--------|----------|----------------|------------------------------------|-------------------------|-------------------------------|-------|
| <b>US Large Cap Equity</b>                     |        |          |                |                                    |                         |                               |       |
| UNION PACIFIC CORP<br>907818-10-8 UNP          | 78 20  | 77 000   | 6,021 40       | 7,060 28                           | (1,038 88)              | 169 40                        | 2 81% |
| UNITEDHEALTH GROUP INC<br>91324P-10-2 UNH      | 117 64 | 195 000  | 22,939 80      | 9,840 74                           | 13,099 06               | 390 00                        | 1 70% |
| UNITED CONTINENTAL HOLDINGS<br>910047-10-9 UAL | 57 30  | 188 000  | 10,772 40      | 7,594 90                           | 3,177 50                |                               |       |
| UNITED TECHNOLOGIES CORP<br>913017-10-9 UTX    | 96 07  | 163 000  | 15,659 41      | 6,661 56                           | 8,997 85                | 417 28                        | 2 66% |
| VALERO ENERGY CORP<br>91913Y-10-0 VLO          | 70 71  | 58 000   | 4,101 18       | 3,943 81                           | 157 37                  | 116 00                        | 2 83% |
| VERTEX PHARMACEUTICALS INC<br>92532F-10-0 VRTX | 125 83 | 109 000  | 13,715 47      | 8,326 44                           | 5,389 03                |                               |       |
| VISA INC-CLASS A SHARES<br>92826C-83-9 V       | 77 55  | 136 000  | 10,546 80      | 10,443 50                          | 103 30                  | 76 16                         | 0 72% |
| WABCO HOLDINGS INC<br>92927K-10-2 WBC          | 102 26 | 47 000   | 4,806 22       | 6,012 82                           | (1 206 60)              |                               |       |
| WALT DISNEY CO/THE<br>254687-10-6 DIS          | 105 08 | 82 000   | 8,616 56       | 5,378 95                           | 3,237 61                | 116 44<br>58 22               | 1 35% |
| WELLS FARGO & CO<br>949746-10-1 WFC            | 54 36  | 707 000  | 38,432 52      | 18,890 11                          | 19,542 41               | 1,060 50                      | 2 76% |
| Total US Large Cap Equity                      |        |          | \$2,967,509 97 | \$2,310,106.36                     | \$657,403.61            | \$40,907 41<br>\$5,154.47     | 1.38% |

J.P.Morgan

Page 13 of 211

000991 0797 of 3848 HSP00006 XI H7778807



00640730180100901797  
007407302900100001797



AGINC IN AMERICA INC TRUST ACCT P60103002  
For the Period 1/1/15 to 12/31/15

|   | Price  | Quantity   | Value        | Adjusted Tax Cost<br>Original Cost | Unrealized<br>Gain/Loss | Est. Annu. Inc<br>Accrued Div | Yield |
|---|--------|------------|--------------|------------------------------------|-------------------------|-------------------------------|-------|
| <b>US Mid Cap Equity</b>  |        |            |              |                                    |                         |                               |       |
| ISHARES RUSSELL MIDCAP INDEX FUND<br>464287-49-9 IWR              | 160 18 | 1,574 000  | 252,123 32   | 137,208 73                         | 114,914 59              | 4,112 12                      | 1 59% |
| JPM MID CAP GRWTH FD - SEL<br>FUND 3120<br>4812C1-71-0 HLGE X     | 27 45  | 9,621 491  | 264,109 93   | 138,260 83                         | 125,849 10              | 2,751 42                      | 0 85% |
| JPM MKT EXP ENH INDEX FD - SEL<br>FUND 3708<br>4812C1-63-7 PGMI X | 10 19  | 13,245 033 | 134,966 89   | 120,264 90                         | 14,701 99               | 2,192 71                      | 1 55% |
| Total US Mid Cap Equity   |        |            | \$651,200.14 | \$395,734.46                       | \$255,465.68            | \$8,056.25                    | 1.28% |
| <b>EAFE Equity</b>  |        |            |              |                                    |                         |                               |       |
| ARTISAN INTL VALUE FD-ADV<br>04314H-66-7 APDK X                   | 31 70  | 9,134 882  | 289,575 76   | 252,352 29                         | 37,223 47               |                               |       |
| DODGE & COX INTL STOCK FD<br>256206-10-3 DODF X                   | 36 48  | 9,051 389  | 330,194 67   | 270,277 12                         | 59,917 55               | 7,103 16                      | 2 30% |
| ISHARES MSCI EAFE INDEX FUND<br>464287-46-5 EFA                   | 58 72  | 2,311 000  | 135,701 92   | 123,834 01                         | 11,867 91               | 3,743 82                      | 2 76% |
| Total EAFE Equity   |        |            | \$755,472.35 | \$646,463.42                       | \$109,008.93            | \$11,046.98                   | 1 50% |
| <b>European Large Cap Equity</b>                                  |        |            |              |                                    |                         |                               |       |
| DEUTSCHE X-TRACKERS MSCI EUR<br>233051-85-3 DBEU                  | 25 85  | 12,171 000 | 314,620 35   | 326,000 23                         | (11,379 88)             | 15,142 36                     | 4 94% |



[illegible]

006407301803100991798  
007407302900100001798



AGING IN AMERICA INC TRUST ACCT P60103002  
For the Period 1/1/15 to 12/31/15

## Alternative Assets Summary

| Asset Categories | Beginning<br>Estimated Value | Ending<br>Estimated Value | Change<br>In Value | Current<br>Allocation |
|------------------|------------------------------|---------------------------|--------------------|-----------------------|
| Hedge Funds      | 207,959 71                   | 286,949 41                | 78,989 70          | 4%                    |

## Alternative Assets Detail

|   | Price | Quantity  | Estimated<br>Value | Cost         |
|---|-------|-----------|--------------------|--------------|
| <b>Hedge Funds</b>                                |       |           |                    |              |
| EQUINOX CAMPBELL STRATEGY-I<br>29446A-81-9 EBSI X | 11 00 | 6,726 897 | 73,995 87          | 76,552 09    |
| GATEWAY FD-Y<br>367829-88-4 GTEY X                | 29 71 | 4,942 004 | 146,826 94         | 142,034 63   |
| INV BALANCED-RISK ALLOC-Y<br>00141V-69-7 ABRY X   | 10 37 | 6 376 721 | 66,126 60          | 79,922 18    |
| Total Hedge Funds                                 |       |           | \$286,949.41       | \$298,508 90 |

J.P.Morgan



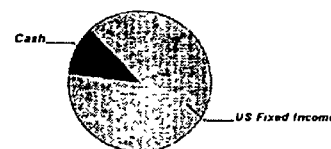
AGING IN AMERICA INC TRUST ACCT. P60103002  
For the Period 1/1/15 to 12/31/15

## Cash & Fixed Income Summary

| Asset Categories   | Beginning<br>Market Value | Ending<br>Market Value | Change<br>In Value    | Current<br>Allocation |
|--------------------|---------------------------|------------------------|-----------------------|-----------------------|
| Cash               | 274,604.36                | 114,532.86             | (160,071.50)          | 2%                    |
| US Fixed Income    | 1,017,239.49              | 1,073,156.91           | 55,917.42             | 16%                   |
| <b>Total Value</b> | <b>\$1,291,843.85</b>     | <b>\$1,187,689.77</b>  | <b>(\$104,154.08)</b> | <b>18%</b>            |

| Market Value/Cost       | Current<br>Period Value |
|-------------------------|-------------------------|
| Market Value            | 1,187,689.77            |
| Tax Cost                | 1,197,255.59            |
| Unrealized Gain/Loss    | (9,565.82)              |
| Estimated Annual Income | 21,768.57               |
| Accrued Interest        | 2.63                    |
| Yield                   | 1.83%                   |

### Asset Categories



Cash & Fixed Income as a percentage of your portfolio - 18 %

### SUMMARY BY MATURITY

| Cash & Fixed Income     | Market<br>Value | % of Bond<br>Portfolio |
|-------------------------|-----------------|------------------------|
| 0-6 months <sup>1</sup> | 1,187,689.77    | 100%                   |

<sup>1</sup> The years indicate the number of years until the bond is scheduled to mature based on the statement end date. Some bonds may be called, or paid in full, before their stated maturity.

### SUMMARY BY TYPE

| Cash & Fixed Income | Market<br>Value       | % of Bond<br>Portfolio |
|---------------------|-----------------------|------------------------|
| Cash                | 114,532.86            | 9%                     |
| Mutual Funds        | 1,073,156.91          | 91%                    |
| <b>Total Value</b>  | <b>\$1,187,689.77</b> | <b>100%</b>            |

J.P.Morgan



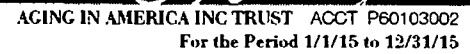
AGING IN AMERICA INC TRUST ACCT P60103002  
For the Period 1/1/15 to 12/31/15

Note <sup>1</sup> This is the Annual Percentage Yield (APY) which is the rate earned if balances remain on deposit for a full year with compounding, there is no change in the interest rate and all interest is left in the account

## Cash & Fixed Income Detail

|  | Price | Quantity   | Value        | Adjusted Tax Cost<br>Original Cost | Unrealized<br>Gain/Loss | Est Annual Income<br>Accrued Interest | Yield              |
|--|-------|------------|--------------|------------------------------------|-------------------------|---------------------------------------|--------------------|
| <b>Cash</b>  |       |            |              |                                    |                         |                                       |                    |
| US DOLLAR PRINCIPAL  | 1.00  | 113,915.98 | 113,915.98   | 113,915.98                         |                         | 34.17<br>2.63                         | 0.03% <sup>1</sup> |
| PROCEEDS FROM PENDING SALES                                | 1.00  | 616.88     | 616.88       | 616.88                             |                         |                                       |                    |
| Total Cash   |       |            | \$114,532.86 | \$114,532.86                       | \$0.00                  | \$34.17<br>\$2.63                     | 0.03%              |
| <b>US Fixed Income</b>                                     |       |            |              |                                    |                         |                                       |                    |
| JPM GLBL BD OPP FD - SEL<br>FUND 3294<br>46637K-68-7       | 9.71  | 7,013.97   | 68,105.67    | 70,280.00                          | (2,174.33)              |                                       |                    |
| JPM STRAT INC OPP FD - SEL<br>FUND 3844<br>4812A4-35-1     | 11.09 | 5,874.77   | 65,151.18    | 61,673.25                          | 3,477.93                | 2,943.25                              | 4.52%              |
| JPM CORE BD FD - SEL<br>FUND 3720<br>4812C0-38-1           | 11.54 | 14,957.02  | 172,604.01   | 173,501.43                         | (897.42)                | 5,190.08                              | 3.01%              |
| JPM SHORT DURATION BD FD - SEL<br>FUND 3133<br>4812C1-33-0 | 10.81 | 58,191.68  | 629,052.05   | 633,613.64                         | (4,561.59)              | 7,855.87                              | 1.25%              |

J.P.Morgan

[illegible]

006407301603100991800  
007407302900100001800

Page 19 of 211

000001 0600 of 3848 NSP00026 XI 27700000



AGING IN AMERICA INC TRUST ACCT P60103002  
For the Period 1/1/15 to 12/31/15

## Portfolio Activity Summary

| Transactions                         | PRINCIPAL               |                        | INCOME                  |                        |
|--------------------------------------|-------------------------|------------------------|-------------------------|------------------------|
|                                      | Current<br>Period Value | Year-To-Date<br>Value* | Current<br>Period Value | Year-To-Date<br>Value* |
| Beginning Cash Balance               | 274,571.81              | --                     | 74,086.39               | --                     |
| INFLOWS                              |                         |                        |                         |                        |
| Income                               | 44.26                   | 44.26                  | 125,854.36              | 125,854.36             |
| Contributions                        |                         |                        | 48,939.33               | 48,939.33              |
| Total Inflows                        | \$44.26                 | \$44.26                | \$174,793.69            | \$174,793.69           |
| OUTFLOWS **                          |                         |                        |                         |                        |
| Withdrawals                          | (192,264.05)            | (192,264.05)           | (111,995.82)            | (111,995.82)           |
| Fees & Commissions                   |                         |                        | (81,139.25)             | (81,139.25)            |
| Tax Payments                         |                         |                        | (5,249.62)              | (5,249.62)             |
| Total Outflows                       | (\$192,264.05)          | (\$192,264.05)         | (\$198,384.69)          | (\$198,384.69)         |
| TRADE ACTIVITY                       |                         |                        |                         |                        |
| Settled Sales/Maturities/Redemptions | 2,516,048.74            | 2,516,048.74           |                         |                        |
| Settled Securities Purchased         | (2,484,484.78)          | (2,484,484.78)         |                         |                        |
| Total Trade Activity                 | \$31,563.96             | \$31,563.96            | \$0.00                  | \$0.00                 |
| Ending Cash Balance                  | \$113,915.98            | --                     | \$50,495.39             | --                     |

| Cost Adjustments       | Current<br>Period Value | Year-To-Date<br>Value* |
|------------------------|-------------------------|------------------------|
|                        |                         |                        |
| Cost Adjustments       | 3,683.03                | 3,683.03               |
| Total Cost Adjustments | \$3,683.03              | \$3,683.03             |

J.P.Morgan