



See a Social Security Number? Say Something!  
Report Privacy Problems to <https://public.resource.org/privacy>  
Or call the IRS Identity Theft Hotline at 1-800-908-4490



Form

990-PF

Department of the Treasury  
Internal Revenue Service

Return of Private Foundation

or Section 4947(a)(1) Trust Treated as Private Foundation

▶ Do not enter social security numbers on this form as it may be made public.

▶ Information about Form 990-PF and its instructions is at [www.irs.gov/form990pf](http://www.irs.gov/form990pf).







OMB No 1545-0052

2015

Open to Public Inspection

For calendar year 2015, or tax year beginning 01-01-2015 , and ending 12-31-2015

|  |  |   |  |
|--|--|---|--|
| Name of foundation<br>KIMBLE FOUNDATION TRUST<br>C/O AMARILLO NATIONAL BANK TRUST  |  | A Employer identification number<br><br>13-4308100  |  |
| Number and street (or P O box number if mail is not delivered to street address)<br>PO BOX 1   |  | B Telephone number (see instructions)<br><br>(806) 378-8000   |  |
| City or town, state or province, country, and ZIP or foreign postal code<br>AMARILLO, TX 791050001   |  | C If exemption application is pending, check here <input type="checkbox"/>  |  |
| G Check all that apply<br><input type="checkbox"/> Initial return<br><input type="checkbox"/> Final return<br><input type="checkbox"/> Address change  |  | Initial return of a former public charity<br><input type="checkbox"/> Amended return<br><input type="checkbox"/> Name change  |  |
| H Check type of organization<br><input checked="" type="checkbox"/> Section 501(c)(3) exempt private foundation<br><input type="checkbox"/> Section 4947(a)(1) nonexempt charitable trust<br><input type="checkbox"/> Other taxable private foundation |  | D 1. Foreign organizations, check here <input type="checkbox"/><br>2. Foreign organizations meeting the 85% test, check here and attach computation <input type="checkbox"/><br>E If private foundation status was terminated under section 507(b)(1)(A), check here <input type="checkbox"/><br>F If the foundation is in a 60-month termination under section 507(b)(1)(B), check here <input type="checkbox"/> |  |
| I Fair market value of all assets at end of year (from Part II, col. (c), line 16) ▶ \$ 4,572,517  |  | J Accounting method <input checked="" type="checkbox"/> Cash <input type="checkbox"/> Accrual<br><input type="checkbox"/> Other (specify) _____<br>(Part I, column (d) must be on cash basis.)  |  |

| Part I Analysis of Revenue and Expenses<br><i>(The total of amounts in columns (b), (c), and (d) may not necessarily equal the amounts in column (a) (see instructions) )</i> |  | Revenue and expenses per books<br>(a)  | Net investment income<br>(b) | Adjusted net income<br>(c) | Disbursements for charitable purposes<br>(d) (cash basis only) |
|---|--|--|------------------------------|----------------------------|--|
| Revenue   | 1 Contributions, gifts, grants, etc , received (attach schedule) . . . . .   |  |                              |                            |  |
|   | 2 Check ▶ <input checked="" type="checkbox"/> if the foundation is <b>not</b> required to attach Sch B . . . . .                             |  |                              |                            |  |
|   | 3 Interest on savings and temporary cash investments   | 637  | 637                          |                            |  |
|   | 4 Dividends and interest from securities . . . . .   | 114,473  | 114,473                      |                            |  |
|   | 5a Gross rents . . . . .   |  |                              |                            |  |
|   | b Net rental income or (loss) _____  |  |                              |                            |  |
|   | 6a Net gain or (loss) from sale of assets not on line 10  | 320,268  |                              |                            |  |
|   | b Gross sales price for all assets on line 6a<br>2,125,724   |  |                              |                            |  |
|   | 7 Capital gain net income (from Part IV, line 2) . . .   |  | 107,450                      |                            |  |
|   | 8 Net short-term capital gain . . . . .  |  |                              |                            |  |
|   | 9 Income modifications . . . . .   |  |                              |                            |  |
|   | 10a Gross sales less returns and allowances  |  |                              |                            |  |
| Operating and Administrative Expenses   | b Less Cost of goods sold . . . . .  |  |                              |                            |  |
|   | c Gross profit or (loss) (attach schedule) . . . . .   |  |                              |                            |  |
|   | 11 Other income (attach schedule) . . . . .  |  10,000 |                              |                            |  |
|   | 12 <b>Total.</b> Add lines 1 through 11 . . . . .  | 445,378  | 222,560                      |                            |  |
|   | 13 Compensation of officers, directors, trustees, etc  | 54,035   | 54,035                       |                            |  |
|   | 14 Other employee salaries and wages . . . . .   |  |                              |                            |  |
|   | 15 Pension plans, employee benefits . . . . .  |  |                              |                            |  |
|   | 16a Legal fees (attach schedule). . . . .  |  |                              |                            |  |
|   | b Accounting fees (attach schedule). . . . .   |  1,885  | 1,885                        |                            |  |
|   | c Other professional fees (attach schedule) . . . . .  |  3,371  | 3,371                        |                            |  |
|   | 17 Interest . . . . .  |  |                              |                            |  |
|   | 18 Taxes (attach schedule) (see instructions) . . .  |  4,564  | 14                           |                            |  |
|   | 19 Depreciation (attach schedule) and depletion . .  |  |                              |                            |  |
|   | 20 Occupancy . . . . .   |  |                              |                            |  |
|   | 21 Travel, conferences, and meetings. . . . .  |  |                              |                            |  |
|   | 22 Printing and publications . . . . .   |  |                              |                            |  |
|   | 23 Other expenses (attach schedule). . . . .   |  1      | 1                            |                            |  |
|   | 24 <b>Total operating and administrative expenses.</b><br>Add lines 13 through 23 . . . . .  | 63,856   | 59,306                       |                            | 0  |
|   | 25 Contributions, gifts, grants paid . . . . .   | 255,750  |                              |                            | 255,750  |
|   | 26 <b>Total expenses and disbursements.</b> Add lines 24 and 25  | 319,606  | 59,306                       |                            | 255,750  |
|   | 27 Subtract line 26 from line 12   |  |                              |                            |  |
|   | a <b>Excess of revenue over expenses and disbursements</b>   | 125,772  |                              |                            |  |
|   | b <b>Net investment income</b> (if negative, enter -0-)  |  | 163,254                      |                            |  |
|   | c <b>Adjusted net income</b> (if negative, enter -0-) . . .  |  |                              |                            |  |

| Part II Balance Sheets      |  | Attached schedules and amounts in the description column should be for end-of-year amounts only (See instructions )              | Beginning of year | End of year    |                       |
|-----------------------------|--|--|-------------------|----------------|-----------------------|
|                             |  |  | (a) Book Value    | (b) Book Value | (c) Fair Market Value |
| Assets                      | 1  | Cash—non-interest-bearing . . . . .  |                   |                |                       |
|                             | 2  | Savings and temporary cash investments . . . . .   | 111,578           | 104,430        | 10,440                |
|                             | 3  | Accounts receivable ▶ _____  |                   |                |                       |
|                             |  | Less allowance for doubtful accounts ▶ _____   |                   |                |                       |
|                             | 4  | Pledges receivable ▶ _____   |                   |                |                       |
|                             |  | Less allowance for doubtful accounts ▶ _____   |                   |                |                       |
|                             | 5  | Grants receivable . . . . .  |                   |                |                       |
|                             | 6  | Receivables due from officers, directors, trustees, and other disqualified persons (attach schedule) (see instructions). . . . . |                   |                |                       |
|                             | 7  | Other notes and loans receivable (attach schedule) ▶ _____   |                   |                |                       |
|                             |  | Less allowance for doubtful accounts ▶ _____   |                   |                |                       |
|                             | 8  | Inventories for sale or use . . . . .  |                   |                |                       |
|                             | 9  | Prepaid expenses and deferred charges . . . . .  |                   |                |                       |
|                             | 10a  | Investments—U S and state government obligations (attach schedule)   |                   |                |                       |
|                             | b  | Investments—corporate stock (attach schedule) . . . . .  | 2,459,504         | 2,429,816      | 2,498,416             |
|                             | c  | Investments—corporate bonds (attach schedule) . . . . .  | 1,952,828         | 2,124,388      | 2,063,005             |
|                             | 11   | Investments—land, buildings, and equipment basis ▶ _____ 1   |                   |                |                       |
|                             | Less accumulated depreciation (attach schedule) ▶ _____  | 1  | 1                 | 656            |                       |
| 12                          | Investments—mortgage loans. . . . .  |  |                   |                |                       |
| 13                          | Investments—other (attach schedule) . . . . .  |  |                   |                |                       |
| 14                          | Land, buildings, and equipment basis ▶ _____   |  |                   |                |                       |
|                             | Less accumulated depreciation (attach schedule) ▶ _____  |  |                   |                |                       |
| 15                          | Other assets (describe ▶ _____)  |  |                   |                |                       |
| 16                          | Total assets(to be completed by all filers—see the instructions Also, see page 1, item I)  | 4,523,911  | 4,658,635         | 4,572,517      |                       |
| Liabilities                 | 17   | Accounts payable and accrued expenses . . . . .  |                   |                |                       |
|                             | 18   | Grants payable . . . . .   |                   |                |                       |
|                             | 19   | Deferred revenue . . . . .   |                   |                |                       |
|                             | 20   | Loans from officers, directors, trustees, and other disqualified persons   |                   |                |                       |
|                             | 21   | Mortgages and other notes payable (attach schedule). . . . .   |                   |                |                       |
|                             | 22   | Other liabilities (describe ▶ _____)   |                   |                |                       |
|                             | 23   | Total liabilities(add lines 17 through 22) . . . . .   |                   | 0              |                       |
| Net Assets or Fund Balances | Foundations that follow SFAS 117, check here ▶ <input checked="" type="checkbox"/> and complete lines 24 through 26 and lines 30 and 31. |  |                   |                |                       |
|                             | 24   | Unrestricted . . . . .   | 4,523,911         | 4,658,635      |                       |
|                             | 25   | Temporarily restricted . . . . .   |                   |                |                       |
|                             | 26   | Permanently restricted . . . . .   |                   |                |                       |
|                             | Foundations that do not follow SFAS 117, check here ▶ <input type="checkbox"/> and complete lines 27 through 31.                         |  |                   |                |                       |
|                             | 27   | Capital stock, trust principal, or current funds . . . . .   |                   |                |                       |
|                             | 28   | Paid-in or capital surplus, or land, bldg , and equipment fund   |                   |                |                       |
|                             | 29   | Retained earnings, accumulated income, endowment, or other funds   |                   |                |                       |
|                             | 30   | Total net assets or fund balances(see instructions) . . . . .  | 4,523,911         | 4,658,635      |                       |
|                             | 31   | Total liabilities and net assets/fund balances(see instructions) . .   | 4,523,911         | 4,658,635      |                       |

| Part III Analysis of Changes in Net Assets or Fund Balances |  |   |           |
|---|--|---|-----------|
| 1   | Total net assets or fund balances at beginning of year—Part II, column (a), line 30 (must agree with end-of-year figure reported on prior year’s return) . . . . . | 1 | 4,523,911 |
| 2   | Enter amount from Part I, line 27a . . . . .   | 2 | 125,772   |
| 3   | Other increases not included in line 2 (itemize) ▶ _____   | 3 | 8,952     |
| 4   | Add lines 1, 2, and 3 . . . . .  | 4 | 4,658,635 |
| 5   | Decreases not included in line 2 (itemize) ▶ _____   | 5 |           |
| 6   | Total net assets or fund balances at end of year (line 4 minus line 5)—Part II, column (b), line 30 .  | 6 | 4,658,635 |

Part IV

Capital Gains and Losses for Tax on Investment Income

|  |  |   |  |                                  |
|--|--|---|--|----------------------------------|
| List and describe the kind(s) of property sold (e g , real estate,<br>(a) 2-story brick warehouse, or common stock, 200 shs MLC Co )   |  | How acquired<br>P—Purchase<br>(b) D—Donation    | Date acquired<br>(c) (mo , day, yr )   | Date sold<br>(d) (mo , day, yr ) |
| 1a   |  |   |  |                                  |
| b  |  |   |  |                                  |
| c  |  |   |  |                                  |
| d  |  |   |  |                                  |
| e  |  |   |  |                                  |
| (e) Gross sales price  | Depreciation allowed<br>(f) (or allowable) | Cost or other basis<br>(g) plus expense of sale | Gain or (loss)<br>(h) (e) plus (f) minus (g)   |                                  |
| a  |  |   |  |                                  |
| b  |  |   |  |                                  |
| c  |  |   |  |                                  |
| d  |  |   |  |                                  |
| e  |  |   |  |                                  |
| Complete only for assets showing gain in column (h) and owned by the foundation on 12/31/69  |  |   | Gains (Col (h) gain minus<br>col (k), but not less than -0-) or<br>(l) Losses (from col (h)) |                                  |
| (i) F M V as of 12/31/69   | Adjusted basis<br>(j) as of 12/31/69       | Excess of col (i)<br>(k) over col (j), if any   |  |                                  |
| a  |  |   |  |                                  |
| b  |  |   |  |                                  |
| c  |  |   |  |                                  |
| d  |  |   |  |                                  |
| e  |  |   |  |                                  |
| 2 Capital gain net income or (net capital loss) { If gain, also enter in Part I, line 7<br>If (loss), enter -0- in Part I, line 7 }  |  |   | 2  | 107,450                          |
| 3 Net short-term capital gain or (loss) as defined in sections 1222(5) and (6)<br><br>If gain, also enter in Part I, line 8, column (c) (see instructions) If (loss), enter -0-<br>in Part I, line 8 . . . . . } |  |   | 3  |                                  |

Part V

Qualification Under Section 4940(e) for Reduced Tax on Net Investment Income

(For optional use by domestic private foundations subject to the section 4940(a) tax on net investment income )  
If section 4940(d)(2) applies, leave this part blank

Was the foundation liable for the section 4942 tax on the distributable amount of any year in the base period? ☐ Yes ☒ No  
If "Yes," the foundation does not qualify under section 4940(e) Do not complete this part

1 Enter the appropriate amount in each column for each year, see instructions before making any entries

| (a)<br>Base period years Calendar<br>year (or tax year beginning in)  | (b)<br>Adjusted qualifying distributions | (c)<br>Net value of noncharitable-use assets | (d)<br>Distribution ratio<br>(col (b) divided by col (c)) |
|---|--|--|---|
| 2014  | 236,878                                  | 5,003,737                                    | 0 047340  |
| 2013  | 230,100                                  | 4,845,419                                    | 0 047488  |
| 2012  | 221,217                                  | 4,716,215                                    | 0 046906  |
| 2011  | 192,500                                  | 4,627,689                                    | 0 041597  |
| 2010  | 159,761                                  | 4,364,803                                    | 0 036602  |
| 2 Totalof line 1, column (d). . . . .   |  |  | 2 0 219933  |
| 3 Average distribution ratio for the 5-year base period—divide the total on line 2 by 5, or by<br>the number of years the foundation has been in existence if less than 5 years |  |  | 3 0 043987  |
| 4 Enter the net value of noncharitable-use assets for 2015 from Part X, line 5. . . . .   |  |  | 4 4,859,038   |
| 5 Multiply line 4 by line 3. . . . .  |  |  | 5 213,735   |
| 6 Enter 1% of net investment income (1% of Part I, line 27b). . . . .   |  |  | 6 1,633   |
| 7 Add lines 5 and 6. . . . .  |  |  | 7 215,368   |
| 8 Enter qualifying distributions from Part XII, line 4. . . . .   |  |  | 8 255,750   |
| If line 8 is equal to or greater than line 7, check the box in Part VI, line 1b, and complete that part using a 1% tax rate See<br>the Part VI instructions                     |  |  |   |

Part VI

Excise Tax Based on Investment Income (Section 4940(a), 4940(b), 4940(e), or 4948—see page 18 of the instructions)

|    |  |  |    |       |       |
|----|--|--|----|-------|-------|
| 1a |  | Exempt operating foundations described in section 4940(d)(2), check here <input type="checkbox"/>  |    |       |       |
|    |  | and enter "N/A" on line 1  |    |       |       |
|    |  | Date of ruling or determination letter _____   |    |       |       |
|    |  | (attach copy of letter if necessary—see instructions)  |    |       |       |
| b  |  | Domestic foundations that meet the section 4940(e) requirements in Part V, check here <input checked="" type="checkbox"/> and enter 1% of Part I, line 27b . . . . . |    | 1     | 1,633 |
| c  |  | All other domestic foundations enter 2% of line 27b. Exempt foreign organizations enter 4% of Part I, line 12, col. (b)  |    |       |       |
| 2  |  | Tax under section 511 (domestic section 4947(a)(1) trusts and taxable foundations only. Others enter -0-)  |    | 2     |       |
| 3  |  | Add lines 1 and 2. . . . .   |    | 3     | 1,633 |
| 4  |  | Subtitle A (income) tax (domestic section 4947(a)(1) trusts and taxable foundations only. Others enter -0-)  |    | 4     |       |
| 5  |  | Tax based on investment income. Subtract line 4 from line 3. If zero or less, enter -0- . . . . .  |    | 5     | 1,633 |
| 6  |  | Credits/Payments   |    |       |       |
| a  | 2015 estimated tax payments and 2014 overpayment credited to 2015            |  | 6a | 3,724 |       |
| b  | Exempt foreign organizations—tax withheld at source . . . . .                |  | 6b |       |       |
| c  | Tax paid with application for extension of time to file (Form 8868). . . . . |  | 6c |       |       |
| d  | Backup withholding erroneously withheld . . . . .                            |  | 6d |       |       |
| 7  |  | Total credits and payments. Add lines 6a through 6d. . . . .   |    | 7     | 3,724 |
| 8  |  | Enter any penalty for underpayment of estimated tax. Check here <input type="checkbox"/> if Form 2220 is attached.   |    | 8     |       |
| 9  |  | Tax due. If the total of lines 5 and 8 is more than line 7, enter amount owed . . . . .  |    | 9     |       |
| 10 |  | Overpayment. If line 7 is more than the total of lines 5 and 8, enter the amount overpaid. . . . .   |    | 10    | 2,091 |
| 11 |  | Enter the amount of line 10 to be Credited to 2015 estimated tax <input checked="" type="checkbox"/> 2,091 Refunded <input checked="" type="checkbox"/>              |    | 11    |       |

Part VII-A

Statements Regarding Activities

|    |  |    |     |    |
|----|--|----|-----|----|
| 1a | During the tax year, did the foundation attempt to influence any national, state, or local legislation or did it participate or intervene in any political campaign? . . . . .   |    | Yes | No |
|    |  | 1a |     | No |
| b  | Did it spend more than \$100 during the year (either directly or indirectly) for political purposes (see Instructions for definition)? . . . . .   |    |     | No |
|    | If the answer is "Yes" to 1a or 1b, attach a detailed description of the activities and copies of any materials published or distributed by the foundation in connection with the activities.  |    |     |    |
| c  | Did the foundation file Form 1120-POL for this year? . . . . .   | 1c |     | No |
| d  | Enter the amount (if any) of tax on political expenditures (section 4955) imposed during the year:<br>(1) On the foundation <input checked="" type="checkbox"/> \$ _____ (2) On foundation managers <input checked="" type="checkbox"/> \$ _____   |    |     |    |
| e  | Enter the reimbursement (if any) paid by the foundation during the year for political expenditure tax imposed on foundation managers <input checked="" type="checkbox"/> \$ _____  |    |     |    |
| 2  | Has the foundation engaged in any activities that have not previously been reported to the IRS? . . . . .<br>If "Yes," attach a detailed description of the activities.  | 2  |     | No |
| 3  | Has the foundation made any changes, not previously reported to the IRS, in its governing instrument, articles of incorporation, or bylaws, or other similar instruments? If "Yes," attach a conformed copy of the changes . . . . .   | 3  |     | No |
| 4a | Did the foundation have unrelated business gross income of \$1,000 or more during the year? . . . . .  | 4a |     | No |
| b  | If "Yes," has it filed a tax return on Form 990-T for this year? . . . . .   | 4b |     |    |
| 5  | Was there a liquidation, termination, dissolution, or substantial contraction during the year? . . . . .<br>If "Yes," attach the statement required by General Instruction T.  | 5  |     | No |
| 6  | Are the requirements of section 508(e) (relating to sections 4941 through 4945) satisfied either:<br>• By language in the governing instrument, or<br>• By state legislation that effectively amends the governing instrument so that no mandatory directions that conflict with the state law remain in the governing instrument? . . . . . | 6  | Yes |    |
| 7  | Did the foundation have at least \$5,000 in assets at any time during the year? If "Yes," complete Part II, col. (c), and Part XV. . . . .   | 7  | Yes |    |
| 8a | Enter the states to which the foundation reports or with which it is registered (see instructions)<br><input checked="" type="checkbox"/> TX _____   |    |     |    |
| b  | If the answer is "Yes" to line 7, has the foundation furnished a copy of Form 990-PF to the Attorney General (or designate) of each state as required by General Instruction G? If "No," attach explanation .  | 8b | Yes |    |
| 9  | Is the foundation claiming status as a private operating foundation within the meaning of section 4942(j)(3) or 4942(j)(5) for calendar year 2015 or the taxable year beginning in 2015 (see instructions for Part XIV)?<br>If "Yes," complete Part XIV . . . . .  | 9  |     | No |
| 10 | Did any persons become substantial contributors during the tax year? If "Yes," attach a schedule listing their names and addresses. . . . .  | 10 |     | No |

Part VII-A

Statements Regarding Activities *(continued)*

|    |  |    |     |    |
|----|--|----|-----|----|
| 11 | At any time during the year, did the foundation, directly or indirectly, own a controlled entity within the meaning of section 512(b)(13)? If "Yes," attach schedule (see instructions).   | 11 |     | No |
| 12 | Did the foundation make a distribution to a donor advised fund over which the foundation or a disqualified person had advisory privileges? If "Yes," attach statement (see instructions)   | 12 |     | No |
| 13 | Did the foundation comply with the public inspection requirements for its annual returns and exemption application?<br>Website address ▶N/A  | 13 | Yes |    |
| 14 | The books are in care of ▶AMARILLO NATIONAL BANK TRUST DEPT<br>Located at ▶PO BOX 1 AMARILLO TX<br>Telephone no ▶(806) 378-8000<br>ZIP+4 ▶79105  |    |     |    |
| 15 | Section 4947(a)(1) nonexempt charitable trusts filing Form 990-PF in lieu of <b>Form 1041</b> —Check here . . . . . ▶ <input type="checkbox"/><br>and enter the amount of tax-exempt interest received or accrued during the year . . . . . ▶  | 15 |     |    |
| 16 | At any time during calendar year 2015, did the foundation have an interest in or a signature or other authority over a bank, securities, or other financial account in a foreign country?<br>See instructions for exceptions and filing requirements for FinCEN Form 114, Report of Foreign Bank and Financial Accounts (FBAR) If "Yes", enter the name of the foreign country ▶ | 16 | Yes | No |

Part VII-B

Statements Regarding Activities for Which Form 4720 May Be Required

|   |   |    |     |    |
|---|---|----|-----|----|
| File Form 4720 if any item is checked in the "Yes" column, unless an exception applies. |   |    | Yes | No |
| 1a  | During the year did the foundation (either directly or indirectly)<br>(1) Engage in the sale or exchange, or leasing of property with a disqualified person? <input type="checkbox"/> Yes <input checked="" type="checkbox"/> No<br>(2) Borrow money from, lend money to, or otherwise extend credit to (or accept it from) a disqualified person?. . . . . <input type="checkbox"/> Yes <input checked="" type="checkbox"/> No<br>(3) Furnish goods, services, or facilities to (or accept them from) a disqualified person? <input type="checkbox"/> Yes <input checked="" type="checkbox"/> No<br>(4) Pay compensation to, or pay or reimburse the expenses of, a disqualified person? <input type="checkbox"/> Yes <input checked="" type="checkbox"/> No<br>(5) Transfer any income or assets to a disqualified person (or make any of either available for the benefit or use of a disqualified person)?. . . . . <input type="checkbox"/> Yes <input checked="" type="checkbox"/> No<br>(6) Agree to pay money or property to a government official? ( <b>Exception.</b> Check "No" if the foundation agreed to make a grant to or to employ the official for a period after termination of government service, if terminating within 90 days ). . . . . <input type="checkbox"/> Yes <input checked="" type="checkbox"/> No |    |     |    |
| b   | If any answer is "Yes" to 1a(1)–(6), did <b>any</b> of the acts fail to qualify under the exceptions described in Regulations section 53.4941(d)-3 or in a current notice regarding disaster assistance (see instructions)? . . . . . <input type="checkbox"/><br>Organizations relying on a current notice regarding disaster assistance check here. . . . . ▶ <input type="checkbox"/>  | 1b |     |    |
| c   | Did the foundation engage in a prior year in any of the acts described in 1a, other than excepted acts, that were not corrected before the first day of the tax year beginning in 2015?. . . . .  | 1c |     | No |
| 2   | Taxes on failure to distribute income (section 4942) (does not apply for years the foundation was a private operating foundation defined in section 4942(j)(3) or 4942(j)(5))   |    |     |    |
| a   | At the end of tax year 2015, did the foundation have any undistributed income (lines 6d and 6e, Part XIII) for tax year(s) beginning before 2015?. . . . . <input type="checkbox"/> Yes <input checked="" type="checkbox"/> No<br>If "Yes," list the years ▶ 20____, 20____, 20____, 20____   |    |     |    |
| b   | Are there any years listed in 2a for which the foundation is <b>not</b> applying the provisions of section 4942(a)(2) (relating to incorrect valuation of assets) to the year's undistributed income? (If applying section 4942(a)(2) to <b>all</b> years listed, answer "No" and attach statement—see instructions ). . . . .  | 2b |     |    |
| c   | If the provisions of section 4942(a)(2) are being applied to <b>any</b> of the years listed in 2a, list the years here ▶ 20____, 20____, 20____, 20____   |    |     |    |
| 3a  | Did the foundation hold more than a 2% direct or indirect interest in any business enterprise at any time during the year?. . . . . <input type="checkbox"/> Yes <input checked="" type="checkbox"/> No   |    |     |    |
| b   | If "Yes," did it have excess business holdings in 2015 as a result of (1) any purchase by the foundation or disqualified persons after May 26, 1969, (2) the lapse of the 5-year period (or longer period approved by the Commissioner under section 4943(c)(7)) to dispose of holdings acquired by gift or bequest, or (3) the lapse of the 10-, 15-, or 20-year first phase holding period?( <i>Use Schedule C, Form 4720, to determine if the foundation had excess business holdings in 2015.</i> ). . . . .  | 3b |     |    |
| 4a  | Did the foundation invest during the year any amount in a manner that would jeopardize its charitable purposes?   | 4a |     | No |
| b   | Did the foundation make any investment in a prior year (but after December 31, 1969) that could jeopardize its charitable purpose that had not been removed from jeopardy before the first day of the tax year beginning in 2015?   | 4b |     | No |

Part VII-B

Statements Regarding Activities for Which Form 4720 May Be Required (Continued)

5a

During the year did the foundation pay or incur any amount to

(1) Carry on propaganda, or otherwise attempt to influence legislation (section 4945(e))?

☐ Yes ☒ No

(2) Influence the outcome of any specific public election (see section 4955), or to carry on, directly or indirectly, any voter registration drive?

☐ Yes ☒ No

(3) Provide a grant to an individual for travel, study, or other similar purposes?

☐ Yes ☒ No

(4) Provide a grant to an organization other than a charitable, etc , organization described in section 4945(d)(4)(A)? (see instructions).

☐ Yes ☒ No

(5) Provide for any purpose other than religious, charitable, scientific, literary, or educational purposes, or for the prevention of cruelty to children or animals?

☐ Yes ☒ No

b

If any answer is "Yes" to 5a(1)–(5), did **any** of the transactions fail to qualify under the exceptions described in Regulations section 53.4945 or in a current notice regarding disaster assistance (see instructions)?

5b

Organizations relying on a current notice regarding disaster assistance check here.

☒

c

If the answer is "Yes" to question 5a(4), does the foundation claim exemption from the tax because it maintained expenditure responsibility for the grant?

☐ Yes ☐ No

If "Yes," attach the statement required by Regulations section 53.4945–5(d).

6a

Did the foundation, during the year, receive any funds, directly or indirectly, to pay premiums on a personal benefit contract?

☐ Yes ☒ No

b

Did the foundation, during the year, pay premiums, directly or indirectly, on a personal benefit contract?

6b

No

If "Yes" to 6b, file Form 8870.

7a

At any time during the tax year, was the foundation a party to a prohibited tax shelter transaction?

☐ Yes ☒ No

b

If yes, did the foundation receive any proceeds or have any net income attributable to the transaction?

7b

Part VIII

Information About Officers, Directors, Trustees, Foundation Managers, Highly Paid Employees, and Contractors

1 List all officers, directors, trustees, foundation managers and their compensation (see instructions).

| (a) Name and address   | Title, and average hours per week<br>(b) devoted to position | (c) Compensation (If not paid, enter -0-) | (d) Contributions to employee benefit plans and deferred compensation | Expense account, (e) other allowances |
|------------------------|--|---|---|---------------------------------------|
| AMARILLO NATIONAL BANK | TRUSTEE  | 54,035                                    | 0   | 0                                     |
| PLAZA ONE BOX 1        | 3 00   |   |   |                                       |
| AMARILLO, TX 79105     |  |   |   |                                       |

2 Compensation of five highest-paid employees (other than those included on line 1—see instructions). If none, enter "NONE."

| (a) Name and address of each employee paid more than \$50,000 | Title, and average hours per week<br>(b) devoted to position | (c) Compensation | Contributions to employee benefit plans and deferred compensation<br>(d) | Expense account, (e) other allowances |
|---|--|------------------|--|---------------------------------------|
| NONE  |  |                  |  |                                       |
|   |  |                  |  |                                       |
|   |  |                  |  |                                       |
|   |  |                  |  |                                       |
|   |  |                  |  |                                       |
|   |  |                  |  |                                       |
|   |  |                  |  |                                       |
|   |  |                  |  |                                       |
|   |  |                  |  |                                       |

Total number of other employees paid over \$50,000.

Part VIII

Information About Officers, Directors, Trustees, Foundation Managers, Highly Paid Employees, and Contractors (continued)

3 Five highest-paid independent contractors for professional services (see instructions). If none, enter "NONE".

| (a) Name and address of each person paid more than \$50,000 | (b) Type of service | (c) Compensation |
|---|---------------------|------------------|
| NONE  |                     |                  |
|   |                     |                  |
|   |                     |                  |
|   |                     |                  |
|   |                     |                  |
|   |                     |                  |
|   |                     |                  |
|   |                     |                  |
|   |                     |                  |

Total number of others receiving over \$50,000 for professional services.

Part IX-A

Summary of Direct Charitable Activities

| List the foundation's four largest direct charitable activities during the tax year. Include relevant statistical information such as the number of organizations and other beneficiaries served, conferences convened, research papers produced, etc. | Expenses |
|--|----------|
| 1  |          |
| 2  |          |
| 3  |          |
| 4  |          |

Part IX-B

Summary of Program-Related Investments (see instructions)

| Describe the two largest program-related investments made by the foundation during the tax year on lines 1 and 2 | Amount |
|--|--------|
| 1 N/A  |        |
| 2  |        |
|  |        |
|  |        |
| All other program-related investments. See instructions.   |        |
| 3  |        |
|  |        |
|  |        |
| Total. Add lines 1 through 3. <div></div>  |        |



Part X

Minimum Investment Return

(All domestic foundations must complete this part. Foreign foundations,see instructions.)

|   |  |    |           |
|---|--|----|-----------|
| 1 | Fair market value of assets not used (or held for use) directly in carrying out charitable, etc , purposes         |    |           |
| a | Average monthly fair market value of securities. . . . .   | 1a | 4,864,747 |
| b | Average of monthly cash balances. . . . .  | 1b | 67,631    |
| c | Fair market value of all other assets (see instructions). . . . .  | 1c | 656       |
| d | Total (add lines 1a, b, and c). . . . .  | 1d | 4,933,034 |
| e | Reduction claimed for blockage or other factors reported on lines 1a and 1c (attach detailed explanation). . . . . | 1e |           |
| 2 | Acquisition indebtedness applicable to line 1 assets. . . . .  | 2  |           |
| 3 | Subtract line 2 from line 1d. . . . .  | 3  | 4,933,034 |
| 4 | Cash deemed held for charitable activities Enter 1 1/2% of line 3 (for greater amount, see instructions). . . . .  | 4  | 73,996    |
| 5 | Net value of noncharitable-use assets.Subtract line 4 from line 3 Enter here and on Part V, line 4                 | 5  | 4,859,038 |
| 6 | Minimum investment return.Enter 5% of line 5. . . . .  | 6  | 242,952   |

Part XI

Distributable Amount

(see instructions) (Section 4942(j)(3) and (j)(5) private operating foundations and certain foreign organizations check here ☒ and do not complete this part.)

|    |  |    |         |
|----|--|----|---------|
| 1  | Minimum investment return from Part X, line 6. . . . .   | 1  | 242,952 |
| 2a | Tax on investment income for 2015 from Part VI, line 5. . . . .  | 2a | 1,633   |
| b  | Income tax for 2015 (This does not include the tax from Part VI ). . . . .                               | 2b |         |
| c  | Add lines 2a and 2b. . . . .   | 2c | 1,633   |
| 3  | Distributable amount before adjustments Subtract line 2c from line 1. . . . .                            | 3  | 241,319 |
| 4  | Recoveries of amounts treated as qualifying distributions. . . . .                                       | 4  | 10,000  |
| 5  | Add lines 3 and 4. . . . .   | 5  | 251,319 |
| 6  | Deduction from distributable amount (see instructions). . . . .  | 6  |         |
| 7  | Distributable amountas adjusted Subtract line 6 from line 5 Enter here and on Part XIII, line 1. . . . . | 7  | 251,319 |

Part XII

Qualifying Distributions (see instructions)

|   |  |    |         |
|---|--|----|---------|
| 1 | Amounts paid (including administrative expenses) to accomplish charitable, etc , purposes  |    |         |
| a | Expenses, contributions, gifts, etc —total from Part I, column (d), line 26. . . . .   | 1a | 255,750 |
| b | Program-related investments—total from Part IX-B. . . . .  | 1b |         |
| 2 | Amounts paid to acquire assets used (or held for use) directly in carrying out charitable, etc , purposes. . . . .   | 2  |         |
| 3 | Amounts set aside for specific charitable projects that satisfy the  |    |         |
| a | Suitability test (prior IRS approval required). . . . .  | 3a |         |
| b | Cash distribution test (attach the required schedule). . . . .   | 3b |         |
| 4 | Qualifying distributions.Add lines 1a through 3b Enter here and on Part V, line 8, and Part XIII, line 4   | 4  | 255,750 |
| 5 | Foundations that qualify under section 4940(e) for the reduced rate of tax on net investment income Enter 1% of Part I, line 27b (see instructions). . . . . | 5  | 1,633   |
| 6 | Adjusted qualifying distributions.Subtract line 5 from line 4. . . . .   | 6  | 254,117 |

**Note:**The amount on line 6 will be used in Part V, column (b), in subsequent years when calculating whether the foundation qualifies for the section 4940(e) reduction of tax in those years

Part XIII

Undistributed Income (see instructions)

|   | (a)<br>Corpus | (b)<br>Years prior to 2014 | (c)<br>2014 | (d)<br>2015 |
|---|---------------|----------------------------|-------------|-------------|
| 1 Distributable amount for 2015 from Part XI, line 7  |               |                            |             | 251,319     |
| 2 Undistributed income, if any, as of the end of 2015   |               |                            |             |             |
| a Enter amount for 2014 only. . . . .   |               |                            | 244,994     |             |
| b Total for prior years 20____, 20____, 20____  |               |                            |             |             |
| 3 Excess distributions carryover, if any, to 2015   |               |                            |             |             |
| a From 2010. . . . .  |               |                            |             |             |
| b From 2011. . . . .  |               |                            |             |             |
| c From 2012. . . . .  |               |                            |             |             |
| d From 2013. . . . .  |               |                            |             |             |
| e From 2014. . . . .  |               |                            |             |             |
| f Total of lines 3a through e. . . . .  |               |                            |             |             |
| 4 Qualifying distributions for 2015 from Part XII, line 4 ▶ \$ 255,750  |               |                            |             |             |
| a Applied to 2014, but not more than line 2a  |               |                            | 244,994     |             |
| b Applied to undistributed income of prior years (Election required—see instructions). . . . .  |               |                            |             |             |
| c Treated as distributions out of corpus (Election required—see instructions). . . . .  |               |                            |             |             |
| d Applied to 2015 distributable amount. . . . .   |               |                            |             | 10,756      |
| e Remaining amount distributed out of corpus  |               |                            |             |             |
| 5 Excess distributions carryover applied to 2015<br>(If an amount appears in column (d), the same amount must be shown in column (a).)  |               |                            |             |             |
| 6 Enter the net total of each column as indicated below:  |               |                            |             |             |
| a Corpus Add lines 3f, 4c, and 4e Subtract line 5   |               |                            |             |             |
| b Prior years' undistributed income Subtract line 4b from line 2b. . . . .  |               |                            |             |             |
| c Enter the amount of prior years' undistributed income for which a notice of deficiency has been issued, or on which the section 4942(a) tax has been previously assessed. . . . . |               |                            |             |             |
| d Subtract line 6c from line 6b Taxable amount—see instructions . . . . .   |               |                            |             |             |
| e Undistributed income for 2014 Subtract line 4a from line 2a Taxable amount—see instructions . . . . .   |               |                            |             |             |
| f Undistributed income for 2016 Subtract lines 4d and 5 from line 1 This amount must be distributed in 2015. . . . .  |               |                            |             | 240,563     |
| 7 Amounts treated as distributions out of corpus to satisfy requirements imposed by section 170(b)(1)(F) or 4942(g)(3) (Election may be required - see instructions). . . . .       |               |                            |             |             |
| 8 Excess distributions carryover from 2010 not applied on line 5 or line 7 (see instructions). . .  |               |                            |             |             |
| 9 Excess distributions carryover to 2016.<br>Subtract lines 7 and 8 from line 6a. . . . .   |               |                            |             |             |
| 10 Analysis of line 9   |               |                            |             |             |
| a Excess from 2011. . . . .   |               |                            |             |             |
| b Excess from 2012. . . . .   |               |                            |             |             |
| c Excess from 2013. . . . .   |               |                            |             |             |
| d Excess from 2014. . . . .   |               |                            |             |             |
| e Excess from 2015. . . . .   |               |                            |             |             |

## Part XIV

**1a** If the foundation has received a ruling or determination letter that it is a private operating foundation, and the ruling is effective for 2015, enter the date of the ruling. . . . ▶

**b** Check box to indicate whether the organization is a private operating foundation described in section 170(c)(2)(B)(i) or 170(c)(2)(B)(ii)

**2a** Enter the lesser of the adjusted net income from Part I or the minimum investment return from Part X for each year listed . . . . .

**b** 85% of line 2a . . . . .

**c** Qualifying distributions from Part XII,  
line 4 for each year listed . . . . .

**d** Amounts included in line 2c not used directly for active conduct of exempt activities . . . . .

**e** Qualifying distributions made directly for active conduct of exempt activities  
Subtract line 2d from line 2c . . .

**3** Complete 3a, b, or c for the alternative test relied upon

a "Assets" alternative test—enter

(1) Value of all assets . . . . .

(2) Value of assets qualifying  
under section 4942(j)(3)(B)(i)

**b** "Endowment" alternative test— enter 2/3 of minimum investment return shown in Part X, line 6 for each year listed. . . .

c "Support" alternative test—enter

(1) Total support other than gross investment income (interest, dividends, rents, payments on securities loans (section 512(a)(5)), or royalties). . . .

(2) Support from general public and 5 or more exempt organizations as provided in section 4942(j)(3)(B)(iii). . . .

**(3)** Largest amount of support from an exempt organization

**(4) Gross investment income**

**Part XV** **Supplementary Information (Complete this part only if the organization had \$5,000 or more in assets at any time during the year—see instructions.)**

## 1 Information Regarding Foundation Managers:

**a** List any managers of the foundation who have contributed more than 2% of the total contributions received by the foundation before the close of any tax year (but only if they have contributed more than \$5,000) (See section 507(d)(2) )

**b** List any managers of the foundation who own 10% or more of the stock of a corporation (or an equally large portion of the ownership of a partnership or other entity) of which the foundation has a 10% or greater interest

**2 Information Regarding Contribution, Grant, Gift, Loan, Scholarship, etc., Programs:**

Check here ☒ if the foundation only makes contributions to preselected charitable organizations and does not accept unsolicited requests for funds. If the foundation makes gifts, grants, etc. (see instructions) to individuals or organizations under other conditions, complete items 2a, b, c, and d.

**a** The name, address, and telephone number or email address of the person to whom applications should be addressed

**b** The form in which applications should be submitted and information and materials they should include

**c** Any submission deadlines

**d** Any restrictions or limitations on awards, such as by geographical areas, charitable fields, kinds of institutions, or other factors

Part XV

Supplementary Information(continued)

3 Grants and Contributions Paid During the Year or Approved for Future Payment

| Recipient   | If recipient is an individual, show any relationship to any foundation manager or substantial contributor | Foundation status of recipient | Purpose of grant or contribution | Amount  |
|---|---|--------------------------------|----------------------------------|---------|
| Name and address (home or business)                         |   |                                |                                  |         |
| <div>a Paid during the year</div> See Additional Data Table |   |                                |                                  |         |
| <div>Total . . . . .</div>                                  |   |                                | <div>3a</div>                    | 255,750 |
| <div>b Approved for future payment</div>                    |   |                                |                                  |         |
| <div>Total . . . . .</div>                                  |   |                                | <div>3b</div>                    |         |

| Enter gross amounts unless otherwise indicated |  | Unrelated business income |               | Excluded by section 512, 513, or 514 |               | (e)<br>Related or exempt<br>function income<br>(See<br>instructions ) |
|--|--|---------------------------|---------------|--------------------------------------|---------------|---|
|  |  | (a)<br>Business code      | (b)<br>Amount | (c)<br>Exclusion code                | (d)<br>Amount |   |
| <b>1</b>                                       | Program service revenue  |                           |               |                                      |               |   |
| <b>a</b>                                       | _____  |                           |               |                                      |               |   |
| <b>b</b>                                       | _____  |                           |               |                                      |               |   |
| <b>c</b>                                       | _____  |                           |               |                                      |               |   |
| <b>d</b>                                       | _____  |                           |               |                                      |               |   |
| <b>e</b>                                       | _____  |                           |               |                                      |               |   |
| <b>f</b>                                       | _____  |                           |               |                                      |               |   |
| <b>g</b>                                       | Fees and contracts from government agencies  |                           |               |                                      |               |   |
| <b>2</b>                                       | Membership dues and assessments. . . . .   |                           |               |                                      |               |   |
| <b>3</b>                                       | Interest on savings and temporary cash<br>investments . . . . .  |                           |               | 14                                   | 637           |   |
| <b>4</b>                                       | Dividends and interest from securities. . . . .  |                           |               | 14                                   | 114,473       |   |
| <b>5</b>                                       | Net rental income or (loss) from real estate   |                           |               |                                      |               |   |
| <b>a</b>                                       | Debt-financed property. . . . .  |                           |               |                                      |               |   |
| <b>b</b>                                       | Not debt-financed property. . . . .  |                           |               |                                      |               |   |
| <b>6</b>                                       | Net rental income or (loss) from personal<br>property . . . . .  |                           |               |                                      |               |   |
| <b>7</b>                                       | Other investment income. . . . .   |                           |               |                                      |               |   |
| <b>8</b>                                       | Gain or (loss) from sales of assets other than<br>inventory . . . . .  |                           |               | 18                                   | 320,268       |   |
| <b>9</b>                                       | Net income or (loss) from special events   |                           |               |                                      |               |   |
| <b>10</b>                                      | Gross profit or (loss) from sales of inventory<br>. . . . .  |                           |               |                                      |               |   |
| <b>11</b>                                      | Other revenue <b>a</b> <u>DISSOLVED YMCA<br/>REFUND</u>  |                           |               | 25                                   | 10,000        |   |
| <b>b</b>                                       | _____  |                           |               |                                      |               |   |
| <b>c</b>                                       | _____  |                           |               |                                      |               |   |
| <b>d</b>                                       | _____  |                           |               |                                      |               |   |
| <b>e</b>                                       | _____  |                           |               |                                      |               |   |
| <b>12</b>                                      | Subtotal Add columns (b), (d), and (e). . . . .  |                           |               |                                      | 445,378       |   |
| <b>13</b>                                      | <b>Total.</b> Add line 12, columns (b), (d), and (e). . . . .<br>(See worksheet in line 13 instructions to verify calculations ) |                           |               | <b>13</b>                            |               | 445,378   |

[illegible]

**d** If the answer to any of the above is "Yes," complete the following schedule. Column **(b)** should always show the fair market value of the goods, other assets, or services given by the reporting foundation. If the foundation received less than fair market value in any transaction or sharing arrangement, show in column **(d)** the value of the goods, other assets, or services received.

|       | Yes | No |
|-------|-----|----|
|       |     |    |
|       |     |    |
| 1a(1) |     | No |
| 1a(2) |     | No |
|       |     |    |
| 1b(1) |     | No |
| 1b(2) |     | No |
| 1b(3) |     | No |
| 1b(4) |     | No |
| 1b(5) |     | No |
| 1b(6) |     | No |
| 1c    |     | No |

[illegible]

**2a** Is the foundation directly or indirectly affiliated with, or related to, one or more tax-exempt organizations described in section 501(c) of the Code (other than section 501(c)(3)) or in section 527? . . . ☐ Yes ☒ No

**b** If "Yes," complete the following schedule

| (a) Name of organization | (b) Type of organization | (c) Description of relationship |
|--------------------------|--------------------------|---------------------------------|
|                          |                          |                                 |
|                          |                          |                                 |
|                          |                          |                                 |
|                          |                          |                                 |
|                          |                          |                                 |

# Sign Here

Under penalties of perjury, I declare that I have examined this return, including accompanying schedules and statements, and to the best of my knowledge and belief, it is true, correct, and complete. Declaration of preparer (other than taxpayer) is based on all information of which preparer has any knowledge.

\* \* \* \* \*

2016-05-16

\* \* \* \* \*

Signature of officer or trustee

Date

Title

May the IRS discuss this return with the preparer shown below  
(see instr )? ☒ Yes ☐ No

**Paid  
Preparer  
Use  
Only**

|   |                      |                    |  |                   |
|---|----------------------|--------------------|--|-------------------|
| Print/Type preparer's name<br>SAMUEL B LOVELADY   | Preparer's Signature | Date<br>2016-05-12 | Check if self-employed <input checked="" type="checkbox"/> | PTIN<br>P01399946 |
| Firm's name <input checked="" type="checkbox"/><br>LOVELADY CHRISTY ASSOCIATES PLLC                   |                      |                    | Firm's EIN <input checked="" type="checkbox"/> 75-2618166  |                   |
| Firm's address <input checked="" type="checkbox"/><br>801 S FILLMORE ST STE 420 AMARILLO, TX<br>79101 |                      |                    | Phone no (806) 373-4884                                    |                   |

Form 990PF Part XV Line 3 - Grants and Contributions Paid During the Year or Approved for Future Payment

| Recipient   | If recipient is an individual, show any relationship to any foundation manager or substantial contributor | Foundation status of recipient | Purpose of grant or contribution     | Amount  |
|---|---|--------------------------------|--------------------------------------|---------|
| Name and address (home or business)   |   |                                |                                      |         |
| <b>a</b> Paid during the year   |   |                                |                                      |         |
| A WORLD FOR CHILDREN<br>3416-B OLSEN BLVD<br>AMARILLO,TX 79108                  |   | PC                             | CHRISTMAS ASSISTANCE FOR CHILDREN    | 2,000   |
| AMARILLO AREA FOUNDATION - ACE<br>801 S FILLMORE SUITE 700<br>AMARILLO,TX 79101 |   | PC                             | HIGH SCHOOL STUDENT SCHOLARHIPS      | 10,000  |
| AMARILLO BOTANICAL GARDEN<br>1400 STREIT DRIVE<br>AMARILLO,TX 79106             |   | PC                             | GARDEN AND CONSERVATORY FACILITY     | 5,000   |
| AMARILLO HABITAT FOR HUMANITY<br>P O BOX 775<br>AMARILLO,TX 79105               |   | PC                             | BUILD HOMES FOR LOWER INCOME FAMILIE | 10,000  |
| AMARILLO MERCY MINISTRIES<br>601 SW 10TH<br>AMARILLO,TX 79101                   |   | PC                             | MENTORING & PROVIDING SHOES TO STUDE | 2,500   |
| AMARILLO SENIOR CITIZENS ASSOC<br>1217 S TYLER<br>AMARILLO,TX 79101             |   | PC                             | PROVIDE MEALS                        | 5,000   |
| AMARILLO RECOVERY FROM ALCOHOL<br>1703 S AVONDALE<br>AMARILLO,TX 79106          |   | PC                             | CONSTRUCTION DRUG TREATMENT FACILITY | 10,000  |
| ARROW CHILD & FAMILY MINISTRIES<br>4655 S FM 1258<br>AMARILLO,TX 79118          |   | PC                             | BUILD CHILDREN'S TREATMENT CENTER    | 20,000  |
| BOYS AND GIRLS CLUB OF AMARILLO<br>1923 S LINCOLN<br>AMARILLO,TX 79109          |   | PC                             | NEW DRAINAGE SYSTEM                  | 10,000  |
| BUCKNER FAMILY PLACE<br>1615 S TYLER APT 19<br>AMARILLO,TX 79102                |   | PC                             | PROVIDE HOUSING FOR SINGLE MOTHERS   | 6,400   |
| CARSON CO SQUARE HOUSE MUSEUM<br>503 ELSIE AVENUE<br>PANHANDLE,TX 79068         |   | PC                             | RESTORATION PROJECT                  | 5,000   |
| CETA CANYON 37201 FM 1721<br>AMARILLO,TX 79042                                  |   | PC                             | PERGOLAS, ARBORS, BENCHES            | 5,000   |
| COALITION OF HEALTH SERVICES<br>301 S POLK STE 740<br>AMARILLO,TX 79101         |   | PC                             | GATEWAY TO HEALTH CAREERS PROJECT    | 5,000   |
| COLLEGE SUCCESS INITIATIVE<br>PO BOX 10243<br>AMARILLO,TX 79116                 |   | PC                             | ENCOURAGE YOUTH HIGHER EDUCATION     | 5,000   |
| DISCOVERY CENTER<br>1200 STREIT DRIVE<br>AMARILLO,TX 79106                      |   | PC                             | SPONSOR GOOSE BUMPS EXHIBIT          | 5,000   |
| <b>Total . . . . .</b>  |   |                                | <b>3a</b>                            | 255,750 |

Form 990PF Part XV Line 3 - Grants and Contributions Paid During the Year or Approved for Future Payment

| Recipient  | If recipient is an individual, show any relationship to any foundation manager or substantial contributor | Foundation status of recipient | Purpose of grant or contribution     | Amount  |
|--|---|--------------------------------|--------------------------------------|---------|
| Name and address (home or business)                                      |   |                                |                                      |         |
| <b>a</b> Paid during the year  |   |                                |                                      |         |
| DOWNTOWN WOMEN'S CENTER<br>409 S MONROE<br>AMARILLO, TX 79101            |   | PC                             | PROVIDE FOR HOMELESS WOMEN           | 8,000   |
| FAITH CITY MISSION 402 SE 2ND<br>AMARILLO, TX 79101                      |   | PC                             | PURCHASE RANCH FOR RECOVERY PROGRAMS | 40,000  |
| FAMILY SUPPORT SERVICES<br>1001 S POLK<br>AMARILLO, TX 79101             |   | PC                             | ASSIST WITH ROOF RENOVATION          | 10,000  |
| GOLDEN SPREAD BOY SCOUTS COUNSEL<br>401 TASCOSA RD<br>AMARILLO, TX 79124 |   | PC                             | HELP BUILD PISTOL RANGE              | 10,000  |
| HIGH PLAINS FOOD BANK<br>PO BOX 31803<br>AMARILLO, TX 79120              |   | PC                             | CAPITAL CAMPAIGN PLAYGROUND          | 10,000  |
| KID'S INC 2201 SE 27TH AVENUE<br>AMARILLO, TX 79103                      |   | PC                             | ASSIST WITH COST OF METAL BLDG       | 20,000  |
| MAKE-A-WISH 411 S FILLMORE<br>AMARILLO, TX 79101                         |   | PC                             | FUND WISHES FOR CHILDREN             | 5,000   |
| OPPORTUNITY SCHOOL<br>1100 S HARRISON<br>AMARILLO, TX 79101              |   | PC                             | ASSIST WITH GRAND ST IMPROVEMENT     | 9,350   |
| SPECIAL DELIVERY<br>1601 S MONROE<br>AMARILLO, TX 79102                  |   | PC                             | ADOPTION ASSISTANCE                  | 5,000   |
| TEXAS PANHANDLE INDEPENDENT FUTURE<br>P O BOX 123<br>AMARILLO, TX 79105  |   | PC                             | INDEPENDENT HOUSING FUND             | 8,000   |
| TEXAS PANHANDLE INDEPENDENT FUTURES<br>PO BOX 123<br>AMARILLO, TX 79105  |   | PC                             | INDEPENDENT HOUSING FUND             | 5,000   |
| THE BRIDGE 804 QUAIL CREEK DR<br>AMARILLO, TX 79124                      |   | PC                             | STAFF EDUCATION AND TRAINING         | 5,000   |
| THE RAINBOW ROOM OF BORGER<br>PO BOX 244<br>BORGER, TX 79008             |   | PC                             | AID FOR VICTIMS OF ABUSE IN BORGER   | 5,000   |
| WEST TEXAS A&M UNIVERSITY FDN<br>WTAMU BOX 60766<br>CANYON, TX 79016     |   | PC                             | STUDENT SCHOLARSHIPS                 | 5,000   |
| WILDCAT BLUFF NATURE CENTER<br>PO BOX 52132<br>AMARILLO, TX 79159        |   | PC                             | WELL AND ARCHERY PROJECTS            | 2,000   |
| <b>Total . . . . .</b>   |   |                                | <b>3a</b>                            | 255,750 |



Form 990PF Part XV Line 3 - Grants and Contributions Paid During the Year or Approved for Future Payment

| Recipient   | If recipient is an individual, show any relationship to any foundation manager or substantial contributor | Foundation status of recipient | Purpose of grant or contribution | Amount  |
|---|---|--------------------------------|----------------------------------|---------|
| Name and address (home or business)                           |   |                                |                                  |         |
| <b>a</b> <i>Paid during the year</i>                          |   |                                |                                  |         |
| WINDOWS ON A WIDER WORLD<br>PO BOX 9258<br>AMARILLO, TX 79105 |   | PC                             | ARTS EDUCATION FOR CHILDREN      | 2,500   |
| <b>Total . . . . .</b>  |   |                                |                                  | 255,750 |

## TY 2015 Accounting Fees Schedule

**Name:** KIMBLE FOUNDATION TRUST

C/O AMARILLO NATIONAL BANK TRUST

**EIN:** 13-4308100

| Category                          | Amount | Net Investment<br>Income | Adjusted Net<br>Income | Disbursements for<br>Charitable<br>Purposes |
|-----------------------------------|--------|--------------------------|------------------------|---|
| LOVELADY, CHRISTY +<br>ASSOCIATES | 1,885  | 1,885                    |                        |   |

Note: To capture the full content of this document, please select landscape mode (11" x 8.5") when printing.

TY 2015 Gain/Loss from Sale of Other Assets Schedule

Name: KIMBLE FOUNDATION TRUST

C/O AMARILLO NATIONAL BANK TRUST

EIN: 13-4308100

| Name                                 | Date Acquired | How Acquired | Date Sold | Purchaser Name | Gross Sales Price | Basis   | Basis Method | Sales Expenses | Total (net) | Accumulated Depreciation |
|--------------------------------------|---------------|--------------|-----------|----------------|-------------------|---------|--------------|----------------|-------------|--------------------------|
| 146 130 CAUSEWAY INTERNATIONAL VALUE | 2014-08       | PURCHASE     | 2015-02   |                | 2,212             | 2,367   |              |                | -155        |                          |
| 778 846 CAUSEWAY INTERNATIONAL VALUE | 2014-08       | PURCHASE     | 2015-06   |                | 12,282            | 12,617  |              |                | -335        |                          |
| 92 621 FEDERATED INTL LEADERS        | 2014-08       | PURCHASE     | 2015-02   |                | 3,014             | 3,098   |              |                | -84         |                          |
| 603 804 FEDERATED INTL LEADERS       | 2014-08       | PURCHASE     | 2015-06   |                | 21,024            | 20,197  |              |                | 827         |                          |
| 625 840 PT LARGE GROWTH              | 2015-02       | PURCHASE     | 2015-12   |                | 12,621            | 15,129  |              |                | -2,508      |                          |
| 15 763 PT LARGE GROWTH               | 2015-09       | PURCHASE     | 2015-12   |                | 318               | 349     |              |                | -31         |                          |
| 1562 279 PT LARGE VALUE              | 2015-02       | PURCHASE     | 2015-12   |                | 21,690            | 28,780  |              |                | -7,090      |                          |
| 1749 567 PT LARGE VALUE              | 2015-09       | PURCHASE     | 2015-12   |                | 24,290            | 27,267  |              |                | -2,977      |                          |
| 39 758 VANGUARD GROWTH INDEX         | 2015-01       | PURCHASE     | 2015-02   |                | 2,155             | 2,114   |              |                | 41          |                          |
| 113 758 VANGUARD GROWTH INDEX        | 2015-01       | PURCHASE     | 2015-06   |                | 6,332             | 6,050   |              |                | 282         |                          |
| 174 043 VANGUARD GROWTH INDEX        | 2015-01       | PURCHASE     | 2015-12   |                | 9,637             | 9,256   |              |                | 381         |                          |
| 49 457 VANGUARD MID CAP INDEX        | 2014-12       | PURCHASE     | 2015-02   |                | 7,635             | 7,313   |              |                | 322         |                          |
| 49 593 VANGUARD MID CAP INDEX        | 2014-12       | PURCHASE     | 2015-06   |                | 7,894             | 7,333   |              |                | 561         |                          |
| 13 006 VANGUARD MID CAP INDEX        | 2014-12       | PURCHASE     | 2015-12   |                | 1,947             | 1,923   |              |                | 24          |                          |
| 137 110 VANGUARD SMALL CAP INDEX     | 2015-02       | PURCHASE     | 2015-06   |                | 8,068             | 7,744   |              |                | 324         |                          |
| 4365 825 BAIRD AGGREGATE BOND        | 2003-12       | PURCHASE     | 2015-09   |                | 46,583            | 45,798  |              |                | 785         |                          |
| 108 529 BAIRD AGGREGATE BOND         | 2013-12       | PURCHASE     | 2015-12   |                | 1,160             | 1,139   |              |                | 21          |                          |
| 40076 083 BAIRD SHORT-TERM BOND      | 2013-12       | PURCHASE     | 2015-02   |                | 388,337           | 390,341 |              |                | -2,004      |                          |
| 1277 239 BAIRD SHORT-TERM BOND       | 2013-12       | PURCHASE     | 2015-09   |                | 12,338            | 12,440  |              |                | -102        |                          |
| 135 913 BAIRD SHORT-TERM BOND        | 2013-12       | PURCHASE     | 2015-06   |                | 1,317             | 1,324   |              |                | -7          |                          |
| 83 308 BAIRD SHORT-TERM BOND         | 2013-12       | PURCHASE     | 2015-12   |                | 803               | 811     |              |                | -8          |                          |
| 4792 896 COLUMBIA ACORN Z FUND       | 2011-12       | PURCHASE     | 2015-02   |                | 154,379           | 126,532 |              |                | 27,847      |                          |
| 116 337 COLUMBIA ACORN Z FUND        | 2011-12       | PURCHASE     | 2015-06   |                | 3,796             | 3,071   |              |                | 725         |                          |
| 5 682 COLUMBIA ACORN Z FUND          | 2011-12       | PURCHASE     | 2015-12   |                | 110               | 150     |              |                | -40         |                          |
| 1252 214 DODGE & COX INCOME          | 2013-03       | PURCHASE     | 2015-09   |                | 16,930            | 17,431  |              |                | -501        |                          |
| 32 402 DODGE & COX INCOME            | 2013-03       | PURCHASE     | 2015-12   |                | 437               | 451     |              |                | -14         |                          |
| 24 831 FEDERATED INTL LEADERS        | 2014-08       | PURCHASE     | 2015-12   |                | 786               | 831     |              |                | -45         |                          |
| 1527 245 FEDERATED INTL LEADERS      | 2010-06       | PURCHASE     | 2015-02   |                | 9,179             | 5,819   |              |                | 3,360       |                          |
| 264 483 FEDERATED STRATEGIC VALUE    | 2010-06       | PURCHASE     | 2015-09   |                | 1,500             | 1,008   |              |                | 492         |                          |
| 1769 831 FEDERATED TOTAL RETURN      | 2013-03       | PURCHASE     | 2015-09   |                | 19,114            | 20,158  |              |                | -1,044      |                          |

| Name                               | Date Acquired | How Acquired | Date Sold | Purchaser Name | Gross Sales Price | Basis   | Basis Method | Sales Expenses | Total (net) | Accumulated Depreciation |
|------------------------------------|---------------|--------------|-----------|----------------|-------------------|---------|--------------|----------------|-------------|--------------------------|
| 16119 269 JOHN HANCOCK ALTERNATIVE | 2013-03       | PURCHASE     | 2015-02   |                | 230,344           | 235,825 |              |                | -5,481      |                          |
| 269 190 JOHN HANCOCK ALTERNATIVE   | 2013-03       | PURCHASE     | 2015-06   |                | 3,876             | 3,938   |              |                | -62         |                          |
| 386 984 JOHN HANCOCK ALTERNATIVE   | 2013-03       | PURCHASE     | 2015-09   |                | 5,464             | 5,662   |              |                | -198        |                          |
| 92 380 JOHN HANCOCK ALTERNATIVE    | 2013-03       | PURCHASE     | 2015-12   |                | 1,298             | 1,352   |              |                | -54         |                          |
| 165 228 NORTHERN SMALL CAP VALUE   | 2008-10       | PURCHASE     | 2015-06   |                | 3,572             | 1,697   |              |                | 1,875       |                          |
| 302 856 NORTHERN SMALL CAP VALUE   | 2008-10       | PURCHASE     | 2015-12   |                | 6,169             | 3,110   |              |                | 3,059       |                          |
| 8941 510 PT LARGE GROWTH           | 2008-10       | PURCHASE     | 2015-01   |                | 170,433           | 131,345 |              |                | 39,088      |                          |
| 509 439 PT LARGE GROWTH            | 2008-10       | PURCHASE     | 2015-06   |                | 10,147            | 10,718  |              |                | -571        |                          |
| 4108 402 PT LARGE GROWTH           | 2008-10       | PURCHASE     | 2015-12   |                | 82,850            | 101,923 |              |                | -19,073     |                          |
| 358 316 PT LARGE GROWTH            | 2009-12       | PURCHASE     | 2015-12   |                | 7,226             | 9,874   |              |                | -2,648      |                          |
| 3099 639 PT LARGE GROWTH           | 2010-09       | PURCHASE     | 2015-12   |                | 62,507            | 84,699  |              |                | -22,192     |                          |
| 291 275 PT LARGE GROWTH            | 2012-06       | PURCHASE     | 2015-12   |                | 5,874             | 8,256   |              |                | -2,382      |                          |
| 976 430 PT LARGE VALUE             | 2008-10       | PURCHASE     | 2015-06   |                | 14,410            | 10,989  |              |                | 3,421       |                          |
| 14506 810 PT LARGE VALUE           | 2008-10       | PURCHASE     | 2015-12   |                | 201,361           | 201,085 |              |                | 276         |                          |
| 6928 173 PT LARGE VALUE            | 2009-03       | PURCHASE     | 2015-12   |                | 96,186            | 96,208  |              |                | -22         |                          |
| 530 209 PT LARGE VALUE             | 2010-09       | PURCHASE     | 2015-12   |                | 7,361             | 8,968   |              |                | -1,607      |                          |
| 3106 063 PT LARGE VALUE            | 2011-12       | PURCHASE     | 2015-12   |                | 43,123            | 51,757  |              |                | -8,634      |                          |
| 739 471 PT LARGE VALUE             | 2015-06       | PURCHASE     | 2015-12   |                | 10,266            | 12,665  |              |                | -2,399      |                          |
| 156 170 PT LARGE VALUE             | 2013-09       | PURCHASE     | 2015-12   |                | 2,169             | 2,875   |              |                | -706        |                          |
| 203 710 PT LARGE VALUE             | 2014-03       | PURCHASE     | 2015-12   |                | 2,828             | 3,867   |              |                | -1,039      |                          |
| 636 565 SCHRODER NORTH AMERICAN    | 2010-06       | PURCHASE     | 2015-02   |                | 9,466             | 5,188   |              |                | 4,278       |                          |
| 923 547 SCHRODER NORTH AMERICAN    | 2010-06       | PURCHASE     | 2015-06   |                | 14,019            | 7,527   |              |                | 6,492       |                          |
| 1776 412 SCHRODER NORTH AMERICAN   | 2010-06       | PURCHASE     | 2015-12   |                | 26,557            | 14,478  |              |                | 12,079      |                          |
| COMMON TRUST FUNDS                 |               | PURCHASE     |           |                |                   | 12,609  |              |                | -12,609     |                          |
| COMMON TRUST FUNDS                 |               | PURCHASE     |           |                | 202,880           |         |              |                | 202,880     |                          |

**TY 2015 Investments Corporate Bonds Schedule****Name:** KIMBLE FOUNDATION TRUST

C/O AMARILLO NATIONAL BANK TRUST

**EIN:** 13-4308100

| <b>Name of Bond</b>             | <b>End of Year Book Value</b> | <b>End of Year Fair Market Value</b> |
|---------------------------------|-------------------------------|--------------------------------------|
| 84727.814 BAIRD AGGREGATE BOND  | 909,921                       | 898,962                              |
| 26973.696 BAIRD SHORT-TERM BOND | 262,701                       | 258,947                              |
| 42651.12 FEDERATED TOTAL RETURN | 482,485                       | 454,234                              |
| 33924.896 DODGE & COX INCOME    | 469,281                       | 450,862                              |

**TY 2015 Investments Corporate Stock Schedule****Name:** KIMBLE FOUNDATION TRUST

C/O AMARILLO NATIONAL BANK TRUST

**EIN:** 13-4308100

| <b>Name of Stock</b>                | <b>End of Year Book Value</b> | <b>End of Year Fair Market Value</b> |
|-------------------------------------|-------------------------------|--------------------------------------|
| 22188.264 INVESCO DIVERSIFIED DIV   | 408,548                       | 390,070                              |
| 27205.716 SCHRODER NORTH AMERICAN   | 254,474                       | 380,336                              |
| 3019.3 T ROWE PRICE GROWTH STOCK    | 172,716                       | 162,106                              |
| 2886.133 VANGUARD GROWTH INDEX      | 153,490                       | 158,074                              |
| 37279.887 FEDERATED STRATEGIC VALUE | 149,313                       | 210,259                              |
| 4522.025 NORTHERN SMALL CAP VALUE   | 59,147                        | 87,185                               |
| 6877.505 COLUMBIA ACORN Z FUND      | 181,098                       | 133,011                              |
| 1147.29 VANGUARD MID CAP INDEX      | 169,726                       | 170,625                              |
| 2479.066 VANGUARD SMALL CAP INDEX   | 139,827                       | 131,514                              |
| 16140.643 CAUSEWAY INTL VALUE       | 258,953                       | 227,260                              |
| 7256.818 FEDERATED INTL LEADERS     | 241,899                       | 224,236                              |
| 16427.281 JOHN HANCOCK ALTERNATIVE  | 240,625                       | 223,740                              |
| PT LARGE GROWTH CTF                 |                               |                                      |
| PT LARGE VALUE CTF                  |                               |                                      |

TY 2015 Investments - Land Schedule

**Name:** KIMBLE FOUNDATION TRUST  
C/O AMARILLO NATIONAL BANK TRUST  
**EIN:** 13-4308100

| Category/ Item            | Cost/Other Basis | Accumulated Depreciation | Book Value | End of Year Fair Market Value |
|---------------------------|------------------|--------------------------|------------|-------------------------------|
| 1701 W 16TH, PLAINVIEW TX | 1                |                          | 1          | 656                           |

TY 2015 Other Expenses Schedule

**Name:** KIMBLE FOUNDATION TRUST  
C/O AMARILLO NATIONAL BANK TRUST  
**EIN:** 13-4308100

| Description | Revenue and Expenses<br>per Books | Net Investment<br>Income | Adjusted Net Income | Disbursements for<br>Charitable Purposes |
|-------------|-----------------------------------|--------------------------|---------------------|--|
| EXPENSES    |                                   |                          |                     |  |
| INSURANCE   | 1                                 | 1                        |                     |  |



TY 2015 Other Income Schedule

**Name:** KIMBLE FOUNDATION TRUST  
C/O AMARILLO NATIONAL BANK TRUST  
**EIN:** 13-4308100

| Description           | Revenue And<br>Expenses Per Books | Net Investment<br>Income | Adjusted Net Income |
|-----------------------|-----------------------------------|--------------------------|---------------------|
| DISSOLVED YMCA REFUND | 10,000                            |                          |                     |

TY 2015 Other Increases Schedule

**Name:** KIMBLE FOUNDATION TRUST  
C/O AMARILLO NATIONAL BANK TRUST  
**EIN:** 13-4308100

| Description                       | Amount |
|-----------------------------------|--------|
| CURRENT YEAR INCOME IN PRIOR YEAR | 8,952  |

TY 2015 Other Professional Fees Schedule

**Name:** KIMBLE FOUNDATION TRUST  
C/O AMARILLO NATIONAL BANK TRUST  
**EIN:** 13-4308100

| Category                      | Amount | Net Investment<br>Income | Adjusted Net<br>Income | Disbursements for<br>Charitable<br>Purposes |
|-------------------------------|--------|--------------------------|------------------------|---|
| INVESTMENT MANAGEMENT<br>FEES | 3,371  | 3,371                    |                        |   |

**TY 2015 Taxes Schedule****Name:** KIMBLE FOUNDATION TRUST

C/O AMARILLO NATIONAL BANK TRUST

**EIN:** 13-4308100

| Category                    | Amount | Net Investment<br>Income | Adjusted Net<br>Income | Disbursements for<br>Charitable<br>Purposes |
|-----------------------------|--------|--------------------------|------------------------|---|
| AD VALOREM TAX              | 14     | 14                       |                        |   |
| 2014 EXISE TAX PAYMENTS     | 826    |                          |                        |   |
| 2015 ESTIMATED TAX PAYMENTS | 3,724  |                          |                        |   |