



See a Social Security Number? Say Something!
Report Privacy Problems to <https://public.resource.org/privacy>
Or call the IRS Identity Theft Hotline at 1-800-908-4490



Return of Private Foundation

2015

Department of the Treasury
Internal Revenue Service

or Section 4947(a)(1) Trust Treated as Private Foundation
Do not enter social security numbers on this form as it may be made public.

Information about Form 990-PF and its separate instructions is at www.irs.gov/form990pf.

Open to Public Inspection

For calendar year 2015 or tax year beginning , 2015, and ending , 20

Name of foundation
THE BIG WOOD FOUNDATION

Number and street (or P O box number if mail is not delivered to street address)
C/O ANCHIN - 1375 BROADWAY

City or town, state or province, country, and ZIP or foreign postal code
NEW YORK, NY 10018

Room/suite

A Employer identification number
13-3440362

B Telephone number (see instructions)
(212) 840-3456

C If exemption application is pending, check here

D 1 Foreign organizations, check here
2 Foreign organizations meeting the 85% test, check here and attach computation

E If private foundation status was terminated under section 507(b)(1)(A), check here

F If the foundation is in a 60-month termination under section 507(b)(1)(B), check here

G Check all that apply

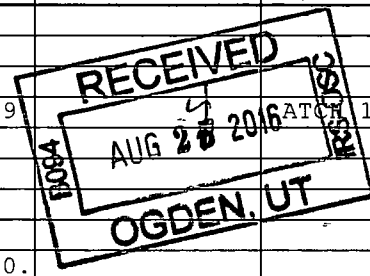
<input type="checkbox"/> Initial return	<input type="checkbox"/> Initial return of a former public charity
<input type="checkbox"/> Final return	<input type="checkbox"/> Amended return
<input type="checkbox"/> Address change	<input type="checkbox"/> Name change

H Check type of organization Section 501(c)(3) exempt private foundation
 Section 4947(a)(1) nonexempt charitable trust Other taxable private foundation

I Fair market value of all assets at end of year (from Part II, col. (c), line 16) **\$ 6,871,391.**

J Accounting method Cash Accrual
 Other (specify) _____
(Part I, column (d) must be on cash basis)

Part I Analysis of Revenue and Expenses (The total of amounts in columns (b), (c), and (d) may not necessarily equal the amounts in column (a) (see instructions))		(a) Revenue and expenses per books	(b) Net investment income	(c) Adjusted net income	(d) Disbursements for charitable purposes (cash basis only)
Revenue	1 Contributions, gifts, grants, etc., received (attach schedule)				
	2 Check <input type="checkbox"/> if the foundation is not required to attach Sch B.				
	3 Interest on savings and temporary cash investments				
	4 Dividends and interest from securities	50,429.	50,429		
	5a Gross rents				
	b Net rental income or (loss)				
	6a Net gain or (loss) from sale of assets not on line 10	109,740.			
	b Gross sales price for all assets on line 6a	1,545,882.			
	7 Capital gain net income (from Part IV, line 2)		109,740.		
	8 Net short-term capital gain				
	9 Income modifications			8,278.	
	10a Gross sales less returns and allowances	178,783.			ATCH 2
b Less Cost of goods sold	95,338.				
c Gross profit or (loss) (attach schedule)	83,445.		83,445.		
11 Other income (attach schedule) ATCH. 3	6,595.	6,595.			
12 Total. Add lines 1 through 11	250,209.	166,764.	91,723.		
Operating and Administrative Expenses	13 Compensation of officers, directors, trustees, etc.	10,000.	5,000.		5,000.
	14 Other employee salaries and wages	144,586.	39,551.	65,485.	39,550.
	15 Pension plans, employee benefits	9,352.	4,568.	216.	4,568.
	16a Legal fees (attach schedule)				
	b Accounting fees (attach schedule) ATCH. 4	50,630.	22,500.	5,630.	22,500.
	c Other professional fees (attach schedule) [5]	26,488.	26,488.		
	17 Interest				
	18 Taxes (attach schedule) (see instructions) [6]	27,320.	4,082.	15,867.	3,371.
	19 Depreciation (attach schedule) and depletion	4,031.			
	20 Occupancy	183,603.	91,802.		91,801.
	21 Travel, conferences, and meetings				
	22 Printing and publications	766.		766.	
	23 Other expenses (attach schedule) ATCH. 7	111,016.	53,469.	3,759.	53,788.
	24 Total operating and administrative expenses. Add lines 13 through 23.	567,792.	247,460.	91,723.	220,578.
	25 Contributions, gifts, grants paid	378,399.			386,677.
26 Total expenses and disbursements Add lines 24 and 25	946,191.	247,460.	91,723.	607,255.	
27 Subtract line 26 from line 12					
a Excess of revenue over expenses and disbursements	-695,982.				
b Net investment income (if negative, enter -0-)		0.			
c Adjusted net income (if negative, enter -0-)					



SCANNED AUG 26 2016
Operating and Administrative Expenses

G40 30

Part II Balance Sheets		Attached schedules and amounts in the description column should be for end-of-year amounts only (See instructions)	Beginning of year	End of year	
			(a) Book Value	(b) Book Value	(c) Fair Market Value
Assets	1	Cash - non-interest-bearing	1,514,136.	188,279.	188,279.
	2	Savings and temporary cash investments	160,470.	101,762.	101,762.
	3	Accounts receivable ▶ Less allowance for doubtful accounts ▶			
	4	Pledges receivable ▶ Less allowance for doubtful accounts ▶			
	5	Grants receivable			
	6	Receivables due from officers, directors, trustees, and other disqualified persons (attach schedule) (see instructions)			
	7	Other notes and loans receivable (attach schedule) ▶ Less allowance for doubtful accounts ▶			
	8	Inventories for sale or use	88,301.	91,080.	91,080.
	9	Prepaid expenses and deferred charges			
	10a	Investments - U S and state government obligations (attach schedule)			
	b	Investments - corporate stock (attach schedule) ATCH 8	1,858,346.	1,717,951.	2,205,774.
	c	Investments - corporate bonds (attach schedule) ATCH 9	35,738.	76,375.	74,313.
	11	Investments - land, buildings, and equipment basis Less accumulated depreciation (attach schedule) ▶			
	12	Investments - mortgage loans			
	13	Investments - other (attach schedule) ATCH 10	973,403.	1,744,196.	4,133,657.
	14	Land, buildings, and equipment basis Less accumulated depreciation (attach schedule) ▶ 100,511. 60,097.	44,445.	40,414.	40,414.
15	Other assets (describe ▶ ATCH 12)	29,250.	36,112.	36,112.	
16	Total assets (to be completed by all filers - see the instructions Also, see page 1, item I)	4,704,089.	3,996,169.	6,871,391.	
Liabilities	17	Accounts payable and accrued expenses	56,520.	55,900.	
	18	Grants payable			
	19	Deferred revenue			
	20	Loans from officers, directors, trustees, and other disqualified persons			
	21	Mortgages and other notes payable (attach schedule)			
	22	Other liabilities (describe ▶ ATCH 13)	4,841.	5,291.	
23	Total liabilities (add lines 17 through 22)	61,361.	61,191.		
Net Assets or Fund Balances	Foundations that follow SFAS 117, check here ▶ <input type="checkbox"/> and complete lines 24 through 26 and lines 30 and 31.				
	24	Unrestricted			
	25	Temporarily restricted			
	26	Permanently restricted			
	Foundations that do not follow SFAS 117, check here ▶ <input checked="" type="checkbox"/> and complete lines 27 through 31.				
	27	Capital stock, trust principal, or current funds			
	28	Paid-in or capital surplus, or land, bldg, and equipment fund			
	29	Retained earnings, accumulated income, endowment, or other funds			
30	Total net assets or fund balances (see instructions)	4,642,728.	3,934,978.		
31	Total liabilities and net assets/fund balances (see instructions)	4,704,089.	3,996,169.		

Part III Analysis of Changes in Net Assets or Fund Balances			
1	Total net assets or fund balances at beginning of year - Part II, column (a), line 30 (must agree with end-of-year figure reported on prior year's return)	1	4,642,728.
2	Enter amount from Part I, line 27a	2	-695,982.
3	Other increases not included in line 2 (itemize) ▶	3	
4	Add lines 1, 2, and 3	4	3,946,746.
5	Decreases not included in line 2 (itemize) ▶ ATCH 14	5	11,768.
6	Total net assets or fund balances at end of year (line 4 minus line 5) - Part II, column (b), line 30	6	3,934,978.

Part IV Capital Gains and Losses for Tax on Investment Income

Table with columns (a) through (k) for capital gains and losses. Includes rows for gross sales price, depreciation, cost basis, gain/loss, and net capital gain/loss. Total net capital gain is 109,740.

Part V Qualification Under Section 4940(e) for Reduced Tax on Net Investment Income

(For optional use by domestic private foundations subject to the section 4940(a) tax on net investment income)

If section 4940(d)(2) applies, leave this part blank

Was the foundation liable for the section 4942 tax on the distributable amount of any year in the base period? [] Yes [X] No

Table for Part V qualification. Columns (a) Base period years, (b) Adjusted qualifying distributions, (c) Net value of noncharitable-use assets, (d) Distribution ratio. Includes calculations for total distribution ratio (0.428283) and average distribution ratio (0.085657).

Part VI Excise Tax Based on Investment Income (Section 4940(a), 4940(b), 4940(e), or 4948 - see instructions)

Table with 11 rows for excise tax calculations. Includes sub-rows for credits and payments (6a-6d). Total amount owed is 3,398.

Part VII-A Statements Regarding Activities

Table with 10 rows of activity statements. Includes questions about political campaigns, tax on political expenditures, and state reporting. Includes 'Yes' and 'No' columns.

Part VII-A Statements Regarding Activities (continued)

11 At any time during the year, did the foundation, directly or indirectly, own a controlled entity within the meaning of section 512(b)(13)? If "Yes," attach schedule (see instructions).
12 Did the foundation make a distribution to a donor advised fund over which the foundation or a disqualified person had advisory privileges? If "Yes," attach statement (see instructions)
13 Did the foundation comply with the public inspection requirements for its annual returns and exemption application? Website address N/A
14 The books are in care of ANCHIN BLOCK & ANCHIN LLP Telephone no 212-840-3456 Located at 1375 BROADWAY NEW YORK, NY ZIP+4 10018
15 Section 4947(a)(1) nonexempt charitable trusts filing Form 990-PF in lieu of Form 1041 - Check here and enter the amount of tax-exempt interest received or accrued during the year 15
16 At any time during calendar year 2015, did the foundation have an interest in or a signature or other authority over a bank, securities, or other financial account in a foreign country? See the instructions for exceptions and filing requirements for FinCEN Form 114 If "Yes," enter the name of the foreign country

Part VII-B Statements Regarding Activities for Which Form 4720 May Be Required

File Form 4720 if any item is checked in the "Yes" column, unless an exception applies.

1a During the year did the foundation (either directly or indirectly)
(1) Engage in the sale or exchange, or leasing of property with a disqualified person?
(2) Borrow money from, lend money to, or otherwise extend credit to (or accept it from) a disqualified person?
(3) Furnish goods, services, or facilities to (or accept them from) a disqualified person?
(4) Pay compensation to, or pay or reimburse the expenses of, a disqualified person?
(5) Transfer any income or assets to a disqualified person (or make any of either available for the benefit or use of a disqualified person)?
(6) Agree to pay money or property to a government official? (Exception. Check "No" if the foundation agreed to make a grant to or to employ the official for a period after termination of government service, if terminating within 90 days)
b If any answer is "Yes" to 1a(1)-(6), did any of the acts fail to qualify under the exceptions described in Regulations section 53.4941(d)-3 or in a current notice regarding disaster assistance (see instructions)? Organizations relying on a current notice regarding disaster assistance check here
c Did the foundation engage in a prior year in any of the acts described in 1a, other than excepted acts, that were not corrected before the first day of the tax year beginning in 2015?
2 Taxes on failure to distribute income (section 4942) (does not apply for years the foundation was a private operating foundation defined in section 4942(j)(3) or 4942(j)(5))
a At the end of tax year 2015, did the foundation have any undistributed income (lines 6d and 6e, Part XIII) for tax year(s) beginning before 2015? If "Yes," list the years
b Are there any years listed in 2a for which the foundation is not applying the provisions of section 4942(a)(2) (relating to incorrect valuation of assets) to the year's undistributed income? (If applying section 4942(a)(2) to all years listed, answer "No" and attach statement - see instructions)
c If the provisions of section 4942(a)(2) are being applied to any of the years listed in 2a, list the years here
3a Did the foundation hold more than a 2% direct or indirect interest in any business enterprise at any time during the year?
b If "Yes," did it have excess business holdings in 2015 as a result of (1) any purchase by the foundation or disqualified persons after May 26, 1969, (2) the lapse of the 5-year period (or longer period approved by the Commissioner under section 4943(c)(7)) to dispose of holdings acquired by gift or bequest, or (3) the lapse of the 10-, 15-, or 20-year first phase holding period? (Use Schedule C, Form 4720, to determine if the foundation had excess business holdings in 2015)
4a Did the foundation invest during the year any amount in a manner that would jeopardize its charitable purposes?
b Did the foundation make any investment in a prior year (but after December 31, 1969) that could jeopardize its charitable purpose that had not been removed from jeopardy before the first day of the tax year beginning in 2015?

Part VII-B Statements Regarding Activities for Which Form 4720 May Be Required (continued)

5a During the year did the foundation pay or incur any amount to

(1) Carry on propaganda, or otherwise attempt to influence legislation (section 4945(e))? Yes No

(2) Influence the outcome of any specific public election (see section 4955), or to carry on, directly or indirectly, any voter registration drive? Yes No

(3) Provide a grant to an individual for travel, study, or other similar purposes? Yes No

(4) Provide a grant to an organization other than a charitable, etc., organization described in section 4945(d)(4)(A)? (see instructions). Yes No

(5) Provide for any purpose other than religious, charitable, scientific, literary, or educational purposes, or for the prevention of cruelty to children or animals? Yes No

b If any answer is "Yes" to 5a(1)-(5), did any of the transactions fail to qualify under the exceptions described in Regulations section 53.4945 or in a current notice regarding disaster assistance (see instructions)? Yes No
 Organizations relying on a current notice regarding disaster assistance check here

c If the answer is "Yes" to question 5a(4), does the foundation claim exemption from the tax because it maintained expenditure responsibility for the grant? Yes No
 If "Yes," attach the statement required by Regulations section 53.4945-5(d)

6a Did the foundation, during the year, receive any funds, directly or indirectly, to pay premiums on a personal benefit contract? Yes No

b Did the foundation, during the year, pay premiums, directly or indirectly, on a personal benefit contract? Yes No
 If "Yes" to 6b, file Form 8870

7a At any time during the tax year, was the foundation a party to a prohibited tax shelter transaction? Yes No

b If "Yes," did the foundation receive any proceeds or have any net income attributable to the transaction? Yes No

Part VIII Information About Officers, Directors, Trustees, Foundation Managers, Highly Paid Employees, and Contractors

1 List all officers, directors, trustees, foundation managers and their compensation (see instructions).

(a) Name and address	(b) Title, and average hours per week devoted to position	(c) Compensation (If not paid, enter -0-)	(d) Contributions to employee benefit plans and deferred compensation	(e) Expense account, other allowances
ATCH 15		10,000.	6,264.	0.

2 Compensation of five highest-paid employees (other than those included on line 1 - see instructions). If none, enter "NONE."

(a) Name and address of each employee paid more than \$50,000	(b) Title, and average hours per week devoted to position	(c) Compensation	(d) Contributions to employee benefit plans and deferred compensation	(e) Expense account, other allowances
NONE				

Total number of other employees paid over \$50,000.

Part VIII Information About Officers, Directors, Trustees, Foundation Managers, Highly Paid Employees, and Contractors (continued)

3 Five highest-paid independent contractors for professional services (see instructions). If none, enter "NONE."

(a) Name and address of each person paid more than \$50,000	(b) Type of service	(c) Compensation
NONE		0.

Total number of others receiving over \$50,000 for professional services ▶

Part IX-A Summary of Direct Charitable Activities

List the foundation's four largest direct charitable activities during the tax year. Include relevant statistical information such as the number of organizations and other beneficiaries served, conferences convened, research papers produced, etc	Expenses
1 NONE	
2	
3	
4	

Part IX-B Summary of Program-Related Investments (see instructions)

Describe the two largest program-related investments made by the foundation during the tax year on lines 1 and 2	Amount
1 NONE	
2	
All other program-related investments See instructions	
3 NONE	
Total. Add lines 1 through 3 ▶	

Part X Minimum Investment Return (All domestic foundations must complete this part. Foreign foundations, see instructions.)

1	Fair market value of assets not used (or held for use) directly in carrying out charitable, etc., purposes		
a	Average monthly fair market value of securities	1a	2,491,091.
b	Average of monthly cash balances	1b	982,324.
c	Fair market value of all other assets (see instructions)	1c	4,210,182.
d	Total (add lines 1a, b, and c)	1d	7,683,597.
e	Reduction claimed for blockage or other factors reported on lines 1a and 1c (attach detailed explanation)	1e	
2	Acquisition indebtedness applicable to line 1 assets	2	
3	Subtract line 2 from line 1d	3	7,683,597.
4	Cash deemed held for charitable activities Enter 1 1/2% of line 3 (for greater amount, see instructions)	4	115,254.
5	Net value of noncharitable-use assets. Subtract line 4 from line 3 Enter here and on Part V, line 4	5	7,568,343.
6	Minimum investment return. Enter 5% of line 5	6	378,417.

Part XI Distributable Amount (see instructions) (Section 4942(j)(3) and (j)(5) private operating foundations and certain foreign organizations check here and do not complete this part)

1	Minimum investment return from Part X, line 6	1	378,417.
2a	Tax on investment income for 2015 from Part VI, line 5	2a	
b	Income tax for 2015 (This does not include the tax from Part VI)	2b	
c	Add lines 2a and 2b	2c	
3	Distributable amount before adjustments Subtract line 2c from line 1	3	378,417.
4	Recoveries of amounts treated as qualifying distributions	4	8,278.
5	Add lines 3 and 4	5	386,695.
6	Deduction from distributable amount (see instructions)	6	
7	Distributable amount as adjusted Subtract line 6 from line 5 Enter here and on Part XIII, line 1	7	386,695.

Part XII Qualifying Distributions (see instructions)

1	Amounts paid (including administrative expenses) to accomplish charitable, etc., purposes		
a	Expenses, contributions, gifts, etc - total from Part I, column (d), line 26	1a	607,255.
b	Program-related investments - total from Part IX-B	1b	
2	Amounts paid to acquire assets used (or held for use) directly in carrying out charitable, etc., purposes	2	
3	Amounts set aside for specific charitable projects that satisfy the		
a	Suitability test (prior IRS approval required)	3a	
b	Cash distribution test (attach the required schedule)	3b	
4	Qualifying distributions. Add lines 1a through 3b Enter here and on Part V, line 8, and Part XIII, line 4	4	607,255.
5	Foundations that qualify under section 4940(e) for the reduced rate of tax on net investment income Enter 1% of Part I, line 27b (see instructions)	5	0.
6	Adjusted qualifying distributions. Subtract line 5 from line 4	6	607,255.

Note. The amount on line 6 will be used in Part V, column (b), in subsequent years when calculating whether the foundation qualifies for the section 4940(e) reduction of tax in those years

Part XIII Undistributed Income (see instructions)

	(a) Corpus	(b) Years prior to 2014	(c) 2014	(d) 2015
1 Distributable amount for 2015 from Part XI, line 7				386,695.
2 Undistributed income, if any, as of the end of 2015				
a Enter amount for 2014 only.				
b Total for prior years 20 13 ,20 12 ,20 11				
3 Excess distributions carryover, if any, to 2015				
a From 2010				
b From 2011 165,919.				
c From 2012 295,096.				
d From 2013 177,852.				
e From 2014 210,865.				
f Total of lines 3a through e	849,732.			
4 Qualifying distributions for 2015 from Part XII, line 4 ▶ \$ 607,255.				
a Applied to 2014, but not more than line 2a				
b Applied to undistributed income of prior years (Election required - see instructions).				
c Treated as distributions out of corpus (Election required - see instructions)	386,695.			
d Applied to 2015 distributable amount.				
e Remaining amount distributed out of corpus.	220,560.			
5 Excess distributions carryover applied to 2015 . (If an amount appears in column (d), the same amount must be shown in column (a))	386,695.			386,695.
6 Enter the net total of each column as indicated below:				
a Corpus Add lines 3f, 4c, and 4e Subtract line 5	1,070,292.			
b Prior years' undistributed income Subtract line 4b from line 2b.				
c Enter the amount of prior years' undistributed income for which a notice of deficiency has been issued, or on which the section 4942(a) tax has been previously assessed				
d Subtract line 6c from line 6b Taxable amount - see instructions				
e Undistributed income for 2014 Subtract line 4a from line 2a Taxable amount - see instructions				
f Undistributed income for 2015 Subtract lines 4d and 5 from line 1 This amount must be distributed in 2016.				
7 Amounts treated as distributions out of corpus to satisfy requirements imposed by section 170(b)(1)(F) or 4942(g)(3) (Election may be required - see instructions)	66,000.			
8 Excess distributions carryover from 2010 not applied on line 5 or line 7 (see instructions)				
9 Excess distributions carryover to 2016. Subtract lines 7 and 8 from line 6a	1,004,292.			
10 Analysis of line 9				
a Excess from 2011 99,919.				
b Excess from 2012 295,096.				
c Excess from 2013 177,852.				
d Excess from 2014 210,865.				
e Excess from 2015 220,560.				

Part XIV Private Operating Foundations (see instructions and Part VII-A, question 9) NOT APPLICABLE

1 a If the foundation has received a ruling or determination letter that it is a private operating foundation, and the ruling is effective for 2015, enter the date of the ruling ▶

b Check box to indicate whether the foundation is a private operating foundation described in section 4942(j)(3) or 4942(j)(5)

	Tax year	Prior 3 years			(e) Total
	(a) 2015	(b) 2014	(c) 2013	(d) 2012	
2 a Enter the lesser of the adjusted net income from Part I or the minimum investment return from Part X for each year listed					
b 85% of line 2a					
c Qualifying distributions from Part XII, line 4 for each year listed					
d Amounts included in line 2c not used directly for active conduct of exempt activities					
e Qualifying distributions made directly for active conduct of exempt activities Subtract line 2d from line 2c					
3 Complete 3a, b, or c for the alternative test relied upon					
a "Assets" alternative test - enter					
(1) Value of all assets					
(2) Value of assets qualifying under section 4942(j)(3)(B)(i)					
b "Endowment" alternative test - enter 2/3 of minimum investment return shown in Part X, line 6 for each year listed					
c "Support" alternative test - enter					
(1) Total support other than gross investment income (interest, dividends, rents payments on securities loans (section 512(a)(5)), or royalties)					
(2) Support from general public and 5 or more exempt organizations as provided in section 4942(j)(3)(B)(iii)					
(3) Largest amount of support from an exempt organization					
(4) Gross investment income					

Part XV Supplementary Information (Complete this part only if the foundation had \$5,000 or more in assets at any time during the year - see instructions.)

1 Information Regarding Foundation Managers:

a List any managers of the foundation who have contributed more than 2% of the total contributions received by the foundation before the close of any tax year (but only if they have contributed more than \$5,000) (See section 507(d)(2))

MICHAEL STERN

b List any managers of the foundation who own 10% or more of the stock of a corporation (or an equally large portion of the ownership of a partnership or other entity) of which the foundation has a 10% or greater interest

N/A

2 Information Regarding Contribution, Grant, Gift, Loan, Scholarship, etc., Programs:

Check here if the foundation only makes contributions to preselected charitable organizations and does not accept unsolicited requests for funds. If the foundation makes gifts, grants, etc (see instructions) to individuals or organizations under other conditions, complete items 2a, b, c, and d

a The name, address, and telephone number or e-mail address of the person to whom applications should be addressed

b The form in which applications should be submitted and information and materials they should include

c Any submission deadlines

d Any restrictions or limitations on awards, such as by geographical areas, charitable fields, kinds of institutions, or other factors

Part XV Supplementary Information (continued)

3 Grants and Contributions Paid During the Year or Approved for Future Payment

Recipient Name and address (home or business)	If recipient is an individual, show any relationship to any foundation manager or substantial contributor	Foundation status of recipient	Purpose of grant or contribution	Amount
<p>a Paid during the year SEE ATTACHED SCHEDULE</p>	NONE	PC	CHARITABLE	378,399.
Total				3a 378,399.
b Approved for future payment				
Total				3b

FORM 990-PF - PART IV
CAPITAL GAINS AND LOSSES FOR TAX ON INVESTMENT INCOME

Kind of Property		Description				P r o p e r t y	Date acquired	Date sold
Gross sale price less expenses of sale	Depreciation allowed/ allowable	Cost or other basis	FMV as of 12/31/69	Adj basis as of 12/31/69	Excess of FMV over adj basis		Gain or (loss)	
1,545,882.		PUBLICLY TRADED SECURITIES PROPERTY TYPE: SECURITIES 1,436,142.				P	VAR 109,740.	VAR
TOTAL GAIN (LOSS)					<u>109,740.</u>	

ATTACHMENT 1

FORM 990PF, PART I - DIVIDENDS AND INTEREST FROM SECURITIES

<u>DESCRIPTION</u>	<u>REVENUE AND EXPENSES PER BOOKS</u>	<u>NET INVESTMENT INCOME</u>
DIVIDENDS - NEUBERGER BERMAN	47,557.	47,557.
BOND INTEREST - NEUBERGER BERMAN	2,872.	2,872.
TOTAL	<u>50,429.</u>	<u>50,429.</u>

ATTACHMENT 2

FORM 990-PF, PART I - GROSS SALES LESS RETURNS AND ALLOWANCES

<u>DESCRIPTION</u>	<u>AMOUNT</u>
SALES	178,783.
TOTAL	<u>178,783.</u>

ATTACHMENT 3

FORM 990PF, PART I - OTHER INCOME

<u>DESCRIPTION</u>	<u>REVENUE AND EXPENSES PER BOOKS</u>	<u>NET INVESTMENT INCOME</u>
OTHER INCOME THROUGH BROOKFIELD K-1	2,368.	2,368.
OTHER INCOME THROUGH APOLLO GLOBAL K-1	4,227.	4,227.
TOTALS	<u>6,595.</u>	<u>6,595.</u>

ATTACHMENT 4

FORM 990PF, PART I - ACCOUNTING FEES

<u>DESCRIPTION</u>	<u>REVENUE AND EXPENSES PER BOOKS</u>	<u>NET INVESTMENT INCOME</u>	<u>ADJUSTED NET INCOME</u>	<u>CHARITABLE PURPOSES</u>
ACCOUNTING, TAX RETURN PREPARATION & CONSULTING FEES	50,630.	22,500.	5,630.	22,500.
TOTALS	<u>50,630.</u>	<u>22,500.</u>	<u>5,630.</u>	<u>22,500.</u>

ATTACHMENT 5

FORM 990PF, PART I - OTHER PROFESSIONAL FEES

<u>DESCRIPTION</u>	<u>REVENUE AND EXPENSES PER BOOKS</u>	<u>NET INVESTMENT INCOME</u>
INVESTMENT ADVISORY FEES	26,488.	26,488.
TOTALS	<u>26,488.</u>	<u>26,488.</u>

ATTACHMENT 6

FORM 990PF, PART I - TAXES

<u>DESCRIPTION</u>	<u>REVENUE AND EXPENSES PER BOOKS</u>	<u>NET INVESTMENT INCOME</u>	<u>ADJUSTED NET INCOME</u>	<u>CHARITABLE PURPOSES</u>
FOREIGN TAX	710.	710.		
PAYROLL TAXES	15,200.	4,705.	5,791.	4,704.
LESS: PAYROLL TAXES ALLOCATED AND REIMBURSED	-2,666.	-1,333.	10,076.	-1,333.
REAL ESTATE TAXES	10,076.			
EXCISE TAX	4,000.			
TOTALS	<u>27,320.</u>	<u>4,082.</u>	<u>15,867.</u>	<u>3,371.</u>

ATTACHMENT 7

FORM 990PF, PART I - OTHER EXPENSES

DESCRIPTION	REVENUE AND EXPENSES PER BOOKS	NET INVESTMENT INCOME	ADJUSTED NET INCOME	CHARITABLE PURPOSES
NYS FILING FEE	250.			250.
FILING FEES	331.			331.
TRAINING EXPENSE	55,900.	27,950.		27,950.
TELEPHONE	9,421.	4,711.		4,710.
COMPUTER SUPPORT	2,798.	756.	1,287.	755.
DUES & SUBSCRIPTIONS	636.	318.		318.
OFFICE EXPENSES	24,034.	11,725.	585.	11,724.
OFFICE REPAIRS/RENTAL	2,026.	393.	1,240.	393.
INSURANCE	13,066.	6,533.		6,533.
POSTAGE	2,294.	823.	647.	824.
EXPENSES THRU BROOKFIELD K-1	179.	179.		
EXPENSES THRU APOLLO K-1	81.	81.		
TOTALS	111,016.	53,469.	3,759.	53,788.

ATTACHMENT 8

FORM 990PF, PART II - CORPORATE STOCK

<u>DESCRIPTION</u>	<u>BEGINNING BOOK VALUE</u>	<u>ENDING BOOK VALUE</u>	<u>ENDING FMV</u>
NEUBERGER BERMAN-SEE SCHEDULE	744,373.	754,061.	893,929.
NEUBERGER BERMAN2-SEE SCHEDULE	1,113,973.	963,890.	1,311,845.
TOTALS	<u>1,858,346.</u>	<u>1,717,951.</u>	<u>2,205,774.</u>

ATTACHMENT 9

FORM 990PF, PART II - CORPORATE BONDS

<u>DESCRIPTION</u>	<u>BEGINNING BOOK VALUE</u>	<u>ENDING BOOK VALUE</u>	<u>ENDING FMV</u>
NEUBERGER BERMAN -SEE SCHEDULE	35,738.	76,375.	74,313.
TOTALS	<u>35,738.</u>	<u>76,375.</u>	<u>74,313.</u>

ATTACHMENT 10

FORM 990PF, PART II - OTHER INVESTMENTS

<u>DESCRIPTION</u>	<u>BEGINNING BOOK VALUE</u>	<u>ENDING BOOK VALUE</u>	<u>ENDING FMV</u>
INSTITUTIONAL DIVERSIFIED LTD	225,000.	-250,000.	1,067,451.
INSTITUTIONAL INVESTMENT FUND	625,000.	375,000.	1,455,021.
BROOKFIELD INFRASTRUCTURE PART	25,182.	25,257.	37,910.
APOLLO GLOBAL MGMT LLC	98,221.	93,939.	65,274.
LAFAYETTE STREET FUND OFFSHORE		750,000.	700,590.
SEG PARTNERS OFFSHORE LTD		750,000.	807,411.
TOTALS	<u>973,403.</u>	<u>1,744,196.</u>	<u>4,133,657.</u>

LAND, BUILDINGS, EQUIPMENT NOT HELD FOR INVESTMENT

ATTACHMENT 11

ASSET DESCRIPTION	METHOD/ CLASS	FIXED ASSET DETAIL			ACCUMULATED DEPRECIATION DETAIL		
		BEGINNING BALANCE	ADDITIONS	ENDING BALANCE	BEGINNING BALANCE	ADDITIONS	ENDING BALANCE
ALARM SYSTEM	M7	1,911		1,911	1,911		1,911
LEASEHOLD IMPROVE	M39	24,280		24,280	7,658	623	8,281
COMPUTER	M5	772		772	771		771
FURNITURE	M7	5,299		5,299	5,299		5,299
COMPUTER	M5	9,526		9,526	9,525		9,525
OFFICE IMPROVE	M39	4,096		4,096	792	105	897
LEASE ACQUISITION	SL	5,750		5,750	5,750		5,750
FURNITURE	DDB	182		182	171	3	174
LEASEHOLD IMPROVEM	SL	47,265		47,265	23,891	3,151	27,042
OFFICE IMPROVEMENT	SL	1,430		1,430	298	149	447
TOTALS		<u>100,511</u>		<u>100,511</u>	<u>56,066</u>		<u>60,087</u>

ATTACHMENT 12

FORM 990PF, PART II - OTHER ASSETS

<u>DESCRIPTION</u>	<u>BEGINNING BOOK VALUE</u>	<u>ENDING BOOK VALUE</u>	<u>ENDING FMV</u>
SECURITY DEPOSIT	29,250.	29,250.	29,250.
PREPAID EXPENSE		6,862.	6,862.
TOTALS	<u>29,250.</u>	<u>36,112.</u>	<u>36,112.</u>

ATTACHMENT 13

FORM 990PF, PART II - OTHER LIABILITIES

<u>DESCRIPTION</u>	<u>BEGINNING BOOK VALUE</u>	<u>ENDING BOOK VALUE</u>
SALES TAX PAYABLE	1,644.	1,547.
GIFT CERTIFICATES PAYABLE	3,197.	3,744.
TOTALS	<u>4,841.</u>	<u>5,291.</u>

ATTACHMENT 14

FORM 990PF, PART III - OTHER DECREASES IN NET WORTH OR FUND BALANCES

<u>DESCRIPTION</u>	<u>AMOUNT</u>
NON-DEDUCTIBLE CONTRIBUTION	11,768.
TOTAL	<u>11,768.</u>

FORM 990PF, PART VIII - LIST OF OFFICERS, DIRECTORS, AND TRUSTEES

ATTACHMENT 15

<u>NAME AND ADDRESS</u>	<u>TITLE AND AVERAGE HOURS PER WEEK DEVOTED TO POSITION</u>	<u>COMPENSATION</u>	<u>CONTRIBUTIONS TO EMPLOYEE BENEFIT PLANS</u>	<u>EXPENSE ACCT AND OTHER ALLOWANCES</u>
MICHAEL STERN C/O ANCHIN BLOCK & ANCHIN LLP 1375 BROADWAY NEW YORK, NY 10018	PRES/TREAS 20.00	10,000.	6,264.	0.
MARJORIE STERN C/O ANCHIN BLOCK & ANCHIN LLP 1375 BROADWAY NEW YORK, NY 10018	SECRETARY 20.00	0.	0.	0.
MARK STERN C/O ANCHIN BLOCK & ANCHIN LLP 1375 BROADWAY NEW YORK, NY 10018	DIRECTOR 1.00	0.	0.	0.
RICKI STERN C/O ANCHIN BLOCK & ANCHIN LLP 1375 BROADWAY NEW YORK, NY 10018	DIRECTOR 1.00	0.	0.	0.
GRAND TOTALS		<u>10,000.</u>	<u>6,264.</u>	<u>0.</u>

FORM 990-PF, PART XVI-A - ANALYSIS OF OTHER REVENUE

ATTACHMENT 16

<u>DESCRIPTION</u>	<u>BUSINESS CODE</u>	<u>AMOUNT</u>	<u>EXCLUSION CODE</u>	<u>AMOUNT</u>	<u>RELATED OR EXEMPT FUNCTION INCOME</u>
GROSS PROFIT ON SALES			18	83,445.	
OTHER INCOME THROUGH BROOKFIELD K-1			18	2,368.	
OTHER INCOME APOLLO GLOBAL MANAGEMENT LLC			18	4,227.	
TOTALS				<u>90,040.</u>	

Description of Property

DEPRECIATION

Asset description	Date placed in service	Unadjusted Cost or basis	Bus. %	179 exp reduction in basis	Basis Reduction	Basis for depreciation	Beginning Accumulated depreciation	Ending Accumulated depreciation	Me-thod	Conv	Life	ACRS class	MA CRS class	Current-year 179 expense	Current-year depreciation
ALARM SYSTEM	09/01/2002	1,911	100.000			1,911.	1,911	1,911	200DB	HY			7		
LEASEHOLD IMPROVE	09/01/2002	24,280	100.000			24,280	7,658	8,281	SL	MM			39		623
COMPUTER	12/19/2007	772	100.000			772	771	771	200DB	HY			5		
FURNITURE	07/30/2007	5,299	100.000			5,299	5,299	5,299	200DB	HY			7		
COMPUTER	07/30/2007	9,526	100.000			9,526	9,525	9,525	200DB	HY			5		
OFFICE IMPROVE	06/30/2007	4,096	100.000			4,096.	792	897	SL	MM			39		105
LEASE ACQUISITION	07/30/2007	5,750	100.000			5,750	5,750	5,750	SL		5.000				
FURNITURE	02/26/2008	182	100.000			182	171	174	DDB		7.000				3
LEASEHOLD IMPROVEM	08/01/2007	47,265	100.000			47,265	23,891	27,042	SL		15.000				3,151
OFFICE IMPROVEMENT	01/01/2013	1,430	100.000			1,430	298	447	SL		9.600				149
Less Retired Assets															
Subtotals		100,511				100,511	56,066	60,097							4,031

Listed Property

Asset description	Date placed in service	Cost or basis	Accumulated amortization	Ending accumulated amortization	Code	Life	Current-year amortization
Less Retired Assets							
Subtotals		100,511	56,066	60,097			4,031

AMORTIZATION

Asset description	Date placed in service	Cost or basis	Accumulated amortization	Ending accumulated amortization	Code	Life	Current-year amortization
Less Retired Assets							
TOTALS		100,511	56,066	60,097			4,031

*Assets Retired

JSA

5X9024 1 000

The Big Wood Foundation
EIN#: 13-3440362
Tax Year Ended December 31, 2015

Election to Satisfy Distribution Requirements
IRC Sections 170(b)(1)(E)(ii) and 4942(g)(3)

Pursuant to Reg. 53.4942(a)-3(c)(2)(iv), the above referenced foundation hereby elects to treat, as current distribution out of corpus, the following unused prior tax year's distributions that were treated as corpus distributions under Reg. 53(a)-3(d)(1)(iii) in such prior tax year:

<u>Tax Year</u>	<u>Amount</u>
2011	\$ <u>66,000</u>
Total Amount	\$ <u>66,000</u>


Signature _____ Date 8/8/16

Michael Stearn
Name


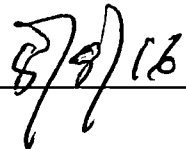
President
Title

The Big Wood Foundation
EIN#: 13-3440362
Tax Year Ended December 31, 2015

Election to Treat Current Year Qualifying Distributions as Being Made out of Corpus

Pursuant to IRC Section 4942(h)(2) and Regulation 53.4942(a)-3(d)(2), the above referenced foundation hereby elects to treat current year qualifying distributions in excess of the immediately preceding tax year's undistributed income as being made out of corpus.

Amount of Election **\$386,695**

Signature Date

Michael Stern

Name

Pres./Treas.

Title

The Big Wood Foundation
 Grants Made
 December 31, 2015

Donee	Amount
59E 59 Theater	500 00
American Associates National Theatre	2,370 00
ABA Fund for Justice & Education	258 00
Ackerman Institute	500 00
Actors' Fund of America	1,894 00
Ars Nova	250 00
Atlantic Theater Company	1,000 00
Brooklyn Academy of Music	2 500 00
Barrington Stage Company	250 00
Broadway Housing Communities	1,000 00
Bronxchester Boxing, Inc	2 500 00
Central Park Conservancy	500 00
Champlain College	500 00
Dartmouth Coach	3,677 70
Children's Aid Society	67 309 68
Colorado College	15,000 00
Construct	500 00
Dartmouth Center for Service	5,000 00
Dartmouth College Fund	3 000 00
Dartmouth Partners In Community Services	2,500 00
Donda's House Inc	5,500 00
Equal Justice Initiative	13,670 00
Ethical Culture Fieldston School	5,000 00
The Flea Theater	250 00
Food for Needy, Inc	500 00
Fred Dolan Art Academy	1,000 00
Friends of Khmer Culture, Inc	500 00
Friends Without a Border	13,380 00
The Gershon Jacobson Jewish Continuity Foundation	1,900 00
Helping Hands	1,000 00
Irish Arts Center	1,000 00
Jercho Project	680 00
Juvenile Diabetes	100 00
Lee Pesky Learning Center	10,000 00
Lincoln Center Theater	1,269 00
Mark Taper Forum	2,500 00
MCC Theater	500 00
Metropolitan Museum of Art	1 140 00
Metropolitan Opera	18,115 00
Mt Sinai Medical Center	15,000 00
Museum of Modern Art	1,376 00
Neue Gallery	410 00
New York University	25,000 00
NYU School of Law	2,000 00
Philanthropy Roundtable	500 00
Primary Stages	640 00
Public Theater	1,200 00
SDBF	3,000 00
Second Stage Theater	500 00
Signature Theatre	750 00
Solving Kids' Cancer	500 00
Spring of Hope School	1,000 00
St Ann's Warehouse	1 100 00
Team Rubicon	35,500 00
The Dartmouth	100 00
The Denan Project, Inc	500 00
Theatre for a New Audience	2,500 00
Thirteen WNET	500 00
Trinity School	2,500 00
Trustees of Dartmouth College	5,000 00
Tuck Annual Giving	2,500 00
Turnaround for Children, Inc	1,000 00
Vera Institute	5,000 00
Vineyard Theater	2,140 00
Washington Community Fund, Inc	100 00
Western Connecticut Health Network Foundation	1,000 00
Whitney Museum of American Art	1,348 00
Willows Community School	32,500 00
Women Make Movies	40,000 00
Yale University	12,500 00
Total Part I col d line 25	386,677 38
Less voided checks	
Daryl Hunt Project	-5,000 00
Yes Program	-3,278 00
Total Part I col a line 25	378,399 38

Anchin Block & Anchin LLP
PORTFOLIO APPRAISAL
The Big Wood Foundation NB #550-01879
YG032

December 31, 2015

Quantity	Security	Unit Cost	Total Cost	Price	Market Value	Pct. Assets	Unit Income	Annual Income	Cur. Yield
COMMON STOCK									
1,975	AERCAP HOLDINGS NV	45.01	88,890.41	43.16	85,241.00	6.2	0.000	0.00	0.0
1,500	ANADARKO PETROLEUM CORP	41.17	61,756.75	48.58	72,870.00	5.3	0.300	450.00	0.6
1,000	ANTHEM INC.	67.61	67,611.20	139.44	139,440.00	10.1	0.000	0.00	0.0
600	APACHE CORP	65.73	39,438.60	44.47	26,682.00	1.9	0.280	168.00	0.6
700	CALATLANTIC GROUP INC.	37.20	26,039.16	37.92	26,544.00	1.9	0.000	0.00	0.0
1,000	CIGNA CORP	77.55	77,551.40	146.33	146,330.00	10.6	3.320	3,320.00	2.3
2,800	CISCO SYS INC	23.91	66,947.16	27.15	76,034.00	5.5	0.000	0.00	0.0
1,800	DELTA AIR LINE INC	18.69	33,649.92	50.69	91,242.00	6.6	0.200	360.00	0.4
150	GOLDMAN SACHS GROUP INC.	193.73	29,058.99	180.23	27,034.50	2.0	0.000	0.00	0.0
1,325	J.P MORGAN CHASE & CO.	61.52	81,511.99	66.03	87,489.75	6.3	1.280	1,696.00	1.9
1,300	LINCOLN NATIONAL CORP	58.16	75,609.95	50.26	65,338.00	4.7	1.960	2,548.00	3.9
600	LYONDELLBASELL INDUSTRIES NV -A-SHS	88.15	52,888.32	86.90	52,140.00	3.8	0.000	0.00	0.0

Anchin Block & Anchin LLP
PORTFOLIO APPRAISAL
The Big Wood Foundation NB #550-01879
YG032

December 31, 2015

Quantity	Security	Unit Cost	Total Cost	Price	Market Value	Pct. Assets	Unit Income	Annual Income	Cur. Yield
2,000	METLIFE INC.	46.75	93,508.20	48.21	96,420.00	7.0	0.000	0.00	0.0
750	OCCIDENTAL PETE CORP	44.15	33,112.87	67.61	50,707.50	3.7	1.000	750.00	1.5
1,000	ORACLE CORP.	36.41	36,410.60	36.53	36,530.00	2.6	0.000	0.00	0.0
675	PIONEER NATURAL RESOURCES CO.	51.79	34,958.32	125.38	84,631.50	6.1	0.050	33.75	0.0
500	REINSURANCE GROUP OF AMERICA	38.09	19,047.03	85.55	42,775.00	3.1	0.240	120.00	0.3
925	TRAVELERS COMPANIES INC.	49.62	45,898.65	112.86	104,395.50	7.5	0.000	0.00	0.0
			963,889.52		1,311,844.75	99.6		9,445.75	0.7

Anchin Block & Anchin LLP
PORTFOLIO APPRAISAL
THE BIG WOOD FOUNDATION - Neuberger Berman #550-05929
YG034

December 31, 2015

Quantity	Security	Unit Cost	Total Cost	Price	Market Value	Pct. Assets	Unit Income	Annual Income	Cur. Yield
CORPORATE BONDS									
25,000	EQUINIX INC SR NOTE	100.00	25,000.00	102.50	25,625.00	2.3	5.375	1,343.75	5.2
25,000	5.375% Due 01-01-22 COVANTA HOLDING CORP SENIOR NOTES	107.00	26,750.00	99.50	24,875.00	2.2	6.375	1,593.75	6.4
25,000	6.375% Due 10-01-22 BANK OF AMERICA CORP JR SUB NOTES	98.50	24,625.00	95.25	23,812.50	2.1	5.125	1,281.25	5.4
	5.125% Due 12-29-49		76,375.00		74,312.50	6.7		4,218.75	5.7
COMMON STOCK									
425	ADOBE SYS INC	79.80	33,916.66	93.94	39,924.50	3.6	0.200	85.00	0.2
200	ALLERGAN PLC	272.35	54,469.59	312.50	62,500.00	5.6	0.520	104.00	0.2
400	AMERICAN TOWER CORP NEW REIT	23.48	9,391.56	96.95	38,780.00	3.5	0.000	0.00	0.0
100	BLACKROCK INC.	202.53	20,252.54	340.52	34,052.00	3.1	0.400	40.00	0.1
300	COSTCO WHSL CORP. NEW	142.03	42,607.97	161.50	48,450.00	4.4	0.000	0.00	0.0

Anchin Block & Anchin LLP
PORTFOLIO APPRAISAL
THE BIG WOOD FOUNDATION - Neuberger Berman #550-05929
YG034

December 31, 2015

Quantity	Security	Unit Cost	Total Cost	Price	Market Value	Pct. Assets	Unit Income	Annual Income	Cur. Yield
500	CROWN CASTLE INTERNATIONAL CORP	78.28	39,138.35	86.45	43,225.00	3.9	0.000	0.00	0.0
250	CVS/CAREMARK CORP.	100.78	25,194.43	97.77	24,442.50	2.2	0.440	110.00	0.5
325	DELPHI AUTOMOTIVE SYSTEMS	45.40	14,755.52	85.73	27,862.25	2.5	0.000	0.00	0.0
175	FEDEX CORP.	149.36	26,138.56	148.99	26,073.25	2.4	0.000	0.00	0.0
1,031	GENERAL ELECTRIC CO.	25.33	26,120.08	31.15	32,115.65	2.9	0.640	659.84	2.1
300	INTUIT INC	78.19	23,456.56	96.50	28,950.00	2.6	0.000	0.00	0.0
1,000	ITC HOLDINGS CORP.	16.87	16,870.16	39.25	39,250.00	3.5	0.000	0.00	0.0
500	J.P. MORGAN CHASE & CO.	59.81	29,905.55	66.03	33,015.00	3.0	1.280	640.00	1.9
275	KIMBERLY CLARK CORP	111.62	30,695.03	127.30	35,007.50	3.2	0.960	264.00	0.8
350	MASTERCARD INC CL A	86.49	30,272.48	97.36	34,076.00	3.1	0.000	0.00	0.0
250	NEXTERA ENERGY INC.	80.52	20,131.00	103.89	25,972.50	2.3	0.000	0.00	0.0
1,200	PAYPAL HOLDINGS INC.	34.83	41,800.23	36.20	43,440.00	3.9	0.000	0.00	0.0
125	PPG INDUSTRIES	106.48	13,310.25	98.82	12,352.50	1.1	1.360	170.00	1.4
325	PROCTER & GAMBLE CO	76.77	24,950.41	79.41	25,808.25	2.3	1.010	328.25	1.3

Anchin Block & Anchin LLP
PORTFOLIO APPRAISAL
THE BIG WOOD FOUNDATION - Neuberger Berman #550-05929
YG034

December 31, 2015

Quantity	Security	Unit Cost	Total Cost	Price	Market Value	Pct. Assets	Unit Income	Annual Income	Cur. Yield
850	SERVICE CORP INTERNATIONAL	28.22	23,990.74	26.02	22,117.00	2.0	0.300	255.00	1.2
65	SHERWIN WILLIAMS CO.	243.65	15,837.14	259.60	16,874.00	1.5	0.000	0.00	0.0
1,267	SYNCHRONY FINANCIAL	28.29	35,842.77	30.41	38,529.47	3.5	0.000	0.00	0.0
275	UNION PACIFIC CORP	87.23	23,988.53	78.20	21,505.00	1.9	1.720	473.00	2.2
400	UNITEDHEALTH GROUP INC.	120.29	48,117.65	117.64	47,056.00	4.2	0.000	0.00	0.0
350	VERISK ANALYTICAL INC CLASS A	59.95	20,983.27	76.88	26,908.00	2.4	0.000	0.00	0.0
850	VERIZON COMMUNICATIONS	45.44	38,621.79	46.22	39,287.00	3.5	0.000	0.00	0.0
550	ZOETIS INC.	42.37	23,301.80	47.92	26,356.00	2.4	0.000	0.00	0.0
			754,060.61		893,929.37	84.1		3,129.09	0.3