



See a Social Security Number? Say Something!  
Report Privacy Problems to <https://public.resource.org/privacy>  
Or call the IRS Identity Theft Hotline at 1-800-908-4490



For calendar year 2014, or tax year beginning 12-01-2014 , and ending 11-30-2015

Name of foundation The Vadasz Family Foundation		<b>A Employer identification number</b>  77-0469457	
Number and street (or P O box number if mail is not delivered to street address) PO Box 1347		<b>B Telephone number</b> (see instructions)  (707) 938-3014	
City or town, state or province, country, and ZIP or foreign postal code Sonoma, CA 95476		<b>C</b> If exemption application is pending, check here <input type="checkbox"/>	
<b>G</b> Check all that apply <input type="checkbox"/> Initial return <input type="checkbox"/> Initial return of a former public charity <input type="checkbox"/> Final return <input type="checkbox"/> Amended return <input type="checkbox"/> Address change <input type="checkbox"/> Name change		<b>D 1.</b> Foreign organizations, check here <input type="checkbox"/> <b>2.</b> Foreign organizations meeting the 85% test, check here and attach computation <input type="checkbox"/>	
<b>H</b> Check type of organization <input checked="" type="checkbox"/> Section 501(c)(3) exempt private foundation <input type="checkbox"/> Section 4947(a)(1) nonexempt charitable trust <input type="checkbox"/> Other taxable private foundation		<b>E</b> If private foundation status was terminated under section 507(b)(1)(A), check here <input type="checkbox"/>	
<b>I</b> Fair market value of all assets at end of year (from Part II, col. (c), line 16) <input checked="" type="checkbox"/> \$ 17,384,771		<b>F</b> If the foundation is in a 60-month termination under section 507(b)(1)(B), check here <input type="checkbox"/>	
<b>J</b> Accounting method <input type="checkbox"/> Cash <input checked="" type="checkbox"/> Accrual <input type="checkbox"/> Other (specify) _____ (Part I, column (d) must be on cash basis.)			

Part I Analysis of Revenue and Expenses (The total of amounts in columns (b), (c), and (d) may not necessarily equal the amounts in column (a) (see instructions) )		(a) Revenue and expenses per books	(b) Net investment income	(c) Adjusted net income	(d) Disbursements for charitable purposes (cash basis only)
Revenue	1 Contributions, gifts, grants, etc , received (attach schedule) . . . . .	783,319			
	2 Check <input checked="" type="checkbox"/> if the foundation is <b>not</b> required to attach Sch B . . . . .				
	3 Interest on savings and temporary cash investments				
	4 Dividends and interest from securities. . . . .	611,917	611,917		
	5a Gross rents . . . . .				
	b Net rental income or (loss) _____				
	6a Net gain or (loss) from sale of assets not on line 10	428,175			
	b Gross sales price for all assets on line 6a 21,437,041				
	7 Capital gain net income (from Part IV, line 2) . . .		428,175		
	8 Net short-term capital gain . . . . .				
	9 Income modifications . . . . .				
	10a Gross sales less returns and allowances				
	b Less Cost of goods sold . . . . .				
	c Gross profit or (loss) (attach schedule) . . . . .				
	11 Other income (attach schedule) . . . . .				
	12 <b>Total.</b> Add lines 1 through 11 . . . . .	1,823,411	1,040,092		
Operating and Administrative Expenses	13 Compensation of officers, directors, trustees, etc	85,858			64,394
	14 Other employee salaries and wages . . . . .	32,729			8,182
	15 Pension plans, employee benefits . . . . .	2,145			1,609
	16a Legal fees (attach schedule) . . . . .	1,485			1,485
	b Accounting fees (attach schedule) . . . . .	7,658	5,423		1,059
	c Other professional fees (attach schedule) . . . . .	8,470	8,470		
	17 Interest . . . . .				
	18 Taxes (attach schedule) (see instructions) . . . . .	29,168			5,372
	19 Depreciation (attach schedule) and depletion . . . . .	560			
	20 Occupancy . . . . .	13,915			5,886
	21 Travel, conferences, and meetings . . . . .	376			376
	22 Printing and publications . . . . .				
	23 Other expenses (attach schedule) . . . . .	18,591	8,043		6,255
	24 <b>Total operating and administrative expenses.</b> Add lines 13 through 23 . . . . .	200,955	21,936		94,618
	25 Contributions, gifts, grants paid . . . . .	1,935,154			1,935,154
	26 <b>Total expenses and disbursements.</b> Add lines 24 and 25	2,136,109	21,936		2,029,772
	27 Subtract line 26 from line 12				
	a <b>Excess of revenue over expenses and disbursements</b>	-312,698			
	b <b>Net investment income</b> (if negative, enter -0-)		1,018,156		
	c <b>Adjusted net income</b> (if negative, enter -0-)				

Part II Balance Sheets		Attached schedules and amounts in the description column should be for end-of-year amounts only (See instructions )	Beginning of year	End of year	
			(a) Book Value	(b) Book Value	(c) Fair Market Value
Assets	1	Cash—non-interest-bearing . . . . .	194	194	194
	2	Savings and temporary cash investments . . . . .	77,359	215,167	215,167
	3	Accounts receivable ▶ _____ Less allowance for doubtful accounts ▶ _____			
	4	Pledges receivable ▶ _____ Less allowance for doubtful accounts ▶ _____			
	5	Grants receivable . . . . .			
	6	Receivables due from officers, directors, trustees, and other disqualified persons (attach schedule) (see instructions) . . . . .			
	7	Other notes and loans receivable (attach schedule) ▶ _____ 363,302 Less allowance for doubtful accounts ▶ _____	473,821	363,302	363,302
	8	Inventories for sale or use . . . . .			
	9	Prepaid expenses and deferred charges . . . . .		7,129	7,129
	10a	Investments—U S and state government obligations (attach schedule)			
	b	Investments—corporate stock (attach schedule) . . . . .	9,307,838	8,835,089	8,835,089
	c	Investments—corporate bonds (attach schedule). . . . .	1,399,225	945,991	945,991
	11	Investments—land, buildings, and equipment basis ▶ _____ Less accumulated depreciation (attach schedule) ▶ _____			
	12	Investments—mortgage loans . . . . .			
	13	Investments—other (attach schedule) . . . . .	7,301,688	7,016,441	7,016,441
	14	Land, buildings, and equipment basis ▶ _____ 13,876 Less accumulated depreciation (attach schedule) ▶ _____ 12,418	2,087	1,458	1,458
15	Other assets (describe ▶ _____)	600			
16	Total assets (to be completed by all filers—see the instructions Also, see page 1, item I)	18,562,812	17,384,771	17,384,771	
Liabilities	17	Accounts payable and accrued expenses . . . . .			
	18	Grants payable . . . . .			
	19	Deferred revenue . . . . .			
	20	Loans from officers, directors, trustees, and other disqualified persons			
	21	Mortgages and other notes payable (attach schedule) . . . . .			
	22	Other liabilities (describe ▶ _____)	14,619	298	
	23	Total liabilities (add lines 17 through 22) . . . . .	14,619	298	
Net Assets or Fund Balances	Foundations that follow SFAS 117, check here ▶ <input checked="" type="checkbox"/> and complete lines 24 through 26 and lines 30 and 31.				
	24	Unrestricted . . . . .	18,548,193	17,384,473	
	25	Temporarily restricted . . . . .			
	26	Permanently restricted . . . . .			
	Foundations that do not follow SFAS 117, check here ▶ <input type="checkbox"/> and complete lines 27 through 31.				
	27	Capital stock, trust principal, or current funds . . . . .			
	28	Paid-in or capital surplus, or land, bldg , and equipment fund			
	29	Retained earnings, accumulated income, endowment, or other funds			
	30	Total net assets or fund balances (see instructions) . . . . .	18,548,193	17,384,473	
	31	Total liabilities and net assets/fund balances (see instructions) . . .	18,562,812	17,384,771	

Part III Analysis of Changes in Net Assets or Fund Balances		
1	Total net assets or fund balances at beginning of year—Part II, column (a), line 30 (must agree with end-of-year figure reported on prior year’s return) . . . . .	18,548,193
2	Enter amount from Part I, line 27a . . . . .	-312,698
3	Other increases not included in line 2 (itemize) ▶ _____	
4	Add lines 1, 2, and 3 . . . . .	18,235,495
5	Decreases not included in line 2 (itemize) ▶ _____	851,022
6	Total net assets or fund balances at end of year (line 4 minus line 5)—Part II, column (b), line 30 .	17,384,473

Part IV

Capital Gains and Losses for Tax on Investment Income

(a) List and describe the kind(s) of property sold (e g , real estate, 2-story brick warehouse, or common stock, 200 shs MLC Co )		(b) How acquired P—Purchase D—Donation	(c) Date acquired (mo , day, yr )	(d) Date sold (mo , day, yr )
1 a Capital Gain Dividends				
b				
c				
d				
e				

(e) Gross sales price	(f) Depreciation allowed (or allowable)	(g) Cost or other basis plus expense of sale	(h) Gain or (loss) (e) plus (f) minus (g)
a			
b			123,022
c			
d			
e			

Complete only for assets showing gain in column (h) and owned by the foundation on 12/31/69			(I) Gains (Col (h) gain minus col (k), but not less than -0-) or Losses (from col (h))
(i) F M V as of 12/31/69	(j) Adjusted basis as of 12/31/69	(k) Excess of col (i) over col (j), if any	
a			
b			
c			
d			
e			

2 Capital gain net income or (net capital loss)	{ If gain, also enter in Part I, line 7 If (loss), enter -0- in Part I, line 7 }	2	428,175
3 Net short-term capital gain or (loss) as defined in sections 1222(5) and (6)  If gain, also enter in Part I, line 8, column (c) (see instructions) If (loss), enter -0- in Part I, line 8 . . . . .	}	3	-183,778

Part V

Qualification Under Section 4940(e) for Reduced Tax on Net Investment Income

(For optional use by domestic private foundations subject to the section 4940(a) tax on net investment income )

If section 4940(d)(2) applies, leave this part blank

Was the foundation liable for the section 4942 tax on the distributable amount of any year in the base period? ☐ Yes ☒ No

If "Yes," the foundation does not qualify under section 4940(e) Do not complete this part

1 Enter the appropriate amount in each column for each year, see instructions before making any entries

(a) Base period years Calendar year (or tax year beginning in)	(b) Adjusted qualifying distributions	(c) Net value of noncharitable-use assets	(d) Distribution ratio (col (b) divided by col (c))
2013	2,191,246	17,521,798	0 12506
2012	2,401,719	16,990,911	0 14135
2011	2,788,781	17,766,806	0 15697
2010	2,443,692	17,929,898	0 13629
2009	2,129,151	18,582,262	0 11458

2 Total of line 1, column (d). . . . .	2	0 67425
3 Average distribution ratio for the 5-year base period—divide the total on line 2 by 5, or by the number of years the foundation has been in existence if less than 5 years . . . .	3	0 13485
4 Enter the net value of noncharitable-use assets for 2014 from Part X, line 5. . . . .	4	17,015,457
5 Multiply line 4 by line 3. . . . .	5	2,294,534
6 Enter 1% of net investment income (1% of Part I, line 27b). . . . .	6	10,182
7 Add lines 5 and 6. . . . .	7	2,304,716
8 Enter qualifying distributions from Part XII, line 4. . . . .	8	2,029,772

If line 8 is equal to or greater than line 7, check the box in Part VI, line 1b, and complete that part using a 1% tax rate See  
the Part VI instructions

Part VIExcise Tax Based on Investment Income (Section 4940(a), 4940(b), 4940(e), or 4948—see page 18 of the instructions)

1a		Exempt operating foundations described in section 4940(d)(2), check here <input type="checkbox"/> and enter "N/A" on line 1			
b		Domestic foundations that meet the section 4940(e) requirements in Part V, check here <input type="checkbox"/> and enter 1% of Part I, line 27b . . . . .		1	20,363
c		All other domestic foundations enter 2% of line 27b. Exempt foreign organizations enter 4% of Part I, line 12, col. (b)			
2		Tax under section 511 (domestic section 4947(a)(1) trusts and taxable foundations only. Others enter -0-)		2	
3		Add lines 1 and 2. . . . .		3	20,363
4		Subtitle A (income) tax (domestic section 4947(a)(1) trusts and taxable foundations only. Others enter -0-)		4	
5		Tax based on investment income. Subtract line 4 from line 3. If zero or less, enter -0- . . . . .		5	20,363
6		Credits/Payments			
a		2014 estimated tax payments and 2013 overpayment credited to 2014	6a	27,520	
b		Exempt foreign organizations—tax withheld at source . . . . .	6b		
c		Tax paid with application for extension of time to file (Form 8868) . . . . .	6c		
d		Backup withholding erroneously withheld . . . . .	6d		
7		Total credits and payments. Add lines 6a through 6d. . . . .		7	27,520
8		Enter any penalty for underpayment of estimated tax. Check here <input checked="" type="checkbox"/> if Form 2220 is attached		8	28
9		Tax due. If the total of lines 5 and 8 is more than line 7, enter amount owed . . . . .		9	
10		Overpayment. If line 7 is more than the total of lines 5 and 8, enter the amount overpaid. . . . .		10	7,129
11		Enter the amount of line 10 to be Credited to 2015 estimated tax  7,129 Refunded		11	

Part VII-AStatements Regarding Activities

1a	During the tax year, did the foundation attempt to influence any national, state, or local legislation or did it participate or intervene in any political campaign? . . . . .	1a	Yes	No
b	Did it spend more than \$100 during the year (either directly or indirectly) for political purposes (see Instructions for definition)? . . . . . <i>If the answer is "Yes" to 1a or 1b, attach a detailed description of the activities and copies of any materials published or distributed by the foundation in connection with the activities.</i>	1b		No
c	Did the foundation file Form 1120-POL for this year? . . . . .	1c		No
d	Enter the amount (if any) of tax on political expenditures (section 4955) imposed during the year (1) On the foundation  \$ (2) On foundation managers  \$			
e	Enter the reimbursement (if any) paid by the foundation during the year for political expenditure tax imposed on foundation managers  \$			
2	Has the foundation engaged in any activities that have not previously been reported to the IRS? . . . . . <i>If "Yes," attach a detailed description of the activities.</i>	2		No
3	Has the foundation made any changes, not previously reported to the IRS, in its governing instrument, articles of incorporation, or bylaws, or other similar instruments? <i>If "Yes," attach a conformed copy of the changes</i> . . . . .	3		No
4a	Did the foundation have unrelated business gross income of \$1,000 or more during the year? . . . . .	4a		No
b	If "Yes," has it filed a tax return on Form 990-T for this year? . . . . .	4b		No
5	Was there a liquidation, termination, dissolution, or substantial contraction during the year? . . . . . <i>If "Yes," attach the statement required by General Instruction T.</i>	5		No
6	Are the requirements of section 508(e) (relating to sections 4941 through 4945) satisfied either • By language in the governing instrument, or • By state legislation that effectively amends the governing instrument so that no mandatory directions that conflict with the state law remain in the governing instrument? . . . . .	6	Yes	
7	Did the foundation have at least \$5,000 in assets at any time during the year? <i>If "Yes," complete Part II, col. (c), and Part XV.</i> . . . . .	7	Yes	
8a	Enter the states to which the foundation reports or with which it is registered (see instructions) CA			
b	If the answer is "Yes" to line 7, has the foundation furnished a copy of Form 990-PF to the Attorney General (or designate) of each state as required by General Instruction G? <i>If "No," attach explanation.</i>	8b	Yes	
9	Is the foundation claiming status as a private operating foundation within the meaning of section 4942(j)(3) or 4942(j)(5) for calendar year 2014 or the taxable year beginning in 2014 (see instructions for Part XIV)? <i>If "Yes," complete Part XIV</i> . . . . .	9		No
10	Did any persons become substantial contributors during the tax year? <i>If "Yes," attach a schedule listing their names and addresses.</i> . . . . .	10		No

Part VII-A Statements Regarding Activities (continued)

11	At any time during the year, did the foundation, directly or indirectly, own a controlled entity within the meaning of section 512(b)(13)? If "Yes," attach schedule (see instructions).	11		No
12	Did the foundation make a distribution to a donor advised fund over which the foundation or a disqualified person had advisory privileges? If "Yes," attach statement (see instructions)	12		No
13	Did the foundation comply with the public inspection requirements for its annual returns and exemption application?	13	Yes	
Website address N/A				
14	The books are in care of Les L Vadasz Telephone no (707) 938-3014 Located at PO Box 1347 Sonoma CA ZIP+4 95476			
15	Section 4947(a)(1) nonexempt charitable trusts filing Form 990-PF in lieu of Form 1041 —Check here and enter the amount of tax-exempt interest received or accrued during the year.	15		
16	At any time during calendar year 2014, did the foundation have an interest in or a signature or other authority over a bank, securities, or other financial account in a foreign country?	16	Yes	No
See instructions for exceptions and filing requirements for FinCEN Form 114, Report of Foreign Bank and Financial Accounts (FBAR) If "Yes", enter the name of the foreign country				

Part VII-B Statements Regarding Activities for Which Form 4720 May Be Required

File Form 4720 if any item is checked in the "Yes" column, unless an exception applies.			Yes	No
1a	During the year did the foundation (either directly or indirectly)			
	(1) Engage in the sale or exchange, or leasing of property with a disqualified person?		Yes	No
	(2) Borrow money from, lend money to, or otherwise extend credit to (or accept it from) a disqualified person?		Yes	No
	(3) Furnish goods, services, or facilities to (or accept them from) a disqualified person?		Yes	No
	(4) Pay compensation to, or pay or reimburse the expenses of, a disqualified person?		Yes	No
	(5) Transfer any income or assets to a disqualified person (or make any of either available for the benefit or use of a disqualified person)?		Yes	No
	(6) Agree to pay money or property to a government official? (Exception. Check "No" if the foundation agreed to make a grant to or to employ the official for a period after termination of government service, if terminating within 90 days )		Yes	No
b	If any answer is "Yes" to 1a(1)–(6), did any of the acts fail to qualify under the exceptions described in Regulations section 53.4941(d)-3 or in a current notice regarding disaster assistance (see instructions)? Organizations relying on a current notice regarding disaster assistance check here.	1b		No
c	Did the foundation engage in a prior year in any of the acts described in 1a, other than excepted acts, that were not corrected before the first day of the tax year beginning in 2014?	1c		No
2	Taxes on failure to distribute income (section 4942) (does not apply for years the foundation was a private operating foundation defined in section 4942(j)(3) or 4942(j)(5))			
a	At the end of tax year 2014, did the foundation have any undistributed income (lines 6d and 6e, Part XIII) for tax year(s) beginning before 2014? If "Yes," list the years 20 , 20 , 20 , 20		Yes	No
b	Are there any years listed in 2a for which the foundation is not applying the provisions of section 4942(a)(2) (relating to incorrect valuation of assets) to the year's undistributed income? (If applying section 4942(a)(2) to all years listed, answer "No" and attach statement—see instructions )	2b		No
c	If the provisions of section 4942(a)(2) are being applied to any of the years listed in 2a, list the years here 20 , 20 , 20 , 20			
3a	Did the foundation hold more than a 2% direct or indirect interest in any business enterprise at any time during the year?		Yes	No
b	If "Yes," did it have excess business holdings in 2014 as a result of (1) any purchase by the foundation or disqualified persons after May 26, 1969, (2) the lapse of the 5-year period (or longer period approved by the Commissioner under section 4943(c)(7)) to dispose of holdings acquired by gift or bequest, or (3) the lapse of the 10-, 15-, or 20-year first phase holding period? (Use Schedule C, Form 4720, to determine if the foundation had excess business holdings in 2014.)	3b		No
4a	Did the foundation invest during the year any amount in a manner that would jeopardize its charitable purposes?	4a		No
b	Did the foundation make any investment in a prior year (but after December 31, 1969) that could jeopardize its charitable purpose that had not been removed from jeopardy before the first day of the tax year beginning in 2014?	4b		No

Part VII-B

Statements Regarding Activities for Which Form 4720 May Be Required (continued)

5a

During the year did the foundation pay or incur any amount to

(1)

Carry on propaganda, or otherwise attempt to influence legislation (section 4945(e))?

Yes

No

(2)

Influence the outcome of any specific public election (see section 4955), or to carry on, directly or indirectly, any voter registration drive?

Yes

No

(3)

Provide a grant to an individual for travel, study, or other similar purposes?

Yes

No

(4)

Provide a grant to an organization other than a charitable, etc , organization described in section 4945(d)(4)(A)? (see instructions).

Yes

No

(5)

Provide for any purpose other than religious, charitable, scientific, literary, or educational purposes, or for the prevention of cruelty to children or animals?

Yes

No

b

If any answer is "Yes" to 5a(1)–(5), did **any** of the transactions fail to qualify under the exceptions described in Regulations section 53.4945 or in a current notice regarding disaster assistance (see instructions)?

5b

No

Organizations relying on a current notice regarding disaster assistance check here.

c

If the answer is "Yes" to question 5a(4), does the foundation claim exemption from the tax because it maintained expenditure responsibility for the grant?

Yes

No

If "Yes," attach the statement required by Regulations section 53.4945–5(d).

6a

Did the foundation, during the year, receive any funds, directly or indirectly, to pay premiums on a personal benefit contract?

Yes

No

b

Did the foundation, during the year, pay premiums, directly or indirectly, on a personal benefit contract?

6b

No

If "Yes" to 6b, file Form 8870.

7a

At any time during the tax year, was the foundation a party to a prohibited tax shelter transaction?

Yes

No

b

If yes, did the foundation receive any proceeds or have any net income attributable to the transaction?

7b

No

Part VIII

Information About Officers, Directors, Trustees, Foundation Managers, Highly Paid Employees, and Contractors

1

List all officers, directors, trustees, foundation managers and their compensation (see instructions).

(a) Name and address	(b) Title, and average hours per week devoted to position	(c) Compensation (If not paid, enter -0-)	(d) Contributions to employee benefit plans and deferred compensation	(e) Expense account, other allowances
See Additional Data Table				

2

Compensation of five highest-paid employees (other than those included on line 1—see instructions). If none, enter "NONE."

(a) Name and address of each employee paid more than \$50,000	(b) Title, and average hours per week devoted to position	(c) Compensation	(d) Contributions to employee benefit plans and deferred compensation	(e) Expense account, other allowances
NONE				

Total

number of other employees paid over \$50,000.

Form 990-PF (2014)

**Part VIII** Information About Officers, Directors, Trustees, Foundation Managers, Highly Paid Employees, and Contractors *(continued)*

<b>3</b> Five highest-paid independent contractors for professional services (see instructions). If none, enter "NONE".		
(a) Name and address of each person paid more than \$50,000	(b) Type of service	(c) Compensation
NONE		
<b>Total</b> number of others receiving over \$50,000 for professional services. . . . .		

**Part IX-A** Summary of Direct Charitable Activities

List the foundation's four largest direct charitable activities during the tax year. Include relevant statistical information such as the number of organizations and other beneficiaries served, conferences convened, research papers produced, etc.	Expenses
<b>1</b>	
<b>2</b>	
<b>3</b>	
<b>4</b>	

**Part IX-B** Summary of Program-Related Investments (see instructions)

Describe the two largest program-related investments made by the foundation during the tax year on lines 1 and 2	Amount
<b>1</b>	
<b>2</b>	
All other program-related investments. See instructions.	
<b>3</b>	
<b>Total.</b> Add lines 1 through 3 . . . . .	



Part X

Minimum Investment Return (All domestic foundations must complete this part. Foreign foundations, see instructions.)

1	Fair market value of assets not used (or held for use) directly in carrying out charitable, etc , purposes		
a	Average monthly fair market value of securities. . . . .	1a	15,970,505
b	Average of monthly cash balances. . . . .	1b	231,431
c	Fair market value of all other assets (see instructions). . . . .	1c	1,072,640
d	Total (add lines 1a, b, and c). . . . .	1d	17,274,576
e	Reduction claimed for blockage or other factors reported on lines 1a and 1c (attach detailed explanation). . . . .	1e	0
2	Acquisition indebtedness applicable to line 1 assets. . . . .	2	
3	Subtract line 2 from line 1d. . . . .	3	17,274,576
4	Cash deemed held for charitable activities Enter 1 1/2% of line 3 (for greater amount, see instructions). . . . .	4	259,119
5	Net value of noncharitable-use assets. Subtract line 4 from line 3 Enter here and on Part V, line 4	5	17,015,457
6	Minimum investment return. Enter 5% of line 5. . . . .	6	850,773

Part XI

Distributable Amount (see instructions) (Section 4942(j)(3) and (j)(5) private operating foundations and certain foreign organizations check here ☐ and do not complete this part.)

1	Minimum investment return from Part X, line 6. . . . .	1	850,773
2a	Tax on investment income for 2014 from Part VI, line 5. . . . .	2a	20,363
b	Income tax for 2014 (This does not include the tax from Part VI ). . . . .	2b	
c	Add lines 2a and 2b. . . . .	2c	20,363
3	Distributable amount before adjustments Subtract line 2c from line 1. . . . .	3	830,410
4	Recoveries of amounts treated as qualifying distributions. . . . .	4	
5	Add lines 3 and 4. . . . .	5	830,410
6	Deduction from distributable amount (see instructions). . . . .	6	
7	Distributable amount as adjusted Subtract line 6 from line 5 Enter here and on Part XIII, line 1. . . . .	7	830,410

Part XII

Qualifying Distributions (see instructions)

1	Amounts paid (including administrative expenses) to accomplish charitable, etc , purposes		
a	Expenses, contributions, gifts, etc —total from Part I, column (d), line 26. . . . .	1a	2,029,772
b	Program-related investments—total from Part IX-B. . . . .	1b	
2	Amounts paid to acquire assets used (or held for use) directly in carrying out charitable, etc , purposes. . . . .	2	
3	Amounts set aside for specific charitable projects that satisfy the		
a	Suitability test (prior IRS approval required). . . . .	3a	
b	Cash distribution test (attach the required schedule). . . . .	3b	
4	Qualifying distributions. Add lines 1a through 3b Enter here and on Part V, line 8, and Part XIII, line 4	4	2,029,772
5	Foundations that qualify under section 4940(e) for the reduced rate of tax on net investment income Enter 1% of Part I, line 27b (see instructions). . . . .	5	
6	Adjusted qualifying distributions. Subtract line 5 from line 4. . . . .	6	2,029,772

Note: The amount on line 6 will be used in Part V, column (b), in subsequent years when calculating whether the foundation qualifies for the section 4940(e) reduction of tax in those years

Part XIII

Undistributed Income (see instructions)

	(a) Corpus	(b) Years prior to 2013	(c) 2013	(d) 2014
1 Distributable amount for 2014 from Part XI, line 7				830,410
2 Undistributed income, if any, as of the end of 2014				
a Enter amount for 2013 only. . . . .				
b Total for prior years 20____, 20____, 20____				
3 Excess distributions carryover, if any, to 2014				
a From 2009. . . . .	1,218,474			
b From 2010. . . . .	1,560,336			
c From 2011. . . . .	1,923,763			
d From 2012. . . . .	1,585,585			
e From 2013. . . . .	1,342,675			
f Total of lines 3a through e. . . . .	7,630,833			
4 Qualifying distributions for 2014 from Part XII, line 4 ▶ \$ 2,029,772				
a Applied to 2013, but not more than line 2a				
b Applied to undistributed income of prior years (Election required—see instructions). . . . .				
c Treated as distributions out of corpus (Election required—see instructions). . . . .	0			
d Applied to 2014 distributable amount. . . . .				830,410
e Remaining amount distributed out of corpus	1,199,362			
5 Excess distributions carryover applied to 2014 (If an amount appears in column (d), the same amount must be shown in column (a).)				
6 Enter the net total of each column as indicated below:				
a Corpus Add lines 3f, 4c, and 4e Subtract line 5	8,830,195			
b Prior years' undistributed income Subtract line 4b from line 2b. . . . .				
c Enter the amount of prior years' undistributed income for which a notice of deficiency has been issued, or on which the section 4942(a) tax has been previously assessed. . . . .				
d Subtract line 6c from line 6b Taxable amount—see instructions . . . . .				
e Undistributed income for 2013 Subtract line 4a from line 2a Taxable amount—see instructions . . . . .				
f Undistributed income for 2014 Subtract lines 4d and 5 from line 1 This amount must be distributed in 2015 . . . . .				0
7 Amounts treated as distributions out of corpus to satisfy requirements imposed by section 170(b)(1)(F) or 4942(g)(3) (Election may be required - see instructions) . . . . .				
8 Excess distributions carryover from 2009 not applied on line 5 or line 7 (see instructions) . . .	1,218,474			
9 Excess distributions carryover to 2015. Subtract lines 7 and 8 from line 6a . . . . .	7,611,721			
10 Analysis of line 9				
a Excess from 2010. . . .	1,560,336			
b Excess from 2011. . . .	1,923,763			
c Excess from 2012. . . .	1,585,585			
d Excess from 2013. . . .	1,342,675			
e Excess from 2014. . . .	1,199,362			

Part XIVPrivate Operating Foundations (see instructions and Part VII-A, question 9)

1a

If the foundation has received a ruling or determination letter that it is a private operating foundation, and the ruling is effective for 2014, enter the date of the ruling. . . . .

b

Check box to indicate whether the organization is a private operating foundation described in section 4942(j)(3) or 4942(j)(5)

☐ 4942(j)(3) or ☐ 4942(j)(5)

	Tax year	Prior 3 years			(e) Total
	(a) 2014	(b) 2013	(c) 2012	(d) 2011	
2a	Enter the lesser of the adjusted net income from Part I or the minimum investment return from Part X for each year listed . . . . .				
b	85% of line 2a . . . . .				
c	Qualifying distributions from Part XII, line 4 for each year listed . . . . .				
d	Amounts included in line 2c not used directly for active conduct of exempt activities . . . . .				
e	Qualifying distributions made directly for active conduct of exempt activities Subtract line 2d from line 2c . . . . .				
3	Complete 3a, b, or c for the alternative test relied upon				
a	"Assets" alternative test—enter				
	(1) Value of all assets . . . . .				
	(2) Value of assets qualifying under section 4942(j)(3)(B)(i)				
b	"Endowment" alternative test— enter 2/3 of minimum investment return shown in Part X, line 6 for each year listed. . . . .				
c	"Support" alternative test—enter				
	(1) Total support other than gross investment income (interest, dividends, rents, payments on securities loans (section 512(a)(5)), or royalties). . . . .				
	(2) Support from general public and 5 or more exempt organizations as provided in section 4942(j)(3)(B)(iii). . . . .				
	(3) Largest amount of support from an exempt organization				
	(4) Gross investment income				

Part XVSupplementary Information (Complete this part only if the organization had \$5,000 or more in assets at any time during the year—see instructions.)

1

Information Regarding Foundation Managers:

a

List any managers of the foundation who have contributed more than 2% of the total contributions received by the foundation before the close of any tax year (but only if they have contributed more than \$5,000) (See section 507(d)(2) )

See Additional Data Table

b

List any managers of the foundation who own 10% or more of the stock of a corporation (or an equally large portion of the ownership of a partnership or other entity) of which the foundation has a 10% or greater interest

2

Information Regarding Contribution, Grant, Gift, Loan, Scholarship, etc., Programs:

Check here ☒ if the foundation only makes contributions to preselected charitable organizations and does not accept unsolicited requests for funds If the foundation makes gifts, grants, etc (see instructions) to individuals or organizations under other conditions, complete items 2a, b, c, and d

a

The name, address, and telephone number or email address of the person to whom applications should be addressed

b

The form in which applications should be submitted and information and materials they should include

c

Any submission deadlines

d

Any restrictions or limitations on awards, such as by geographical areas, charitable fields, kinds of institutions, or other factors

Form 990-PF (2014)

Part XV

Supplementary Information (continued)

3 Grants and Contributions Paid During the Year or Approved for Future Payment

Recipient	If recipient is an individual, show any relationship to any foundation manager or substantial contributor	Foundation status of recipient	Purpose of grant or contribution	Amount
Name and address (home or business)				
a Paid during the year See Additional Data Table				
Total . . . . .			3a	1,935,154
b Approved for future payment				
Total . . . . .			3b	

## Enter gross amounts unless otherwise indicated

Part XVI-B Relationship of Activities to the Accomplishment of Exempt Purposes	
1	2
3	4
5	6
7	8
9	10
11	12
13	14
15	16
17	18
19	20
21	22
23	24
25	26
27	28
29	30
31	32
33	34
35	36
37	38
39	40
41	42
43	44
45	46
47	48
49	50
51	52
53	54
55	56
57	58
59	60
61	62
63	64
65	66
67	68
69	70
71	72
73	74
75	76
77	78
79	80
81	82
83	84
85	86
87	88
89	90
91	92
93	94
95	96
97	98
99	100

[illegible]

<b>1</b> Did the organization directly or indirectly engage in any of the following with any other organization described in section 501(c) of the Code (other than section 501(c)(3) organizations) or in section 527, relating to political organizations?			<b>Yes</b>	<b>No</b>
<b>a</b> Transfers from the reporting foundation to a noncharitable exempt organization of				
<b>(1)</b> Cash. . . . .		<b>1a(1)</b>		<b>No</b>
<b>(2)</b> Other assets. . . . .		<b>1a(2)</b>		<b>No</b>
<b>b</b> Other transactions				
<b>(1)</b> Sales of assets to a noncharitable exempt organization. . . . .		<b>1b(1)</b>		<b>No</b>
<b>(2)</b> Purchases of assets from a noncharitable exempt organization. . . . .		<b>1b(2)</b>		<b>No</b>
<b>(3)</b> Rental of facilities, equipment, or other assets. . . . .		<b>1b(3)</b>		<b>No</b>
<b>(4)</b> Reimbursement arrangements. . . . .		<b>1b(4)</b>		<b>No</b>
<b>(5)</b> Loans or loan guarantees. . . . .		<b>1b(5)</b>		<b>No</b>
<b>(6)</b> Performance of services or membership or fundraising solicitations. . . . .		<b>1b(6)</b>		<b>No</b>
<b>c</b> Sharing of facilities, equipment, mailing lists, other assets, or paid employees. . . . .		<b>1c</b>		<b>No</b>
<b>d</b> If the answer to any of the above is "Yes," complete the following schedule. Column <b>(b)</b> should always show the fair market value of the goods, other assets, or services given by the reporting foundation. If the foundation received less than fair market value in any transaction or sharing arrangement, show in column <b>(d)</b> the value of the goods, other assets, or services received				

[illegible]

**2a** Is the foundation directly or indirectly affiliated with, or related to, one or more tax-exempt organizations described in section 501(c) of the Code (other than section 501(c)(3)) or in section 527? . . . ☐ Yes ☒ No

<b>b</b> If "Yes," complete the following schedule		
<b>(a)</b> Name of organization	<b>(b)</b> Type of organization	<b>(c)</b> Description of relationship

Under penalties of perjury, I declare that I have examined this return, including accompanying schedules and statements, and to the best of my knowledge and belief, it is true, correct, and complete. Declaration of preparer (other than taxpayer) is based on all information of which preparer has any knowledge.

<b>Sign Here</b>	*****	2016-02-19	*****	May the IRS discuss this return with the preparer shown below (see instr )? <input checked="" type="checkbox"/> <b>Yes</b> <input type="checkbox"/> <b>No</b>
	Signature of officer or trustee	Date	Title	

<b>Paid Preparer Use Only</b>	Print/Type preparer's name Jeffrey M Dreyer	Preparer's Signature	Date	Check if self-employed <input checked="" type="checkbox"/>	PTIN P00039630
	Firm's name <input checked="" type="checkbox"/> Jeffrey M Dreyer CPA			Firm's EIN <input checked="" type="checkbox"/>	
	Firm's address <input checked="" type="checkbox"/> 811 West Napa Street Suite A Sonoma, CA 95476			Phone no (707) 938-2273	

Form 990PF Part VIII Line 1 - List all officers, directors, trustees, foundation managers and their compensation


(a) Name and address	(b) Title, and average hours per week devoted to position	(c) Compensation (If not paid, enter -0-)	(d) Contributions to employee benefit plans and deferred compensation	(e) Expense account, other allowances
Les L Vadasz	Dir /Pres 1 00	0		
PO Box 1347 Sonoma, CA 95476				
Judy K Vadasz	Dir /Treas 1 00	0		
PO Box 1347 Sonoma, CA 95476				
Jeffrey E Vadasz	Dir /Sect 1 00	0		
PO Box 1347 Sonoma, CA 95476				
David Vadasz	Director 1 00	0		
PO Box 1347 Sonoma, CA 95476				
Meghan O Banyon	Foundation Mgr 24 00	80,329	5,529	
920 Madison Street Albany, CA 95476				

**Form 990PF Part XV Line 1a - List any managers of the foundation who have contributed more than 2% of the total contributions received by the foundation before the close of any tax year (but only if they have contributed more than \$5,000).**


Les L Vadasz
Judy K Vadasz




Form 990PF Part XV Line 3 - Grants and Contributions Paid During the Year or Approved for Future Payment

Recipient	If recipient is an individual, show any relationship to any foundation manager or substantial contributor	Foundation status of recipient	Purpose of grant or contribution	Amount
Name and address (home or business)				
<b>a</b> <i>Paid during the year</i>				
McGill University-Faculty of Engine 817 Sherbrooke Street West Montreal, Quebec H3A 0G4 CA		N/A	Endowment Grant	221,398
Sonoma Valley Museum of Art 551 Broadway Sonoma, CA 95476		N/A	General support	20,000
SSU Academic Foundation 1801 East Cotati Avenue Rohnert Park, CA 94928		N/A	Support for Green Music Center	100,000
Sonoma Valley Education Foundation 17878 Railroad Avenue Sonoma, CA 95476		N/A	General Support	250,000
La Luz Center 17650 Gregor Street Sonoma, CA 95476		N/A	Support for Capital Campaign	100,000
Boys and Girls Club of Sonoma Valle 100 West Verano Avenue Sonoma, CA 95476		N/A	General Support	600
Sonoma Valley Education Foundation 17878 Railroad Avenue Sonoma, CA 95476		N/A	General Support	10,000
Sonoma Valley Mentoring Alliance 916 First Street West Sonoma, CA 95476		N/A	Books for Mentoring Program	103
Sonoma Valley Museum of Art 551 Broadway Sonoma, CA 95476		N/A	General Support	10,000
Sonoma Plein Air Foundation 19201 Sonoma Highway 321 Sonoma, CA 95476		N/A	Support for 2015 Sonoma Plein Air	10,000
Sonoma Valley Firefighter's Associa 630 2nd Street West Sonoma, CA 95476		N/A	Support for 4th of July Fireworks	1,000
KQED 2601 Mariposa Street San Francisco, CA 94110		N/A	General Support	125,000
KQED 2601 Mariposa Street San Francisco, CA 94110		N/A	General Support	500,000
Vintage House 264 First Street East Sonoma, CA 95476		N/A	General Support	5,000
IEEE 445 Hoes Lane Piscataway Township, NJ 08854		N/A	General Support	500
<b>Total . . . . .</b>  <b>3a</b>				1,935,154


Form 990PF Part XV Line 3 - Grants and Contributions Paid During the Year or Approved for Future Payment

Recipient	If recipient is an individual, show any relationship to any foundation manager or substantial contributor	Foundation status of recipient	Purpose of grant or contribution	Amount
Name and address (home or business)				
<b>a</b> <i>Paid during the year</i>				
Transcendence Theatre Company 19201 Sonoma Highway 214 Sonoma, CA 95476		N/A	General Support	8,968
SSU Academic Foundation 1801 East Cotati Avenue Rohnert Park, CA 94928		N/A	Support for Green Music Center	10,000
La Luz Center 17650 Gregor Street Sonoma, CA 95476		N/A	General Support	5,000
Boys and Girls Club of Sonoma Valle 100 West Verano Avenue Sonoma, CA 95476		N/A	General Support	10,000
Boys and Girls Club of Sonoma Valle 100 West Verano Avenue Sonoma, CA 95476		N/A	General Support	82,000
McGill University-Faculty of Engine 817 Sherbrooke Street West Montreal, Quebec H3A 0G4 CA		N/A	Endowment Grant	200,875
Sonoma Valley Museum of Art 551 Broadway Sonoma, CA 95476		N/A	General Support	5,000
Sonoma Plein Air Foundation 19201 Sonoma Highway 321 Sonoma, CA 95476		N/A	General Support	10,000
Friends in Sonoma Helping PO Box 507 Sonoma, CA 95476		N/A	General Support	1,000
Sonoma Land Trust 822 Fifth Street Santa Rosa, CA 95404		N/A	General Support	10,000
Sonoma Valley Teen Services 17440 Sonoma Highway Sonoma, CA 95476		N/A	General Support	3,000
Sonoma Valley Hospital Foundation PO Box 600 Sonoma, CA 95476		N/A	General Support	210
Sonoma Valley Teen Services 17440 Sonoma Highway Sonoma, CA 95476		N/A	General Support	15,000
San Francisco Opera 301 Van Ness Avenue San Francisco, CA 94102		N/A	General Support	5,000
Sonoma Valley Vintners Growers Foun 783 Broadway Sonoma, CA 95476		N/A	General Support	9,000
<b>Total . . . . .</b>  <b>3a</b>				1,935,154

Form 990PF Part XV Line 3 - Grants and Contributions Paid During the Year or Approved for Future Payment

Recipient	If recipient is an individual, show any relationship to any foundation manager or substantial contributor	Foundation status of recipient	Purpose of grant or contribution	Amount
Name and address (home or business)				
<b>a</b> <i>Paid during the year</i>				
Los Altos Education Foundation 201 Covington Road Los Altos, CA 94024		N/A	General Support	10,000
Sonoma Valley Education Foundation 17878 Railroad Avenue Sonoma, CA 95476		N/A	General Support	10,000
Transcendence Theatre Company 19201 Sonoma Highway 214 Sonoma, CA 95476		N/A	General Support	5,000
Planned Parenthood Mar Monte 1691 The Alameda San Jose, CA 95126		N/A	General Support	45,000
AIDS-Life Cycle 1035 Market Street 400 San Francisco, CA 94103		N/A	General Support	500
Community Services Agency 204 Stierlin Road Mountain View, CA 94043		N/A	General Support	7,500
Sonoma Overnight Support PO Box 748 Sonoma, CA 95476		N/A	General Support	1,000
Creative Commons 444 Castro Street Suite 900 Mountain View, CA 94041		N/A	General Support	10,000
Friends of the Sonoma Valley Librar 755 West Napa Street Sonoma, CA 95476		N/A	General Support	5,000
Sonoma Overnight Support PO Box 748 Sonoma, CA 95476		N/A	General Support	1,000
ESNA 16781 Tanglewood Drive Clive, IA 50325		N/A	Support for the Transformative Travel Program	10,000
Sonoma Sister Cities PO Box 1975 Sonoma, CA 95476		N/A	Support for Tokaj Committee	500
Sonoma Wine Country Weekend 783 Broadway Sonoma, CA 95476		N/A	General Support	10,000
Sonome County Fair Foundation 1350 Bennett Valley Road Santa Rosa, CA 95404		N/A	General Support	10,000
Sonoma Valley Mentoring Alliance 916 First Street West Sonoma, CA 95476		N/A	Support for Mentoring Program	67,500
<b>Total . . . . .</b>  <b>3a</b>				1,935,154

Form 990PF Part XV Line 3 - Grants and Contributions Paid During the Year or Approved for Future Payment

Recipient	If recipient is an individual, show any relationship to any foundation manager or substantial contributor	Foundation status of recipient	Purpose of grant or contribution	Amount
Name and address (home or business)				
<b>a</b> <i>Paid during the year</i>				
Sonoma Plein Air Foundation 19201 Sonoma Highway 321 Sonoma, CA 95476		N/A	General Support	1,000
Boys and Girls Club of Sonoma Valle 100 West Verano Avenue Sonoma, CA 95476		N/A	Support for Pilot Reading Program	12,500
<b>Total</b> . . . . .  <b>3a</b>				1,935,154

**TY 2014 Accounting Fees Schedule****Name:** The Vadasz Family Foundation**EIN:** 77-0469457**Software ID:** 14000265**Software Version:** 2014v6.0

Category	Amount	Net Investment Income	Adjusted Net Income	Disbursements for Charitable Purposes
Accounting and Tax Services	6,026	5,423	0	60
Payroll Service	1,632	0	0	999

Note: To capture the full content of this document, please select landscape mode (11" x 8.5") when printing.

TY 2014 Depreciation Schedule

Name: The Vadasz Family Foundation

EIN: 77-0469457

Software ID: 14000265

Software Version: 2014v6.0

Description of Property	Date Acquired	Cost or Other Basis	Prior Years' Depreciation	Computation Method	Rate / Life (# of years)	Current Year's Depreciation Expense	Net Investment Income	Adjusted Net Income	Cost of Goods Sold Not Included
Desk	2010-04-05	307	205	SL	7 0000	33			
Apple Notebook Computer	2010-05-04	708	651	SL	5 0000	57			
Laptop Computer	2013-09-20	2,350	548	SL	5 0000	470			

**TY 2014 Investments Corporate  
Bonds Schedule****Name:** The Vadasz Family Foundation**EIN:** 77-0469457**Software ID:** 14000265**Software Version:** 2014v6.0

<b>Name of Bond</b>	<b>End of Year Book Value</b>	<b>End of Year Fair Market Value</b>
Fixed Income Securities - See Schedule	945,991	945,991

**TY 2014 Investments Corporate  
Stock Schedule****Name:** The Vadasz Family Foundation**EIN:** 77-0469457**Software ID:** 14000265**Software Version:** 2014v6.0

<b>Name of Stock</b>	<b>End of Year Book Value</b>	<b>End of Year Fair Market Value</b>
Domestic Equities - See Schedule	4,146,724	4,146,724
International Equities - See Schedule	1,689,765	1,689,765
Intel Corp Stock	2,998,600	2,998,600



**TY 2014 Investments - Other Schedule****Name:** The Vadasz Family Foundation**EIN:** 77-0469457**Software ID:** 14000265**Software Version:** 2014v6.0

Category/ Item	Listed at Cost or FMV	Book Value	End of Year Fair Market Value
KPCB Green Growth Fund	FMV	683,496	683,496
Real Estate (REITs) - See Schedule	FMV	3,275,611	3,275,611
Tactical Assets - See Schedule	FMV	3,057,334	3,057,334

**TY 2014 Land, Etc. Schedule****Name:** The Vadasz Family Foundation**EIN:** 77-0469457**Software ID:** 14000265**Software Version:** 2014v6.0

Category / Item	Cost / Other Basis	Accumulated Depreciation	Book Value	End of Year Fair Market Value
Furniture and Fixtures	3,687	3,660	27	1,458
Machinery and Equipment	10,189	8,758	1,431	

## TY 2014 Legal Fees Schedule

**Name:** The Vadasz Family Foundation

**EIN:** 77-0469457

**Software ID:** 14000265

**Software Version:** 2014v6.0

Category	Amount	Net Investment Income	Adjusted Net Income	Disbursements for Charitable Purposes
Legal Fees	1,485	0	0	1,485

**TY 2014 Other Expenses Schedule****Name:** The Vadasz Family Foundation**EIN:** 77-0469457**Software ID:** 14000265**Software Version:** 2014v6.0

Description	Revenue and Expenses per Books	Net Investment Income	Adjusted Net Income	Disbursements for Charitable Purposes
Charitable Expenses	2,129			2,129
Fees	505	25		75
Office Expenses	4,167			2,083
Passthrough from KPCB Green Growth Fund	8,018	8,018		
Postage	260			130
Telecommunications	2,776			1,388
Worker's Comp Insurance	736			450

**TY 2014 Other Liabilities Schedule****Name:** The Vadasz Family Foundation**EIN:** 77-0469457**Software ID:** 14000265**Software Version:** 2014v6.0

Description	Beginning of Year - Book Value	End of Year - Book Value
Credit Card Payable	286	298
Federal Excise Tax Payable	4,893	
Payroll Taxes Payable	1,042	
Accrued Wages Payable	8,398	

**TY 2014 Other Professional Fees Schedule****Name:** The Vadasz Family Foundation**EIN:** 77-0469457**Software ID:** 14000265**Software Version:** 2014v6.0

Category	Amount	Net Investment Income	Adjusted Net Income	Disbursements for Charitable Purposes
Investment Management Fees	8,470	8,470	0	0

**TY 2014 Taxes Schedule****Name:** The Vadasz Family Foundation**EIN:** 77-0469457**Software ID:** 14000265**Software Version:** 2014v6.0

Category	Amount	Net Investment Income	Adjusted Net Income	Disbursements for Charitable Purposes
Federal Excise Tax	20,391			
Payroll Taxes	8,777			5,372

<div>Schedule B</div> <div>(Form 990, 990-EZ, or 990-PF)</div> <div>Department of the Treasury Internal Revenue Service</div>	<div>Schedule of Contributors</div> <div>▶ Attach to Form 990, 990-EZ, or 990-PF.</div> <div>▶ Information about Schedule B (Form 990, 990-EZ, or 990-PF) and its instructions is at <a href="http://www.irs.gov/form990">www.irs.gov/form990</a>.</div>	<div>OMB No 1545-0047</div> <div>2014</div>
---	--	---

<div>Name of the organization</div> <div>The Vadasz Family Foundation</div>	<div>Employer identification number</div> <div>77-0469457</div>
---	---

Organization type (check one)

Filers of:	Section:
Form 990 or 990-EZ	<div><input type="checkbox"/> 501(c)( ) (enter number) organization</div> <div><input type="checkbox"/> 4947(a)(1) nonexempt charitable trust <b>not</b> treated as a private foundation</div> <div><input type="checkbox"/> 527 political organization</div>
Form 990-PF	<div><input checked="" type="checkbox"/> 501(c)(3) exempt private foundation</div> <div><input type="checkbox"/> 4947(a)(1) nonexempt charitable trust treated as a private foundation</div> <div><input type="checkbox"/> 501(c)(3) taxable private foundation</div>

Check if your organization is covered by the **General Rule** or a **Special Rule**.  
**Note.** Only a section 501(c)(7), (8), or (10) organization can check boxes for both the General Rule and a Special Rule. See instructions.

General Rule

☒ For an organization filing Form 990, 990-EZ, or 990-PF that received, during the year, contributions totaling \$5,000 or more (in money or other property) from any one contributor. Complete Parts I and II. See instructions for determining a contributor's total contributions.

Special Rules

- ☐ For an organization described in section 501(c)(3) filing Form 990 or 990-EZ that met the 33<sup>1</sup>/<sub>3</sub>% support test of the regulations under sections 509(a)(1) and 170(b)(1)(A)(vi), that checked Schedule A (Form 990 or 990-EZ), Part II, line 13, 16a, or 16b, and that received from any one contributor, during the year, total contributions of the greater of **(1)** \$5,000 or **(2)** 2% of the amount on (i) Form 990, Part VIII, line 1h, or (ii) Form 990-EZ, line 1. Complete Parts I and II.
- ☐ For an organization described in section 501(c)(7), (8), or (10) filing Form 990 or 990-EZ that received from any one contributor, during the year, total contributions of more than \$1,000 *exclusively* for religious, charitable, scientific, literary, or educational purposes, or for the prevention of cruelty to children or animals. Complete Parts I, II, and III.
- ☐ For an organization described in section 501(c)(7), (8), or (10) filing Form 990 or 990-EZ that received from any one contributor, during the year, contributions *exclusively* for religious, charitable, etc., purposes, but no such contributions totaled more than \$1,000. If this box is checked, enter here the total contributions that were received during the year for an *exclusively* religious, charitable, etc., purpose. Do not complete any of the parts unless the **General Rule** applies to this organization because it received *nonexclusively* religious, charitable, etc., contributions totaling \$5,000 or more during the year. . . . . ▶ \$ \_\_\_\_\_

**Caution.** An organization that is not covered by the General Rule and/or the Special Rules does not file Schedule B (Form 990, 990-EZ, or 990-PF), but it **must** answer “No” on Part IV, line 2, of its Form 990, or check the box on line H of its Form 990-EZ or on its Form 990PF, Part I, line 2, to certify that it does not meet the filing requirements of Schedule B (Form 990, 990-EZ, or 990-PF).



**Employer identification number**  
77-0469457

(a) No.	(b) Name, address, and ZIP + 4	(c) Total contributions	(d) Type of contribution
1	Les Judy Vadasz PO Box 1347 Sonoma, CA 95476	\$ 783,319	Person <input type="checkbox"/> Payroll <input type="checkbox"/> Noncash <input checked="" type="checkbox"/> (Complete Part II for noncash contributions )
(a) No.	(b) Name, address, and ZIP + 4	(c) Total contributions	(d) Type of contribution
		\$	Person <input type="checkbox"/> Payroll <input type="checkbox"/> Noncash <input type="checkbox"/> (Complete Part II for noncash contributions )
(a) No.	(b) Name, address, and ZIP + 4	(c) Total contributions	(d) Type of contribution
		\$	Person <input type="checkbox"/> Payroll <input type="checkbox"/> Noncash <input type="checkbox"/> (Complete Part II for noncash contributions )
(a) No.	(b) Name, address, and ZIP + 4	(c) Total contributions	(d) Type of contribution
		\$	Person <input type="checkbox"/> Payroll <input type="checkbox"/> Noncash <input type="checkbox"/> (Complete Part II for noncash contributions )
(a) No.	(b) Name, address, and ZIP + 4	(c) Total contributions	(d) Type of contribution
		\$	Person <input type="checkbox"/> Payroll <input type="checkbox"/> Noncash <input type="checkbox"/> (Complete Part II for noncash contributions )
(a) No.	(b) Name, address, and ZIP + 4	(c) Total contributions	(d) Type of contribution
		\$	Person <input type="checkbox"/> Payroll <input type="checkbox"/> Noncash <input type="checkbox"/> (Complete Part II for noncash contributions )
(a) No.	(b) Name, address, and ZIP + 4	(c) Total contributions	(d) Type of contribution
		\$	Person <input type="checkbox"/> Payroll <input type="checkbox"/> Noncash <input type="checkbox"/> (Complete Part II for noncash contributions )

<b>Name of organization</b> The Vadasz Family Foundation	<b>Employer identification number</b> 77-0469457
---	---

**Part II** **Noncash Property** (see instructions) Use duplicate copies of Part II if additional space is needed

(a) No. from Part I	(b) Description of noncash property given	(c) FMV (or estimate) (see instructions)	(d) Date received
<u>1</u>	6,649 shares of Apple Computer Inc. common stock	<u>\$ 783,319</u>	<u></u>
(a) No. from Part I	(b) Description of noncash property given	(c) FMV (or estimate) (see instructions)	(d) Date received
<u></u>	<u></u> <u></u> <u></u> <u></u>	<u>\$</u>	<u></u>
(a) No. from Part I	(b) Description of noncash property given	(c) FMV (or estimate) (see instructions)	(d) Date received
<u></u>	<u></u> <u></u> <u></u> <u></u>	<u>\$</u>	<u></u>
(a) No. from Part I	(b) Description of noncash property given	(c) FMV (or estimate) (see instructions)	(d) Date received
<u></u>	<u></u> <u></u> <u></u> <u></u>	<u>\$</u>	<u></u>
(a) No. from Part I	(b) Description of noncash property given	(c) FMV (or estimate) (see instructions)	(d) Date received
<u></u>	<u></u> <u></u> <u></u> <u></u>	<u>\$</u>	<u></u>

<b>Name of organization</b> The Vadasz Family Foundation	<b>Employer identification number</b> 77-0469457
---	---

Part III

**Exclusively** religious, charitable, etc., contributions to organizations described in section 501(c)(7), (8), or (10) that total more than \$1,000 for the year from any one contributor. Complete columns (a) through (e) and the following line entry. For organizations completing Part III, enter the total of *exclusively* religious, charitable, etc., contributions of **\$1,000 or less** for the year. (Enter this information once. See instructions.) ▶ \$ \_\_\_\_\_

Use duplicate copies of Part III if additional space is needed.

(a) No. from Part I	(b) Purpose of gift	(c) Use of gift	(d) Description of how gift is held
—	_____	_____	_____
	_____	_____	_____
	_____	_____	_____
(e) Transfer of gift			
Transferee's name, address, and ZIP 4		Relationship of transferor to transferee	
_____		_____	
_____		_____	
_____		_____	
(a) No. from Part I	(b) Purpose of gift	(c) Use of gift	(d) Description of how gift is held
—	_____	_____	_____
	_____	_____	_____
	_____	_____	_____
(e) Transfer of gift			
Transferee's name, address, and ZIP 4		Relationship of transferor to transferee	
_____		_____	
_____		_____	
_____		_____	
(a) No. from Part I	(b) Purpose of gift	(c) Use of gift	(d) Description of how gift is held
—	_____	_____	_____
	_____	_____	_____
	_____	_____	_____
(e) Transfer of gift			
Transferee's name, address, and ZIP 4		Relationship of transferor to transferee	
_____		_____	
_____		_____	
_____		_____	
(a) No. from Part I	(b) Purpose of gift	(c) Use of gift	(d) Description of how gift is held
—	_____	_____	_____
	_____	_____	_____
	_____	_____	_____
(e) Transfer of gift			
Transferee's name, address, and ZIP 4		Relationship of transferor to transferee	
_____		_____	
_____		_____	
_____		_____	

Manager: KMA  
IA: RWC

## Holdings Report as of November 30, 2015

Quantity	Market Value			Total Cost		Gain/Loss		Annualized Income	
	Symbol	Price	Avg Value(\$)	(%)	Cost (\$)	(\$)	%	(\$)	Yield
FIXED INCOME									
Domestic Bonds									
CORPORATE BONDS									
50,000	BANK OF AMERICA CORP	100.38	195,586	20.7	195,403	183	0.1	6,821	3.5
	2 Jan 11 2018		50,191	5.3	50,081	110	0.2	1,000	2.0
50,000	9/1/2015 (040041)		50,191	5.3	50,081	110	0.2		
50,000	GOLDMAN SACHS GROUP INC	100.52	50,262	5.3	50,196	66	0.1	1,813	3.6
	3 625 Feb 7 2016								
50,000	9/1/2015 (040041)		50,262	5.3	50,196	66	0.1		
35,000	WAL-MART STORES INC	126.70	44,344	4.7	44,398	-54	-0.1	2,170	4.9
	6 2 Apr 15 2038								
35,000	9/1/2015 (040041)		44,344	4.7	44,398	-54	-0.1		
50,000	WELLS FARGO & COMPANY	101.58	50,789	5.4	50,729	60	0.1	1,838	3.6
	3 676 Jun 15 2016								
50,000	9/1/2015 (040041)		50,789	5.4	50,729	60	0.1		
ETF									
5,770	ISHARES CORE U S AGGREGATE BOND ETF	108.81	678,121	7.1	625,584	52,537	8.4	0	0.0
5,405	3/30/2006 (040041)		627,834	6.6	575,504	52,329	9.1	0	0.0
365	7/8/2015 (040041)		588,118	6.2	535,645	52,473	9.8		
			39,716	4.2	39,860	-144	-0.4		

# VADASZ FDTN. (TOTAL ACCOUNT)

Account: 040040

Report Period: October 30, 2015 to November 30, 2015

Manager: KMA  
IA· RWC

## Holdings Report as of November 30, 2015

Quantity	Symbol	Price	Market Value		Total Cost		Gain/Loss		Annualized Income	
			Value(\$)	(%)	Avg Cost	(\$)	(\$)	%	(\$)	Yield
FIXED INCOME										
ETF										
1,645	SPDR BARCLAYS SHORT TERM CORP ETF	30.57	678,121	71.7	30.44	625,584	52,537	8.4	0	0.0
1,645	9/1/2015 (040041)		50,288	5.3	30.44	50,080	208	0.4	0	0.0
1,645	9/1/2015 (040041)		50,288	5.3	30.44	50,080	208	0.4	S	
TREASURY BONDS										
30,000	US TREASURY N/B	137.67	72,283	7.6	137.88	72,437	-154	-0.2	2,563	3.5
	5 May 15 2037		41,302	4.4		41,365	-63	-0.2	1,500	3.6
30,000	9/1/2015 (040041)		41,302	4.4	138.26	41,365	-63	-0.2	S	
25,000	US TREASURY N/B	123.93	30,981	3.3	124.29	31,073	-91	-0.3	1,063	3.4
	4 25 May 15 2039									
25,000	9/1/2015 (040041)		30,981	3.3	124.50	31,073	-91	-0.3	S	
Total Domestic Bonds										
			945,991	100.0		893,425	52,566	5.9	9,383	1.0
Total FIXED INCOME										
			945,991	7.1		893,425	52,566	5.9	9,383	1.0
DOMESTIC EQUITIES										
Core Portfolio - Long										
CONSUMER DISCRETIONARY										
555	COOPER TIRE & RUBBER	41.99	215,075	5.2	40.02	165,682	49,393	29.8	6,189	2.9
555	9/14/2015 (040041)		23,304	0.6	40.02	22,212	1,093	4.9	233	1.0
555	9/14/2015 (040041)		23,304	0.6	40.02	22,212	1,093	4.9	S	
185	LEAR CORP	125.90	23,291	0.6	83.61	15,467	7,824	50.6	176	0.8
185	5/12/2014 (040041)		23,291	0.6	83.61	15,467	7,824	50.6	L	
410	LEIDOS HOLDINGS INC	57.93	23,751	0.6	44.22	18,129	5,623	31.0	525	2.2
410	2/13/2015 (040041)		23,751	0.6	44.22	18,129	5,623	31.0	S	
1,145	VANGUARD CONSUMER ETF	126.40	144,728	3.5	95.96	109,874	34,854	31.7	5,256	3.6
1,145	7/22/2013 (040041)		144,728	3.5	95.96	109,874	34,854	31.7	L	
CONSUMER STAPLES										
730	VANGUARD CONSUMER STAPLE ETF	127.14	92,812	2.2	107.48	78,462	14,351	18.3	6,993	7.5
730	7/22/2013 (040041)		92,812	2.2	107.48	78,462	14,351	18.3	L	
ENERGY										
390	CVR ENERGY, INC.	47.75	73,024	1.8	42.24	70,477	2,547	3.6	2,213	3.0
390	10/19/2015 (040041)		18,623	0.4	42.24	16,474	2,149	13.0	780	4.2
390	10/19/2015 (040041)		18,623	0.4	42.24	16,474	2,149	13.0	S	

# VADASZ FDTN. (TOTAL ACCOUNT)

Account: 040040

Report Period: October 30, 2015 to November 30, 2015

Manager: KMA  
IA: RWC

## Holdings Report as of November 30, 2015

		Market Value			Total Cost		Gain/Loss		Annualized Income	
		Symbol	Price	Value(\$)	(%)	Avg Cost	(\$)	%	(\$)	Yield
Quantity										
<b>DOMESTIC EQUITIES</b>										
<b>ENERGY</b>										
2,810	FIDELITY MSCI ENERGY INDEX ETF	FENY	19.36	73,024	1.8	19.22	70,477	2,547	3.6	2,213
2,810	10/7/2015 (040041)			54,402	1.3	19.22	54,003	398	0.7	1,433
				54,402	1.3		54,003	398	0.7	S
<b>FINANCIALS</b>										
4,295	FINANCIAL SELECT SECTOR SPDR	XLF	24.56	105,485	2.5	14.19	60,938	44,547	73.1	1,890
3,140	5/26/2009 (040041)			105,485	2.5	11.75	60,938	44,547	73.1	1,890
1,155	7/22/2013 (040041)			77,118	1.9	20.83	36,881	40,237	109.1	L
				28,367	0.7		24,057	4,310	17.9	L
<b>HEALTH CARE</b>										
190	ANTHEM INC	ANTM	130.38	203,766	4.9	105.91	144,790	58,976	40.7	5,603
190	6/18/2014 (040041)			24,772	0.6	105.91	20,123	4,649	23.1	439
475	HEALTH NET INC	HNT	63.26	30,048	0.7	42.34	20,109	9,939	49.4	0
475	8/13/2014 (040041)			30,048	0.7	42.34	20,109	9,939	49.4	L
1,130	VANGUARD HEALTH CARE ETF	VHT	131.81	148,945	3.6	92.53	104,557	44,388	42.5	5,164
1,130	7/22/2013 (040041)			148,945	3.6	92.53	104,557	44,388	42.5	L
<b>INDUSTRIALS</b>										
620	ALASKA AIR GROUP INC	ALK	79.73	321,530	7.8	30.98	238,842	82,688	34.6	9,258
620	7/22/2013 (040041)			49,433	1.2	30.98	19,210	30,222	157.3	453
655	CHEMTURA CORPORATION	CHMT	30.72	20,122	0.5	29.75	19,484	30,222	157.3	L
655	11/16/2015 (040041)			20,122	0.5	29.75	19,484	638	3.3	0
350	CRANE CO	CR	52.02	18,207	0.4	48.56	16,994	638	3.3	S
350	10/19/2015 (040041)			18,207	0.4	48.56	16,994	1,213	7.1	462
495	DELUXE CORP	DLX	58.65	29,032	0.7	38.99	19,298	1,213	7.1	S
495	7/22/2013 (040041)			29,032	0.7	38.99	19,298	9,734	50.4	594
315	HUNTINGTON INGALLS INDUSTRIES	HII	130.92	41,240	1.0	62.93	19,823	9,734	50.4	L
315	7/22/2013 (040041)			41,240	1.0	62.93	19,823	21,416	108.0	L
90	NORTHROP GRUMMAN CORP	NOC	186.36	16,772	0.4	159.98	14,398	21,416	108.0	L
90	6/15/2015 (040041)			16,772	0.4	159.98	14,398	2,374	16.5	S
1,760	SCORPIO TANKERS INC	STNG	8.65	15,224	0.4	9.36	16,473	2,374	16.5	S
1,760	10/19/2015 (040041)			15,224	0.4	9.36	16,473	-1,249	-7.6	S

# VADASZ FDTN. (TOTAL ACCOUNT)

Account: 040040

Report Period: October 30, 2015 to November 30, 2015

Manager: KMA  
IA: RWC

## Holdings Report as of November 30, 2015

Quantity	Market Value				Total Cost		Gain/Loss		Annualized Income	
	Symbol	Price	Value(\$)	(%)	Avg Cost	(\$)	(\$)	%	(\$)	Yield
DOMESTIC EQUITIES										
INDUSTRIALS										
355	SPR	52.45	321,530	7.8	53.81	238,842	82,689	34.6	9,258	2.9
355	5/19/2015 (040041)		18,620	0.4	53.81	19,104	-484	-2.5	0	0.0
1,080	VIS	104.52	112,882	2.7	87.09	94,057	18,825	20.0	6,113	5.4
1,080	7/22/2013 (040041)		112,882	2.7	87.09	94,057	18,825	20.0	L	
INFO TECHNOLOGY										
275	AXE	68.16	18,744	0.5	61.11	16,806	1,938	11.5	1,375	7.3
275	10/19/2015 (040041)		18,744	0.5	61.11	16,806	1,938	11.5	S	
6,649	AAPL	118.30	786,577	19.0	5.39	35,836	750,741	2,094.9	13,497	1.7
6,649	3/22/2000 (040041)		786,577	19.0	5.39	35,836	750,741	2,094.9	L	
445	AVT	45.32	20,167	0.5	42.93	19,104	1,064	5.6	289	1.4
445	8/13/2015 (040041)		20,167	0.5	42.93	19,104	1,064	5.6	S	
2,270	FLEX	11.25	25,538	0.6	9.19	20,855	4,683	22.5	0	0.0
2,270	3/14/2014 (040041)		25,538	0.6	9.19	20,855	4,683	22.5	L	
645	KEYS	30.81	19,872	0.5	30.72	19,815	57	0.3	0	0.0
645	11/16/2015 (040041)		19,872	0.5	30.72	19,815	57	0.3	S	
695	VG	111.77	77,680	1.9	76.82	53,389	24,291	45.5	2,738	3.5
695	7/22/2013 (040041)		77,680	1.9	76.82	53,389	24,291	45.5	L	
MATERIALS										
325	VAW	99.39	32,302	0.8	91.91	29,869	2,433	8.1	2,038	6.3
325	7/22/2013 (040041)		32,302	0.8	91.91	29,869	2,433	8.1	L	
TELECOM SERVICES										
325	BT	74.80	24,310	0.6	21.21	6,893	17,417	252.7	618	2.5
325	BT GROUP PLC - SPON ADR		24,310	0.6	21.21	6,893	17,417	252.7	L	
325	7/9/2010 (040041)		38,980	0.9	86.09	36,159	2,821	7.8	1,411	3.6
UTILITIES										
420	VPU	92.81	38,980	0.9	86.09	36,159	2,821	7.8	1,411	3.6
420	7/22/2013 (040041)		38,980	0.9	86.09	36,159	2,821	7.8	L	
Total Core Portfolio - Long										
			2,055,863	49.6		997,916	1,057,947	106.0	54,113	2.6

# VADASZ FDTN. (TOTAL ACCOUNT)

Account: 040040  
Report Period: October 30, 2015 to November 30, 2015

Manager: KMA  
IA. RWC

## Holdings Report as of November 30, 2015

Quantity		Market Value		Total Cost		Gain/Loss		Annualized Income	
Symbol	Price	Value(\$)	(%)	Avg Cost	(\$)	(\$)	%	(\$)	Yield
DOMESTIC EQUITIES									
US Cognitive Value									
MUTUAL FUNDS									
NATIONWIDE BAILARD COGNITIVE VALUE FUND									
85,009	NWHFX	12.34	25.3	10.37	881,582	167,427	19.0	6,957	0.7
36,650			25.3	10.00	881,582	167,427	19.0	6,957	0.7
108		1,049,009	10.9		366,496	85,760	23.4		L
149		452,256	0.0	8.71	942	392	41.7		L
8		1,334	0.0	8.71	1,295	540	41.7		L
25,458		1,834	0.0	7.84	64	37	57.4		L
10,760		314,157	7.6	9.27	236,000	78,157	33.1		L
6,969		132,783	3.2	12.41	133,536	-753	-0.6		L
72		85,999	2.1	12.41	86,487	-488	-0.6		L
2,028		887	0.0	11.58	833	55	6.6		S
2,584		25,029	0.6	11.58	23,487	1,541	6.6		S
222		31,892	0.8	11.58	29,928	1,964	6.6		S
		2,737	0.1	11.34	2,515	222	8.8		S
Total US Cognitive Value		1,049,009	25.3		881,582	167,427	19.0	6,957	0.7
US Enhanced Growth									
MUTUAL FUNDS									
NATIONWIDE BAILARD TECHNOLOGY & SCIENCE FUND									
56,684	NWHQX	18.38	25.1	7.25	411,010	630,842	153.5	4,281	0.4
31,540			25.1	5.39	411,010	630,842	153.5	4,281	0.4
11,580		1,041,852	14.0		170,000	409,703	241.0		L
7,523		579,703	5.1	7.34	85,000	127,847	150.4		L
277		212,847	3.3	7.77	58,455	79,821	136.6		L
5,764		138,276	0.1	16.15	4,470	617	13.8		S
		5,087	2.6	16.15	93,084	12,853	13.8		S
Total US Enhanced Growth		1,041,852	25.1		411,010	630,842	153.5	4,281	0.4
Total DOMESTIC EQUITIES		4,146,724	31.1		2,290,508	1,856,216	81.0	65,351	1.6



# VADASZ FDTN. (TOTAL ACCOUNT)

Account: 040040

Report Period: October 30, 2015 to November 30, 2015

Manager: KMA  
IA· RWC

## Holdings Report as of November 30, 2015

		Market Value		Total Cost		Gain/Loss		Annualized Income	
Quantity		Symbol	Price	Value(\$)	(%)	Cost	(\$)	%	Yield
INTERNATIONAL EQUITIES									
Emerging Markets									
<u>MUTUAL FUNDS</u>									
NATIONWIDE BAILARD EMERGING									
36,059	MARKETS EQUITY FUND	NWWEX	8.14	293,518	17.4	8.43	304,000	-10,482	-3.4
36,059	10/5/2015 (040041)			293,518	17.4	8.43	304,000	-10,482	-3.4
Total Emerging Markets									
				293,518	17.4		304,000	-10,482	-3.4
International Opportunity Fund									
<u>MUTUAL FUNDS</u>									
NATIONWIDE BAILARD INTERNATIONAL									
175,188	EQUITY FUND	NWHLX	7.97	1,396,247	82.6	5.10	893,820	502,427	56.2
1,856	12/24/2002 (040041)			14,789	0.9	3.85	7,144	7,645	107.0
67	3/13/2003 (040041)			531	0.0	3.61	240	290	120.8
169,472	11/18/2003 (040041)			1,350,693	79.9	5.06	857,529	493,164	57.5
3,793	12/17/2014 (040041)			30,234	1.8	7.62	28,906	1,328	4.6
Total International Opportunity Fund									
				1,396,247	82.6		893,820	502,427	56.2
Total INTERNATIONAL EQUITIES									
				1,689,765	12.7		1,197,820	491,945	41.1
REAL ESTATE									
Private Real Estate									
<u>REITS</u>									
145,067	BAILARD REIT	BBKR	22.58	3,275,611	100.0	20.71	3,004,109	271,502	9.0
58,661	6/30/1999 (040041)			3,275,611	100.0	15.52	3,004,109	271,502	9.0
187	7/2/1999 (040041)			1,324,557	40.4	15.52	910,367	414,190	45.5
85,773	1/19/2005 (040041)			4,227	0.1	15.52	2,905	1,322	45.5
446	12/30/2011 (040041)			1,936,752	59.1	24.29	2,083,650	-146,899	-7.1
0	5/31/2013 (040041)			10,075	0.3	16.11	7,186	2,889	40.2
Total Private Real Estate									
				3,275,611	100.0	16.42	3,004,109	271,502	9.0
Total REAL ESTATE									
				3,275,611	24.6		3,004,109	271,502	9.0

# VADASZ FDTN. (TOTAL ACCOUNT)

Account: 040040

Report Period: October 30, 2015 to November 30, 2015

Manager: KMA  
IA: RWC

## Holdings Report as of November 30, 2015

		Market Value		Total Cost		Gain/Loss		Annualized Income	
Quantity		Symbol	Price	Value(\$)	(%)	Avg Cost	(\$)	%	Yield
TACTICAL ASSETS									
Tactical Assets									
ETF				3,057,334	100.0				
6,190	ISHARES 20+ YEAR TREASURY BOND (TAA)	TLT TAA	121.19	750,188	24.5	122.48	3,078,333	-20,999	-0.7
6,190	7/31/2015 (040041)			750,188	24.5	122.48	758,159	-7,971	-1.1
10,180	ISHARES DJ US REAL ESTATE (TAA)	IYR TAA	75.21	765,638	25.0	76.29	776,678	-11,040	-1.4
10,180	11/2/2015 (040041)			765,638	25.0	76.29	776,678	-11,040	-1.4
6,775	POWERSHARES QQQ NASDAQ 100 (TAA)	QQQ TAA	114.02	772,485	25.3	114.06	772,732	-247	0.0
6,775	11/2/2015 (040041)			772,485	25.3	114.06	772,732	-247	0.0
3,685	SPDR S&P 500 ETF TRUST (TAA)	SPY TAA	208.69	769,023	25.2	209.16	770,764	-1,741	-0.2
3,685	11/2/2015 (040041)			769,023	25.2	209.16	770,764	-1,741	-0.2
Total Tactical Assets				3,057,334	100.0		3,078,333	-20,999	-0.7
Total TACTICAL ASSETS				3,057,334	22.9		3,078,333	-20,999	-0.7

# VADASZ FAMILY FOUNDATION

Account: 040041  
Report Period: November 28, 2014 to November 30, 2015

## Realized Gains & Losses

### Short Term

Purchase	Sell	Shares/ Security		Par Value		ID	Security	Cost Basis	Proceeds	Gains/Loss
Date	Date									
12/15/2014	2/13/2015	575	ACM	AECOM				17,103.24	15,721.50	-1,381.74
		575						17,103.24	15,721.50	-1,381.74
2/13/2015	3/18/2015	910	ARRS	ARRIS GROUP INC				24,314.50	27,814.52	3,500.02
		910						24,314.50	27,814.52	3,500.02
1/30/2015	3/2/2015	20,120	BND.TAA	VANGUARD TOTAL BOND MARKET				1,667,657.88	1,652,883.22	-14,774.66
		10,580						890,427.04	875,998.93	-14,428.11
8/31/2015	10/1/2015	155						12,627.96	12,683.93	55.97
8/31/2015	11/2/2015	9,385						764,602.88	764,200.36	-402.52
2/13/2015	10/19/2015	230	CAH	CARDINAL HEALTH INC				19,703.53	18,394.14	-1,309.39
		230						19,703.53	18,394.14	-1,309.39
10/13/2014	2/13/2015	310	CE	CELANESE CORP-SERIES A				16,075.35	17,943.16	1,867.81
		310						16,075.35	17,943.16	1,867.81
3/18/2015	8/13/2015	980	DAN	DANA HOLDING CORPORATION				20,359.73	18,101.81	-2,257.92
		980						20,359.73	18,101.81	-2,257.92
8/13/2015	10/19/2015	315	DOX	AMDOCS LTD				18,801.63	18,354.17	-447.46
		315						18,801.63	18,354.17	-447.46
9/3/2015	10/5/2015	9,545	EEM	ISHARES MSCI EMR				316,425.70	329,688.37	13,262.67
		9,545						316,425.70	329,688.37	13,262.67
3/2/2015	3/31/2015	25,155	EFA.TAA	ISHARES MSCI EAFE INDEX FUND (TAA)				1,654,579.45	1,604,788.36	-49,791.09
		13,365						869,224.45	857,233.11	-11,991.34
5/29/2015	6/30/2015	11,790						785,355.00	747,555.25	-37,799.75
8/13/2015	10/19/2015	160	GILD	GILEAD SCIENCES INC				18,585.37	16,481.20	-2,104.17
		160						18,585.37	16,481.20	-2,104.17
1/30/2015	3/2/2015	7,350	GLD.TAA	SPDR GOLD TRUST (TAA)				904,197.13	853,905.69	-50,291.44
		7,350						904,197.13	853,905.69	-50,291.44
11/3/2014	12/1/2014	32,730	IWN.TAA	ISHARES RUSSELL 2000 VALUE (TAA)				3,324,713.80	3,248,004.96	-76,708.84
		8,100						812,353.90	798,863.43	-13,490.47

# VADASZ FAMILY FOUNDATION

Account: 040041  
Report Period: November 28, 2014 to November 30, 2015

## Short Term

Purchase	Sell	Date	Par Value	Shares/ Security	ID	Security	Cost Basis	Proceeds	Gains/Loss
			32,730	IWN.TAA		ISHARES RUSSELL 2000 VALUE (TAA)	3,324,713.80	3,248,004.96	-76,708.84
1/5/2015	1/30/2015		8,840				887,557.33	871,099.88	-16,457.45
3/31/2015	5/1/2015		8,420				868,025.07	853,342.35	-14,682.72
7/1/2015	7/31/2015		7,370				756,777.50	724,699.30	-32,078.20
			32,690	IYR.TAA		ISHARES DJ US REAL ESTATE (TAA)	2,502,790.83	2,482,912.29	-19,878.54
10/31/2014	1/30/2015		11,110				832,480.14	909,093.37	76,613.23
3/2/2015	4/30/2015		11,005				879,313.95	827,047.80	-52,266.15
7/31/2015	8/31/2015		10,575				790,996.74	746,771.12	-44,225.62
			430	KEYS		KEYSIGHT TECHNOLOGIES INC	15,709.84	13,982.30	-1,727.54
2/13/2015	6/15/2015		430				15,709.84	13,982.30	-1,727.54
			13,815	LQD.TAA		ISHARES IBOX INV GR CORP BD (TAA)	1,656,464.03	1,636,506.28	-19,957.75
1/30/2015	3/2/2015		7,205				890,564.96	871,420.49	-19,144.47
10/1/2015	11/2/2015		6,610				765,899.07	765,085.79	-813.28
			525	LXK		LEXMARK INTERNATIONAL INC-A	20,407.67	17,015.18	-3,392.49
3/18/2015	8/13/2015		525				20,407.67	17,015.18	-3,392.49
			470	MU		MICRON TECHNOLOGY INC	15,082.74	13,085.25	-1,997.49
11/17/2014	3/18/2015		470				15,082.74	13,085.25	-1,997.49
			6,140	NWHFX		NATIONWIDE BAILARD COGNITIVE VALUE FUND	71,168.41	70,000.00	-1,168.41
12/17/2014	8/28/2015		506				5,863.22	5,772.08	-91.14
12/17/2014	8/28/2015		5,546				64,226.41	63,228.07	-998.34
6/15/2015	8/28/2015		88				1,078.78	999.85	-78.93
			5,366	NWHLX		NATIONWIDE BAILARD INTERNATIONAL EQUITY FUND	41,565.39	42,233.56	668.17
12/17/2014	8/28/2015		4,492				34,227.62	35,350.58	1,122.96
6/15/2015	8/28/2015		875				7,337.77	6,882.98	-454.79
			557	NWWEX		NATIONWIDE BAILARD EMERGING MARKETS EQUITY FUND	5,316.28	4,680.63	-635.65
12/17/2014	9/3/2015		557				5,316.28	4,680.63	-635.65
			765	PPC		PILGRIMS PRIDE CORP	23,036.37	20,184.00	-2,852.37
8/13/2014	2/13/2015		765				23,036.37	20,184.00	-2,852.37

Bailard

# VADASZ FAMILY FOUNDATION

Account: 040041  
Report Period: November 28, 2014 to November 30, 2015

## Short Term

Purchase	Sell	Shares/	Security	Par Value	ID	Security	Cost Basis	Proceeds	Gains/Loss
Date	Date								
		16,720	QQQ.TAA	POWERSHARES QQQ NASDAQ 100 (TAA)			1,669,596.34	1,724,883.89	55,287.55
5/30/2014	1/5/2015	8,690					792,676.86	887,968.64	95,291.78
3/2/2015	8/31/2015	8,030					876,919.48	836,915.25	-40,004.23
10/13/2014	12/15/2014	895	RES	RPC INC			14,910.61	10,945.34	-3,965.27
		895					14,910.61	10,945.34	-3,965.27
8/13/2014	5/19/2015	880	SANM	SANMINA CORPORATION			20,692.29	18,762.95	-1,929.34
		880					20,692.29	18,762.95	-1,929.34
8/7/2014	7/8/2015	1,300	SCPB	SPDR BARCLAYS SHORT TERM CORP ETF			39,995.39	39,810.62	-184.77
		1,300					39,995.39	39,810.62	-184.77
		19,195	SHY.TAA	ISHARES BARCLAYS 1-3 YEAR TREASURY (TAA)			1,627,522.30	1,627,813.28	290.98
5/1/2015	7/31/2015	10,020					849,656.85	850,144.35	487.50
8/31/2015	11/2/2015	9,035					765,996.11	765,783.56	-212.55
8/31/2015	10/1/2015	140					11,869.34	11,885.37	16.03
12/1/2014	1/30/2015	7,895	SPY.TAA	SPDR S&P 500 ETF TRUST (TAA)			1,633,587.96	1,575,942.40	-57,645.56
4/30/2015	8/31/2015	3,945					812,058.40	795,388.04	-16,670.36
		3,950					821,529.56	780,554.36	-40,975.20
12/15/2014	9/14/2015	575	STRZA	STARZ			16,651.12	21,886.31	5,235.19
		575					16,651.12	21,886.31	5,235.19
8/1/2014	1/30/2015	7,310	TLT TAA	ISHARES 20+ YEAR TREASURY BOND (TAA)			833,804.98	926,036.54	92,231.56
8/1/2014	4/30/2015	510					58,014.12	70,140.31	12,126.19
7/31/2015	8/31/2015	6,540					743,945.73	823,858.28	79,912.55
7/31/2015	10/1/2015	95					11,635.72	11,559.06	-76.66
7/31/2015	10/1/2015	165					20,209.41	20,478.89	269.48
4/30/2015	5/29/2015	10,110	XLE.TAA	ENERGY SELECT SECTOR SPDR (TAA)			834,604.62	793,439.58	-41,165.04
		10,110					834,604.62	793,439.58	-41,165.04
Total Realized Short Term Gains/Losses							19,045,424.48	18,862,201.50	-183,222.98

# VADASZ FAMILY FOUNDATION

Account: 040041  
Report Period: November 28, 2014 to November 30, 2015

## Long Term

Purchase	Sell	Shares/	Security	Par Value	ID	Cost Basis	Proceeds	Gains/Loss
Date	Date							
12/12/2013	6/1/2015	105,000	38143USC6	105,000	GOLDMAN SACHS GROUP INC	106,748.22	106,836.45	88.23
						106,748.22	106,836.45	88.23
3/30/2006	6/1/2015	5,905	AGG	5,905	ISHARES CORE U.S. AGGREGATE BOND ETF	591,552.04	644,053.28	52,501.24
						65,902.63	72,883.33	6,980.70
3/30/2006	8/28/2015	1,215		1,215		120,408.57	132,446.08	12,037.51
3/30/2006	9/1/2015	2,945		2,945		291,854.51	320,963.93	29,109.42
3/30/2006	9/25/2015	460		460		45,586.78	50,174.29	4,587.51
8/7/2014	8/28/2015	620		620		67,799.56	67,585.65	-213.91
1/19/2005	12/31/2014	11,945	BBKR	11,945	BAILARD REIT	298,981.34	250,000.00	-48,981.34
						142,132.76	122,451.81	-19,680.95
12/30/2005	12/31/2014	2,130		2,130		52,005.48	44,578.02	-7,427.46
12/29/2006	12/31/2014	1,577		1,577		41,212.18	33,000.67	-8,211.51
3/30/2007	12/31/2014	441		441		11,661.88	9,237.30	-2,424.58
6/29/2007	12/31/2014	788		788		21,090.80	16,490.35	-4,600.45
12/31/2007	12/31/2014	533		533		14,175.47	11,155.39	-3,020.08
3/31/2008	12/31/2014	625		625		16,702.77	13,086.46	-3,616.31
1/1/1999	4/6/2015	13,048	CSCO	13,048	CISCO SYSTEMS INC	4,492.30	373,432.59	368,940.29
						824.58	65,351.80	64,527.22
1/1/1999	4/30/2015	2,395		2,395		3,667.72	308,080.79	304,413.07
10/16/2013	11/16/2015	290	HRS	290	HARRIS CORP	16,954.67	23,073.91	6,119.24
						16,954.67	23,073.91	6,119.24
7/22/2013	2/13/2015	275	LYB	275	LYONDELLBASELL INDUSTRIES NV	18,894.00	24,619.82	5,725.82
						18,894.00	24,619.82	5,725.82
5/30/2001	12/1/2014	9,209	NWHFX	9,209	NATIONWIDE BAILARD COGNITIVE VALUE FUND	96,295.52	120,000.00	23,704.48
						74,962.52	100,000.00	25,037.48
12/16/2013	4/30/2015	820		820		10,172.13	10,000.00	-172.13
12/16/2013	9/1/2015	309		309		3,837.73	3,463.54	-374.19
12/16/2013	9/1/2015	512		512		6,350.43	5,731.25	-619.18
6/16/2014	9/1/2015	72		72		972.71	805.20	-167.51

# VADASZ FAMILY FOUNDATION

Account: 040041  
Report Period: November 28, 2014 to November 30, 2015

## Long Term

Purchase	Sell	Shares/	Security	Par Value	ID	Cost Basis	Proceeds	Gains/Loss
Date	Date							
		17,869	NWHLX			103,128.36	142,766.44	39,638.08
			NATIONWIDE BAILLARD INTERNATIONAL EQUITY FUND					
11/18/2003	8/28/2015	1,622				8,208.15	12,766.44	4,558.28
11/18/2003	12/2/2014	5,931				30,011.86	50,000.00	19,988.14
11/18/2003	12/19/2014	604				3,054.86	4,739.26	1,684.40
11/18/2003	9/1/2015	3,289				16,644.74	25,000.00	8,355.26
11/18/2003	9/15/2015	1,931				9,768.34	15,000.00	5,231.66
12/16/2013	12/19/2014	4,492				35,440.41	35,260.74	-179.67
		13,928	NWHQX			110,104.63	245,000.01	134,895.38
			NATIONWIDE BAILLARD TECHNOLOGY & SCIENCE FUND					
3/10/2004	8/28/2015	45				356.01	769.01	413.00
3/10/2004	4/30/2015	401				3,156.84	6,983.55	3,826.71
3/10/2004	12/1/2014	5,388				42,403.01	100,000.00	57,596.99
3/15/2004	8/28/2015	7,308				56,780.87	124,230.99	67,450.12
3/15/2004	9/1/2015	613				4,763.95	10,000.00	5,236.05
12/16/2013	4/30/2015	173				2,643.95	3,016.46	372.51
		37,919	NWWEX			381,871.05	318,388.32	-63,482.73
			NATIONWIDE BAILLARD EMERGING MARKETS EQUITY FUND					
4/3/2014	9/1/2015	1,200				12,089.59	9,975.00	-2,114.59
4/3/2014	9/3/2015	36,719				369,781.46	308,413.32	-61,368.14
		477	OPWR			4,245.30	7,168.79	2,923.49
11/24/2010	12/1/2014	477				4,245.30	7,168.79	2,923.49
		295	PKG			17,206.21	22,570.82	5,364.61
10/16/2013	12/15/2014	295				17,206.21	22,570.82	5,364.61
		954	SSNI.VC			8,109.00	12,955.67	4,846.67
10/1/2008	10/29/2015	954				8,109.00	12,955.67	4,846.67
		415	STX			11,844.92	21,357.39	9,512.47
10/17/2012	8/13/2015	415				11,844.92	21,357.39	9,512.47
		575	VDE			70,980.25	53,993.03	-16,987.22
7/22/2013	10/7/2015	300				36,014.95	28,170.28	-7,844.67
11/22/2013	10/7/2015	275				34,965.30	25,822.75	-9,142.55

# VADASZ FAMILY FOUNDATION

Account: 040041  
Report Period: November 28, 2014 to November 30, 2015

## Long Term

Purchase	Sell	Shares/	Security	Par Value	ID	Security	Cost Basis	Proceeds	Gains/Loss
Date	Date								
7/22/2013	12/1/2014	505	VTI	505		VANGUARD TOTAL STOCK MKT VIPERS	44,279.47	53,346.15	9,066.68
		505					44,279.47	53,346.15	9,066.68
5/12/2014	10/19/2015	320	VZ	320		VERIZON COMMUNICATIONS INC	15,482.13	14,247.27	-1,234.86
		320					15,482.13	14,247.27	-1,234.86
7/22/2013	11/16/2015	275	WDC	275		WESTERN DIGITAL CORP	19,376.49	16,921.09	-2,455.40
		275					19,376.49	16,921.09	-2,455.40
Total Realized Long Term Gains/Losses							1,920,545.90	2,450,731.03	530,185.13

## Zero Gain Loss

Purchase	Sell	Shares/	Security	Par Value	ID	Security	Cost Basis	Proceeds	Gains/Loss
Date	Date								
6/30/2015	7/1/2015	1,525,455	CASH.TAA	1,525,455		CASH (TAA)	1,525,455.25	1,525,455.25	0.00
8/31/2015	10/1/2015	747,555		747,555			747,555.25	747,555.25	0.00
		777,900		777,900			777,900.00	777,900.00	0.00
Total Realized Zero Gains/Losses							1,525,455.25	1,525,455.25	0.00