



See a Social Security Number? Say Something!
Report Privacy Problems to <https://public.resource.org/privacy>
Or call the IRS Identity Theft Hotline at 1-800-908-4490



Form

990-PF

Department of the Treasury
Internal Revenue Service

Return of Private Foundation

or Section 4947(a)(1) Trust Treated as Private Foundation

Do not enter social security numbers on this form as it may be made public.

Information about Form 990-PF and its instructions is at www.irs.gov/form990pf.

OMB No 1545-0052

2014

Open to Public Inspection

For calendar year 2014, or tax year beginning 11-01-2014 , and ending 10-31-2015

| | | | |
|--|--|--|--|
| Name of foundation Tecumseh Foundation | | A Employer identification number 88-0299804 | |
| % FOUNDATION SOURCE | | B Telephone number (see instructions) (800) 839-1754 | |
| Number and street (or P O box number if mail is not delivered to street address) Foundation Source 501 Silverside Rd | | Room/suite | |
| City or town, state or province, country, and ZIP or foreign postal code Wilmington, DE 198091377 | | C If exemption application is pending, check here <input type="checkbox"/> | |
| G Check all that apply <input type="checkbox"/> Initial return <input type="checkbox"/> Initial return of a former public charity <input type="checkbox"/> Final return <input type="checkbox"/> Amended return <input type="checkbox"/> Address change <input type="checkbox"/> Name change | | D 1. Foreign organizations, check here <input type="checkbox"/> 2. Foreign organizations meeting the 85% test, check here and attach computation <input type="checkbox"/> | |
| H Check type of organization <input checked="" type="checkbox"/> Section 501(c)(3) exempt private foundation <input type="checkbox"/> Section 4947(a)(1) nonexempt charitable trust <input type="checkbox"/> Other taxable private foundation | | E If private foundation status was terminated under section 507(b)(1)(A), check here <input type="checkbox"/> | |
| I Fair market value of all assets at end of year (from Part II, col. (c), line 16) \$ 4,118,291 | | F If the foundation is in a 60-month termination under section 507(b)(1)(B), check here <input type="checkbox"/> | |
| J Accounting method <input checked="" type="checkbox"/> Cash <input type="checkbox"/> Accrual <input type="checkbox"/> Other (specify) _____ (Part I, column (d) must be on cash basis.) | | | |

| Part I Analysis of Revenue and Expenses <small>(The total of amounts in columns (b), (c), and (d) may not necessarily equal the amounts in column (a) (see instructions))</small> | | (a) Revenue and expenses per books | (b) Net investment income | (c) Adjusted net income | (d) Disbursements for charitable purposes (cash basis only) |
|--|--|------------------------------------|---------------------------|-------------------------|---|
| Revenue | 1 Contributions, gifts, grants, etc , received (attach schedule) | 0 | | | |
| | 2 Check <input checked="" type="checkbox"/> if the foundation is not required to attach Sch B | | | | |
| | 3 Interest on savings and temporary cash investments | 135 | 135 | | |
| | 4 Dividends and interest from securities. | 74,436 | 74,436 | | |
| | 5a Gross rents | | | | |
| | b Net rental income or (loss) _____ | | | | |
| | 6a Net gain or (loss) from sale of assets not on line 10 | 80,583 | | | |
| | b Gross sales price for all assets on line 6a 1,970,083 | | | | |
| | 7 Capital gain net income (from Part IV, line 2) . . . | | 80,583 | | |
| | 8 Net short-term capital gain | | | | |
| | 9 Income modifications | | | | |
| | 10a Gross sales less returns and allowances | | | | |
| | b Less Cost of goods sold | | | | |
| | c Gross profit or (loss) (attach schedule) | | | | |
| | 11 Other income (attach schedule) | 2,908 | 213 | | |
| | 12 Total. Add lines 1 through 11 | 158,062 | 155,367 | | |
| Operating and Administrative Expenses | 13 Compensation of officers, directors, trustees, etc | 0 | | | |
| | 14 Other employee salaries and wages | | | | |
| | 15 Pension plans, employee benefits | | | | |
| | 16a Legal fees (attach schedule) | | | | |
| | b Accounting fees (attach schedule) | | | | |
| | c Other professional fees (attach schedule) | 27,099 | 27,099 | | |
| | 17 Interest | | | | |
| | 18 Taxes (attach schedule) (see instructions) . . . | 4,515 | 615 | | |
| | 19 Depreciation (attach schedule) and depletion . . . | | | | |
| | 20 Occupancy | | | | |
| | 21 Travel, conferences, and meetings | | | | |
| | 22 Printing and publications | | | | |
| | 23 Other expenses (attach schedule) | 23,297 | 805 | | 21,305 |
| | 24 Total operating and administrative expenses. Add lines 13 through 23 | 54,911 | 28,519 | | 21,305 |
| | 25 Contributions, gifts, grants paid | 156,000 | | | 156,000 |
| | 26 Total expenses and disbursements. Add lines 24 and 25 | 210,911 | 28,519 | | 177,305 |
| | 27 Subtract line 26 from line 12 | | | | |
| | a Excess of revenue over expenses and disbursements | -52,849 | | | |
| | b Net investment income (if negative, enter -0-) | | 126,848 | | |
| | c Adjusted net income (if negative, enter -0-) | | | | |
| | | | | | |

| Part II Balance Sheets | | Attached schedules and amounts in the description column should be for end-of-year amounts only (See instructions) | Beginning of year | End of year | |
|-----------------------------|---|---|-------------------|----------------|-----------------------|
| | | | (a) Book Value | (b) Book Value | (c) Fair Market Value |
| Assets | 1 | Cash—non-interest-bearing | | | |
| | 2 | Savings and temporary cash investments | 69,575 | 297,541 | 297,541 |
| | 3 | Accounts receivable ▶ _____ Less allowance for doubtful accounts ▶ _____ | | | |
| | 4 | Pledges receivable ▶ _____ Less allowance for doubtful accounts ▶ _____ | | | |
| | 5 | Grants receivable | | | |
| | 6 | Receivables due from officers, directors, trustees, and other disqualified persons (attach schedule) (see instructions) | | | |
| | 7 | Other notes and loans receivable (attach schedule) ▶ _____ Less allowance for doubtful accounts ▶ _____ | | | |
| | 8 | Inventories for sale or use | | | |
| | 9 | Prepaid expenses and deferred charges | | | |
| | 10a | Investments—U S and state government obligations (attach schedule) | | | |
| | b | Investments—corporate stock (attach schedule) | 2,127,849 | 2,064,758 | 2,104,023 |
| | c | Investments—corporate bonds (attach schedule). | 100,000 | 100,000 | 120,500 |
| | 11 | Investments—land, buildings, and equipment basis ▶ _____ Less accumulated depreciation (attach schedule) ▶ _____ | | | |
| | 12 | Investments—mortgage loans | | | |
| | 13 | Investments—other (attach schedule) | 1,789,582 | 1,571,858 | 1,596,227 |
| | 14 | Land, buildings, and equipment basis ▶ _____ Less accumulated depreciation (attach schedule) ▶ _____ | | | |
| | 15 | Other assets (describe ▶ _____) | | | |
| | 16 | Total assets (to be completed by all filers—see the instructions Also, see page 1, item I) | 4,087,006 | 4,034,157 | 4,118,291 |
| Liabilities | 17 | Accounts payable and accrued expenses | | | |
| | 18 | Grants payable | | | |
| | 19 | Deferred revenue | | | |
| | 20 | Loans from officers, directors, trustees, and other disqualified persons | | | |
| | 21 | Mortgages and other notes payable (attach schedule) | | | |
| | 22 | Other liabilities (describe ▶ _____) | | | |
| | 23 | Total liabilities (add lines 17 through 22) | | 0 | |
| Net Assets or Fund Balances | Foundations that follow SFAS 117, check here ▶ <input type="checkbox"/> and complete lines 24 through 26 and lines 30 and 31. | | | | |
| | 24 | Unrestricted | | | |
| | 25 | Temporarily restricted | | | |
| | 26 | Permanently restricted | | | |
| | Foundations that do not follow SFAS 117, check here ▶ <input checked="" type="checkbox"/> and complete lines 27 through 31. | | | | |
| | 27 | Capital stock, trust principal, or current funds | | | |
| | 28 | Paid-in or capital surplus, or land, bldg , and equipment fund | | | |
| | 29 | Retained earnings, accumulated income, endowment, or other funds | 4,087,006 | 4,034,157 | |
| | 30 | Total net assets or fund balances (see instructions) | 4,087,006 | 4,034,157 | |
| | 31 | Total liabilities and net assets/fund balances (see instructions) . . . | 4,087,006 | 4,034,157 | |

| Part III Analysis of Changes in Net Assets or Fund Balances | | |
|---|--|-------------|
| 1 | Total net assets or fund balances at beginning of year—Part II, column (a), line 30 (must agree with end-of-year figure reported on prior year’s return) | 1 4,087,006 |
| 2 | Enter amount from Part I, line 27a | 2 -52,849 |
| 3 | Other increases not included in line 2 (itemize) ▶ _____ | 3 |
| 4 | Add lines 1, 2, and 3 | 4 4,034,157 |
| 5 | Decreases not included in line 2 (itemize) ▶ _____ | 5 |
| 6 | Total net assets or fund balances at end of year (line 4 minus line 5)—Part II, column (b), line 30 . | 6 4,034,157 |

Part IV

Capital Gains and Losses for Tax on Investment Income

| | | | | |
|---|---------------------------------------|--|--------------------------------------|----------------------------------|
| (a) List and describe the kind(s) of property sold (e g , real estate, 2-story brick warehouse, or common stock, 200 shs MLC Co) | | (b) How acquired P—Purchase D—Donation | (c) Date acquired (mo , day, yr) | (d) Date sold (mo , day, yr) |
| 1 a | Publicly-traded Securities | | | |
| b | Passthrough K1 Capital Gain | | | |
| c | SEC 751 GAIN ON SALE OF PTSHP-RECLASS | | | |
| d | A&Q MULTI-STRATEGY FUND | P | | 2015-10-28 |
| e | A&Q MULTI-STRATEGY FUND | P | 2014-12-31 | 2015-10-28 |

| | | | |
|-----------------------|--|---|--|
| (e) Gross sales price | (f) Depreciation allowed (or allowable) | (g) Cost or other basis plus expense of sale | (h) Gain or (loss) (e) plus (f) minus (g) |
| a 1,736,656 | | 1,666,897 | 69,759 |
| b | | | -222 |
| c | | | -4,197 |
| d 232,696 | | 217,438 | 15,258 |
| e 731 | | 746 | -15 |

Complete only for assets showing gain in column (h) and owned by the foundation on 12/31/69

| | | | |
|--------------------------|--------------------------------------|---|--|
| (i) F M V as of 12/31/69 | (j) Adjusted basis as of 12/31/69 | (k) Excess of col (i) over col (j), if any | (l) Gains (Col (h) gain minus col (k), but not less than -0-) or Losses (from col (h)) |
| a | | | 69,759 |
| b | | | |
| c | | | |
| d | | | 15,258 |
| e | | | -15 |

| | | | |
|--|---|---|--------|
| 2 Capital gain net income or (net capital loss) | { If gain, also enter in Part I, line 7 If (loss), enter -0- in Part I, line 7 } | 2 | 80,583 |
| 3 Net short-term capital gain or (loss) as defined in sections 1222(5) and (6) If gain, also enter in Part I, line 8, column (c) (see instructions) If (loss), enter -0- in Part I, line 8 | } | 3 | |

Part V

Qualification Under Section 4940(e) for Reduced Tax on Net Investment Income

(For optional use by domestic private foundations subject to the section 4940(a) tax on net investment income)

If section 4940(d)(2) applies, leave this part blank

Was the foundation liable for the section 4942 tax on the distributable amount of any year in the base period? ☐ Yes ☒ No

If "Yes," the foundation does not qualify under section 4940(e) Do not complete this part

1 Enter the appropriate amount in each column for each year, see instructions before making any entries

| | | | |
|--|--|--|---|
| (a) Base period years Calendar year (or tax year beginning in) | (b) Adjusted qualifying distributions | (c) Net value of noncharitable-use assets | (d) Distribution ratio (col (b) divided by col (c)) |
| 2013 | 147,960 | 4,324,637 | 0 034213 |
| 2012 | 124,850 | 4,251,637 | 0 029365 |
| 2011 | 190,843 | 4,198,634 | 0 045454 |
| 2010 | 141,350 | 5,166,257 | 0 02736 |
| 2009 | 245,000 | 5,435,474 | 0 045074 |

| | | |
|---|---|-----------|
| 2 Total of line 1, column (d). | 2 | 0 181466 |
| 3 Average distribution ratio for the 5-year base period—divide the total on line 2 by 5, or by the number of years the foundation has been in existence if less than 5 years | 3 | 0 036293 |
| 4 Enter the net value of noncharitable-use assets for 2014 from Part X, line 5. | 4 | 4,249,415 |
| 5 Multiply line 4 by line 3. | 5 | 154,224 |
| 6 Enter 1% of net investment income (1% of Part I, line 27b). | 6 | 1,268 |
| 7 Add lines 5 and 6. | 7 | 155,492 |
| 8 Enter qualifying distributions from Part XII, line 4. | 8 | 177,305 |

If line 8 is equal to or greater than line 7, check the box in Part VI, line 1b, and complete that part using a 1% tax rate See
the Part VI instructions

Part VI

Excise Tax Based on Investment Income (Section 4940(a), 4940(b), 4940(e), or 4948—see page 18 of the instructions)

| | | | | | |
|----|---|--|-------|----|-------|
| 1a | | Exempt operating foundations described in section 4940(d)(2), check here <input type="checkbox"/> and enter "N/A" on line 1 | | | |
| b | | Domestic foundations that meet the section 4940(e) requirements in Part V, check here <input checked="" type="checkbox"/> and enter 1% of Part I, line 27b | | 1 | 1,268 |
| c | | All other domestic foundations enter 2% of line 27b. Exempt foreign organizations enter 4% of Part I, line 12, col. (b) | | | |
| 2 | | Tax under section 511 (domestic section 4947(a)(1) trusts and taxable foundations only. Others enter -0-) | | 2 | |
| 3 | | Add lines 1 and 2. | | 3 | 1,268 |
| 4 | | Subtitle A (income) tax (domestic section 4947(a)(1) trusts and taxable foundations only. Others enter -0-) | | 4 | |
| 5 | | Tax based on investment income. Subtract line 4 from line 3. If zero or less, enter -0- | | 5 | 1,268 |
| 6 | | Credits/Payments | | | |
| a | 2014 estimated tax payments and 2013 overpayment credited to 2014 | 6a | 6,200 | | |
| b | Exempt foreign organizations—tax withheld at source | 6b | | | |
| c | Tax paid with application for extension of time to file (Form 8868) | 6c | | | |
| d | Backup withholding erroneously withheld | 6d | | | |
| 7 | | Total credits and payments. Add lines 6a through 6d. | | 7 | 6,200 |
| 8 | | Enter any penalty for underpayment of estimated tax. Check here <input checked="" type="checkbox"/> if Form 2220 is attached | | 8 | |
| 9 | | Tax due. If the total of lines 5 and 8 is more than line 7, enter amount owed | | 9 | |
| 10 | | Overpayment. If line 7 is more than the total of lines 5 and 8, enter the amount overpaid. | | 10 | 4,932 |
| 11 | | Enter the amount of line 10 to be Credited to 2015 estimated tax 1,300 Refunded | | 11 | 3,632 |

Part VII-A

Statements Regarding Activities

| | | | | |
|----|--|----|-----|----|
| 1a | During the tax year, did the foundation attempt to influence any national, state, or local legislation or did it participate or intervene in any political campaign? | 1a | | No |
| b | Did it spend more than \$100 during the year (either directly or indirectly) for political purposes (see Instructions for definition)? <i>If the answer is "Yes" to 1a or 1b, attach a detailed description of the activities and copies of any materials published or distributed by the foundation in connection with the activities.</i> | 1b | | No |
| c | Did the foundation file Form 1120-POL for this year? | 1c | | No |
| d | Enter the amount (if any) of tax on political expenditures (section 4955) imposed during the year (1) On the foundation \$ (2) On foundation managers \$ | | | |
| e | Enter the reimbursement (if any) paid by the foundation during the year for political expenditure tax imposed on foundation managers \$ | | | |
| 2 | Has the foundation engaged in any activities that have not previously been reported to the IRS? <i>If "Yes," attach a detailed description of the activities.</i> | 2 | | No |
| 3 | Has the foundation made any changes, not previously reported to the IRS, in its governing instrument, articles of incorporation, or bylaws, or other similar instruments? <i>If "Yes," attach a conformed copy of the changes</i> | 3 | | No |
| 4a | Did the foundation have unrelated business gross income of \$1,000 or more during the year? | 4a | Yes | |
| b | If "Yes," has it filed a tax return on Form 990-T for this year? | 4b | Yes | |
| 5 | Was there a liquidation, termination, dissolution, or substantial contraction during the year? <i>If "Yes," attach the statement required by General Instruction T.</i> | 5 | | No |
| 6 | Are the requirements of section 508(e) (relating to sections 4941 through 4945) satisfied either • By language in the governing instrument, or • By state legislation that effectively amends the governing instrument so that no mandatory directions that conflict with the state law remain in the governing instrument? | 6 | Yes | |
| 7 | Did the foundation have at least \$5,000 in assets at any time during the year? <i>If "Yes," complete Part II, col. (c), and Part XV.</i> | 7 | Yes | |
| 8a | Enter the states to which the foundation reports or with which it is registered (see instructions) NV | | | |
| b | If the answer is "Yes" to line 7, has the foundation furnished a copy of Form 990-PF to the Attorney General (or designate) of each state as required by General Instruction G? <i>If "No," attach explanation.</i> | 8b | Yes | |
| 9 | Is the foundation claiming status as a private operating foundation within the meaning of section 4942(j)(3) or 4942(j)(5) for calendar year 2014 or the taxable year beginning in 2014 (see instructions for Part XIV)? <i>If "Yes," complete Part XIV</i> | 9 | | No |
| 10 | Did any persons become substantial contributors during the tax year? <i>If "Yes," attach a schedule listing their names and addresses.</i> | 10 | | No |

Part VII-A

Statements Regarding Activities *(continued)*

| | | | | |
|---|---|----|-----|----|
| 11 | At any time during the year, did the foundation, directly or indirectly, own a controlled entity within the meaning of section 512(b)(13)? If "Yes," attach schedule (see instructions). | 11 | | No |
| 12 | Did the foundation make a distribution to a donor advised fund over which the foundation or a disqualified person had advisory privileges? If "Yes," attach statement (see instructions) | 12 | | No |
| 13 | Did the foundation comply with the public inspection requirements for its annual returns and exemption application? | 13 | Yes | |
| Website address | | | | |
| 14 | The books are in care of FOUNDATION SOURCE Telephone no (800) 839-1754 Located at 501 SILVERSIDE ROAD STE 123 wilmington DE ZIP+4 198091377 | | | |
| 15 | Section 4947(a)(1) nonexempt charitable trusts filing Form 990-PF in lieu of Form 1041 —Check here and enter the amount of tax-exempt interest received or accrued during the year. | 15 | | |
| 16 | At any time during calendar year 2014, did the foundation have an interest in or a signature or other authority over a bank, securities, or other financial account in a foreign country? | 16 | Yes | No |
| See instructions for exceptions and filing requirements for FinCEN Form 114, Report of Foreign Bank and Financial Accounts (FBAR) If "Yes", enter the name of the foreign country | | | | |

Part VII-B

Statements Regarding Activities for Which Form 4720 May Be Required

| | | | | |
|---|--|----|-----|----|
| File Form 4720 if any item is checked in the "Yes" column, unless an exception applies. | | | Yes | No |
| 1a | During the year did the foundation (either directly or indirectly) (1) Engage in the sale or exchange, or leasing of property with a disqualified person? (2) Borrow money from, lend money to, or otherwise extend credit to (or accept it from) a disqualified person? (3) Furnish goods, services, or facilities to (or accept them from) a disqualified person? (4) Pay compensation to, or pay or reimburse the expenses of, a disqualified person? (5) Transfer any income or assets to a disqualified person (or make any of either available for the benefit or use of a disqualified person)? (6) Agree to pay money or property to a government official? (Exception. Check "No" if the foundation agreed to make a grant to or to employ the official for a period after termination of government service, if terminating within 90 days). If any answer is "Yes" to 1a(1)–(6), did any of the acts fail to qualify under the exceptions described in Regulations section 53.4941(d)-3 or in a current notice regarding disaster assistance (see instructions)? Organizations relying on a current notice regarding disaster assistance check here. | | | |
| c | Did the foundation engage in a prior year in any of the acts described in 1a, other than excepted acts, that were not corrected before the first day of the tax year beginning in 2014? | 1c | | No |
| 2 | Taxes on failure to distribute income (section 4942) (does not apply for years the foundation was a private operating foundation defined in section 4942(j)(3) or 4942(j)(5)) | | | |
| a | At the end of tax year 2014, did the foundation have any undistributed income (lines 6d and 6e, Part XIII) for tax year(s) beginning before 2014? If "Yes," list the years 20 , 20 , 20 , 20 | | | |
| b | Are there any years listed in 2a for which the foundation is not applying the provisions of section 4942(a)(2) (relating to incorrect valuation of assets) to the year's undistributed income? (If applying section 4942(a)(2) to all years listed, answer "No" and attach statement—see instructions). | 2b | | |
| c | If the provisions of section 4942(a)(2) are being applied to any of the years listed in 2a, list the years here 20 , 20 , 20 , 20 | | | |
| 3a | Did the foundation hold more than a 2% direct or indirect interest in any business enterprise at any time during the year? | | | |
| b | If "Yes," did it have excess business holdings in 2014 as a result of (1) any purchase by the foundation or disqualified persons after May 26, 1969, (2) the lapse of the 5-year period (or longer period approved by the Commissioner under section 4943(c)(7)) to dispose of holdings acquired by gift or bequest, or (3) the lapse of the 10-, 15-, or 20-year first phase holding period? (Use Schedule C, Form 4720, to determine if the foundation had excess business holdings in 2014.). | 3b | | |
| 4a | Did the foundation invest during the year any amount in a manner that would jeopardize its charitable purposes? | 4a | | No |
| b | Did the foundation make any investment in a prior year (but after December 31, 1969) that could jeopardize its charitable purpose that had not been removed from jeopardy before the first day of the tax year beginning in 2014? | 4b | | No |

Part VII-B

Statements Regarding Activities for Which Form 4720 May Be Required (continued)

| | | | | |
|----|--|---|--|----|
| 5a | During the year did the foundation pay or incur any amount to | | | |
| | (1) Carry on propaganda, or otherwise attempt to influence legislation (section 4945(e))? | <input type="checkbox"/> Yes <input checked="" type="checkbox"/> No | | |
| | (2) Influence the outcome of any specific public election (see section 4955), or to carry on, directly or indirectly, any voter registration drive? | <input type="checkbox"/> Yes <input checked="" type="checkbox"/> No | | |
| | (3) Provide a grant to an individual for travel, study, or other similar purposes? | <input type="checkbox"/> Yes <input checked="" type="checkbox"/> No | | |
| | (4) Provide a grant to an organization other than a charitable, etc , organization described in section 4945(d)(4)(A)? (see instructions). | <input type="checkbox"/> Yes <input checked="" type="checkbox"/> No | | |
| | (5) Provide for any purpose other than religious, charitable, scientific, literary, or educational purposes, or for the prevention of cruelty to children or animals? | <input type="checkbox"/> Yes <input checked="" type="checkbox"/> No | | |
| b | If any answer is "Yes" to 5a(1)–(5), did any of the transactions fail to qualify under the exceptions described in Regulations section 53.4945 or in a current notice regarding disaster assistance (see instructions)? | 5b | | |
| | Organizations relying on a current notice regarding disaster assistance check here. | <input checked="" type="checkbox"/> | | |
| c | If the answer is "Yes" to question 5a(4), does the foundation claim exemption from the tax because it maintained expenditure responsibility for the grant? | <input type="checkbox"/> Yes <input type="checkbox"/> No | | |
| | If "Yes," attach the statement required by Regulations section 53.4945–5(d). | | | |
| 6a | Did the foundation, during the year, receive any funds, directly or indirectly, to pay premiums on a personal benefit contract? | <input type="checkbox"/> Yes <input checked="" type="checkbox"/> No | | |
| b | Did the foundation, during the year, pay premiums, directly or indirectly, on a personal benefit contract? | 6b | | No |
| | If "Yes" to 6b, file Form 8870. | | | |
| 7a | At any time during the tax year, was the foundation a party to a prohibited tax shelter transaction? | <input type="checkbox"/> Yes <input checked="" type="checkbox"/> No | | |
| b | If yes, did the foundation receive any proceeds or have any net income attributable to the transaction? | 7b | | |

Part VIII

Information About Officers, Directors, Trustees, Foundation Managers, Highly Paid Employees, and Contractors

| | | | | |
|--|---|---|---|---------------------------------------|
| 1 List all officers, directors, trustees, foundation managers and their compensation (see instructions). | | | | |
| (a) Name and address | (b) Title, and average hours per week devoted to position | (c) Compensation (If not paid, enter -0-) | (d) Contributions to employee benefit plans and deferred compensation | (e) Expense account, other allowances |
| Jill Wing Armijo | VP / Sec / Treas | 0 | 0 | 0 |
| Foundation Source 501 Silverside Rd Wilmington, DE 198091377 | 1 0 | | | |
| Caroline S Wing | Pres / Dir | 0 | 0 | 0 |
| Foundation Source 501 Silverside Rd Wilmington, DE 198091377 | 1 0 | | | |
| Holly Wing | VP / Dir | 0 | 0 | 0 |
| Foundation Source 501 Silverside Rd Wilmington, DE 198091377 | 1 0 | | | |
| 2 Compensation of five highest-paid employees (other than those included on line 1—see instructions). If none, enter "NONE." | | | | |
| (a) Name and address of each employee paid more than \$50,000 | (b) Title, and average hours per week devoted to position | (c) Compensation | (d) Contributions to employee benefit plans and deferred compensation | (e) Expense account, other allowances |
| | | | | |
| | | | | |
| | | | | |
| | | | | |
| | | | | |
| | | | | |
| | | | | |
| | | | | |
| | | | | |
| Total number of other employees paid over \$50,000. | | | | |

Part VIII

[illegible]

| | |
|--|---|
| Total number of others receiving over \$50,000 for professional services. | 1 |
|--|---|

Part IX-A

| List the foundation's four largest direct charitable activities during the tax year. Include relevant statistical information such as the number of organizations and other beneficiaries served, conferences convened, research papers produced, etc. | Expenses |
|--|----------|
| 1 | |
| 2 | |
| 3 | |
| 4 | |

Part IX-B

| Describe the two largest program-related investments made by the foundation during the tax year on lines 1 and 2 | Amount |
|--|--------|
| 1 | |
| | |
| | |
| 2 | |
| | |
| | |
| All other program-related investments See instructions | |
| 3 | |
| | |
| | |

[illegible]

Part X

Minimum Investment Return (All domestic foundations must complete this part. Foreign foundations, see instructions.)

| | | | |
|---|--|----|-----------|
| 1 | Fair market value of assets not used (or held for use) directly in carrying out charitable, etc , purposes | | |
| a | Average monthly fair market value of securities. | 1a | 2,486,653 |
| b | Average of monthly cash balances. | 1b | 100,405 |
| c | Fair market value of all other assets (see instructions). | 1c | 1,727,069 |
| d | Total (add lines 1a, b, and c). | 1d | 4,314,127 |
| e | Reduction claimed for blockage or other factors reported on lines 1a and 1c (attach detailed explanation). | 1e | |
| 2 | Acquisition indebtedness applicable to line 1 assets. | 2 | 0 |
| 3 | Subtract line 2 from line 1d. | 3 | 4,314,127 |
| 4 | Cash deemed held for charitable activities Enter 1 1/2% of line 3 (for greater amount, see instructions). | 4 | 64,712 |
| 5 | Net value of noncharitable-use assets. Subtract line 4 from line 3 Enter here and on Part V, line 4 | 5 | 4,249,415 |
| 6 | Minimum investment return. Enter 5% of line 5. | 6 | 212,471 |

Part XI

Distributable Amount (see instructions) (Section 4942(j)(3) and (j)(5) private operating foundations and certain foreign organizations check here ☐ and do not complete this part.)

| | | | |
|----|---|----|---------|
| 1 | Minimum investment return from Part X, line 6. | 1 | 212,471 |
| 2a | Tax on investment income for 2014 from Part VI, line 5. | 2a | 1,268 |
| b | Income tax for 2014 (This does not include the tax from Part VI). | 2b | |
| c | Add lines 2a and 2b. | 2c | 1,268 |
| 3 | Distributable amount before adjustments Subtract line 2c from line 1. | 3 | 211,203 |
| 4 | Recoveries of amounts treated as qualifying distributions. | 4 | |
| 5 | Add lines 3 and 4. | 5 | 211,203 |
| 6 | Deduction from distributable amount (see instructions). | 6 | |
| 7 | Distributable amount as adjusted Subtract line 6 from line 5 Enter here and on Part XIII, line 1. | 7 | 211,203 |

Part XII

Qualifying Distributions (see instructions)

| | | | |
|---|--|----|---------|
| 1 | Amounts paid (including administrative expenses) to accomplish charitable, etc , purposes | | |
| a | Expenses, contributions, gifts, etc —total from Part I, column (d), line 26. | 1a | 177,305 |
| b | Program-related investments—total from Part IX-B. | 1b | 0 |
| 2 | Amounts paid to acquire assets used (or held for use) directly in carrying out charitable, etc , purposes. | 2 | 0 |
| 3 | Amounts set aside for specific charitable projects that satisfy the | | |
| a | Suitability test (prior IRS approval required). | 3a | 0 |
| b | Cash distribution test (attach the required schedule). | 3b | 0 |
| 4 | Qualifying distributions. Add lines 1a through 3b Enter here and on Part V, line 8, and Part XIII, line 4 | 4 | 177,305 |
| 5 | Foundations that qualify under section 4940(e) for the reduced rate of tax on net investment income Enter 1% of Part I, line 27b (see instructions). | 5 | 1,268 |
| 6 | Adjusted qualifying distributions. Subtract line 5 from line 4. | 6 | 176,037 |

Note: The amount on line 6 will be used in Part V, column (b), in subsequent years when calculating whether the foundation qualifies for the section 4940(e) reduction of tax in those years

Part XIII

Undistributed Income (see instructions)

| | (a) Corpus | (b) Years prior to 2013 | (c) 2013 | (d) 2014 |
|---|---------------|----------------------------|-------------|-------------|
| 1 Distributable amount for 2014 from Part XI, line 7 | | | | 211,203 |
| 2 Undistributed income, if any, as of the end of 2014 | | | | |
| a Enter amount for 2013 only. | | | 174,383 | |
| b Total for prior years 2012 , 2011 , 2010 | | | | |
| 3 Excess distributions carryover, if any, to 2014 | | | | |
| a From 2009. | | | | |
| b From 2010. | | | | |
| c From 2011. | | | | |
| d From 2012. | | | | |
| e From 2013. | | | | |
| f Total of lines 3a through e. | | | | |
| 4 Qualifying distributions for 2014 from Part XII, line 4 ➤ \$ 177,305 | | | | |
| a Applied to 2013, but not more than line 2a | | | 174,383 | |
| b Applied to undistributed income of prior years (Election required—see instructions). | | | | |
| c Treated as distributions out of corpus (Election required—see instructions). | | | | |
| d Applied to 2014 distributable amount. | | | | 2,922 |
| e Remaining amount distributed out of corpus | 0 | | | |
| 5 Excess distributions carryover applied to 2014 (If an amount appears in column (d), the same amount must be shown in column (a).) | | | | |
| 6 Enter the net total of each column as indicated below: | | | | |
| a Corpus Add lines 3f, 4c, and 4e Subtract line 5 | 0 | | | |
| b Prior years' undistributed income Subtract line 4b from line 2b. | | | | |
| c Enter the amount of prior years' undistributed income for which a notice of deficiency has been issued, or on which the section 4942(a) tax has been previously assessed. | | | | |
| d Subtract line 6c from line 6b Taxable amount—see instructions | | | | |
| e Undistributed income for 2013 Subtract line 4a from line 2a Taxable amount—see instructions | | | | |
| f Undistributed income for 2014 Subtract lines 4d and 5 from line 1 This amount must be distributed in 2015 | | | | 208,281 |
| 7 Amounts treated as distributions out of corpus to satisfy requirements imposed by section 170(b)(1)(F) or 4942(g)(3) (Election may be required - see instructions) | | | | |
| 8 Excess distributions carryover from 2009 not applied on line 5 or line 7 (see instructions) . . . | | | | |
| 9 Excess distributions carryover to 2015. Subtract lines 7 and 8 from line 6a | 0 | | | |
| 10 Analysis of line 9 | | | | |
| a Excess from 2010. . . . | | | | |
| b Excess from 2011. . . . | | | | |
| c Excess from 2012. . . . | | | | |
| d Excess from 2013. . . . | | | | |
| e Excess from 2014. . . . 0 | | | | |

Part XIVPrivate Operating Foundations (see instructions and Part VII-A, question 9)

1a

If the foundation has received a ruling or determination letter that it is a private operating foundation, and the ruling is effective for 2014, enter the date of the ruling.

b

Check box to indicate whether the organization is a private operating foundation described in section 4942(j)(3) or 4942(j)(5)

☐ 4942(j)(3) or ☐ 4942(j)(5)

| | | | | | | |
|----|--|----------|---------------|----------|----------|-----------|
| 2a | Enter the lesser of the adjusted net income from Part I or the minimum investment return from Part X for each year listed | Tax year | Prior 3 years | | | (e) Total |
| | | (a) 2014 | (b) 2013 | (c) 2012 | (d) 2011 | |
| | | | | | | |
| b | 85% of line 2a | | | | | |
| c | Qualifying distributions from Part XII, line 4 for each year listed | | | | | |
| d | Amounts included in line 2c not used directly for active conduct of exempt activities | | | | | |
| e | Qualifying distributions made directly for active conduct of exempt activities Subtract line 2d from line 2c | | | | | |
| 3 | Complete 3a, b, or c for the alternative test relied upon | | | | | |
| a | "Assets" alternative test—enter | | | | | |
| | (1) Value of all assets | | | | | |
| | (2) Value of assets qualifying under section 4942(j)(3)(B)(i) | | | | | |
| b | "Endowment" alternative test— enter 2/3 of minimum investment return shown in Part X, line 6 for each year listed. . . . | | | | | |
| c | "Support" alternative test—enter | | | | | |
| | (1) Total support other than gross investment income (interest, dividends, rents, payments on securities loans (section 512(a)(5)), or royalties). | | | | | |
| | (2) Support from general public and 5 or more exempt organizations as provided in section 4942(j)(3)(B)(iii). | | | | | |
| | (3) Largest amount of support from an exempt organization | | | | | |
| | (4) Gross investment income | | | | | |

Part XVSupplementary Information (Complete this part only if the organization had \$5,000 or more in assets at any time during the year—see instructions.)

1

Information Regarding Foundation Managers:

a

List any managers of the foundation who have contributed more than 2% of the total contributions received by the foundation before the close of any tax year (but only if they have contributed more than \$5,000) (See section 507(d)(2))

CAROLINE S WING

b

List any managers of the foundation who own 10% or more of the stock of a corporation (or an equally large portion of the ownership of a partnership or other entity) of which the foundation has a 10% or greater interest

2

Information Regarding Contribution, Grant, Gift, Loan, Scholarship, etc., Programs:

Check here ☒ if the foundation only makes contributions to preselected charitable organizations and does not accept unsolicited requests for funds If the foundation makes gifts, grants, etc (see instructions) to individuals or organizations under other conditions, complete items 2a, b, c, and d

a

The name, address, and telephone number or email address of the person to whom applications should be addressed

b

The form in which applications should be submitted and information and materials they should include

c

Any submission deadlines

d

Any restrictions or limitations on awards, such as by geographical areas, charitable fields, kinds of institutions, or other factors

Part XV

Supplementary Information (continued)

3 Grants and Contributions Paid During the Year or Approved for Future Payment


| Recipient | If recipient is an individual, show any relationship to any foundation manager or substantial contributor | Foundation status of recipient | Purpose of grant or contribution | Amount |
|---|---|--------------------------------|----------------------------------|---------|
| Name and address (home or business) | | | | |
| a Paid during the year See Additional Data Table | | | | |
| Total | | | 3a | 156,000 |
| b Approved for future payment | | | | |
| Total | | | 3b | |

Enter gross amounts unless otherwise indicated


Part XVI-B Relationship of Activities to the Accomplishment of Exempt Purposes

Form **990-PF** (2014)


Form 990PF Part XV Line 3 - Grants and Contributions Paid During the Year or Approved for Future Payment

| Recipient | If recipient is an individual, show any relationship to any foundation manager or substantial contributor | Foundation status of recipient | Purpose of grant or contribution | Amount |
|--|---|--------------------------------|----------------------------------|---------|
| Name and address (home or business) | | | | |
| a <i>Paid during the year</i> | | | | |
| A ROOM OF HER OWN FOUNDATION PO BOX 778 PLACITAS,NM 87043 | N/A | PC | General & Unrestricted | 3,000 |
| AMERICAN CONSERVATORY THEATRE FOUNDATION 30 GRANT AVE FL 7 SAN FRANCISCO,CA 94108 | N/A | PC | General & Unrestricted | 1,000 |
| AMERICAN CONSERVATORY THEATRE FOUNDATION 30 GRANT AVE FL 7 SAN FRANCISCO,CA 94108 | N/A | PC | Sustainable Future Project | 500 |
| BLACKMAN HIGH SCHOOL 3956 BLAZE DR MURFREESBORO,TN 37128 | N/A | PC | Junior ROTC Program | 5,000 |
| BLAIR COMMUNITY SCHOOLS FOUNDATION PO BOX 288 BLAIR,NE 68008 | N/A | PC | General & Unrestricted | 6,000 |
| BLAIR CUBS YOUTH BASEBALL 1131 COREY DR BLAIR,NE 68008 | N/A | PC | General & Unrestricted | 500 |
| BLAIR PUBLIC LIBRARY FOUNDATION 210 S 17TH ST BLAIR,NE 68008 | N/A | PC | General & Unrestricted | 1,000 |
| BOYS & GIRLS CLUBS OF ST HELENA & CALISTOGA INC 1420 TAINTER ST SAINT HELENA,CA 94574 | N/A | PC | General & Unrestricted | 10,000 |
| CENTER FOR RESTORATIVE JUSTICE WORKS 6400 LAUREL CANYON BLVD STE 304 N HOLLYWOOD,CA 91606 | N/A | PC | Get On The Bus Program | 2,000 |
| CLOVERDALE HIGH SCHOOL 97 SCHOOL ST CLOVERDALE,CA 95425 | N/A | PC | General & Unrestricted | 3,000 |
| CLOVERDALE PERFORMING ARTS CENTERINC PO BOX 3 CLOVERDALE,CA 95425 | N/A | PC | General & Unrestricted | 2,000 |
| COMMUNITY FOUNDATION OF JACKSON HOLE PO BOX 574 JACKSON,WY 83001 | N/A | PC | General & Unrestricted | 10,000 |
| COMPASSION WITHOUT BORDERS PO BOX 14995 SANTA ROSA,CA 95402 | N/A | PC | General & Unrestricted | 1,000 |
| CRAIG BOND CHORAL SOCIETY PO BOX 164 SAINT HELENA,CA 94574 | N/A | PC | General & Unrestricted | 500 |
| FIRST LUTHERAN CHURCH 2146 WRIGHT ST BLAIR,NE 68008 | N/A | PC | the General Fund | 1,000 |
| Total  3a | | | | 156,000 |

Form 990PF Part XV Line 3 - Grants and Contributions Paid During the Year or Approved for Future Payment

| Recipient | If recipient is an individual, show any relationship to any foundation manager or substantial contributor | Foundation status of recipient | Purpose of grant or contribution | Amount |
|--|---|--------------------------------|--|---------|
| Name and address (home or business) | | | | |
| a <i>Paid during the year</i> | | | | |
| FIRST PRESBYTERIAN CHURCH OF ST HELENA 1428 SPRING ST ST HELENA,CA 94574 | N/A | PC | General & Unrestricted | 30,000 |
| FIRST PRESBYTERIAN CHURCH OF ST HELENA 1428 SPRING ST ST HELENA,CA 94574 | N/A | PC | Special Offering Fund | 1,000 |
| FIRST PRESBYTERIAN CHURCH OF ST HELENA 1428 SPRING ST ST HELENA,CA 94574 | N/A | PC | Christmas Joy Program | 1,000 |
| FIRST PRESBYTERIAN CHURCH OF ST HELENA 1428 SPRING ST ST HELENA,CA 94574 | N/A | PC | NEWS - Napa Emergency Women's Shelter | 1,000 |
| FRIENDS OF THE CAMEO 1340 MAIN ST SAINT HELENA,CA 94574 | N/A | PC | General & Unrestricted | 1,000 |
| GUNILDA RIANDA SENIOR CENTER ASSOCIATION 1475 MAIN ST SAINT HELENA,CA 94574 | N/A | PC | General & Unrestricted | 5,000 |
| HOLT INTERNATIONAL CHILDRENS SERVICES INC 250 COUNTRY CLUB RD EUGENE,OR 97401 | N/A | PC | General & Unrestricted | 5,000 |
| HOLT INTERNATIONAL CHILDRENS SERVICES INC 250 COUNTRY CLUB RD EUGENE,OR 97401 | N/A | PC | Special needs Adoptions and General & Unrestricted | 10,000 |
| HOMEBOY INDUSTRIES 130 BRUNO ST LOS ANGELES,CA 90012 | N/A | PC | General & Unrestricted | 3,000 |
| JOSEPHS COAT INC PO BOX 390 BLAIR,NE 68008 | N/A | PC | the Washington County Food Pantry | 1,000 |
| NAMI SONOMA COUNTY 182 FARMERS LN STE 202 SANTA ROSA,CA 95405 | N/A | PC | General & Unrestricted | 1,000 |
| NAPA VALLEY YOUTH ADVOCACY CENTER 513 SANITARIUM RD SAINT HELENA,CA 94574 | N/A | PC | General & Unrestricted | 2,000 |
| OPPORTUNITY INTERNATIONAL INC 550 W VAN BUREN STE 200 CHICAGO,IL 60607 | N/A | PC | General & Unrestricted | 15,000 |
| SIEGEL HIGH SCHOOL JUNIOR ROTC 3300 SIEGEL RD MURFREESBORO,TN 37129 | N/A | PC | General & Unrestricted | 5,000 |
| ST HELENA HOSPITAL FOUNDATION 10 WOODLAND RD SAINT HELENA,CA 94574 | N/A | SO II | General & Unrestricted | 500 |
| Total  3a | | | | 156,000 |

Form 990PF Part XV Line 3 - Grants and Contributions Paid During the Year or Approved for Future Payment

| Recipient | If recipient is an individual, show any relationship to any foundation manager or substantial contributor | Foundation status of recipient | Purpose of grant or contribution | Amount |
|--|---|--------------------------------|--------------------------------------|---------|
| Name and address (home or business) | | | | |
| a <i>Paid during the year</i> | | | | |
| ST HELENA NURSERY SCHOOL CORPORATION PO BOX 493 RUTHERFORD, CA 94573 | N/A | PC | General & Unrestricted | 5,000 |
| ST HELENA PUBLIC SCHOOLS FOUNDATION PO BOX 305 SAINT HELENA, CA 94574 | N/A | PC | Give Big Fund | 1,000 |
| TISCH MULTIPLE SCLEROSIS RESEARCH CENTER OF NEW YO 521 W 57TH ST FL 4 NEW YORK, NY 10019 | N/A | PC | General & Unrestricted | 5,000 |
| UP VALLEY FAMILY CENTERS OF NAPA COUNTY 1440 SPRING ST SAINT HELENA, CA 94574 | N/A | PC | General & Unrestricted | 10,000 |
| WHAT IF-FOUNDATION 1563 SOLANO AVE BERKELEY, CA 94707 | N/A | PC | School and Kitchen/Cafeteria Project | 1,000 |
| WHITE BARN PO BOX 125 OAKVILLE, CA 94562 | N/A | PC | General & Unrestricted | 1,000 |
| WORLDWIDE ORPHANS FOUNDATION 515 VALLEY ST MAPLEWOOD, NJ 07040 | N/A | PC | General & Unrestricted | 5,000 |
| Total  3a | | | | 156,000 |

Note: To capture the full content of this document, please select landscape mode (11" x 8.5") when printing.

TY 2014 Depreciation Schedule

Name: Tecumseh Foundation

EIN: 88-0299804

TY 2014 Investments Corporate Bonds Schedule

Name: Tecumseh Foundation

EIN: 88-0299804

| Name of Bond | End of Year Book Value | End of Year Fair Market Value |
|--------------------------------|------------------------|-------------------------------|
| DEUTSCHE BANK AG TRIGGER - 0.0 | 100,000 | 120,500 |
| ESCROW GENL MOTORS CORP - 0.00 | | |

TY 2014 Investments Corporate
Stock Schedule

Name: Tecumseh Foundation
EIN: 88-0299804

| Name of Stock | End of Year Book Value | End of Year Fair Market Value |
|--------------------------------|------------------------|-------------------------------|
| ACCOR SA | 1,885 | 1,988 |
| ADIDAS AG | 2,958 | 3,578 |
| ADOBE SYSTEMS, INC | 9,623 | 20,392 |
| AEGON N V ORD AMER REG | 2,730 | 2,030 |
| AGREE REALTY CORP | 2,164 | 2,267 |
| ALBEMARLE CP | 6,348 | 5,727 |
| ALERIAN MLP ETF | 9,555 | 7,515 |
| ALEXANDRIA REAL ESTATE EQUITIE | 3,095 | 3,410 |
| ALLERGAN PLC | 16,856 | 18,817 |
| ALLETE INC | 4,188 | 4,117 |
| ALLIANT CORP | 5,925 | 5,961 |
| ALLIED WORLD ASSURANCE CO HLDG | 3,377 | 3,127 |
| AMTRUST FINANCIAL SERVICES, IN | 4,816 | 6,208 |
| APPLE INC | 11,486 | 17,925 |
| APPLIED IDNS TECH | 5,953 | 5,659 |
| ARES CAPITAL CORPORATION - CLO | 8,548 | 7,539 |
| ASTRAZENECA | 3,160 | 2,998 |
| ATOS | 2,109 | 2,314 |
| AUTOLIV INC | 3,850 | 4,365 |
| AVNET INC | 6,017 | 6,360 |
| B&G FOODS INC | 3,662 | 4,246 |
| BANCO BILBAO ARG SA | 2,450 | 1,827 |
| BANCO LATINOAMERICANO DE COMER | 6,025 | 5,298 |
| BARCLAYS PLC ADR | 2,333 | 1,878 |
| BG GROUP PLC ADS | 2,234 | 1,916 |
| BIOGEN INC | 13,541 | 13,654 |
| BIOMED RLTY TR INC | 2,797 | 3,067 |
| BLACKROCK HIGH YIELD BOND INST | 150,000 | 141,947 |
| BLACKROCK STRAT INC OPP - INS | 250,001 | 244,362 |
| BOEING CO | 8,469 | 12,734 |

| Name of Stock | End of Year Book Value | End of Year Fair Market Value |
|--------------------------------|------------------------|-------------------------------|
| BOK FINANCIAL CORP | 791 | 873 |
| BRITISH AMERICAN TOBACCO PLC | 11,604 | 12,873 |
| BRITISH SKY ADS | 3,004 | 3,385 |
| BROADRIDGE FINANCIAL | 2,690 | 3,396 |
| CABOT CP | 5,313 | 4,277 |
| CELGENE CORP | 10,106 | 16,566 |
| CHINA MOBILE HGK LTD | 2,083 | 2,051 |
| CITY HOLDING COMPANY | 1,298 | 1,339 |
| COLGATE-PALMOLIVE COMPANY | 10,607 | 12,208 |
| COLONY FINANCIAL INC | 7,887 | 6,590 |
| COMCAST CORP | 15,703 | 18,222 |
| CONSOLIDATED COMMUNICATIONS HO | 2,346 | 2,519 |
| COPA HOLDINGS S.A | 7,046 | 4,193 |
| COSTCO WHOLESALE CORPORATION | 13,611 | 20,239 |
| CRANE CO | 20,731 | 17,055 |
| CULLEN FROST BANKERS INC | 5,805 | 5,749 |
| CVS CAREMARK CORP | 9,670 | 16,694 |
| CYS INVESTMENTS INC | 2,828 | 2,501 |
| DENSO CORP ADR | 1,996 | 1,980 |
| DEUTSCHE GLOBAL INFRASTRUCTURE | 50,000 | 44,990 |
| DEUTSCHE POST AG | 1,929 | 1,870 |
| DIAGEO PLC ADS | 12,725 | 12,429 |
| DIGITAL RLTY TR INC | 4,791 | 5,917 |
| DOMINION RESOURCES INC | 11,582 | 12,072 |
| DONALDSON CO. INC | 2,119 | 1,782 |
| EASTGROUP PROPERTIES INC | 2,030 | 1,966 |
| EBAY INC | 16,353 | 18,302 |
| EMBRAER EMPRESA BR | 2,709 | 2,555 |
| EMC CORP-MASS | 18,879 | 19,088 |
| ENLINK MIDSTREAM LLC | 8,833 | 5,142 |

| Name of Stock | End of Year Book Value | End of Year Fair Market Value |
|--------------------------------|------------------------|-------------------------------|
| EPR PROPERTIES | 6,074 | 6,135 |
| ERICSSON L M TEL CO | 2,149 | 1,860 |
| ESTEE LAUDER COMPANIES INC | 13,679 | 16,897 |
| FIDELITY NATIONAL FINANCIAL IN | 3,853 | 4,269 |
| FINANCIAL SEL SPDR | 17,533 | 18,301 |
| FIRSTMERIT CORPORATION | 3,293 | 3,232 |
| FLOWSERVE CP | 3,076 | 3,199 |
| FLY LEASING LTD | 1,156 | 1,002 |
| GALLAGHER ARTHUR J & CO | 3,482 | 3,280 |
| GARMIN LTD | 6,241 | 5,108 |
| GILEAD SCIENCES INC | 12,852 | 17,193 |
| GLOBAL LOGISTIC PROP | 2,225 | 1,907 |
| GREAT PLAINS ENERGY | 3,127 | 3,245 |
| HARRIS CORP DEL | 4,586 | 4,748 |
| HASBRO INC | 5,791 | 6,915 |
| HATTERAS FINL CPRP | 5,060 | 3,921 |
| HCA INC | 13,847 | 13,758 |
| HEINEKEN N V S ADR | 1,590 | 2,280 |
| HELMERICH PAYNE | 1,722 | 1,407 |
| HERCULES TECHNOLOGY GROWTH | 5,031 | 3,861 |
| HNI CORP | 3,070 | 3,006 |
| HOLLYFRONTIER CORP | 4,670 | 5,387 |
| HOME DEPOT INC | 12,188 | 12,364 |
| HSBC HOLDINGS PLC | 2,406 | 1,797 |
| HUBBELL CLASS B | 2,906 | 2,518 |
| HUNTSMAN CORP | 8,001 | 5,228 |
| IDEX CP | 4,210 | 4,452 |
| ILLINOIS TOOL WORKS | 9,287 | 12,688 |
| INFINEON TECH ADS | 2,098 | 2,517 |
| INGREDION INC | 3,694 | 4,563 |

| Name of Stock | End of Year Book Value | End of Year Fair Market Value |
|--------------------------------|------------------------|-------------------------------|
| INTEL CORP | 9,836 | 13,341 |
| INVESCO PLC | 12,308 | 11,676 |
| ITC HOLDINGS CORP | 4,537 | 4,090 |
| J2 GLOBAL INC | 6,558 | 8,608 |
| JOHNSON CONTROLS INC | 13,919 | 12,786 |
| JULIUS BAER GROUP LTD | 1,984 | 1,972 |
| KBW REGIONAL BANKING ETF | 17,565 | 18,203 |
| KONINKLIJKE DSM NV ADR | 2,441 | 1,998 |
| KONINKLIJKE PHILIPS ELECTRONIC | 2,673 | 2,182 |
| LINCOLN ELECTRIC HOLDING INC | 4,989 | 4,426 |
| LITTELFUSE, INC | 3,060 | 3,298 |
| LIXIL GROUP CORPORATION | 1,941 | 2,053 |
| MARKIT LTD | 1,821 | 2,074 |
| MARSH AND MCLENNAN COMPANIES I | 11,555 | 11,928 |
| MASTERCARD INC | 18,321 | 19,105 |
| MAXIM INTEGRATED PRODS INC | 2,971 | 3,852 |
| MCGRATH RENTCORP | 1,921 | 1,683 |
| MEDICAL PROPERTIES TRUST, INC | 7,938 | 6,531 |
| MEDTRONIC PLC | 12,580 | 12,123 |
| MICROCHIP TECHNOLOGY INC | 4,948 | 5,215 |
| MICROSOFT CORP | 10,542 | 14,002 |
| MINE SAFETY APPL | 3,588 | 3,174 |
| MITSUBISHI ESTATE CO ADR | 2,488 | 2,140 |
| MTS SYSTEMS CORPORATION | 2,129 | 1,981 |
| NATIONAL GRID TRANSCO PLC | 1,939 | 2,148 |
| NEXTERA ENERGY, INC | 9,168 | 12,319 |
| NIKE INC-CL B | 10,115 | 21,489 |
| NORDSTROM INC | 22,705 | 25,693 |
| NOVARTIS AG ADR | 9,992 | 12,660 |
| OCCIDENTAL PETROLEUM CORP | 13,798 | 12,746 |

| Name of Stock | End of Year Book Value | End of Year Fair Market Value |
|--------------------------------|------------------------|-------------------------------|
| OMEGA HEALTHCARE INV | 7,461 | 7,077 |
| ONE GAS INC | 2,288 | 2,784 |
| OPPENHEIMER SNR FLOATING RAT | 100,403 | 93,715 |
| OTSUKA HOLDINGS CO | 1,957 | 2,147 |
| PACKAGING CORP AMER | 3,914 | 4,039 |
| PACWEST BANCORP | 7,230 | 7,477 |
| PAYPAL HOLDINGS, INC | 16,470 | 17,717 |
| PEARSON PLC | 2,103 | 1,532 |
| PEPSICO INC | 12,222 | 12,876 |
| PNM RESOURCES INC | 3,102 | 3,234 |
| PRINCIPAL FDS, INC. PREFERRED | 92,000 | 92,169 |
| QUALCOMM INC | 18,954 | 17,232 |
| ROCHE HOLDING LTD ADR | 2,879 | 2,882 |
| ROCKWELL AUTOMATION INC | 11,369 | 11,789 |
| ROYAL KPN N.V | 2,009 | 2,003 |
| RPM INTERNATIONAL INC | 3,055 | 3,154 |
| SANDERSON FARMS INC | 4,176 | 3,754 |
| SCHLUMBERGER LTD | 14,083 | 12,193 |
| SECOM CO LTD ADR OTC | 1,664 | 1,977 |
| SEIKO EPSON CORP ADR | 1,963 | 1,895 |
| SELECT SECTOR SPDR ENERGY FUND | 23,406 | 24,899 |
| SEVEN & I HOLDINGS C | 1,853 | 2,151 |
| SINCLARI BROADCAST GROUP INC | 7,823 | 7,923 |
| SMITH & NEPHEW PLC ADR | 2,069 | 2,047 |
| SNAP ON INC | 3,608 | 4,479 |
| SOCIETE GENERLE FRNCE ADR | 1,998 | 1,872 |
| STERIS PLC | 5,152 | 6,371 |
| SUMITOMO MITSUI FINCL GRP | 3,202 | 3,000 |
| SUNTORY BEVERAGE & FOOD LTD AD | 1,776 | 2,097 |
| SYNGENTA AG ADS | 3,006 | 3,095 |

| Name of Stock | End of Year Book Value | End of Year Fair Market Value |
|--------------------------------|------------------------|-------------------------------|
| T. ROWE PRICE HEALTH SCIENCES | 60,000 | 55,913 |
| TARGA RESOURCES CORP | 5,612 | 3,543 |
| TELEFLEX INC | 3,310 | 3,857 |
| TEMPLETON GLOBAL BD | 79,000 | 71,937 |
| TEXAS INSTRUMENTS INC | 12,363 | 13,670 |
| TJX COMPANIES INC | 15,960 | 19,981 |
| TORAY INDUSTRIES INC | 1,456 | 1,924 |
| TORONTO DOMINION | 14,010 | 12,101 |
| TRIANGLE CAPITAL CORPORATION | 931 | 670 |
| TUPPERWARE CORP | 5,690 | 4,592 |
| UMPQUA HOLDINGS CORPORATION | 3,675 | 3,540 |
| UNIBAIL RODAMCO SE | 2,123 | 2,324 |
| UNION PACIFIC | 12,160 | 11,794 |
| UNITED TECHNOLOGIES CORP | 12,203 | 12,400 |
| V F CORP | 7,601 | 11,006 |
| VALIDUS HLDS LTD | 5,279 | 5,848 |
| VAN ECK GLOBAL HARD ASSETS FUN | 20,000 | 18,608 |
| VANGUARD GROWTH ETF | 23,422 | 24,809 |
| VANGUARD HEALTH CARE ETF | 25,427 | 23,175 |
| VANGUARD INFORMATION TECHNOLOG | 37,779 | 37,777 |
| VANGUARD SM-CAP ETF | 50,970 | 47,115 |
| VECTREN CORP | 3,563 | 3,729 |
| VERMILION ENERGY | 1,199 | 1,127 |
| VIVENDI SA | 2,098 | 1,972 |
| VODAFONE GROUP PLC | 3,868 | 3,099 |
| WALT DISNEY HOLDINGS CO | 8,895 | 17,857 |
| WASHINGTON TRUST BANCORP INC | 3,602 | 3,880 |
| WILLIAM HILL PLC ADR | 2,348 | 1,841 |
| WISDOM TREE EUROPE HEDGED EQUI | 52,424 | 47,530 |
| WPP GROUP PLC | 2,144 | 2,241 |

TY 2014 Investments - Other Schedule**Name:** Tecumseh Foundation**EIN:** 88-0299804

| Category / Item | Listed at Cost or FMV | Book Value | End of Year Fair Market Value |
|--------------------------------|------------------------------|-------------------|--------------------------------------|
| AMERIGAS PARTNERS LP | | 650 | 1,194 |
| ASPEN STILLWATER PROPERTIES, L | | 1,021,845 | 1,021,845 |
| ENBRIDGE ENERGY PARTNERS LP | | 2,168 | 3,744 |
| ENERGY TRANSFER EQUITY LP | | 4,334 | 12,930 |
| ENERGY TRANSFER PARTNERS LP | | 5,313 | 8,302 |
| ENLINK MIDSTREAM PARTNERS LP | | 6,258 | 4,175 |
| ENTERPRISE PRODUCTS PARTNERS L | | 11,380 | 20,059 |
| EQT MIDSTREAM PARTNERS LP | | 3,081 | 3,776 |
| GENESIS ENERGY, L.P | | 2,548 | 4,353 |
| MAGELLAN MIDSTREAM PARTNERS LP | | 8,548 | 11,294 |
| MARKWEST ENERGY PARTNERS L.P | | 4,102 | 5,984 |
| MCGREW-MEYERS HOLDINGS, L.L.C. | | 475,062 | 475,062 |
| MPLX LP | | 1,164 | 776 |
| ONEOK PARTNERS LP | | 3,941 | 4,202 |
| PLAINS ALL AMERICAN PIPELINE L | | 8,296 | 7,454 |
| TALLGRASS ENERGY PARTNERS LP | | 1,322 | 1,170 |
| TARGA RESOURCES PARTNERS LP | | 3,870 | 2,910 |
| WILLIAMS PARTNERS LP | | 7,976 | 6,997 |

TY 2014 Other Expenses Schedule

Name: Tecumseh Foundation

EIN: 88-0299804

| Description | Revenue and Expenses per Books | Net Investment Income | Adjusted Net Income | Disbursements for Charitable Purposes |
|--------------------------------|-----------------------------------|--------------------------|---------------------|--|
| Administrative Fees | 21,091 | | | 21,091 |
| Bank Charges | 380 | 380 | | |
| K-1 Exp ENBRIDGE ENERGY PARTNE | 7 | | | |
| K-1 Exp ENERGY TRANSFER EQUITY | 4 | 4 | | |
| K-1 Exp ENERGY TRANSFER PARTNE | 23 | 22 | | |
| K-1 Exp ENTERPRISE PRODUCTS PA | 1 | | | |
| K-1 Exp EV ENERGY PARTNERS, LP | 186 | | | |
| K-1 Exp GENESIS ENERGY, L P | 7 | 6 | | |
| K-1 Exp KINDER MORGAN ENERGY P | 74 | 7 | | |
| K-1 Exp LINN ENERGY, LLC | 912 | | | |
| K-1 Exp MAGELLAN MIDSTREAM PAR | 1 | | | |
| K-1 Exp MARKWEST ENERGY PARTNE | 1 | | | |
| K-1 Exp MCGREW-MEYERS HOLDINGS | 357 | 357 | | |
| K-1 Exp ONEOK PARTNERS LP | 1 | | | |
| K-1 Exp PLAINS ALL AMERICAN PI | 32 | 28 | | |
| K-1 Exp REGENCY ENERGY PARTNER | 4 | | | |
| K-1 Exp WILLIAMS PARTNERS LP | 2 | 1 | | |
| State or Local Filing Fees | 25 | | | 25 |
| REGISTERED AGENT FEES | 189 | | | 189 |

TY 2014 Other Income Schedule

Name: Tecumseh Foundation

EIN: 88-0299804

| Description | Revenue And Expenses Per Books | Net Investment Income | Adjusted Net Income |
|---|-----------------------------------|--------------------------|---------------------|
| K-1 Inc/Loss ACCESS MIDSTREAM PARTNERS LP | -284 | | |
| K-1 Inc/Loss AMERIGAS PARTNERS LP | -59 | 8 | |
| K-1 Inc/Loss ASPEN STILLWATER PROPERTIES, LLC | -160 | -160 | |
| K-1 Inc/Loss ENBRIDGE ENERGY PARTNERS LP | -269 | -1 | |
| K-1 Inc/Loss ENERGY TRANSFER EQUITY LP | -295 | 58 | |
| K-1 Inc/Loss ENERGY TRANSFER PARTNERS LP | 29 | 85 | |
| K-1 Inc/Loss ENLINK MIDSTREAM PARTNERS LP | -435 | 1 | |
| K-1 Inc/Loss ENTERPRISE PRODUCTS PARTNERS LP | -2,034 | -76 | |
| K-1 Inc/Loss EQT MIDSTREAM PARTNERS LP | -54 | | |
| K-1 Inc/Loss EV ENERGY PARTNERS, LP | 95 | 86 | |
| K-1 Inc/Loss GENESIS ENERGY, L P | -396 | 26 | |
| K-1 Inc/Loss KINDER MORGAN ENERGY PARTNERS LP | -100 | 6 | |
| K-1 Inc/Loss LINN ENERGY, LLC | 521 | 13 | |
| K-1 Inc/Loss MAGELLAN MIDSTREAM PARTNERS LP | -40 | -5 | |
| K-1 Inc/Loss MARKWEST ENERGY PARTNERS L P | -858 | 83 | |
| K-1 Inc/Loss MCGREW-MEYERS HOLDINGS, L L C | 98 | 98 | |
| K-1 Inc/Loss ONEOK PARTNERS LP | -1,109 | -17 | |
| K-1 Inc/Loss PLAINS ALL AMERICAN PIPELINE LP | -355 | 4 | |
| K-1 Inc/Loss REGENCY ENERGY PARTNERS LP | -535 | 10 | |
| K-1 Inc/Loss TARGA RESOURCES PARTNERS LP | -294 | -4 | |

| Description | Revenue And Expenses Per Books | Net Investment Income | Adjusted Net Income |
|--|--------------------------------|-----------------------|---------------------|
| K-1 Inc/Loss WILLIAMS PARTNERS LP | -1,099 | -2 | |
| 751 Gain on Sale ENERGY TRANSFER EQUITY LP | 97 | | |
| 751 Gain on Sale EV ENERGY PARTNERS, LP | 163 | | |
| 751 Gain on Sale GENESIS ENERGY, L P | 290 | | |
| 751 Gain on Sale KINDER MORGAN ENERGY | 3,066 | | |
| 751 Gain on Sale LINN ENERGY, LLC | 581 | | |
| Federal Tax Refund | 6,344 | | |

TY 2014 Other Professional Fees Schedule

Name: Tecumseh Foundation

EIN: 88-0299804

| Category | Amount | Net Investment Income | Adjusted Net Income | Disbursements for Charitable Purposes |
|-----------------------------------|--------|--------------------------|------------------------|---|
| Investment Management Services | 27,099 | 27,099 | | |

TY 2014 Taxes Schedule**Name:** Tecumseh Foundation**EIN:** 88-0299804

| Category | Amount | Net Investment Income | Adjusted Net Income | Disbursements for Charitable Purposes |
|-------------------------------|--------|--------------------------|------------------------|---|
| 990-PF Estimated Tax for 2015 | 3,900 | | | |
| Foreign Tax Paid | 615 | 615 | | |